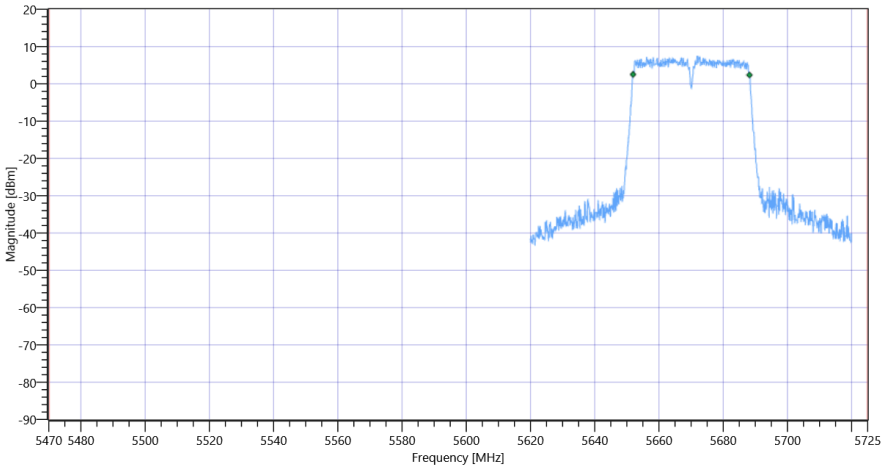

FCC 15.407, ISED RSS247 # Bandwidths 99PCT and 26dB ~ WLAN5Gx ac-VHT40 mode U-NII-2C

RESULT					
Test Description	Lower Limit	Upper Limit	Measured	Unit	Verdict
Bandwidth 20dB	---	---	39.8	MHz	INFO
T1 26dB	5470.000000	---	5650.2000	MHz	PASS since U-NII-3 is supported
T2 26dB	---	5725.000000	5690.0000	MHz	

Plot: Bandwidth only

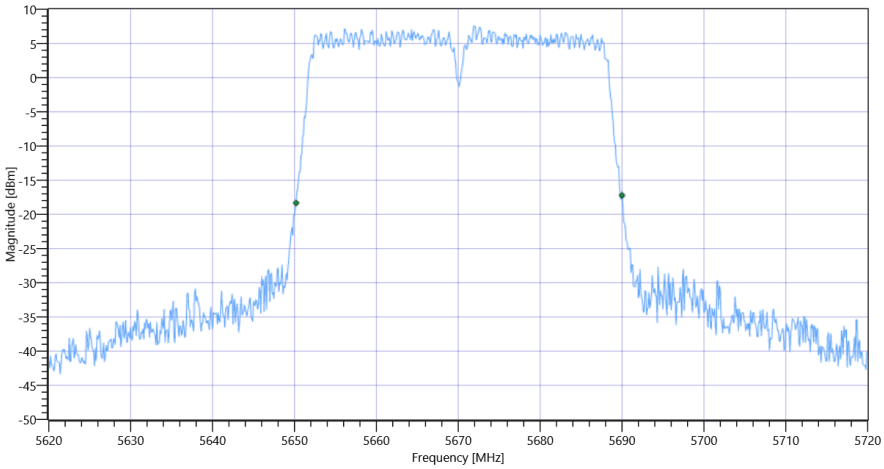

FCC 15.407, ISED RSS247 # Bandwidths 99PCT and 26dB ~ WLAN5Gx ac-VHT40 mode U-NII-2C 26dB

Plot: Bandwidth within Band

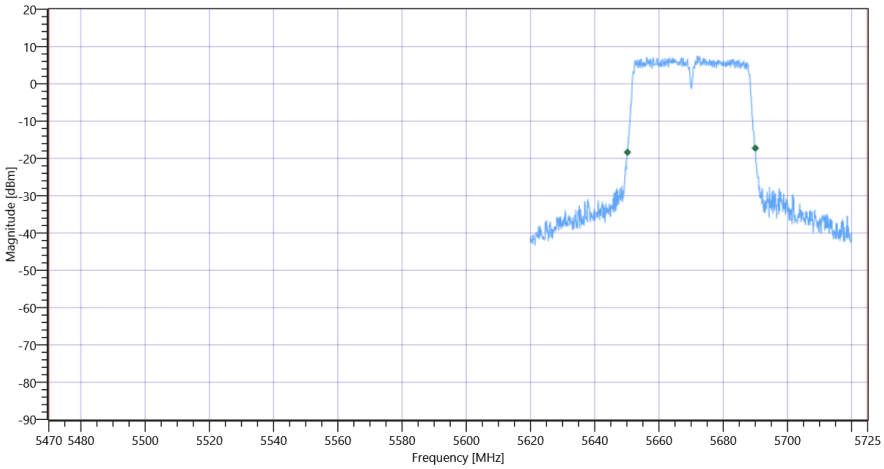

FCC 15.407, ISED RSS247 # Bandwidths 99PCT and 26dB ~ WLAN5Gx ac-VHT40 mode U-NII-2C

General verdict	PASS

FCC 15.407, ISED RSS247 # Bandwidths 99PCT and 26dB ~ WLAN5Gx ac-VHT40 mode U-NII-3

Test References	
TC Start	18.07.2022 13:57:50
Ambit Temp [°C] | Humidity [rel%]	27.8 | 30
System Version	3.2.0.2
Test Specification	FCC 15.407, ISED RSS247 -
Test Method	26dB Bandwidth KDB789033 D02, C.1 / ISED RSS-GEN
TC Version	0.0.1
My Description	FCC 15.407 Bandwidths - WLAN5Gx ac-VHT40 mode U-NII-3
Add. Information	

EUT Common Settings WLAN5Gx	
Number of Antenna Ports	2
User Interaction	No
Device Class UNII_1	Client

Test Parameter	
Technology to test	WLAN5Gx ac-VHT40 mode
Antenna Port used	2
Temperature	nom
Voltage	nom
Frequency low to test	True | Freq [MHz] 5755
Frequency mid to test	False | Freq [MHz] 0
Frequency high to test	False | Freq [MHz] 5795
Auto Control enabled Power Supply | Climatic Box	No | No
Additional Path Loss [dB]	1.4
Switched Path	EUT - SignalingUnit - SpectrumAnalyzer

Test Equipment
Signal analyzer,Rohde&Schwarz,FSV-40,1307.9002K40/101042,3.70
Switch matrix,CTCadvanced,SPM-4 NI DAQ,28016133,NI

Test at TX 5755 MHz

RESULT: Reference Power cond.					
Test Description	Lower Limit	Upper Limit	Measured	Unit	Verdict
Ref. Power 1MHz/1MHz cond.	---	---	17.82	dBm	INFO
Ref. Frequency	---	---	5751.200	MHz	INFO

READ SA SETTINGS:	
RefLevel [dBm] | RefLevelOffset [dB] | InpAtt [dB]	25.82 | 18.77 | 25
Start [MHz] | Stop [MHz]	5705.000 | 5805.000
RBW [MHz] | VBW [MHz]	0.500000 | 3.000000
Detector | TraceMode	POS | MAXH
Sweep: Time [ms] | Count | Points per Section | Type	1 | 2500 | 1001 | SWE

RESULT					
Test Description	Lower Limit	Upper Limit	Measured	Unit	Verdict
Bandwidth 99%	---	---	64.136	MHz	INFO
T1 99%	5725.000000	---	5723.5315	MHz	DFS required
T2 99%	---	5850.000000	5787.6673	MHz	PASS

Plot: Bandwidth only

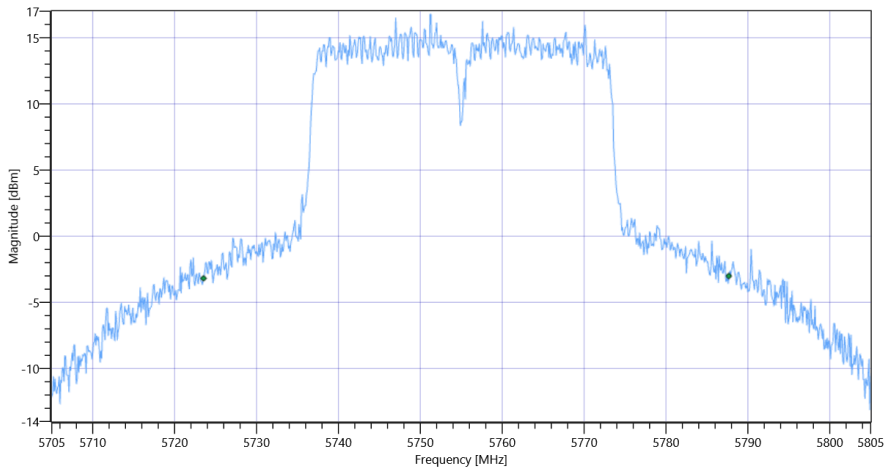

FCC 15.407, ISED RSS247 # Bandwidths 99PCT and 26dB ~ WLAN5Gx ac-VHT40 mode U-NII-3 99PCT

Plot: Bandwidth within Band

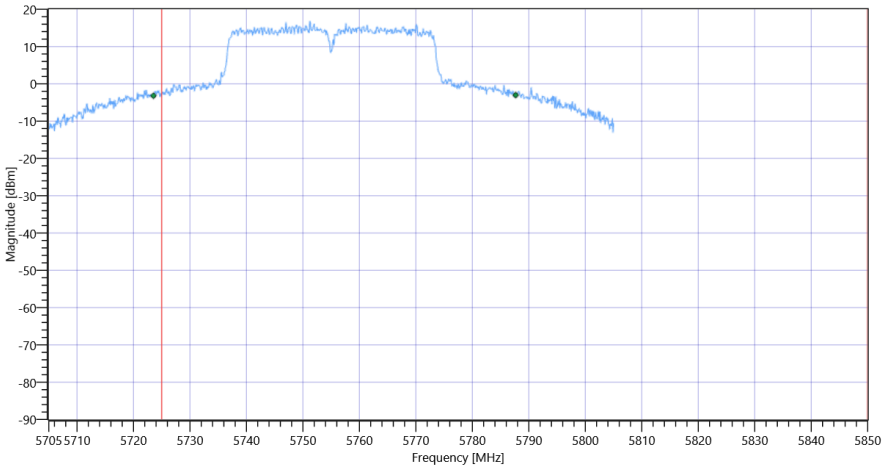

FCC 15.407, ISED RSS247 # Bandwidths 99PCT and 26dB ~ WLAN5Gx ac-VHT40 mode U-NII-3

RESULT					
Test Description	Lower Limit	Upper Limit	Measured	Unit	Verdict
Bandwidth 20dB	---	---	97.2	MHz	INFO
T1 26dB	5725.000000	---	5706.6000	MHz	DFS required
T2 26dB	---	5850.000000	5803.8000	MHz	PASS

Plot: Bandwidth only

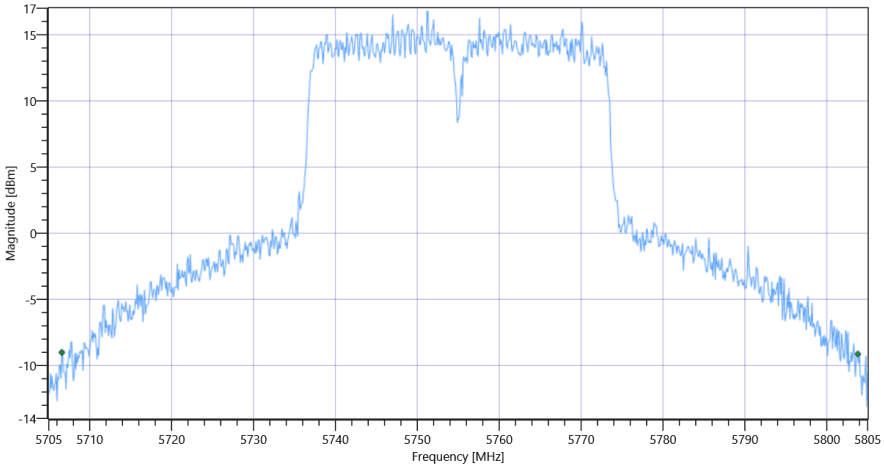

FCC 15.407, ISED RSS247 # Bandwidths 99PCT and 26dB ~ WLAN5Gx ac-VHT40 mode U-NII-3 26dB

Plot: Bandwidth within Band

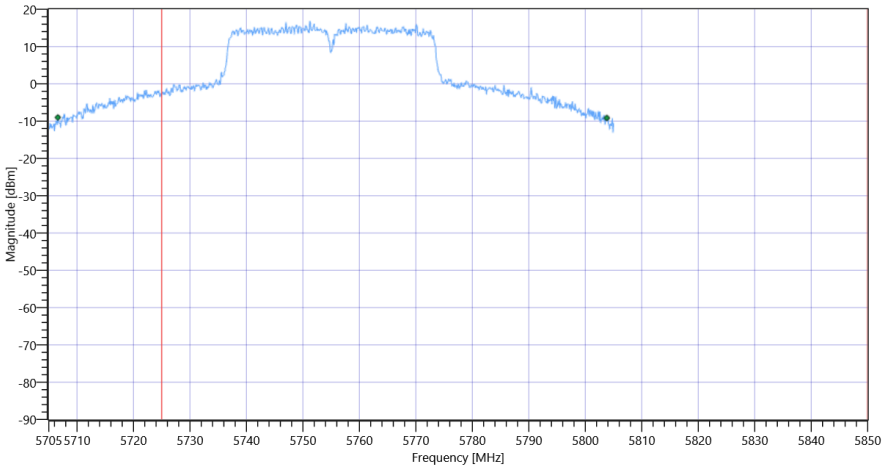

FCC 15.407, ISED RSS247 # Bandwidths 99PCT and 26dB ~ WLAN5Gx ac-VHT40 mode U-NII-3

General verdict	PASS

FCC 15.407, ISED RSS247 # Bandwidths 99PCT and 26dB ~ WLAN5Gx ac-VHT40 mode U-NII-3

Test References	
TC Start	18.07.2022 14:06:03
Ambit Temp [°C] | Humidity [rel%]	27.8 | 30
System Version	3.2.0.2
Test Specification	FCC 15.407, ISED RSS247 -
Test Method	26dB Bandwidth KDB789033 D02, C.1 / ISED RSS-GEN
TC Version	0.0.1
My Description	FCC 15.407 Bandwidths - WLAN5Gx ac-VHT40 mode U-NII-3
Add. Information	

EUT Common Settings WLAN5Gx	
Number of Antenna Ports	2
User Interaction	No
Device Class UNII_1	Client

Test Parameter	
Technology to test	WLAN5Gx ac-VHT40 mode
Antenna Port used	2
Temperature	nom
Voltage	nom
Frequency low to test	False | Freq [MHz] 5755
Frequency mid to test	False | Freq [MHz] 0
Frequency high to test	True | Freq [MHz] 5795
Auto Control enabled Power Supply | Climatic Box	No | No
Additional Path Loss [dB]	1.4
Switched Path	EUT - SignalingUnit - SpectrumAnalyzer

Test Equipment
Signal analyzer,Rohde&Schwarz,FSV-40,1307.9002K40/101042,3.70
Switch matrix,CTCadvanced,SPM-4 NI DAQ,28016133,NI

Test at TX 5795 MHz

RESULT: Reference Power cond.					
Test Description	Lower Limit	Upper Limit	Measured	Unit	Verdict
Ref. Power 1MHz/1MHz cond.	---	---	17.98	dBm	INFO
Ref. Frequency	---	---	5789.010	MHz	INFO

READ SA SETTINGS:	
RefLevel [dBm] | RefLevelOffset [dB] | InpAtt [dB]	25.98 | 18.75 | 25
Start [MHz] | Stop [MHz]	5745.000 | 5845.000
RBW [MHz] | VBW [MHz]	0.500000 | 3.000000
Detector | TraceMode	POS | MAXH
Sweep: Time [ms] | Count | Points per Section | Type	1 | 2500 | 1001 | SWE

RESULT					
Test Description	Lower Limit	Upper Limit	Measured	Unit	Verdict
Bandwidth 99%	---	---	61.838	MHz	INFO
T1 99%	5725.000000	---	5764.8302	MHz	PASS
T2 99%	---	5850.000000	5826.6683	MHz	PASS

Plot: Bandwidth only

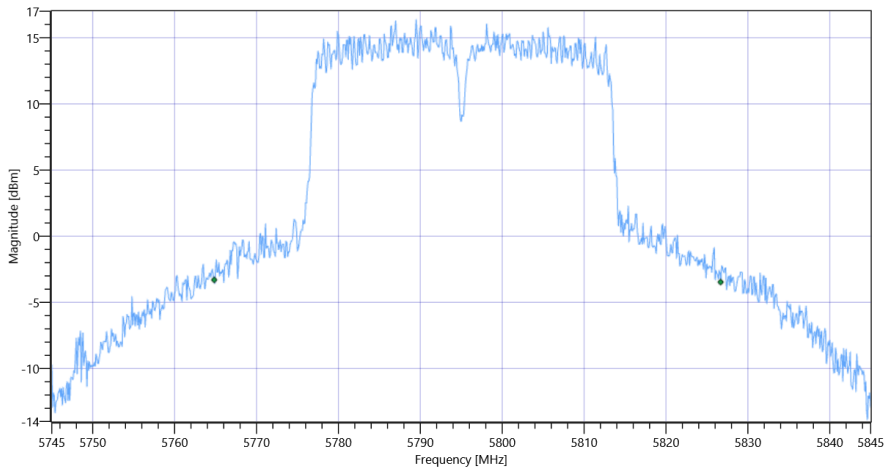

FCC 15.407, ISED RSS247 # Bandwidths 99PCT and 26dB ~ WLAN5Gx ac-VHT40 mode U-NII-3 99PCT

Plot: Bandwidth within Band

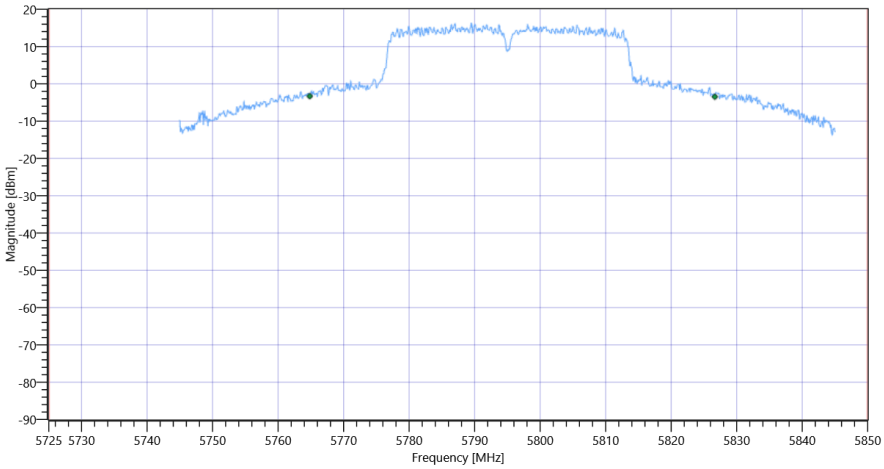

FCC 15.407, ISED RSS247 # Bandwidths 99PCT and 26dB ~ WLAN5Gx ac-VHT40 mode U-NII-3

RESULT					
Test Description	Lower Limit	Upper Limit	Measured	Unit	Verdict
Bandwidth 20dB	---	---	95.4	MHz	INFO
T1 26dB	5725.000000	---	5747.9000	MHz	PASS
T2 26dB	---	5850.000000	5843.3000	MHz	PASS

Plot: Bandwidth only

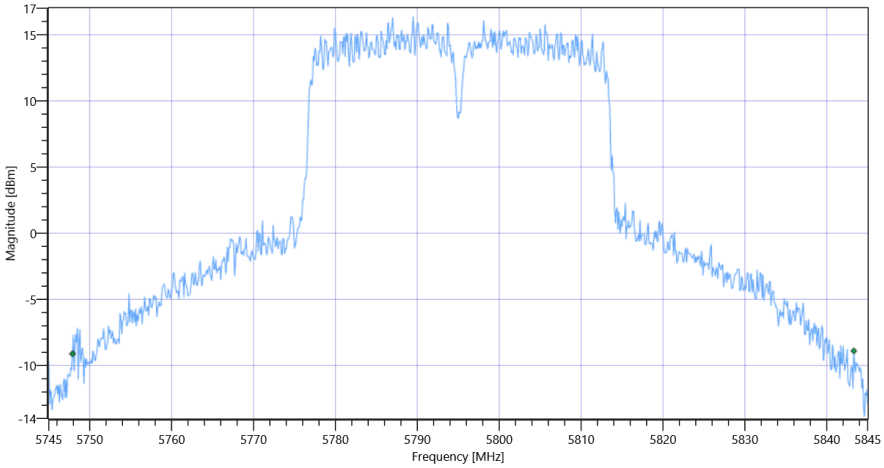

FCC 15.407, ISED RSS247 # Bandwidths 99PCT and 26dB ~ WLAN5Gx ac-VHT40 mode U-NII-3 26dB

Plot: Bandwidth within Band

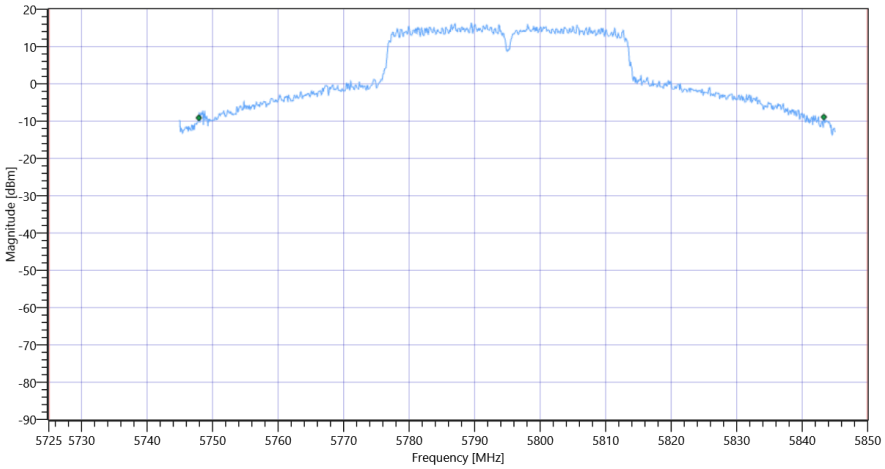

FCC 15.407, ISED RSS247 # Bandwidths 99PCT and 26dB ~ WLAN5Gx ac-VHT40 mode U-NII-3

General verdict	PASS

FCC 15.247 # Max output power and psd ~ WLAN5Gx ac-VHT40 mode U-NII-1

Test References	
TC Start	18.07.2022 11:31:31
Ambit Temp [°C] | Humidity [rel%]	26.9 | 32
System Version	3.2.0.2
Test Specification	FCC 15.247 -
Test Method	KDB789033 D02, F., E.2.e.
TC Version	0.0.1
My Description	FCC 15.407 Max Output Power & PSD - WLAN5Gx ac-VHT40 mode U-NII-1
Add. Information	

EUT Common Settings WLAN5Gx	
Number of Antenna Ports	2
User Interaction	No
Device Class UNII_1	Client

Test Parameter	
Technology to test	WLAN5Gx ac-VHT40 mode
Antenna Port used	1
Temperature	nom
Voltage	nom
Frequency low to test	True | Freq [MHz] 5190
Frequency mid to test	False | Freq [MHz] 0
Frequency high to test	False | Freq [MHz] 5230
Auto Control enabled Power Supply | Climatic Box	No | No
Additional Path Loss [dB]	1.4
Switched Path	EUT - SignalingUnit - SpectrumAnalyzer

Test Equipment
Signal analyzer,Rohde&Schwarz,FSV-40,1307.9002K40/101042,3.70
Switch matrix,CTCadvanced,SPM-4 NI DAQ,28016133,NI

Test at TX 5190 MHz

RESULT: Reference Power cond.					
Test Description	Lower Limit	Upper Limit	Measured	Unit	Verdict
Ref. Power 1MHz/1MHz cond.	---	---	7.38	dBm	INFO
Ref. Frequency	---	---	5193.200	MHz	INFO

Evaluation max. Duty Cycle

Duty Cycle evaluation					
Test Description	Lower Limit	Upper Limit	Measured	Unit	Verdict
Result Summary					
Number of detected Bursts:78					
Duty Cycle (Burst Ratio) max	---	---	0.972	---	INFO
Duty Cycle max	---	---	0.123	dB	INFO
Duty Cycle (Burst Ratio) min	---	---	0.857	---	INFO
Duty Cycle min	---	---	0.67	dB	INFO
Max TX Burst Length	---	---	2.575	ms	INFO
Min Gap Length	---	---	0.075	ms	INFO
Max Gap Length	---	---	0.075	ms	INFO

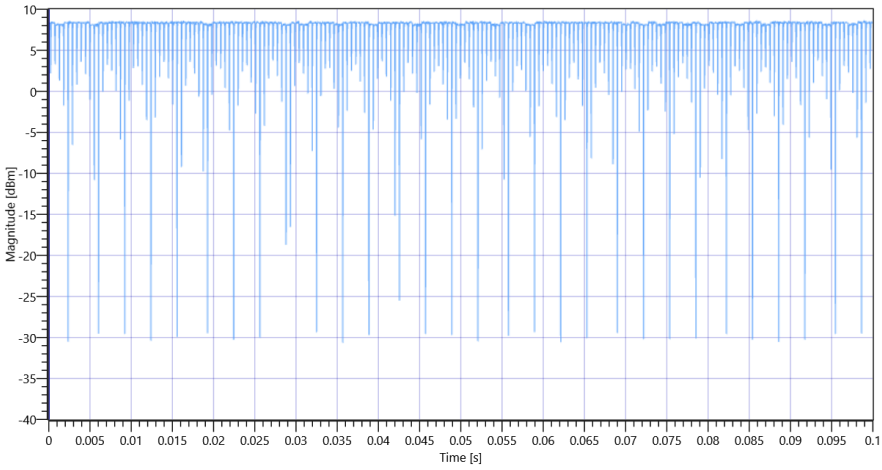

FCC 15.247 # Max output power and psd ~ WLAN5Gx ac-VHT40 mode U-NII-1 5190 MHz - DutyCycle

Evaluation Bandwidth

RESULT					
Test Description	Lower Limit	Upper Limit	Measured	Unit	Verdict
Bandwidth 26dB	---	---	40.08	MHz	INFO
T1 26dB	---	---	5169.9200	MHz	INFO
T2 26dB	---	---	5210.0000	MHz	INFO

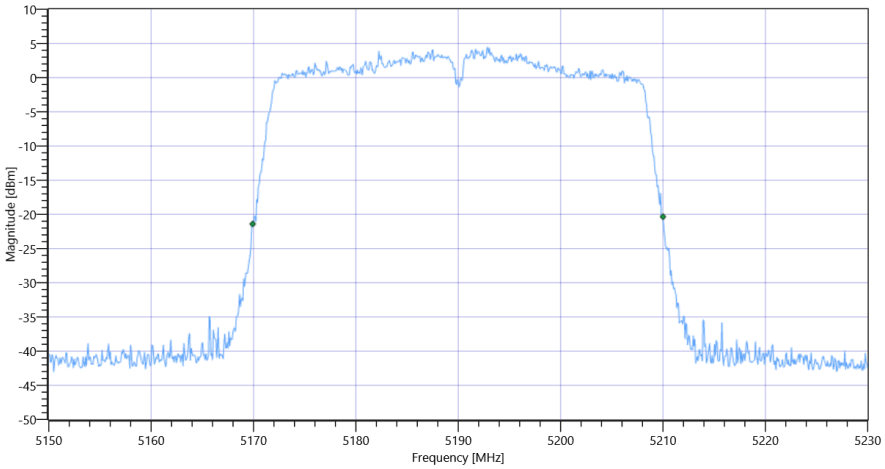

FCC 15.247 # Max output power and psd ~ WLAN5Gx ac-VHT40 mode U-NII-1_BW

Maximum Output Power

READ SA SETTINGS:	
RefLevel [dBm] | RefLevelOffset [dB] | InpAtt [dB]	19.38 | 17.95 | 20
Start [MHz] | Stop [MHz]	5150.000 | 5230.000
RBW [MHz] | VBW [MHz]	1.000000 | 3.000000
Detector | TraceMode	RMS | MAXH
Sweep: Time [ms] | Count | Points per Section | Type	53700 | 1 | 161 | SWE

RESULT					
Test Description	Lower Limit	Upper Limit	Measured	Unit	Verdict
Max Output Power	---	---	12.48	dBm	INFO
Duty Cycle Correction	---	---	0.67	dB	INFO
Limit absolute					
Max Output Power DC corrected	---	24	13.15	dBm	PASS
Limit by: 11 dBm + 10 log Bandwidth					
Max Output Power DC corrected	---	27.03	13.15	dBm	not applicable

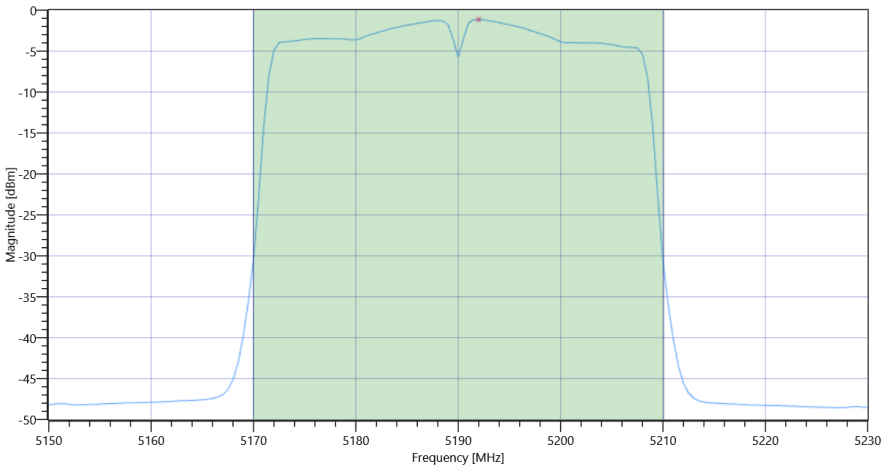

FCC 15.247 # Max output power and psd ~ WLAN5Gx ac-VHT40 mode U-NII-1 Max OP and PSD

Power Spectral Density

RESULT					
Test Description	Lower Limit	Upper Limit	Measured	Unit	Verdict
Power Spectral Density	---	---	-1.14	dBm/1MHz	INFO
Duty Cycle Correction	---	---	0.67	dB	INFO
Power Spectral Density DC corrected	---	11	-0.47	dBm/1MHz	PASS

General verdict	PASS

FCC 15.247 # Max output power and psd ~ WLAN5Gx ac-VHT40 mode U-NII-1

Test References	
TC Start	18.07.2022 11:36:53
Ambit Temp [°C] | Humidity [rel%]	26.9 | 32
System Version	3.2.0.2
Test Specification	FCC 15.247 -
Test Method	KDB789033 D02, F., E.2.e.
TC Version	0.0.1
My Description	FCC 15.407 Max Output Power & PSD - WLAN5Gx ac-VHT40 mode U-NII-1
Add. Information	

EUT Common Settings WLAN5Gx	
Number of Antenna Ports	2
User Interaction	No
Device Class UNII_1	Client

Test Parameter	
Technology to test	WLAN5Gx ac-VHT40 mode
Antenna Port used	1
Temperature	nom
Voltage	nom
Frequency low to test	False | Freq [MHz] 5190
Frequency mid to test	False | Freq [MHz] 0
Frequency high to test	True | Freq [MHz] 5230
Auto Control enabled Power Supply | Climatic Box	No | No
Additional Path Loss [dB]	1.4
Switched Path	EUT - SignalingUnit - SpectrumAnalyzer

Test Equipment
Signal analyzer,Rohde&Schwarz,FSV-40,1307.9002K40/101042,3.70
Switch matrix,CTCadvanced,SPM-4 NI DAQ,28016133,NI

Test at TX 5230 MHz

RESULT: Reference Power cond.					
Test Description	Lower Limit	Upper Limit	Measured	Unit	Verdict
Ref. Power 1MHz/1MHz cond.	---	---	5.64	dBm	INFO
Ref. Frequency	---	---	5226.600	MHz	INFO

Evaluation max. Duty Cycle

Duty Cycle evaluation					
Test Description	Lower Limit	Upper Limit	Measured	Unit	Verdict
Result Summary					
Number of detected Bursts:75					
Duty Cycle (Burst Ratio) max	---	---	0.972	---	INFO
Duty Cycle max	---	---	0.123	dB	INFO
Duty Cycle (Burst Ratio) min	---	---	0.857	---	INFO
Duty Cycle min	---	---	0.67	dB	INFO
Max TX Burst Length	---	---	2.575	ms	INFO
Min Gap Length	---	---	0.075	ms	INFO
Max Gap Length	---	---	0.075	ms	INFO

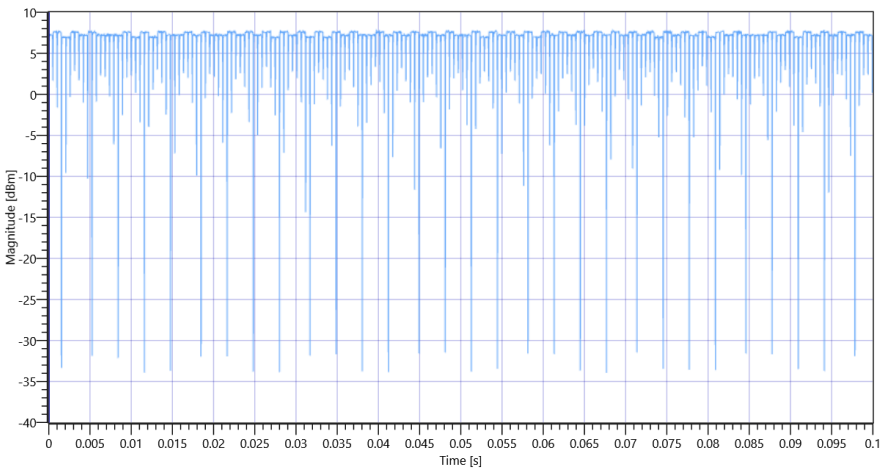

FCC 15.247 # Max output power and psd ~ WLAN5Gx ac-VHT40 mode U-NII-1 5230 MHz - DutyCycle

Evaluation Bandwidth

RESULT					
Test Description	Lower Limit	Upper Limit	Measured	Unit	Verdict
Bandwidth 26dB	---	---	40.08	MHz	INFO
T1 26dB	---	---	5210.0000	MHz	INFO
T2 26dB	---	---	5250.0800	MHz	INFO

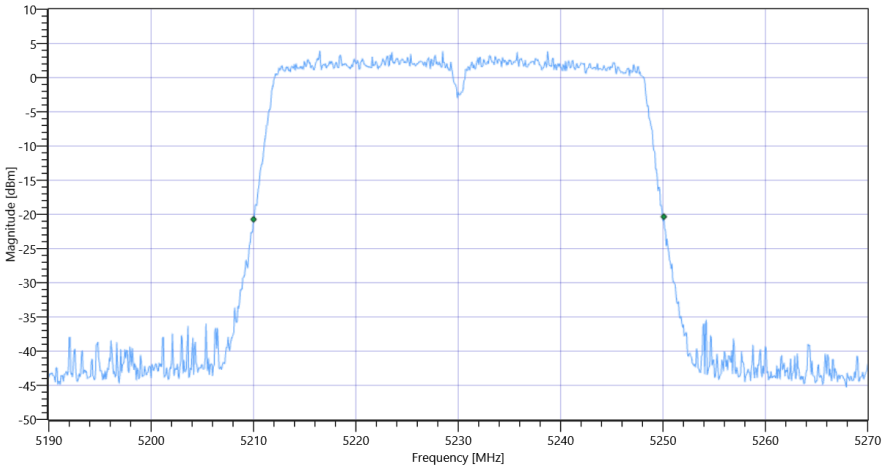

FCC 15.247 # Max output power and psd ~ WLAN5Gx ac-VHT40 mode U-NII-1_BW

Maximum Output Power

READ SA SETTINGS:	
RefLevel [dBm] | RefLevelOffset [dB] | InpAtt [dB]	17.64 | 18.37 | 15
Start [MHz] | Stop [MHz]	5190.000 | 5270.000
RBW [MHz] | VBW [MHz]	1.000000 | 3.000000
Detector | TraceMode	RMS | MAXH
Sweep: Time [ms] | Count | Points per Section | Type	53700 | 1 | 161 | SWE

RESULT					
Test Description	Lower Limit	Upper Limit	Measured	Unit	Verdict
Max Output Power	---	---	12.57	dBm	INFO
Duty Cycle Correction	---	---	0.67	dB	INFO
Limit absolute					
Max Output Power DC corrected	---	24	13.24	dBm	PASS
Limit by: 11 dBm + 10 log Bandwidth					
Max Output Power DC corrected	---	27.03	13.24	dBm	not applicable

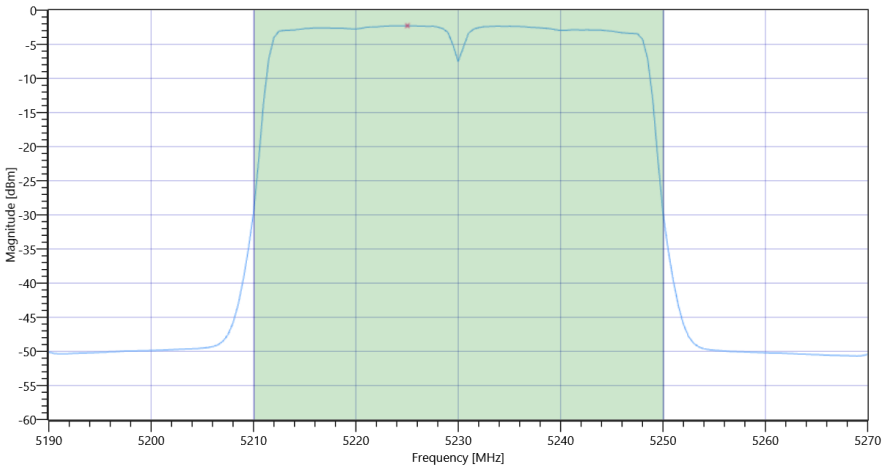

FCC 15.247 # Max output power and psd ~ WLAN5Gx ac-VHT40 mode U-NII-1 Max OP and PSD

Power Spectral Density

RESULT					
Test Description	Lower Limit	Upper Limit	Measured	Unit	Verdict
Power Spectral Density	---	---	-2.28	dBm/1MHz	INFO
Duty Cycle Correction	---	---	0.67	dB	INFO
Power Spectral Density DC corrected	---	11	-1.61	dBm/1MHz	PASS

General verdict	PASS

FCC 15.247 # Max output power and psd ~ WLAN5Gx ac-VHT40 mode U-NII-2A

Test References	
TC Start	18.07.2022 11:44:25
Ambit Temp [°C] | Humidity [rel%]	27.0 | 31
System Version	3.2.0.2
Test Specification	FCC 15.247 -
Test Method	KDB789033 D02, F., E.2.e.
TC Version	0.0.1
My Description	FCC 15.407 Max Output Power & PSD - WLAN5Gx ac-VHT40 mode U-NII-2A
Add. Information	

EUT Common Settings WLAN5Gx	
Number of Antenna Ports	2
User Interaction	No
Device Class UNII_1	Client

Test Parameter	
Technology to test	WLAN5Gx ac-VHT40 mode
Antenna Port used	1
Temperature	nom
Voltage	nom
Frequency low to test	True | Freq [MHz] 5270
Frequency mid to test	False | Freq [MHz] 0
Frequency high to test	False | Freq [MHz] 5310
Auto Control enabled Power Supply | Climatic Box	No | No
Additional Path Loss [dB]	1.4
Switched Path	EUT - SignalingUnit - SpectrumAnalyzer

Test Equipment
Signal analyzer,Rohde&Schwarz,FSV-40,1307.9002K40/101042,3.70
Switch matrix,CTCadvanced,SPM-4 NI DAQ,28016133,NI

Test at TX 5270 MHz

RESULT: Reference Power cond.					
Test Description	Lower Limit	Upper Limit	Measured	Unit	Verdict
Ref. Power 1MHz/1MHz cond.	---	---	6.94	dBm	INFO
Ref. Frequency	---	---	5267.200	MHz	INFO

Evaluation max. Duty Cycle

Duty Cycle evaluation					
Test Description	Lower Limit	Upper Limit	Measured	Unit	Verdict
Result Summary					
Number of detected Bursts:74					
Duty Cycle (Burst Ratio) max	---	---	0.972	---	INFO
Duty Cycle max	---	---	0.123	dB	INFO
Duty Cycle (Burst Ratio) min	---	---	0.857	---	INFO
Duty Cycle min	---	---	0.67	dB	INFO
Max TX Burst Length	---	---	2.575	ms	INFO
Min Gap Length	---	---	0.075	ms	INFO
Max Gap Length	---	---	0.075	ms	INFO

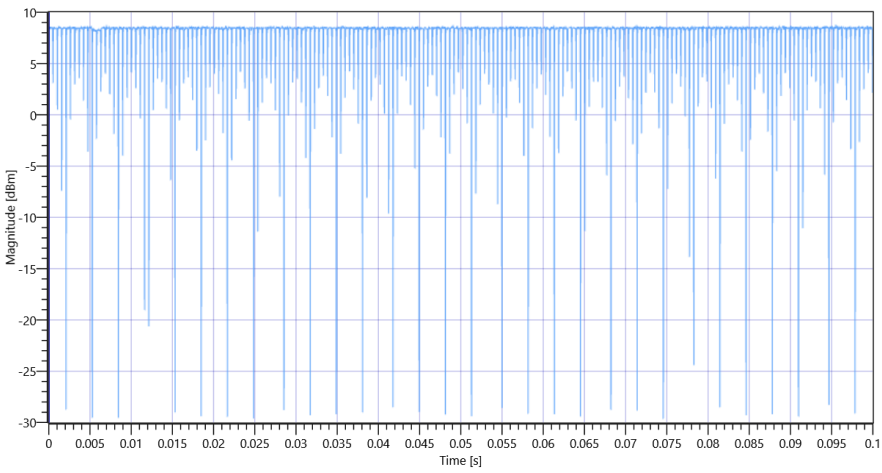

FCC 15.247 # Max output power and psd ~ WLAN5Gx ac-VHT40 mode U-NII-2A 5270 MHz - DutyCycle

Evaluation Bandwidth

RESULT					
Test Description	Lower Limit	Upper Limit	Measured	Unit	Verdict
Bandwidth 26dB	---	---	40.08	MHz	INFO
T1 26dB	---	---	5250.0000	MHz	INFO
T2 26dB	---	---	5290.0800	MHz	INFO

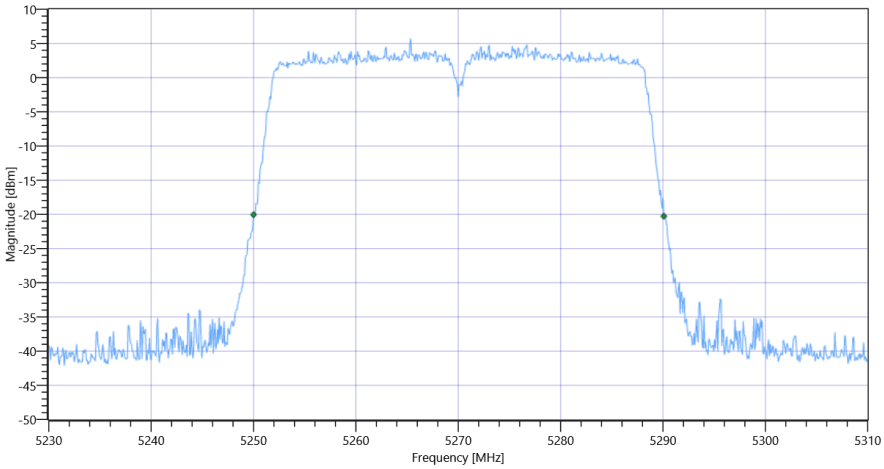

FCC 15.247 # Max output power and psd ~ WLAN5Gx ac-VHT40 mode U-NII-2A_BW

Maximum Output Power

READ SA SETTINGS:	
RefLevel [dBm] | RefLevelOffset [dB] | InpAtt [dB]	18.94 | 18.75 | 15
Start [MHz] | Stop [MHz]	5230.000 | 5310.000
RBW [MHz] | VBW [MHz]	1.000000 | 3.000000
Detector | TraceMode	RMS | MAXH
Sweep: Time [ms] | Count | Points per Section | Type	53700 | 1 | 161 | SWE

RESULT					
Test Description	Lower Limit	Upper Limit	Measured	Unit	Verdict
Max Output Power	---	---	13.6	dBm	INFO
Duty Cycle Correction	---	---	0.67	dB	INFO
Limit absolute					
Max Output Power DC corrected	---	24	14.27	dBm	PASS
Limit by: 11 dBm + 10 log Bandwidth					
Max Output Power DC corrected	---	27.03	14.27	dBm	PASS

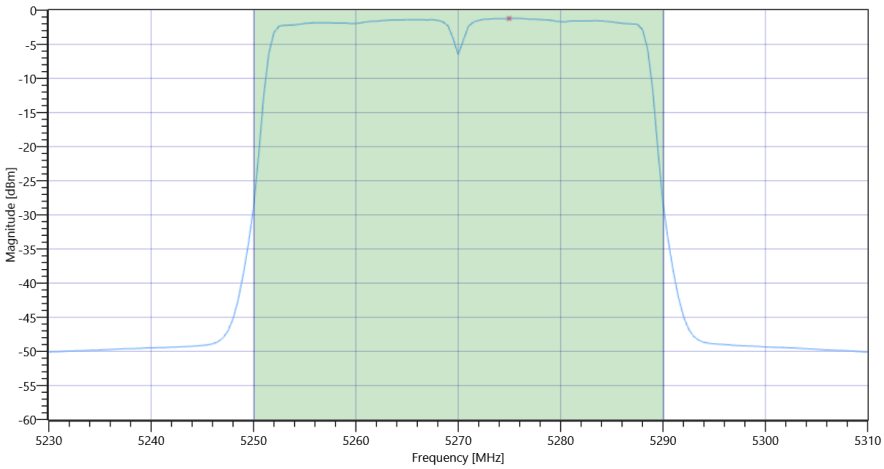

FCC 15.247 # Max output power and psd ~ WLAN5Gx ac-VHT40 mode U-NII-2A Max OP and PSD

Power Spectral Density

RESULT					
Test Description	Lower Limit	Upper Limit	Measured	Unit	Verdict
Power Spectral Density	---	---	-1.22	dBm/1MHz	INFO
Duty Cycle Correction	---	---	0.67	dB	INFO
Power Spectral Density DC corrected	---	11	-0.55	dBm/1MHz	PASS

General verdict	PASS

FCC 15.247 # Max output power and psd ~ WLAN5Gx ac-VHT40 mode U-NII-2A

Test References	
TC Start	18.07.2022 11:52:17
Ambit Temp [°C] | Humidity [rel%]	27.0 | 31
System Version	3.2.0.2
Test Specification	FCC 15.247 -
Test Method	KDB789033 D02, F., E.2.e.
TC Version	0.0.1
My Description	FCC 15.407 Max Output Power & PSD - WLAN5Gx ac-VHT40 mode U-NII-2A
Add. Information	

EUT Common Settings WLAN5Gx	
Number of Antenna Ports	2
User Interaction	No
Device Class UNII_1	Client

Test Parameter	
Technology to test	WLAN5Gx ac-VHT40 mode
Antenna Port used	1
Temperature	nom
Voltage	nom
Frequency low to test	False | Freq [MHz] 5270
Frequency mid to test	False | Freq [MHz] 0
Frequency high to test	True | Freq [MHz] 5310
Auto Control enabled Power Supply | Climatic Box	No | No
Additional Path Loss [dB]	1.4
Switched Path	EUT - SignalingUnit - SpectrumAnalyzer

Test Equipment
Signal analyzer,Rohde&Schwarz,FSV-40,1307.9002K40/101042,3.70
Switch matrix,CTCadvanced,SPM-4 NI DAQ,28016133,NI

Test at TX 5310 MHz

RESULT: Reference Power cond.					
Test Description	Lower Limit	Upper Limit	Measured	Unit	Verdict
Ref. Power 1MHz/1MHz cond.	---	---	7.61	dBm	INFO
Ref. Frequency	---	---	5312.800	MHz	INFO

Evaluation max. Duty Cycle

Duty Cycle evaluation					
Test Description	Lower Limit	Upper Limit	Measured	Unit	Verdict
Result Summary					
Number of detected Bursts:78					
Duty Cycle (Burst Ratio) max	---	---	0.972	---	INFO
Duty Cycle max	---	---	0.123	dB	INFO
Duty Cycle (Burst Ratio) min	---	---	0.857	---	INFO
Duty Cycle min	---	---	0.67	dB	INFO
Max TX Burst Length	---	---	2.575	ms	INFO
Min Gap Length	---	---	0.075	ms	INFO
Max Gap Length	---	---	0.075	ms	INFO

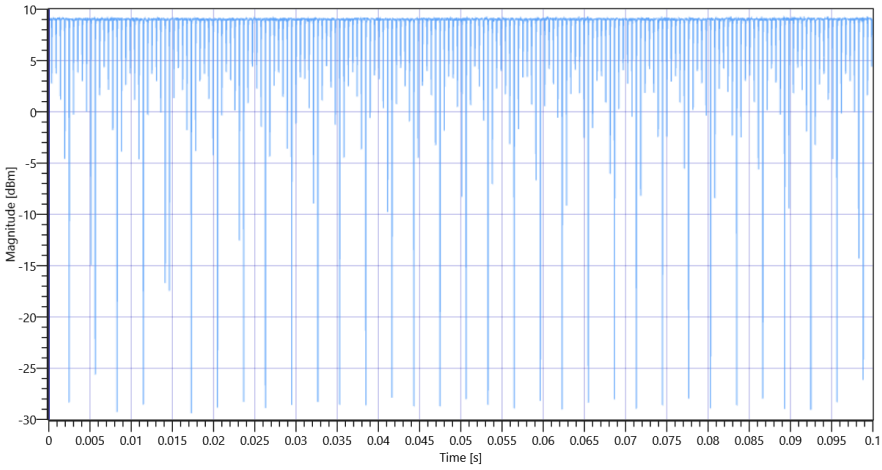

FCC 15.247 # Max output power and psd ~ WLAN5Gx ac-VHT40 mode U-NII-2A 5310 MHz - DutyCycle

Evaluation Bandwidth

RESULT					
Test Description	Lower Limit	Upper Limit	Measured	Unit	Verdict
Bandwidth 26dB	---	---	39.84	MHz	INFO
T1 26dB	---	---	5290.0800	MHz	INFO
T2 26dB	---	---	5329.9200	MHz	INFO

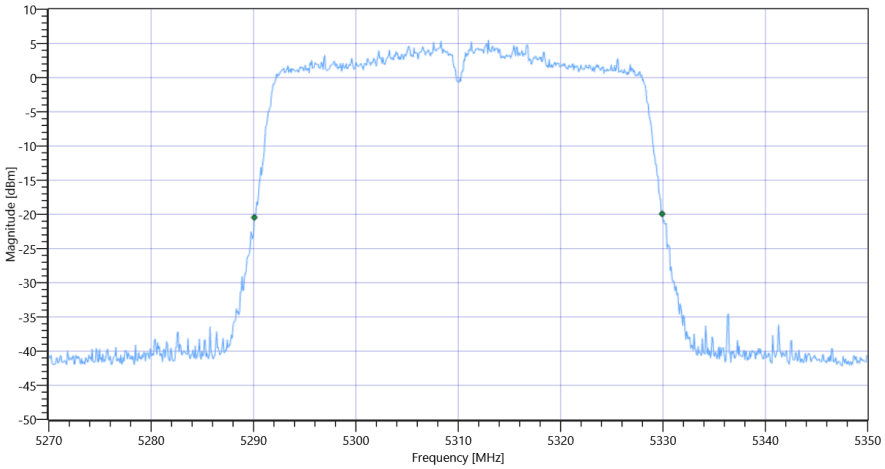

FCC 15.247 # Max output power and psd ~ WLAN5Gx ac-VHT40 mode U-NII-2A_BW

Maximum Output Power

READ SA SETTINGS:	
RefLevel [dBm] | RefLevelOffset [dB] | InpAtt [dB]	19.61 | 18.4 | 20
Start [MHz] | Stop [MHz]	5270.000 | 5350.000
RBW [MHz] | VBW [MHz]	1.000000 | 3.000000
Detector | TraceMode	RMS | MAXH
Sweep: Time [ms] | Count | Points per Section | Type	53700 | 1 | 161 | SWE

RESULT					
Test Description	Lower Limit	Upper Limit	Measured	Unit	Verdict
Max Output Power	---	---	13.31	dBm	INFO
Duty Cycle Correction	---	---	0.67	dB	INFO
Limit absolute					
Max Output Power DC corrected	---	24	13.98	dBm	PASS
Limit by: 11 dBm + 10 log Bandwidth					
Max Output Power DC corrected	---	27	13.98	dBm	PASS

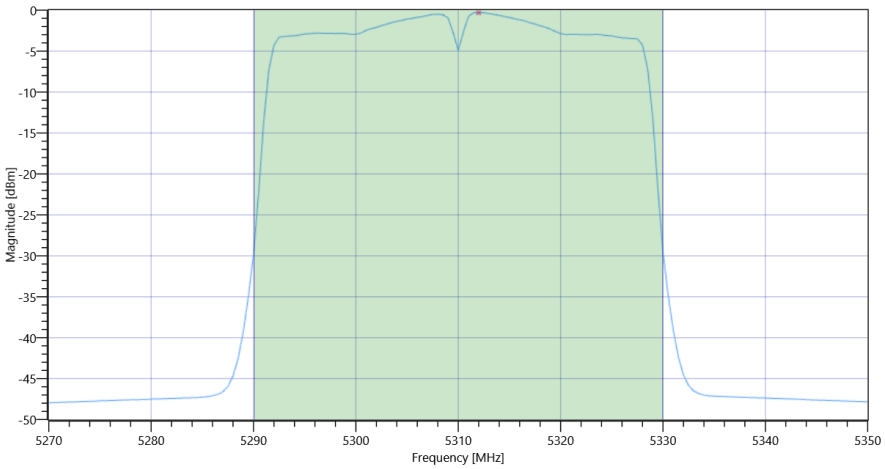

FCC 15.247 # Max output power and psd ~ WLAN5Gx ac-VHT40 mode U-NII-2A Max OP and PSD

Power Spectral Density

RESULT					
Test Description	Lower Limit	Upper Limit	Measured	Unit	Verdict
Power Spectral Density	---	---	-0.3	dBm/1MHz	INFO
Duty Cycle Correction	---	---	0.67	dB	INFO
Power Spectral Density DC corrected	---	11	0.37	dBm/1MHz	PASS

General verdict	PASS

FCC 15.247 # Max output power and psd ~ WLAN5Gx ac-VHT40 mode U-NII-2C

Test References	
TC Start	18.07.2022 12:28:55
Ambit Temp [°C] | Humidity [rel%]	27.1 | 31
System Version	3.2.0.2
Test Specification	FCC 15.247 -
Test Method	KDB789033 D02, F., E.2.e.
TC Version	0.0.1
My Description	FCC 15.407 Max Output Power & PSD - WLAN5Gx ac-VHT40 mode U-NII-2C
Add. Information	

EUT Common Settings WLAN5Gx	
Number of Antenna Ports	2
User Interaction	No
Device Class UNII_1	Client

Test Parameter	
Technology to test	WLAN5Gx ac-VHT40 mode
Antenna Port used	1
Temperature	nom
Voltage	nom
Frequency low to test	True | Freq [MHz] 5510
Frequency mid to test	False | Freq [MHz] 5590
Frequency high to test	False | Freq [MHz] 5670
Auto Control enabled Power Supply | Climatic Box	No | No
Additional Path Loss [dB]	1.4
Switched Path	EUT - SignalingUnit - SpectrumAnalyzer

Test Equipment
Signal analyzer,Rohde&Schwarz,FSV-40,1307.9002K40/101042,3.70
Switch matrix,CTCadvanced,SPM-4 NI DAQ,28016133,NI

Test at TX 5510 MHz

RESULT: Reference Power cond.					
Test Description	Lower Limit	Upper Limit	Measured	Unit	Verdict
Ref. Power 1MHz/1MHz cond.	---	---	9.19	dBm	INFO
Ref. Frequency	---	---	5512.600	MHz	INFO

Evaluation max. Duty Cycle

Duty Cycle evaluation					
Test Description	Lower Limit	Upper Limit	Measured	Unit	Verdict
Result Summary					
Number of detected Bursts:80					
Duty Cycle (Burst Ratio) max	---	---	0.972	---	INFO
Duty Cycle max	---	---	0.123	dB	INFO
Duty Cycle (Burst Ratio) min	---	---	0.857	---	INFO
Duty Cycle min	---	---	0.67	dB	INFO
Max TX Burst Length	---	---	2.575	ms	INFO
Min Gap Length	---	---	0.075	ms	INFO
Max Gap Length	---	---	0.075	ms	INFO

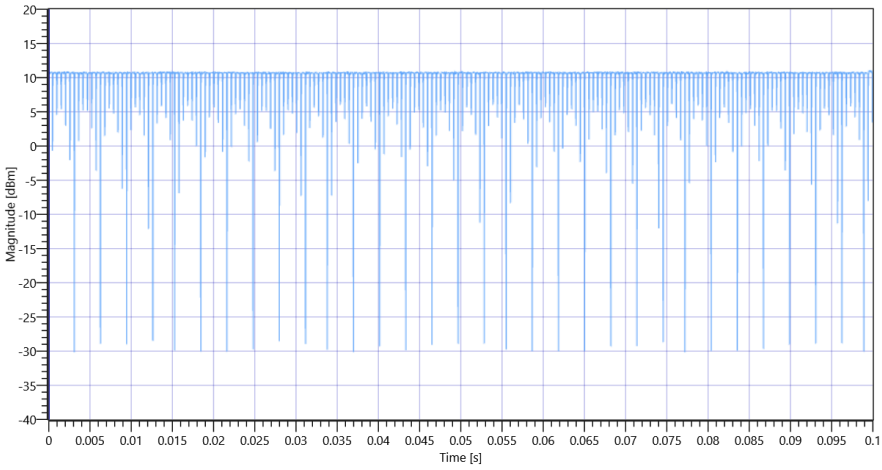

FCC 15.247 # Max output power and psd ~ WLAN5Gx ac-VHT40 mode U-NII-2C 5510 MHz - DutyCycle

Evaluation Bandwidth

RESULT					
Test Description	Lower Limit	Upper Limit	Measured	Unit	Verdict
Bandwidth 26dB	---	---	39.92	MHz	INFO
T1 26dB	---	---	5490.0800	MHz	INFO
T2 26dB	---	---	5530.0000	MHz	INFO

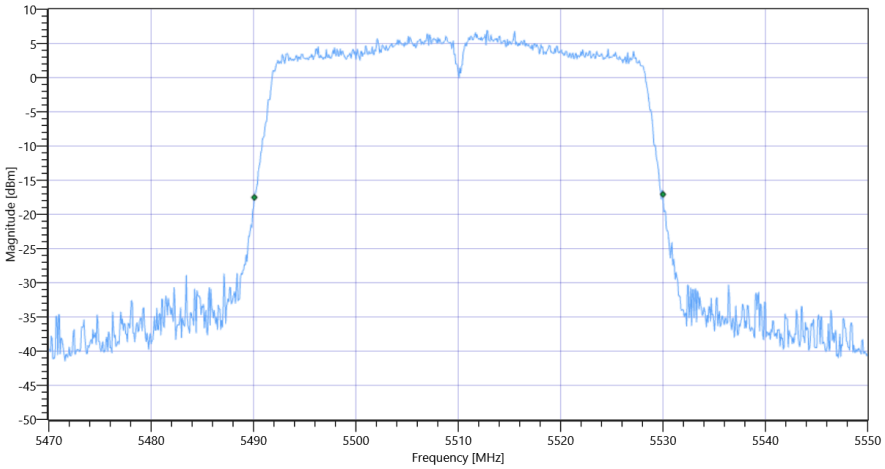

FCC 15.247 # Max output power and psd ~ WLAN5Gx ac-VHT40 mode U-NII-2C_BW

Maximum Output Power

READ SA SETTINGS:	
RefLevel [dBm] | RefLevelOffset [dB] | InpAtt [dB]	21.19 | 18.49 | 20
Start [MHz] | Stop [MHz]	5470.000 | 5550.000
RBW [MHz] | VBW [MHz]	1.000000 | 3.000000
Detector | TraceMode	RMS | MAXH
Sweep: Time [ms] | Count | Points per Section | Type	53700 | 1 | 161 | SWE

RESULT					
Test Description	Lower Limit	Upper Limit	Measured	Unit	Verdict
Max Output Power	---	---	15.05	dBm	INFO
Duty Cycle Correction	---	---	0.67	dB	INFO
Limit absolute					
Max Output Power DC corrected	---	24	15.72	dBm	PASS
Limit by: 11 dBm + 10 log Bandwidth					
Max Output Power DC corrected	---	27.01	15.72	dBm	PASS

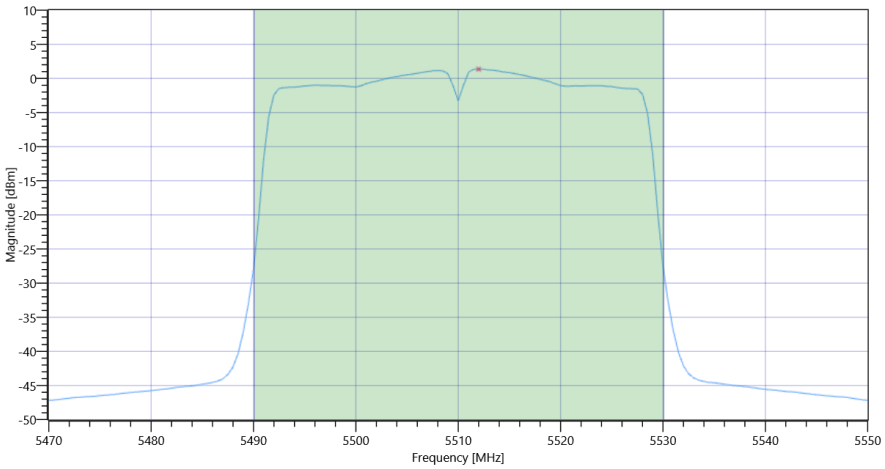

FCC 15.247 # Max output power and psd ~ WLAN5Gx ac-VHT40 mode U-NII-2C Max OP and PSD

Power Spectral Density

RESULT					
Test Description	Lower Limit	Upper Limit	Measured	Unit	Verdict
Power Spectral Density	---	---	1.36	dBm/1MHz	INFO
Duty Cycle Correction	---	---	0.67	dB	INFO
Power Spectral Density DC corrected	---	11	2.03	dBm/1MHz	PASS

General verdict	PASS

FCC 15.247 # Max output power and psd ~ WLAN5Gx ac-VHT40 mode U-NII-2C

Test References	
TC Start	18.07.2022 12:36:06
Ambit Temp [°C] | Humidity [rel%]	27.2 | 30
System Version	3.2.0.2
Test Specification	FCC 15.247 -
Test Method	KDB789033 D02, F., E.2.e.
TC Version	0.0.1
My Description	FCC 15.407 Max Output Power & PSD - WLAN5Gx ac-VHT40 mode U-NII-2C
Add. Information	

EUT Common Settings WLAN5Gx	
Number of Antenna Ports	2
User Interaction	No
Device Class UNII_1	Client

Test Parameter	
Technology to test	WLAN5Gx ac-VHT40 mode
Antenna Port used	1
Temperature	nom
Voltage	nom
Frequency low to test	False | Freq [MHz] 5510
Frequency mid to test	True | Freq [MHz] 5590
Frequency high to test	False | Freq [MHz] 5670
Auto Control enabled Power Supply | Climatic Box	No | No
Additional Path Loss [dB]	1.4
Switched Path	EUT - SignalingUnit - SpectrumAnalyzer

Test Equipment
Signal analyzer,Rohde&Schwarz,FSV-40,1307.9002K40/101042,3.70
Switch matrix,CTCadvanced,SPM-4 NI DAQ,28016133,NI

Test at TX 5590 MHz

RESULT: Reference Power cond.					
Test Description	Lower Limit	Upper Limit	Measured	Unit	Verdict
Ref. Power 1MHz/1MHz cond.	---	---	8.41	dBm	INFO
Ref. Frequency	---	---	5593.400	MHz	INFO

Evaluation max. Duty Cycle

Duty Cycle evaluation					
Test Description	Lower Limit	Upper Limit	Measured	Unit	Verdict
Result Summary					
Number of detected Bursts:73					
Duty Cycle (Burst Ratio) max	---	---	0.972	---	INFO
Duty Cycle max	---	---	0.123	dB	INFO
Duty Cycle (Burst Ratio) min	---	---	0.857	---	INFO
Duty Cycle min	---	---	0.67	dB	INFO
Max TX Burst Length	---	---	2.575	ms	INFO
Min Gap Length	---	---	0.075	ms	INFO
Max Gap Length	---	---	0.075	ms	INFO

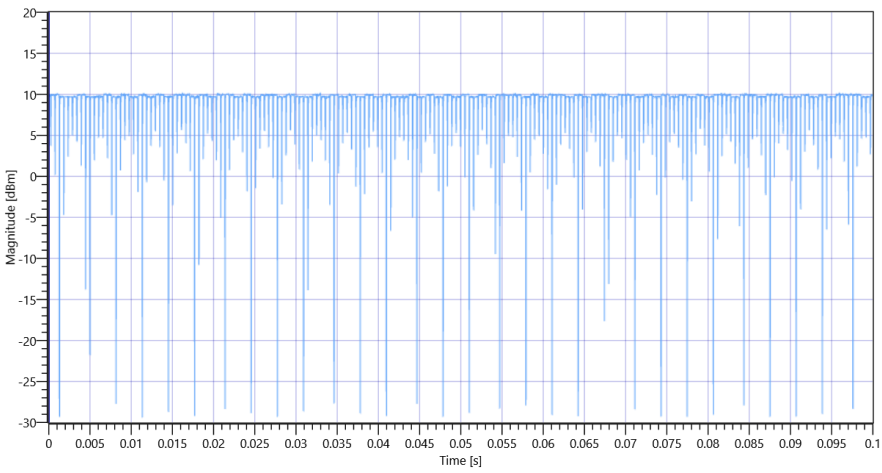

FCC 15.247 # Max output power and psd ~ WLAN5Gx ac-VHT40 mode U-NII-2C 5590 MHz - DutyCycle

Evaluation Bandwidth

RESULT					
Test Description	Lower Limit	Upper Limit	Measured	Unit	Verdict
Bandwidth 26dB	---	---	40.32	MHz	INFO
T1 26dB	---	---	5570.0000	MHz	INFO
T2 26dB	---	---	5610.3200	MHz	INFO

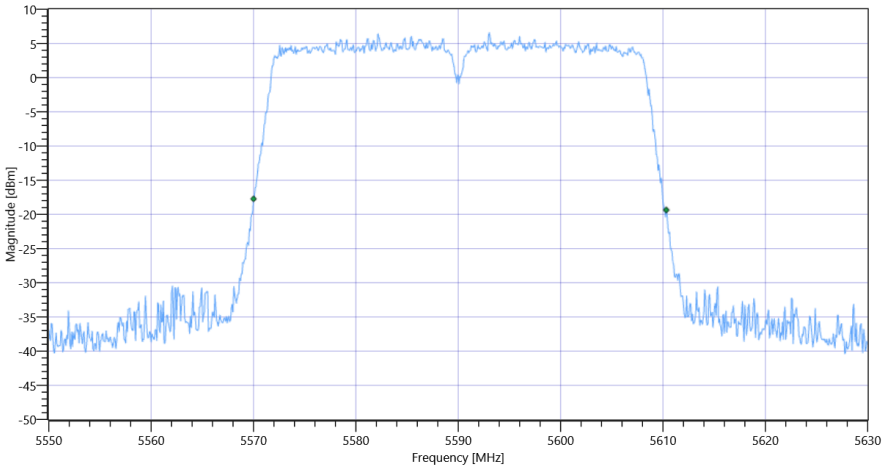

FCC 15.247 # Max output power and psd ~ WLAN5Gx ac-VHT40 mode U-NII-2C_BW

Maximum Output Power

READ SA SETTINGS:	
RefLevel [dBm] | RefLevelOffset [dB] | InpAtt [dB]	20.41 | 19.02 | 20
Start [MHz] | Stop [MHz]	5550.000 | 5630.000
RBW [MHz] | VBW [MHz]	1.000000 | 3.000000
Detector | TraceMode	RMS | MAXH
Sweep: Time [ms] | Count | Points per Section | Type	53700 | 1 | 161 | SWE

RESULT					
Test Description	Lower Limit	Upper Limit	Measured	Unit	Verdict
Max Output Power	---	---	15.16	dBm	INFO
Duty Cycle Correction	---	---	0.67	dB	INFO
Limit absolute					
Max Output Power DC corrected	---	24	15.83	dBm	PASS
Limit by: 11 dBm + 10 log Bandwidth					
Max Output Power DC corrected	---	27.06	15.83	dBm	PASS

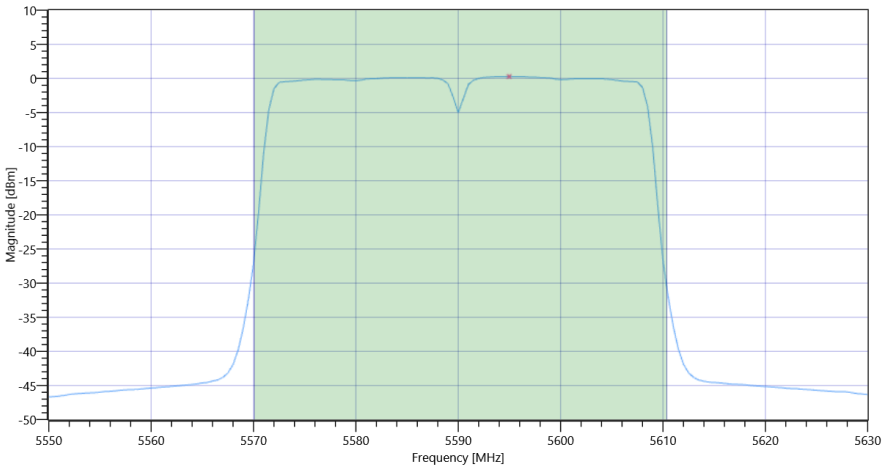

FCC 15.247 # Max output power and psd ~ WLAN5Gx ac-VHT40 mode U-NII-2C Max OP and PSD

Power Spectral Density

RESULT					
Test Description	Lower Limit	Upper Limit	Measured	Unit	Verdict
Power Spectral Density	---	---	0.28	dBm/1MHz	INFO
Duty Cycle Correction	---	---	0.67	dB	INFO
Power Spectral Density DC corrected	---	11	0.95	dBm/1MHz	PASS

General verdict	PASS

FCC 15.247 # Max output power and psd ~ WLAN5Gx ac-VHT40 mode U-NII-2C

Test References	
TC Start	18.07.2022 12:48:27
Ambit Temp [°C] | Humidity [rel%]	27.2 | 31
System Version	3.2.0.2
Test Specification	FCC 15.247 -
Test Method	KDB789033 D02, F., E.2.e.
TC Version	0.0.1
My Description	FCC 15.407 Max Output Power & PSD - WLAN5Gx ac-VHT40 mode U-NII-2C
Add. Information	

EUT Common Settings WLAN5Gx	
Number of Antenna Ports	2
User Interaction	No
Device Class UNII_1	Client

Test Parameter	
Technology to test	WLAN5Gx ac-VHT40 mode
Antenna Port used	1
Temperature	nom
Voltage	nom
Frequency low to test	False | Freq [MHz] 5510
Frequency mid to test	False | Freq [MHz] 5590
Frequency high to test	True | Freq [MHz] 5670
Auto Control enabled Power Supply | Climatic Box	No | No
Additional Path Loss [dB]	1.4
Switched Path	EUT - SignalingUnit - SpectrumAnalyzer

Test Equipment
Signal analyzer,Rohde&Schwarz,FSV-40,1307.9002K40/101042,3.70
Switch matrix,CTCadvanced,SPM-4 NI DAQ,28016133,NI

Test at TX 5670 MHz

RESULT: Reference Power cond.					
Test Description	Lower Limit	Upper Limit	Measured	Unit	Verdict
Ref. Power 1MHz/1MHz cond.	---	---	7.98	dBm	INFO
Ref. Frequency	---	---	5674.600	MHz	INFO

Evaluation max. Duty Cycle

Duty Cycle evaluation					
Test Description	Lower Limit	Upper Limit	Measured	Unit	Verdict
Result Summary					
Number of detected Bursts:70					
Duty Cycle (Burst Ratio) max	---	---	0.972	---	INFO
Duty Cycle max	---	---	0.123	dB	INFO
Duty Cycle (Burst Ratio) min	---	---	0.857	---	INFO
Duty Cycle min	---	---	0.67	dB	INFO
Max TX Burst Length	---	---	2.575	ms	INFO
Min Gap Length	---	---	0.075	ms	INFO
Max Gap Length	---	---	0.075	ms	INFO

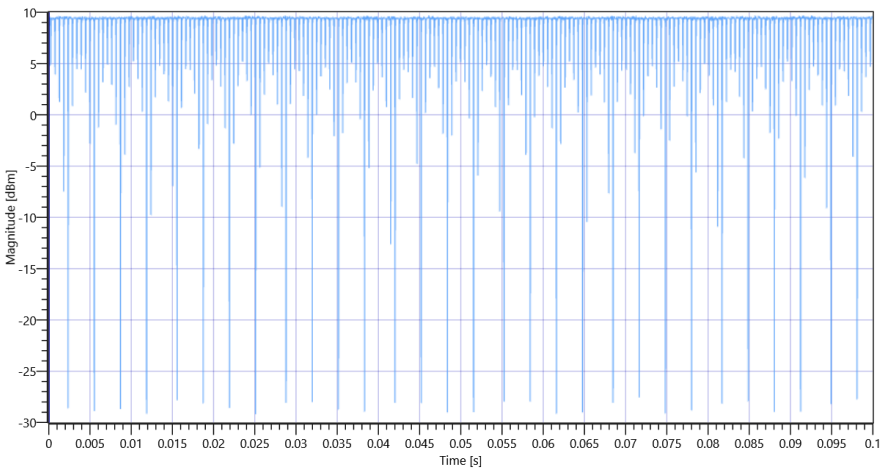

FCC 15.247 # Max output power and psd ~ WLAN5Gx ac-VHT40 mode U-NII-2C 5670 MHz - DutyCycle

Evaluation Bandwidth

RESULT					
Test Description	Lower Limit	Upper Limit	Measured	Unit	Verdict
Bandwidth 26dB	---	---	40.32	MHz	INFO
T1 26dB	---	---	5649.9200	MHz	INFO
T2 26dB	---	---	5690.2400	MHz	INFO

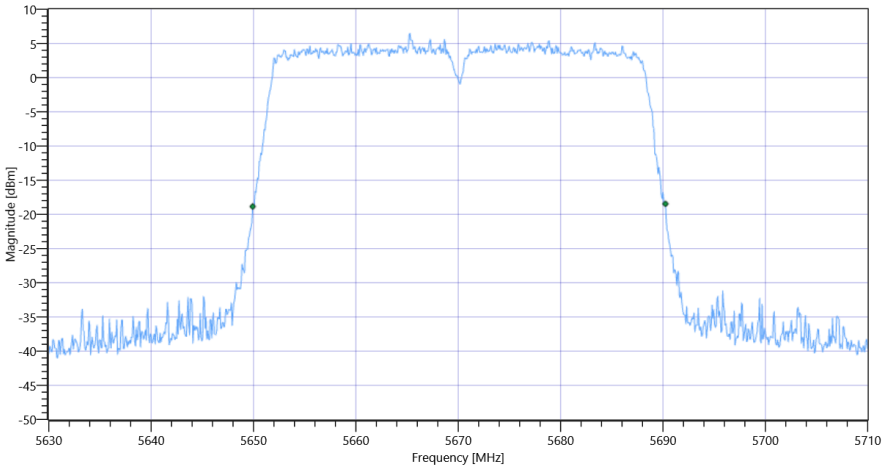

FCC 15.247 # Max output power and psd ~ WLAN5Gx ac-VHT40 mode U-NII-2C_BW

Maximum Output Power

READ SA SETTINGS:	
RefLevel [dBm] | RefLevelOffset [dB] | InpAtt [dB]	19.98 | 18.67 | 20
Start [MHz] | Stop [MHz]	5630.000 | 5710.000
RBW [MHz] | VBW [MHz]	1.000000 | 3.000000
Detector | TraceMode	RMS | MAXH
Sweep: Time [ms] | Count | Points per Section | Type	53700 | 1 | 161 | SWE

RESULT					
Test Description	Lower Limit	Upper Limit	Measured	Unit	Verdict
Max Output Power	---	---	14.6	dBm	INFO
Duty Cycle Correction	---	---	0.67	dB	INFO
Limit absolute					
Max Output Power DC corrected	---	24	15.27	dBm	PASS
Limit by: 11 dBm + 10 log Bandwidth					
Max Output Power DC corrected	---	27.06	15.27	dBm	PASS

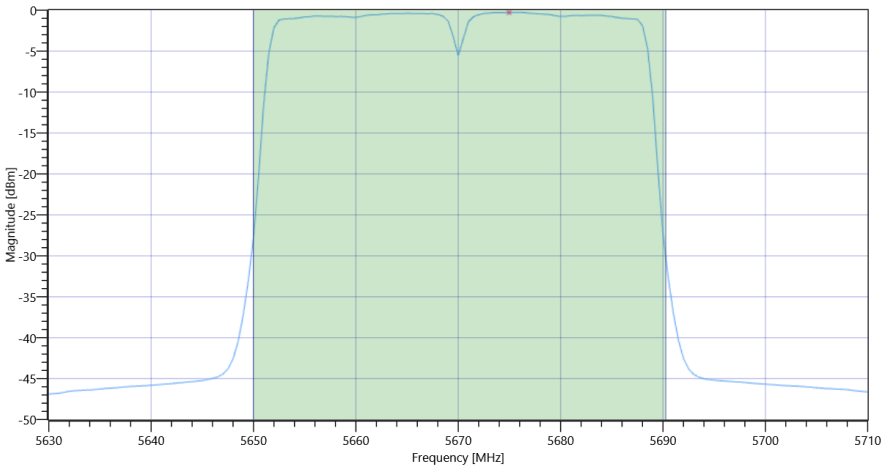

FCC 15.247 # Max output power and psd ~ WLAN5Gx ac-VHT40 mode U-NII-2C Max OP and PSD

Power Spectral Density

RESULT					
Test Description	Lower Limit	Upper Limit	Measured	Unit	Verdict
Power Spectral Density	---	---	-0.28	dBm/1MHz	INFO
Duty Cycle Correction	---	---	0.67	dB	INFO
Power Spectral Density DC corrected	---	11	0.39	dBm/1MHz	PASS

General verdict	PASS

FCC 15.247 # Max output power and psd ~ WLAN5Gx ac-VHT40 mode U-NII-3

Test References	
TC Start	18.07.2022 12:54:11
Ambit Temp [°C] | Humidity [rel%]	27.3 | 30
System Version	3.2.0.2
Test Specification	FCC 15.247 -
Test Method	KDB789033 D02, F., E.2.e.
TC Version	0.0.1
My Description	FCC 15.407 Max Output Power & PSD - WLAN5Gx ac-VHT40 mode U-NII-3
Add. Information	

EUT Common Settings WLAN5Gx	
Number of Antenna Ports	2
User Interaction	No
Device Class UNII_1	Client

Test Parameter	
Technology to test	WLAN5Gx ac-VHT40 mode
Antenna Port used	1
Temperature	nom
Voltage	nom
Frequency low to test	True | Freq [MHz] 5755
Frequency mid to test	False | Freq [MHz] 0
Frequency high to test	False | Freq [MHz] 5795
Auto Control enabled Power Supply | Climatic Box	No | No
Additional Path Loss [dB]	1.4
Switched Path	EUT - SignalingUnit - SpectrumAnalyzer

Test Equipment
Signal analyzer,Rohde&Schwarz,FSV-40,1307.9002K40/101042,3.70
Switch matrix,CTCadvanced,SPM-4 NI DAQ,28016133,NI

Test at TX 5755 MHz

RESULT: Reference Power cond.					
Test Description	Lower Limit	Upper Limit	Measured	Unit	Verdict
Ref. Power 1MHz/1MHz cond.	---	---	18.62	dBm	INFO
Ref. Frequency	---	---	5744.610	MHz	INFO

Evaluation max. Duty Cycle

Duty Cycle evaluation					
Test Description	Lower Limit	Upper Limit	Measured	Unit	Verdict
Result Summary					
Number of detected Bursts:73					
Duty Cycle (Burst Ratio) max	---	---	0.972	---	INFO
Duty Cycle max	---	---	0.123	dB	INFO
Duty Cycle (Burst Ratio) min	---	---	0.857	---	INFO
Duty Cycle min	---	---	0.67	dB	INFO
Max TX Burst Length	---	---	2.575	ms	INFO
Min Gap Length	---	---	0.075	ms	INFO
Max Gap Length	---	---	0.075	ms	INFO

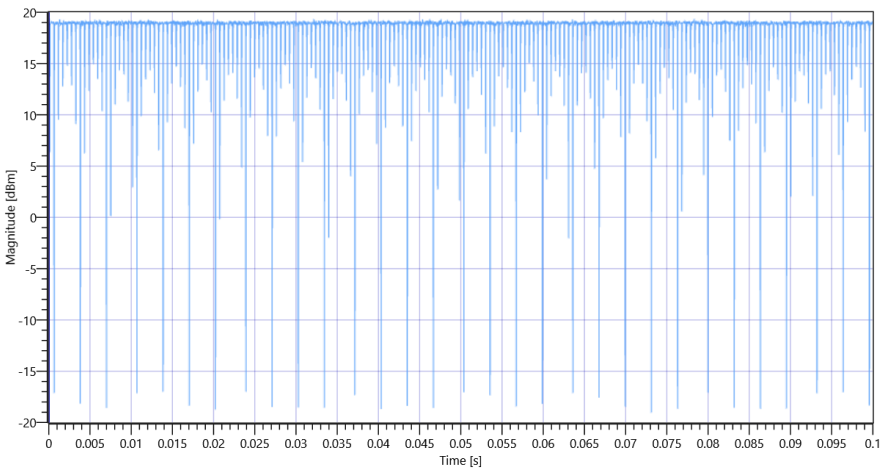

FCC 15.247 # Max output power and psd ~ WLAN5Gx ac-VHT40 mode U-NII-3 5755 MHz - DutyCycle

Evaluation Bandwidth

RESULT					
Test Description	Lower Limit	Upper Limit	Measured	Unit	Verdict
Bandwidth 26dB	---	---	80	MHz	INFO
T1 26dB	---	---	5715.0000	MHz	INFO
T2 26dB	---	---	5795.0000	MHz	INFO

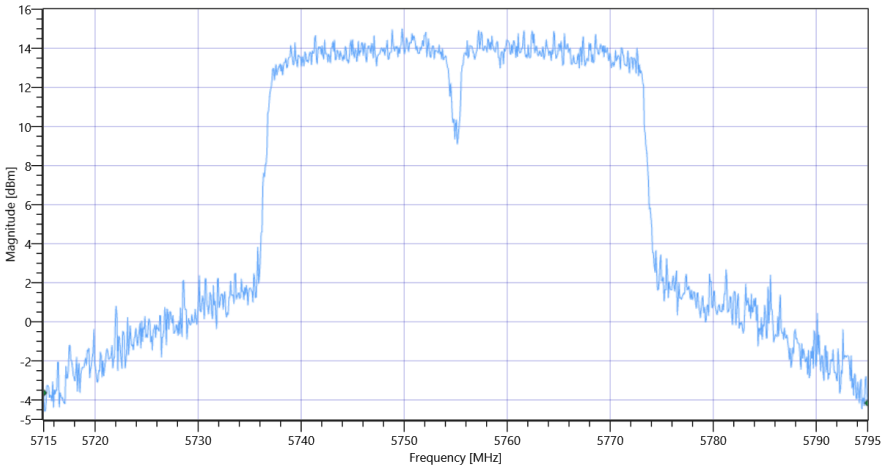

FCC 15.247 # Max output power and psd ~ WLAN5Gx ac-VHT40 mode U-NII-3_BW

Maximum Output Power

READ SA SETTINGS:	
RefLevel [dBm] | RefLevelOffset [dB] | InpAtt [dB]	30.62 | 18.77 | 30
Start [MHz] | Stop [MHz]	5715.000 | 5795.000
RBW [MHz] | VBW [MHz]	1.000000 | 3.000000
Detector | TraceMode	RMS | MAXH
Sweep: Time [ms] | Count | Points per Section | Type	53700 | 1 | 161 | SWE

RESULT					
Test Description	Lower Limit	Upper Limit	Measured	Unit	Verdict
Max Output Power	---	---	24.26	dBm	INFO
Duty Cycle Correction	---	---	0.67	dB	INFO
Limit absolute					
Max Output Power DC corrected	---	30	24.93	dBm	PASS
Limit by: 11 dBm + 10 log Bandwidth					
Max Output Power DC corrected	---	30.03	24.93	dBm	not applicable

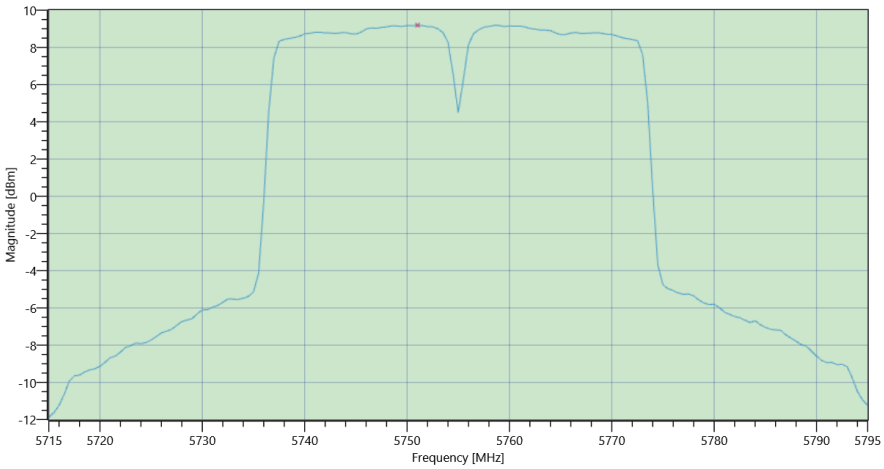

FCC 15.247 # Max output power and psd ~ WLAN5Gx ac-VHT40 mode U-NII-3 Max OP and PSD

Power Spectral Density U-NII-3

READ SA SETTINGS:	
RefLevel [dBm] | RefLevelOffset [dB] | InpAtt [dB]	30.62 | 18.77 | 30
Start [MHz] | Stop [MHz]	5715.000 | 5795.000
RBW [MHz] | VBW [MHz]	0.500000 | 3.000000
Detector | TraceMode	RMS | MAXH
Sweep: Time [ms] | Count | Points per Section | Type	53700 | 1 | 161 | SWE

RESULT

Test Description	Lower Limit	Upper Limit	Measured	Unit	Verdict
Power Spectral Density	---	---	6.22	dBm/0.5MHz	INFO
Duty Cycle Correction	---	---	0.67	dB	INFO
Power Spectral Density DC corrected	---	30	6.89	dBm/0.5MHz	PASS

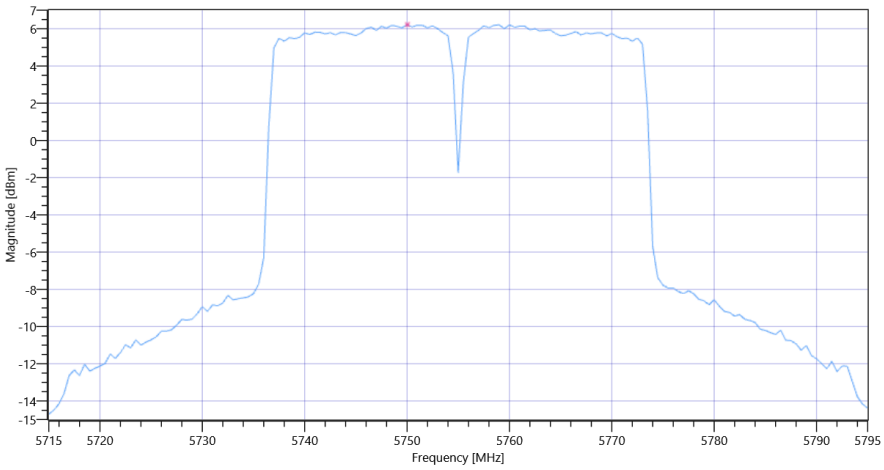

FCC 15.247 # Max output power and psd ~ WLAN5Gx ac-VHT40 mode U-NII-3 PSD UNII-3

General verdict	PASS

FCC 15.247 # Max output power and psd ~ WLAN5Gx ac-VHT40 mode U-NII-3

Test References	
TC Start	18.07.2022 13:02:10
Ambit Temp [°C] | Humidity [rel%]	27.4 | 30
System Version	3.2.0.2
Test Specification	FCC 15.247 -
Test Method	KDB789033 D02, F., E.2.e.
TC Version	0.0.1
My Description	FCC 15.407 Max Output Power & PSD - WLAN5Gx ac-VHT40 mode U-NII-3
Add. Information	

EUT Common Settings WLAN5Gx	
Number of Antenna Ports	2
User Interaction	No
Device Class UNII_1	Client

Test Parameter	
Technology to test	WLAN5Gx ac-VHT40 mode
Antenna Port used	1
Temperature	nom
Voltage	nom
Frequency low to test	False | Freq [MHz] 5755
Frequency mid to test	False | Freq [MHz] 0
Frequency high to test	True | Freq [MHz] 5795
Auto Control enabled Power Supply | Climatic Box	No | No
Additional Path Loss [dB]	1.4
Switched Path	EUT - SignalingUnit - SpectrumAnalyzer

Test Equipment
Signal analyzer,Rohde&Schwarz,FSV-40,1307.9002K40/101042,3.70
Switch matrix,CTCadvanced,SPM-4 NI DAQ,28016133,NI

Test at TX 5795 MHz

RESULT: Reference Power cond.					
Test Description	Lower Limit	Upper Limit	Measured	Unit	Verdict
Ref. Power 1MHz/1MHz cond.	---	---	17.54	dBm	INFO
Ref. Frequency	---	---	5782.810	MHz	INFO

Evaluation max. Duty Cycle

Duty Cycle evaluation					
Test Description	Lower Limit	Upper Limit	Measured	Unit	Verdict
Result Summary					
Number of detected Bursts:71					
Duty Cycle (Burst Ratio) max	---	---	0.972	---	INFO
Duty Cycle max	---	---	0.123	dB	INFO
Duty Cycle (Burst Ratio) min	---	---	0.857	---	INFO
Duty Cycle min	---	---	0.67	dB	INFO
Max TX Burst Length	---	---	2.575	ms	INFO
Min Gap Length	---	---	0.075	ms	INFO
Max Gap Length	---	---	0.075	ms	INFO

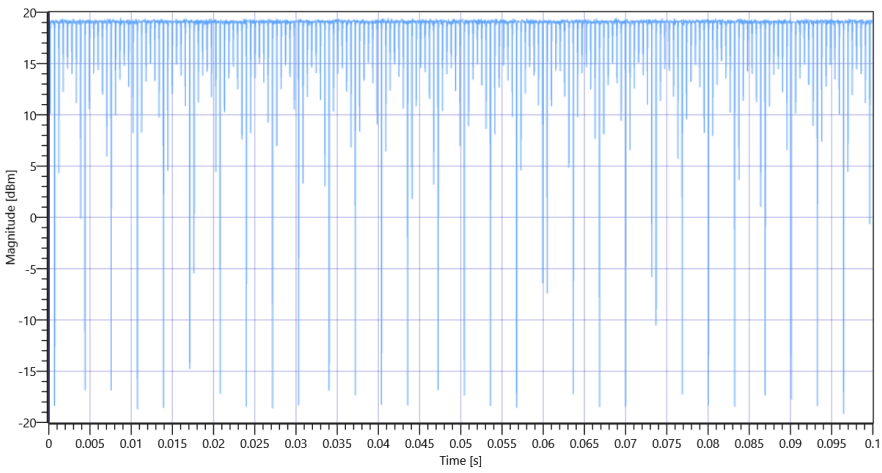

FCC 15.247 # Max output power and psd ~ WLAN5Gx ac-VHT40 mode U-NII-3 5795 MHz - DutyCycle

Evaluation Bandwidth

RESULT					
Test Description	Lower Limit	Upper Limit	Measured	Unit	Verdict
Bandwidth 26dB	---	---	80	MHz	INFO
T1 26dB	---	---	5755.0000	MHz	INFO
T2 26dB	---	---	5835.0000	MHz	INFO

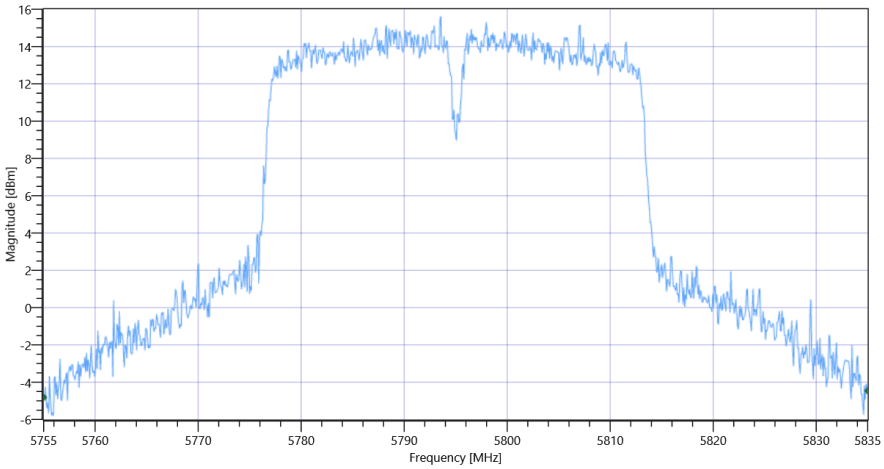

FCC 15.247 # Max output power and psd ~ WLAN5Gx ac-VHT40 mode U-NII-3_BW

Maximum Output Power

READ SA SETTINGS:	
RefLevel [dBm] | RefLevelOffset [dB] | InpAtt [dB]	29.54 | 18.75 | 25
Start [MHz] | Stop [MHz]	5755.000 | 5835.000
RBW [MHz] | VBW [MHz]	1.000000 | 3.000000
Detector | TraceMode	RMS | MAXH
Sweep: Time [ms] | Count | Points per Section | Type	53700 | 1 | 161 | SWE

RESULT					
Test Description	Lower Limit	Upper Limit	Measured	Unit	Verdict
Max Output Power	---	---	24.26	dBm	INFO
Duty Cycle Correction	---	---	0.67	dB	INFO
Limit absolute					
Max Output Power DC corrected	---	30	24.93	dBm	PASS
Limit by: 11 dBm + 10 log Bandwidth					
Max Output Power DC corrected	---	30.03	24.93	dBm	not applicable

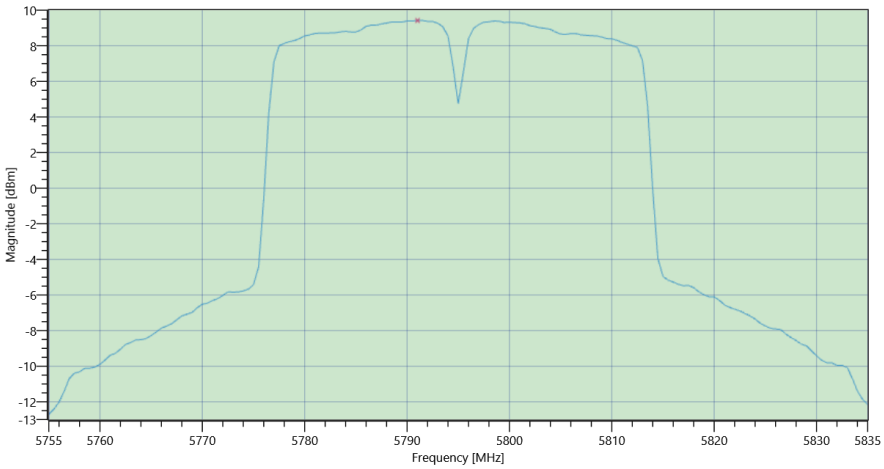

FCC 15.247 # Max output power and psd ~ WLAN5Gx ac-VHT40 mode U-NII-3 Max OP and PSD

Power Spectral Density U-NII-3

READ SA SETTINGS:	
RefLevel [dBm] | RefLevelOffset [dB] | InpAtt [dB]	29.54 | 18.75 | 30
Start [MHz] | Stop [MHz]	5755.000 | 5835.000
RBW [MHz] | VBW [MHz]	0.500000 | 3.000000
Detector | TraceMode	RMS | MAXH
Sweep: Time [ms] | Count | Points per Section | Type	53700 | 1 | 161 | SWE

RESULT					
Test Description	Lower Limit	Upper Limit	Measured	Unit	Verdict
Power Spectral Density	---	---	6.43	dBm/0.5MHz	INFO
Duty Cycle Correction	---	---	0.67	dB	INFO
Power Spectral Density DC corrected	---	30	7.1	dBm/0.5MHz	PASS

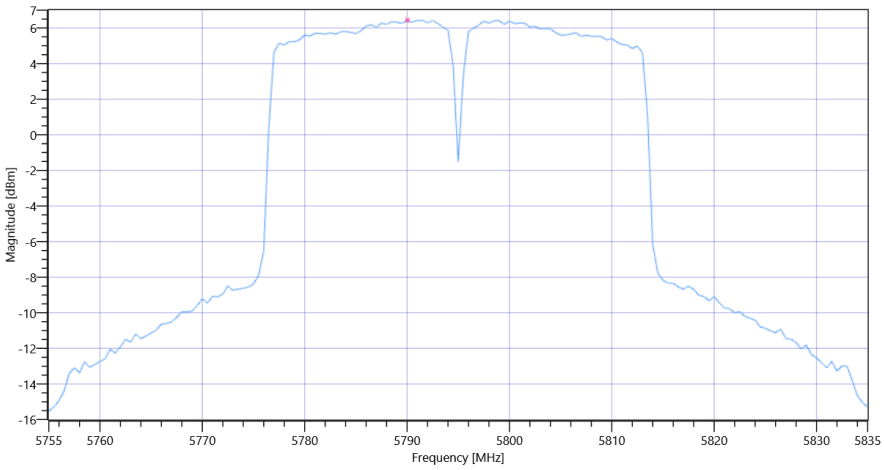

FCC 15.247 # Max output power and psd ~ WLAN5Gx ac-VHT40 mode U-NII-3 PSD UNII-3

General verdict	PASS

FCC 15.247 # Max output power and psd ~ WLAN5Gx ac-VHT40 mode U-NII-1

Test References	
TC Start	18.07.2022 13:12:19
Ambit Temp [°C] | Humidity [rel%]	27.5 | 30
System Version	3.2.0.2
Test Specification	FCC 15.247 -
Test Method	KDB789033 D02, F., E.2.e.
TC Version	0.0.1
My Description	FCC 15.407 Max Output Power & PSD - WLAN5Gx ac-VHT40 mode U-NII-1
Add. Information	

EUT Common Settings WLAN5Gx	
Number of Antenna Ports	2
User Interaction	No
Device Class UNII_1	Client

Test Parameter	
Technology to test	WLAN5Gx ac-VHT40 mode
Antenna Port used	2
Temperature	nom
Voltage	nom
Frequency low to test	True | Freq [MHz] 5190
Frequency mid to test	False | Freq [MHz] 0
Frequency high to test	False | Freq [MHz] 5230
Auto Control enabled Power Supply | Climatic Box	No | No
Additional Path Loss [dB]	1.4
Switched Path	EUT - SignalingUnit - SpectrumAnalyzer

Test Equipment
Signal analyzer,Rohde&Schwarz,FSV-40,1307.9002K40/101042,3.70
Switch matrix,CTCadvanced,SPM-4 NI DAQ,28016133,NI

Test at TX 5190 MHz

RESULT: Reference Power cond.					
Test Description	Lower Limit	Upper Limit	Measured	Unit	Verdict
Ref. Power 1MHz/1MHz cond.	---	---	7.74	dBm	INFO
Ref. Frequency	---	---	5194.200	MHz	INFO

Evaluation max. Duty Cycle

Duty Cycle evaluation					
Test Description	Lower Limit	Upper Limit	Measured	Unit	Verdict
Result Summary					
Number of detected Bursts:79					
Duty Cycle (Burst Ratio) max	---	---	0.972	---	INFO
Duty Cycle max	---	---	0.123	dB	INFO
Duty Cycle (Burst Ratio) min	---	---	0.857	---	INFO
Duty Cycle min	---	---	0.67	dB	INFO
Max TX Burst Length	---	---	2.575	ms	INFO
Min Gap Length	---	---	0.075	ms	INFO
Max Gap Length	---	---	0.075	ms	INFO

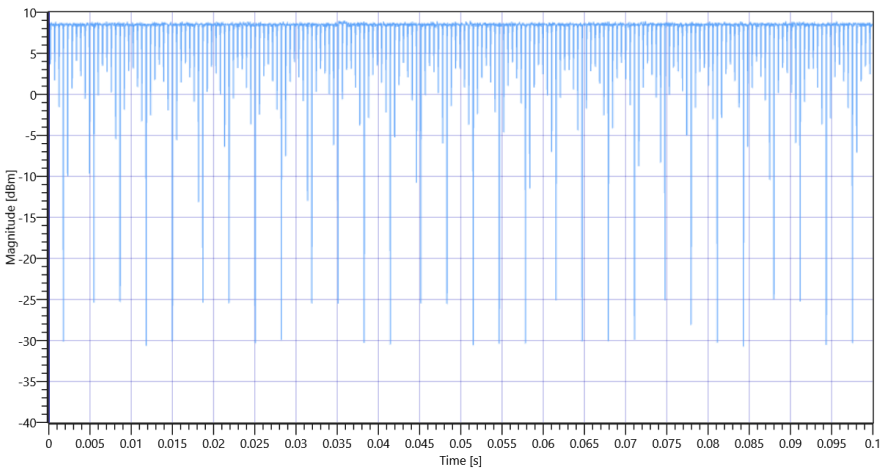

FCC 15.247 # Max output power and psd ~ WLAN5Gx ac-VHT40 mode U-NII-1 5190 MHz - DutyCycle

Evaluation Bandwidth

RESULT					
Test Description	Lower Limit	Upper Limit	Measured	Unit	Verdict
Bandwidth 26dB	---	---	39.28	MHz	INFO
T1 26dB	---	---	5170.4000	MHz	INFO
T2 26dB	---	---	5209.6800	MHz	INFO

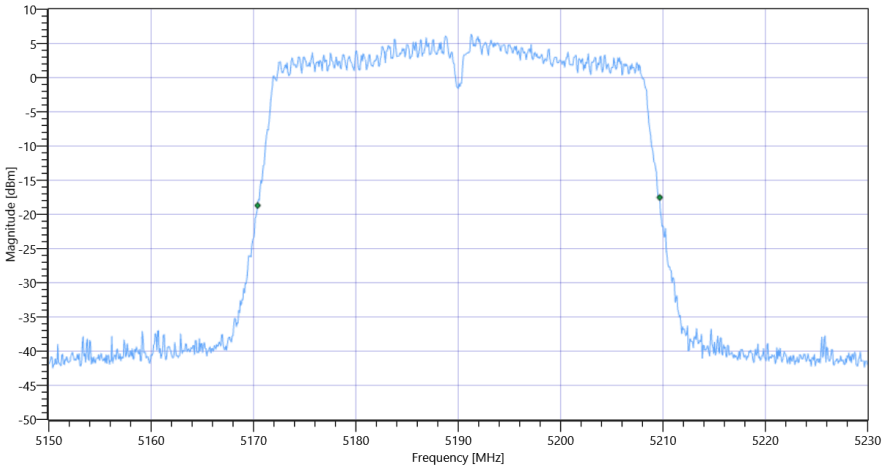

FCC 15.247 # Max output power and psd ~ WLAN5Gx ac-VHT40 mode U-NII-1_BW

Maximum Output Power

READ SA SETTINGS:	
RefLevel [dBm] | RefLevelOffset [dB] | InpAtt [dB]	19.74 | 17.95 | 20
Start [MHz] | Stop [MHz]	5150.000 | 5230.000
RBW [MHz] | VBW [MHz]	1.000000 | 3.000000
Detector | TraceMode	RMS | MAXH
Sweep: Time [ms] | Count | Points per Section | Type	53700 | 1 | 161 | SWE

RESULT					
Test Description	Lower Limit	Upper Limit	Measured	Unit	Verdict
Max Output Power	---	---	12.69	dBm	INFO
Duty Cycle Correction	---	---	0.67	dB	INFO
Limit absolute					
Max Output Power DC corrected	---	24	13.36	dBm	PASS
Limit by: 11 dBm + 10 log Bandwidth					
Max Output Power DC corrected	---	26.94	13.36	dBm	not applicable

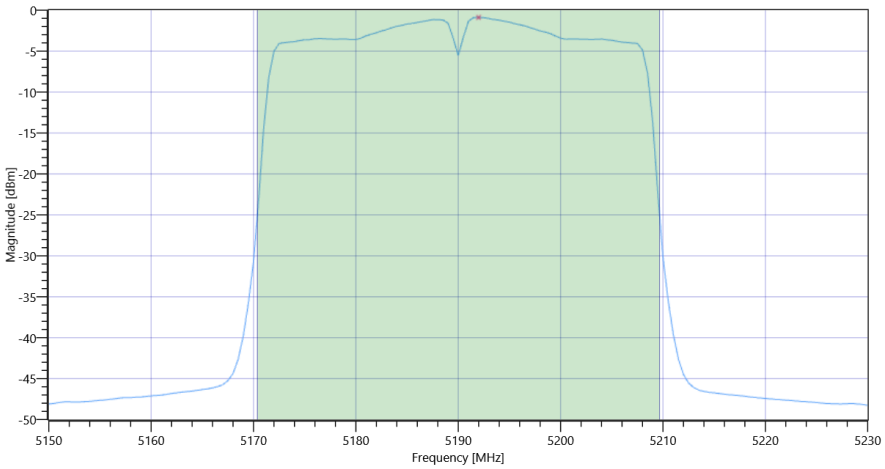

FCC 15.247 # Max output power and psd ~ WLAN5Gx ac-VHT40 mode U-NII-1 Max OP and PSD

Power Spectral Density

RESULT					
Test Description	Lower Limit	Upper Limit	Measured	Unit	Verdict
Power Spectral Density	---	---	-0.89	dBm/1MHz	INFO
Duty Cycle Correction	---	---	0.67	dB	INFO
Power Spectral Density DC corrected	---	11	-0.22	dBm/1MHz	PASS

General verdict	PASS

FCC 15.247 # Max output power and psd ~ WLAN5Gx ac-VHT40 mode U-NII-1

Test References	
TC Start	18.07.2022 13:17:52
Ambit Temp [°C] | Humidity [rel%]	27.5 | 30
System Version	3.2.0.2
Test Specification	FCC 15.247 -
Test Method	KDB789033 D02, F., E.2.e.
TC Version	0.0.1
My Description	FCC 15.407 Max Output Power & PSD - WLAN5Gx ac-VHT40 mode U-NII-1
Add. Information	

EUT Common Settings WLAN5Gx	
Number of Antenna Ports	2
User Interaction	No
Device Class UNII_1	Client

Test Parameter	
Technology to test	WLAN5Gx ac-VHT40 mode
Antenna Port used	2
Temperature	nom
Voltage	nom
Frequency low to test	False | Freq [MHz] 5190
Frequency mid to test	False | Freq [MHz] 0
Frequency high to test	True | Freq [MHz] 5230
Auto Control enabled Power Supply | Climatic Box	No | No
Additional Path Loss [dB]	1.4
Switched Path	EUT - SignalingUnit - SpectrumAnalyzer

Test Equipment
Signal analyzer,Rohde&Schwarz,FSV-40,1307.9002K40/101042,3.70
Switch matrix,CTCadvanced,SPM-4 NI DAQ,28016133,NI

Test at TX 5230 MHz

RESULT: Reference Power cond.					
Test Description	Lower Limit	Upper Limit	Measured	Unit	Verdict
Ref. Power 1MHz/1MHz cond.	---	---	6.49	dBm	INFO
Ref. Frequency	---	---	5232.400	MHz	INFO

Evaluation max. Duty Cycle

Duty Cycle evaluation					
Test Description	Lower Limit	Upper Limit	Measured	Unit	Verdict
Result Summary					
Number of detected Bursts:72					
Duty Cycle (Burst Ratio) max	---	---	0.972	---	INFO
Duty Cycle max	---	---	0.123	dB	INFO
Duty Cycle (Burst Ratio) min	---	---	0.857	---	INFO
Duty Cycle min	---	---	0.67	dB	INFO
Max TX Burst Length	---	---	2.575	ms	INFO
Min Gap Length	---	---	0.075	ms	INFO
Max Gap Length	---	---	0.075	ms	INFO

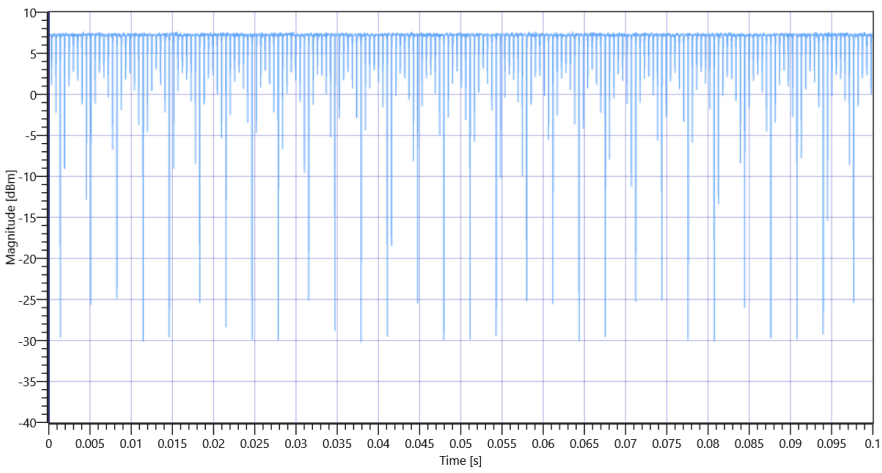

FCC 15.247 # Max output power and psd ~ WLAN5Gx ac-VHT40 mode U-NII-1 5230 MHz - DutyCycle

Evaluation Bandwidth

RESULT					
Test Description	Lower Limit	Upper Limit	Measured	Unit	Verdict
Bandwidth 26dB	---	---	39.76	MHz	INFO
T1 26dB	---	---	5210.1600	MHz	INFO
T2 26dB	---	---	5249.9200	MHz	INFO

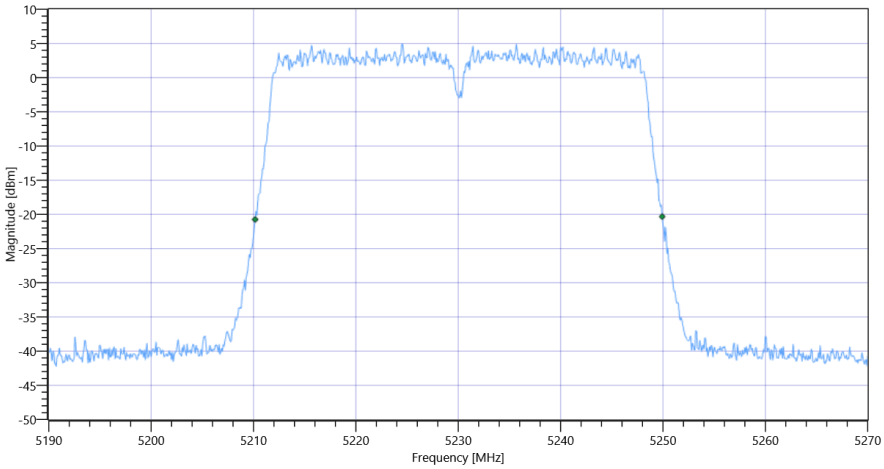

FCC 15.247 # Max output power and psd ~ WLAN5Gx ac-VHT40 mode U-NII-1_BW

Maximum Output Power

READ SA SETTINGS:	
RefLevel [dBm] | RefLevelOffset [dB] | InpAtt [dB]	18.49 | 18.37 | 15
Start [MHz] | Stop [MHz]	5190.000 | 5270.000
RBW [MHz] | VBW [MHz]	1.000000 | 3.000000
Detector | TraceMode	RMS | MAXH
Sweep: Time [ms] | Count | Points per Section | Type	53700 | 1 | 161 | SWE

RESULT					
Test Description	Lower Limit	Upper Limit	Measured	Unit	Verdict
Max Output Power	---	---	12.53	dBm	INFO
Duty Cycle Correction	---	---	0.67	dB	INFO
Limit absolute					
Max Output Power DC corrected	---	24	13.2	dBm	PASS
Limit by: 11 dBm + 10 log Bandwidth					
Max Output Power DC corrected	---	26.99	13.2	dBm	not applicable

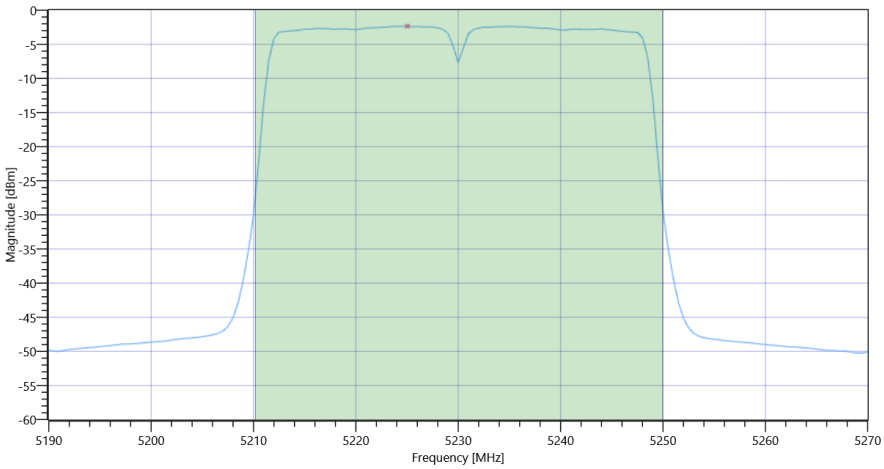

FCC 15.247 # Max output power and psd ~ WLAN5Gx ac-VHT40 mode U-NII-1 Max OP and PSD

Power Spectral Density

RESULT					
Test Description	Lower Limit	Upper Limit	Measured	Unit	Verdict
Power Spectral Density	---	---	-2.36	dBm/1MHz	INFO
Duty Cycle Correction	---	---	0.67	dB	INFO
Power Spectral Density DC corrected	---	11	-1.69	dBm/1MHz	PASS

General verdict	PASS

FCC 15.247 # Max output power and psd ~ WLAN5Gx ac-VHT40 mode U-NII-2A

Test References	
TC Start	18.07.2022 13:23:22
Ambit Temp [°C] | Humidity [rel%]	27.6 | 30
System Version	3.2.0.2
Test Specification	FCC 15.247 -
Test Method	KDB789033 D02, F., E.2.e.
TC Version	0.0.1
My Description	FCC 15.407 Max Output Power & PSD - WLAN5Gx ac-VHT40 mode U-NII-2A
Add. Information	

EUT Common Settings WLAN5Gx	
Number of Antenna Ports	2
User Interaction	No
Device Class UNII_1	Client

Test Parameter	
Technology to test	WLAN5Gx ac-VHT40 mode
Antenna Port used	2
Temperature	nom
Voltage	nom
Frequency low to test	True | Freq [MHz] 5270
Frequency mid to test	False | Freq [MHz] 0
Frequency high to test	False | Freq [MHz] 5310
Auto Control enabled Power Supply | Climatic Box	No | No
Additional Path Loss [dB]	1.4
Switched Path	EUT - SignalingUnit - SpectrumAnalyzer

Test Equipment
Signal analyzer,Rohde&Schwarz,FSV-40,1307.9002K40/101042,3.70
Switch matrix,CTCadvanced,SPM-4 NI DAQ,28016133,NI

Test at TX 5270 MHz

RESULT: Reference Power cond.					
Test Description	Lower Limit	Upper Limit	Measured	Unit	Verdict
Ref. Power 1MHz/1MHz cond.	---	---	7.89	dBm	INFO
Ref. Frequency	---	---	5271.800	MHz	INFO

Evaluation max. Duty Cycle

Duty Cycle evaluation					
Test Description	Lower Limit	Upper Limit	Measured	Unit	Verdict
Result Summary					
Number of detected Bursts:75					
Duty Cycle (Burst Ratio) max	---	---	0.972	---	INFO
Duty Cycle max	---	---	0.123	dB	INFO
Duty Cycle (Burst Ratio) min	---	---	0.857	---	INFO
Duty Cycle min	---	---	0.67	dB	INFO
Max TX Burst Length	---	---	2.575	ms	INFO
Min Gap Length	---	---	0.075	ms	INFO
Max Gap Length	---	---	0.075	ms	INFO

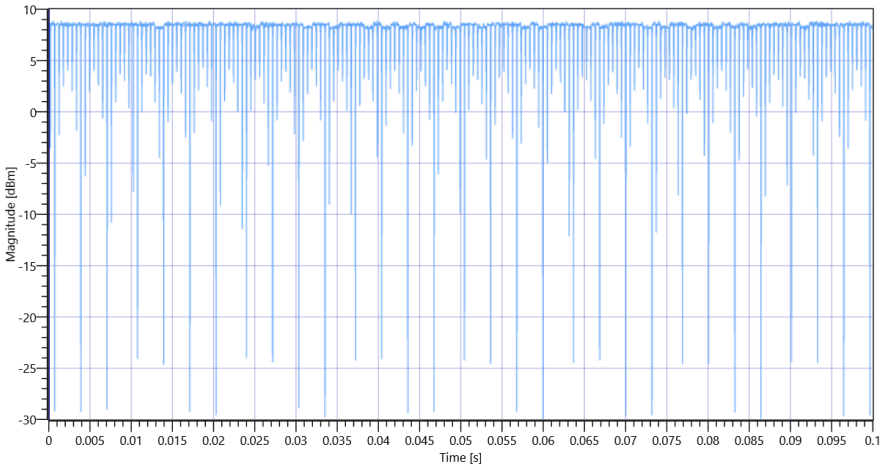

FCC 15.247 # Max output power and psd ~ WLAN5Gx ac-VHT40 mode U-NII-2A 5270 MHz - DutyCycle

Evaluation Bandwidth

RESULT					
Test Description	Lower Limit	Upper Limit	Measured	Unit	Verdict
Bandwidth 26dB	---	---	39.6	MHz	INFO
T1 26dB	---	---	5250.2400	MHz	INFO
T2 26dB	---	---	5289.8400	MHz	INFO

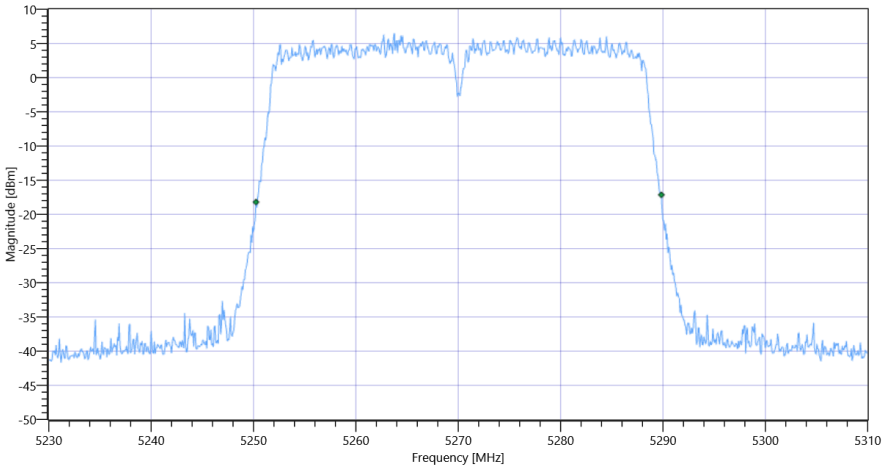

FCC 15.247 # Max output power and psd ~ WLAN5Gx ac-VHT40 mode U-NII-2A_BW

Maximum Output Power

READ SA SETTINGS:	
RefLevel [dBm] | RefLevelOffset [dB] | InpAtt [dB]	19.89 | 18.75 | 20
Start [MHz] | Stop [MHz]	5230.000 | 5310.000
RBW [MHz] | VBW [MHz]	1.000000 | 3.000000
Detector | TraceMode	RMS | MAXH
Sweep: Time [ms] | Count | Points per Section | Type	53700 | 1 | 161 | SWE

RESULT					
Test Description	Lower Limit	Upper Limit	Measured	Unit	Verdict
Max Output Power	---	---	13.68	dBm	INFO
Duty Cycle Correction	---	---	0.67	dB	INFO
Limit absolute					
Max Output Power DC corrected	---	24	14.35	dBm	PASS
Limit by: 11 dBm + 10 log Bandwidth					
Max Output Power DC corrected	---	26.98	14.35	dBm	PASS

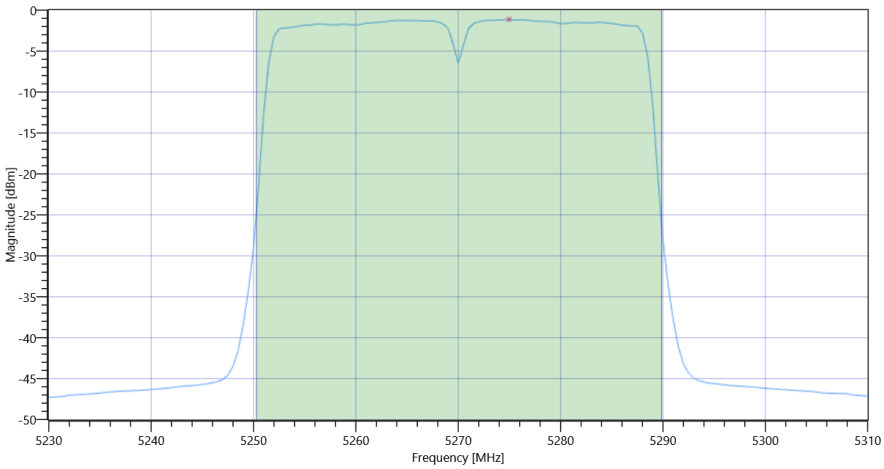

FCC 15.247 # Max output power and psd ~ WLAN5Gx ac-VHT40 mode U-NII-2A Max OP and PSD

Power Spectral Density

RESULT					
Test Description	Lower Limit	Upper Limit	Measured	Unit	Verdict
Power Spectral Density	---	---	-1.13	dBm/1MHz	INFO
Duty Cycle Correction	---	---	0.67	dB	INFO
Power Spectral Density DC corrected	---	11	-0.46	dBm/1MHz	PASS

General verdict	PASS

FCC 15.247 # Max output power and psd ~ WLAN5Gx ac-VHT40 mode U-NII-2A

Test References	
TC Start	18.07.2022 13:29:15
Ambit Temp [°C] | Humidity [rel%]	27.6 | 30
System Version	3.2.0.2
Test Specification	FCC 15.247 -
Test Method	KDB789033 D02, F., E.2.e.
TC Version	0.0.1
My Description	FCC 15.407 Max Output Power & PSD - WLAN5Gx ac-VHT40 mode U-NII-2A
Add. Information	

EUT Common Settings WLAN5Gx	
Number of Antenna Ports	2
User Interaction	No
Device Class UNII_1	Client

Test Parameter	
Technology to test	WLAN5Gx ac-VHT40 mode
Antenna Port used	2
Temperature	nom
Voltage	nom
Frequency low to test	False | Freq [MHz] 5270
Frequency mid to test	False | Freq [MHz] 0
Frequency high to test	True | Freq [MHz] 5310
Auto Control enabled Power Supply | Climatic Box	No | No
Additional Path Loss [dB]	1.4
Switched Path	EUT - SignalingUnit - SpectrumAnalyzer

Test Equipment
Signal analyzer,Rohde&Schwarz,FSV-40,1307.9002K40/101042,3.70
Switch matrix,CTCadvanced,SPM-4 NI DAQ,28016133,NI

Test at TX 5310 MHz

RESULT: Reference Power cond.					
Test Description	Lower Limit	Upper Limit	Measured	Unit	Verdict
Ref. Power 1MHz/1MHz cond.	---	---	8.61	dBm	INFO
Ref. Frequency	---	---	5312.600	MHz	INFO

Evaluation max. Duty Cycle

Duty Cycle evaluation					
Test Description	Lower Limit	Upper Limit	Measured	Unit	Verdict
Result Summary					
Number of detected Bursts:84					
Duty Cycle (Burst Ratio) max	---	---	0.972	---	INFO
Duty Cycle max	---	---	0.123	dB	INFO
Duty Cycle (Burst Ratio) min	---	---	0.857	---	INFO
Duty Cycle min	---	---	0.67	dB	INFO
Max TX Burst Length	---	---	2.575	ms	INFO
Min Gap Length	---	---	0.075	ms	INFO
Max Gap Length	---	---	0.075	ms	INFO

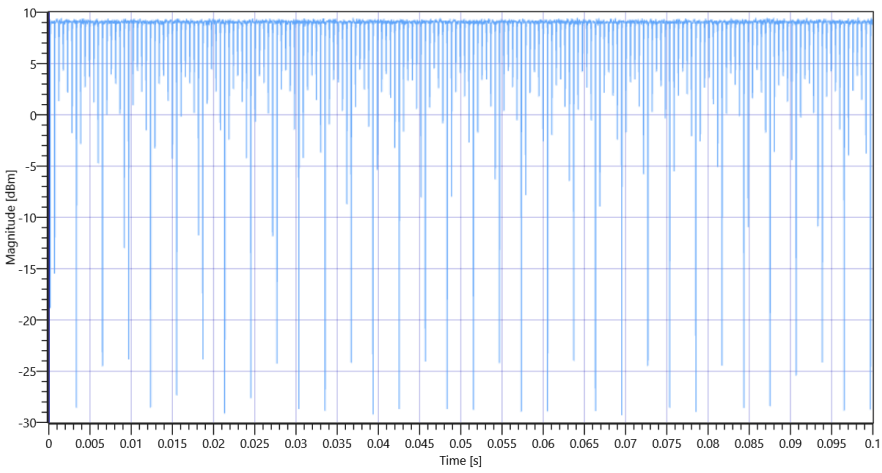

FCC 15.247 # Max output power and psd ~ WLAN5Gx ac-VHT40 mode U-NII-2A 5310 MHz - DutyCycle

Evaluation Bandwidth

RESULT					
Test Description	Lower Limit	Upper Limit	Measured	Unit	Verdict
Bandwidth 26dB	---	---	39.28	MHz	INFO
T1 26dB	---	---	5290.4800	MHz	INFO
T2 26dB	---	---	5329.7600	MHz	INFO

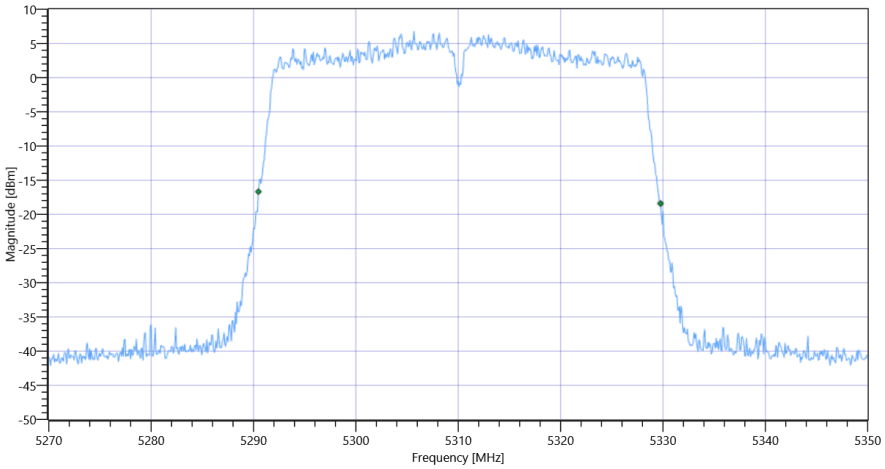

FCC 15.247 # Max output power and psd ~ WLAN5Gx ac-VHT40 mode U-NII-2A_BW

Maximum Output Power

READ SA SETTINGS:	
RefLevel [dBm] | RefLevelOffset [dB] | InpAtt [dB]	20.61 | 18.4 | 20
Start [MHz] | Stop [MHz]	5270.000 | 5350.000
RBW [MHz] | VBW [MHz]	1.000000 | 3.000000
Detector | TraceMode	RMS | MAXH
Sweep: Time [ms] | Count | Points per Section | Type	53700 | 1 | 161 | SWE

RESULT					
Test Description	Lower Limit	Upper Limit	Measured	Unit	Verdict
Max Output Power	---	---	13.27	dBm	INFO
Duty Cycle Correction	---	---	0.67	dB	INFO
Limit absolute					
Max Output Power DC corrected	---	24	13.94	dBm	PASS
Limit by: 11 dBm + 10 log Bandwidth					
Max Output Power DC corrected	---	26.94	13.94	dBm	PASS

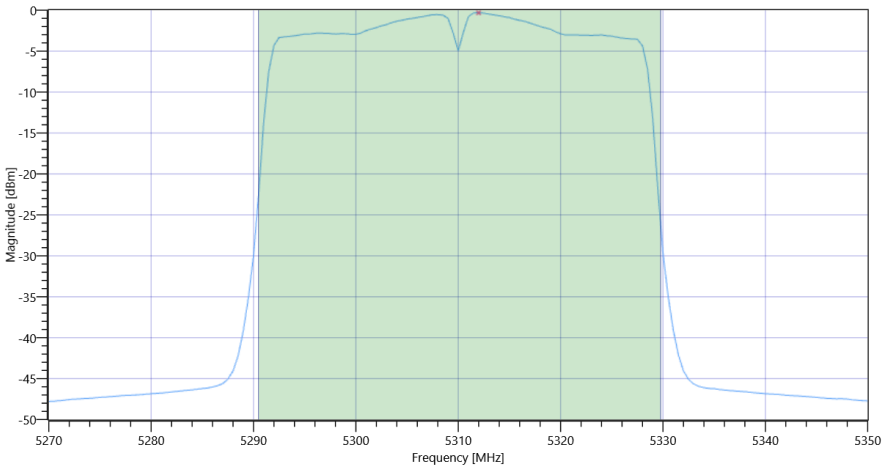

FCC 15.247 # Max output power and psd ~ WLAN5Gx ac-VHT40 mode U-NII-2A Max OP and PSD

Power Spectral Density

RESULT					
Test Description	Lower Limit	Upper Limit	Measured	Unit	Verdict
Power Spectral Density	---	---	-0.32	dBm/1MHz	INFO
Duty Cycle Correction	---	---	0.67	dB	INFO
Power Spectral Density DC corrected	---	11	0.35	dBm/1MHz	PASS

General verdict	PASS

FCC 15.247 # Max output power and psd ~ WLAN5Gx ac-VHT40 mode U-NII-2C

Test References	
TC Start	18.07.2022 13:35:29
Ambit Temp [°C] | Humidity [rel%]	27.6 | 30
System Version	3.2.0.2
Test Specification	FCC 15.247 -
Test Method	KDB789033 D02, F., E.2.e.
TC Version	0.0.1
My Description	FCC 15.407 Max Output Power & PSD - WLAN5Gx ac-VHT40 mode U-NII-2C
Add. Information	

EUT Common Settings WLAN5Gx	
Number of Antenna Ports	2
User Interaction	No
Device Class UNII_1	Client

Test Parameter	
Technology to test	WLAN5Gx ac-VHT40 mode
Antenna Port used	2
Temperature	nom
Voltage	nom
Frequency low to test	True | Freq [MHz] 5510
Frequency mid to test	False | Freq [MHz] 5590
Frequency high to test	False | Freq [MHz] 5670
Auto Control enabled Power Supply | Climatic Box	No | No
Additional Path Loss [dB]	1.4
Switched Path	EUT - SignalingUnit - SpectrumAnalyzer

Test Equipment
Signal analyzer,Rohde&Schwarz,FSV-40,1307.9002K40/101042,3.70
Switch matrix,CTCadvanced,SPM-4 NI DAQ,28016133,NI

Test at TX 5510 MHz

RESULT: Reference Power cond.					
Test Description	Lower Limit	Upper Limit	Measured	Unit	Verdict
Ref. Power 1MHz/1MHz cond.	---	---	10.63	dBm	INFO
Ref. Frequency	---	---	5506.600	MHz	INFO

Evaluation max. Duty Cycle

Duty Cycle evaluation					
Test Description	Lower Limit	Upper Limit	Measured	Unit	Verdict
Result Summary					
Number of detected Bursts:83					
Duty Cycle (Burst Ratio) max	---	---	0.972	---	INFO
Duty Cycle max	---	---	0.123	dB	INFO
Duty Cycle (Burst Ratio) min	---	---	0.857	---	INFO
Duty Cycle min	---	---	0.67	dB	INFO
Max TX Burst Length	---	---	2.575	ms	INFO
Min Gap Length	---	---	0.075	ms	INFO
Max Gap Length	---	---	0.075	ms	INFO

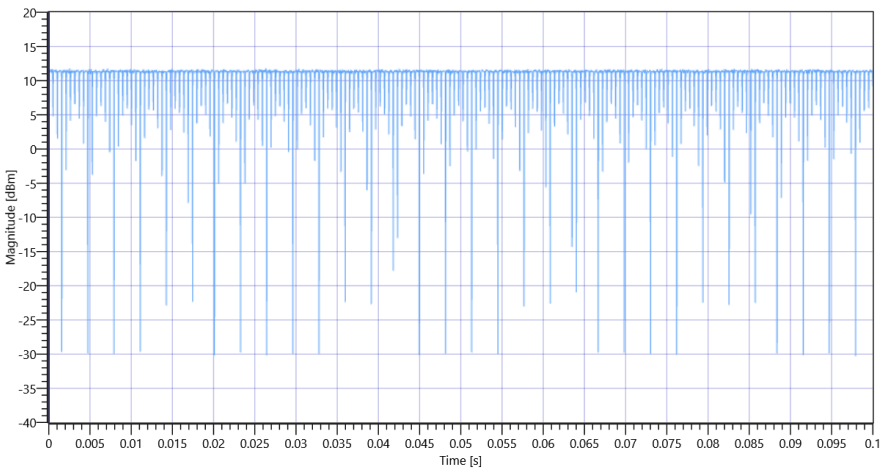

FCC 15.247 # Max output power and psd ~ WLAN5Gx ac-VHT40 mode U-NII-2C 5510 MHz - DutyCycle

Evaluation Bandwidth

RESULT					
Test Description	Lower Limit	Upper Limit	Measured	Unit	Verdict
Bandwidth 26dB	---	---	39.36	MHz	INFO
T1 26dB	---	---	5490.4000	MHz	INFO
T2 26dB	---	---	5529.7600	MHz	INFO

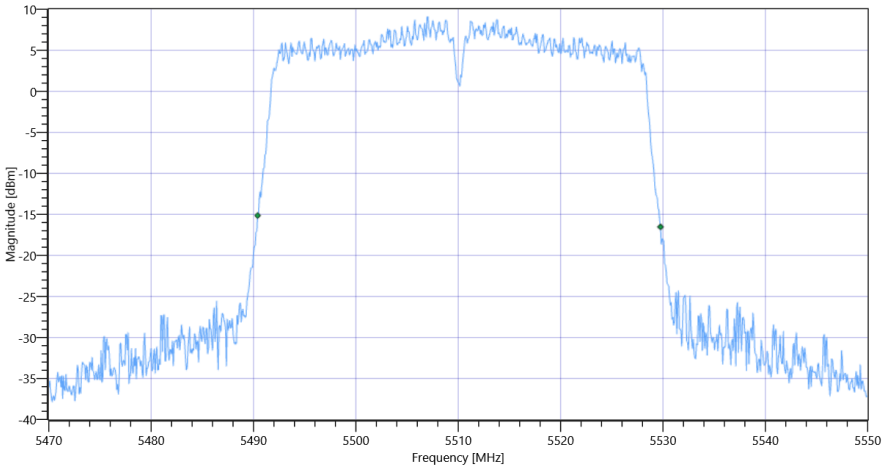

FCC 15.247 # Max output power and psd ~ WLAN5Gx ac-VHT40 mode U-NII-2C_BW

Maximum Output Power

READ SA SETTINGS:	
RefLevel [dBm] | RefLevelOffset [dB] | InpAtt [dB]	22.63 | 18.49 | 20
Start [MHz] | Stop [MHz]	5470.000 | 5550.000
RBW [MHz] | VBW [MHz]	1.000000 | 3.000000
Detector | TraceMode	RMS | MAXH
Sweep: Time [ms] | Count | Points per Section | Type	53700 | 1 | 161 | SWE

RESULT					
Test Description	Lower Limit	Upper Limit	Measured	Unit	Verdict
Max Output Power	---	---	15.57	dBm	INFO
Duty Cycle Correction	---	---	0.67	dB	INFO
Limit absolute					
Max Output Power DC corrected	---	24	16.24	dBm	PASS
Limit by: 11 dBm + 10 log Bandwidth					
Max Output Power DC corrected	---	26.95	16.24	dBm	PASS

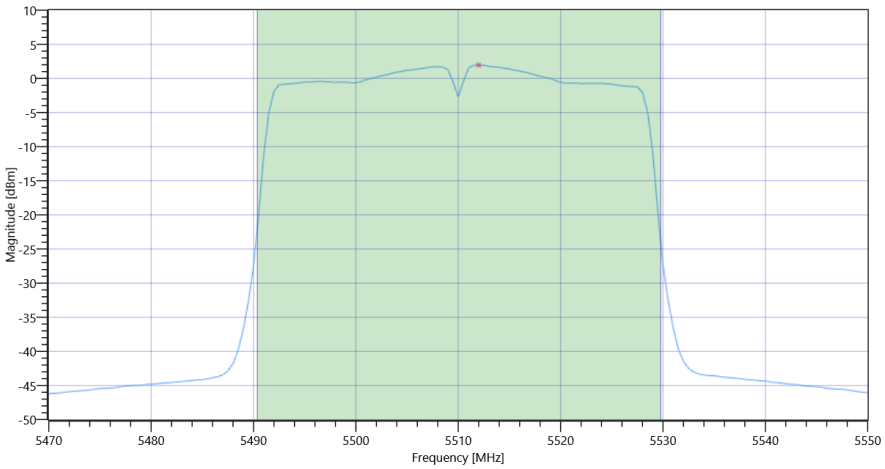

FCC 15.247 # Max output power and psd ~ WLAN5Gx ac-VHT40 mode U-NII-2C Max OP and PSD

Power Spectral Density

RESULT					
Test Description	Lower Limit	Upper Limit	Measured	Unit	Verdict
Power Spectral Density	---	---	1.95	dBm/1MHz	INFO
Duty Cycle Correction	---	---	0.67	dB	INFO
Power Spectral Density DC corrected	---	11	2.62	dBm/1MHz	PASS

General verdict	PASS

FCC 15.247 # Max output power and psd ~ WLAN5Gx ac-VHT40 mode U-NII-2C

Test References	
TC Start	18.07.2022 13:41:06
Ambit Temp [°C] | Humidity [rel%]	27.7 | 30
System Version	3.2.0.2
Test Specification	FCC 15.247 -
Test Method	KDB789033 D02, F., E.2.e.
TC Version	0.0.1
My Description	FCC 15.407 Max Output Power & PSD - WLAN5Gx ac-VHT40 mode U-NII-2C
Add. Information	

EUT Common Settings WLAN5Gx	
Number of Antenna Ports	2
User Interaction	No
Device Class UNII_1	Client

Test Parameter	
Technology to test	WLAN5Gx ac-VHT40 mode
Antenna Port used	2
Temperature	nom
Voltage	nom
Frequency low to test	False | Freq [MHz] 5510
Frequency mid to test	True | Freq [MHz] 5590
Frequency high to test	False | Freq [MHz] 5670
Auto Control enabled Power Supply | Climatic Box	No | No
Additional Path Loss [dB]	1.4
Switched Path	EUT - SignalingUnit - SpectrumAnalyzer

Test Equipment
Signal analyzer,Rohde&Schwarz,FSV-40,1307.9002K40/101042,3.70
Switch matrix,CTCadvanced,SPM-4 NI DAQ,28016133,NI

Test at TX 5590 MHz

RESULT: Reference Power cond.					
Test Description	Lower Limit	Upper Limit	Measured	Unit	Verdict
Ref. Power 1MHz/1MHz cond.	---	---	9.95	dBm	INFO
Ref. Frequency	---	---	5584.410	MHz	INFO

Evaluation max. Duty Cycle

Duty Cycle evaluation					
Test Description	Lower Limit	Upper Limit	Measured	Unit	Verdict
Result Summary					
Number of detected Bursts:76					
Duty Cycle (Burst Ratio) max	---	---	0.972	---	INFO
Duty Cycle max	---	---	0.123	dB	INFO
Duty Cycle (Burst Ratio) min	---	---	0.857	---	INFO
Duty Cycle min	---	---	0.67	dB	INFO
Max TX Burst Length	---	---	2.575	ms	INFO
Min Gap Length	---	---	0.075	ms	INFO
Max Gap Length	---	---	0.075	ms	INFO

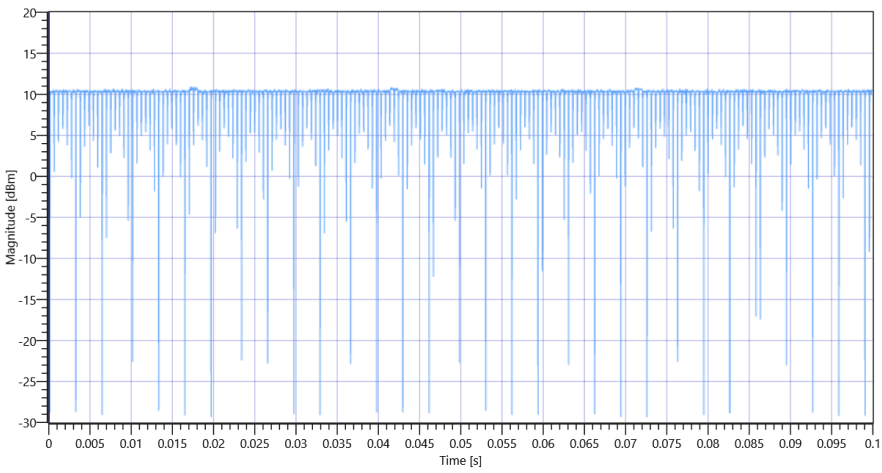

FCC 15.247 # Max output power and psd ~ WLAN5Gx ac-VHT40 mode U-NII-2C 5590 MHz - DutyCycle

Evaluation Bandwidth

RESULT					
Test Description	Lower Limit	Upper Limit	Measured	Unit	Verdict
Bandwidth 26dB	---	---	39.84	MHz	INFO
T1 26dB	---	---	5570.2400	MHz	INFO
T2 26dB	---	---	5610.0800	MHz	INFO

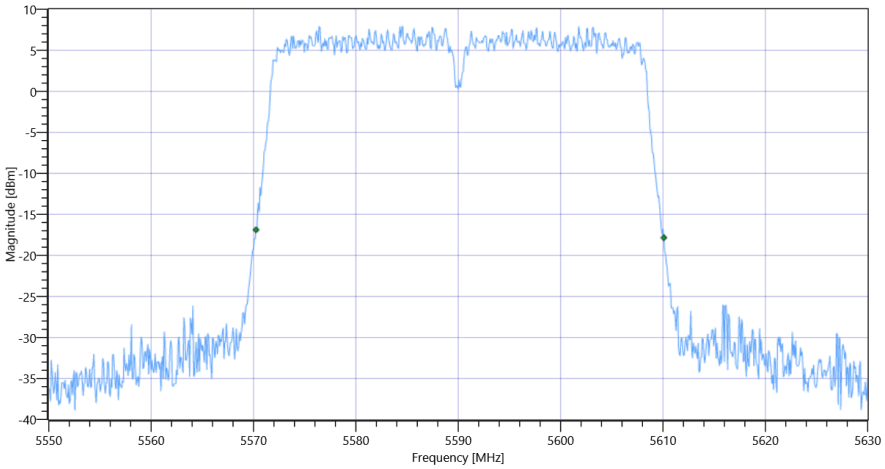

FCC 15.247 # Max output power and psd ~ WLAN5Gx ac-VHT40 mode U-NII-2C_BW

Maximum Output Power

READ SA SETTINGS:	
RefLevel [dBm] | RefLevelOffset [dB] | InpAtt [dB]	21.95 | 19.02 | 20
Start [MHz] | Stop [MHz]	5550.000 | 5630.000
RBW [MHz] | VBW [MHz]	1.000000 | 3.000000
Detector | TraceMode	RMS | MAXH
Sweep: Time [ms] | Count | Points per Section | Type	53700 | 1 | 161 | SWE

RESULT					
Test Description	Lower Limit	Upper Limit	Measured	Unit	Verdict
Max Output Power	---	---	15.66	dBm	INFO
Duty Cycle Correction	---	---	0.67	dB	INFO
Limit absolute					
Max Output Power DC corrected	---	24	16.33	dBm	PASS
Limit by: 11 dBm + 10 log Bandwidth					
Max Output Power DC corrected	---	27	16.33	dBm	PASS

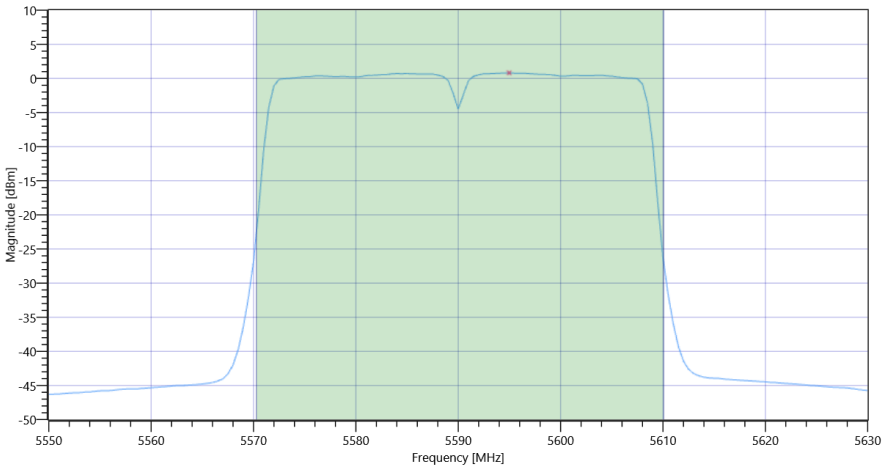

FCC 15.247 # Max output power and psd ~ WLAN5Gx ac-VHT40 mode U-NII-2C Max OP and PSD

Power Spectral Density

RESULT					
Test Description	Lower Limit	Upper Limit	Measured	Unit	Verdict
Power Spectral Density	---	---	0.81	dBm/1MHz	INFO
Duty Cycle Correction	---	---	0.67	dB	INFO
Power Spectral Density DC corrected	---	11	1.48	dBm/1MHz	PASS

General verdict	PASS

FCC 15.247 # Max output power and psd ~ WLAN5Gx ac-VHT40 mode U-NII-2C

Test References	
TC Start	18.07.2022 13:46:50
Ambit Temp [°C] | Humidity [rel%]	27.7 | 30
System Version	3.2.0.2
Test Specification	FCC 15.247 -
Test Method	KDB789033 D02, F., E.2.e.
TC Version	0.0.1
My Description	FCC 15.407 Max Output Power & PSD - WLAN5Gx ac-VHT40 mode U-NII-2C
Add. Information	

EUT Common Settings WLAN5Gx	
Number of Antenna Ports	2
User Interaction	No
Device Class UNII_1	Client

Test Parameter	
Technology to test	WLAN5Gx ac-VHT40 mode
Antenna Port used	2
Temperature	nom
Voltage	nom
Frequency low to test	False | Freq [MHz] 5510
Frequency mid to test	False | Freq [MHz] 5590
Frequency high to test	True | Freq [MHz] 5670
Auto Control enabled Power Supply | Climatic Box	No | No
Additional Path Loss [dB]	1.4
Switched Path	EUT - SignalingUnit - SpectrumAnalyzer

Test Equipment
Signal analyzer,Rohde&Schwarz,FSV-40,1307.9002K40/101042,3.70
Switch matrix,CTCadvanced,SPM-4 NI DAQ,28016133,NI

Test at TX 5670 MHz

RESULT: Reference Power cond.					
Test Description	Lower Limit	Upper Limit	Measured	Unit	Verdict
Ref. Power 1MHz/1MHz cond.	---	---	9.02	dBm	INFO
Ref. Frequency	---	---	5666.600	MHz	INFO

Evaluation max. Duty Cycle

Duty Cycle evaluation					
Test Description	Lower Limit	Upper Limit	Measured	Unit	Verdict
Result Summary					
Number of detected Bursts:74					
Duty Cycle (Burst Ratio) max	---	---	0.972	---	INFO
Duty Cycle max	---	---	0.123	dB	INFO
Duty Cycle (Burst Ratio) min	---	---	0.857	---	INFO
Duty Cycle min	---	---	0.67	dB	INFO
Max TX Burst Length	---	---	2.575	ms	INFO
Min Gap Length	---	---	0.075	ms	INFO
Max Gap Length	---	---	0.075	ms	INFO

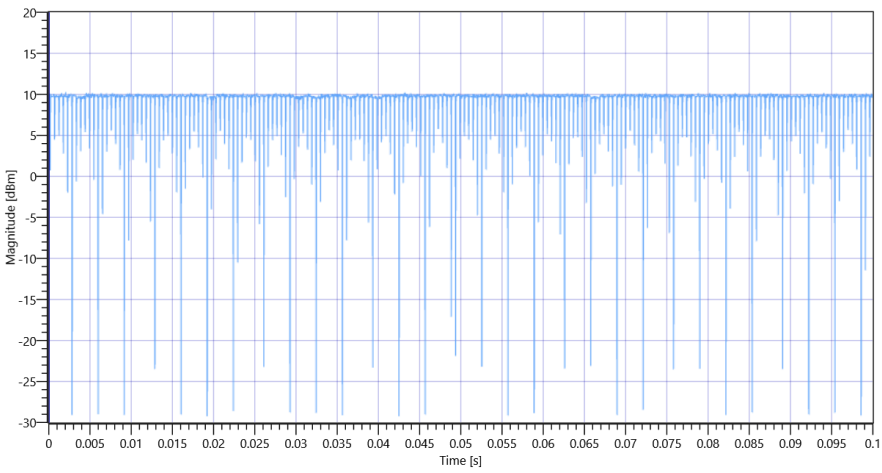

FCC 15.247 # Max output power and psd ~ WLAN5Gx ac-VHT40 mode U-NII-2C 5670 MHz - DutyCycle

Evaluation Bandwidth

RESULT					
Test Description	Lower Limit	Upper Limit	Measured	Unit	Verdict
Bandwidth 26dB	---	---	39.84	MHz	INFO
T1 26dB	---	---	5650.0800	MHz	INFO
T2 26dB	---	---	5689.9200	MHz	INFO

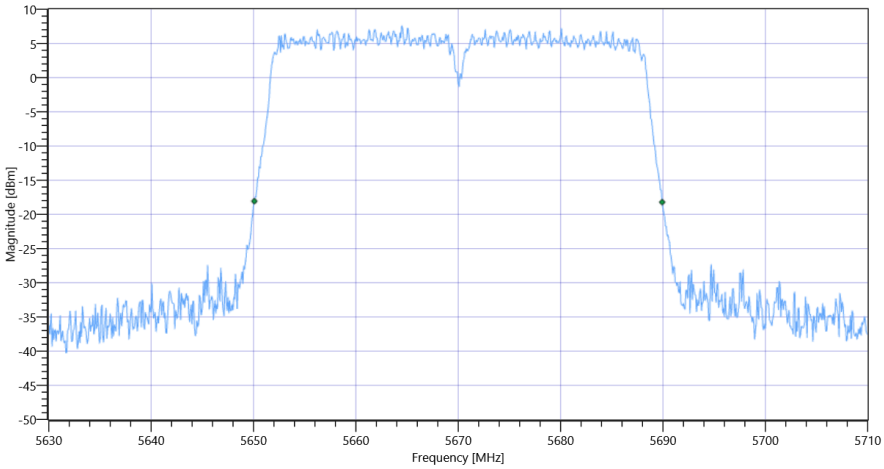

FCC 15.247 # Max output power and psd ~ WLAN5Gx ac-VHT40 mode U-NII-2C_BW

Maximum Output Power

READ SA SETTINGS:	
RefLevel [dBm] | RefLevelOffset [dB] | InpAtt [dB]	21.02 | 18.67 | 20
Start [MHz] | Stop [MHz]	5630.000 | 5710.000
RBW [MHz] | VBW [MHz]	1.000000 | 3.000000
Detector | TraceMode	RMS | MAXH
Sweep: Time [ms] | Count | Points per Section | Type	53700 | 1 | 161 | SWE

RESULT					
Test Description	Lower Limit	Upper Limit	Measured	Unit	Verdict
Max Output Power	---	---	15	dBm	INFO
Duty Cycle Correction	---	---	0.67	dB	INFO
Limit absolute					
Max Output Power DC corrected	---	24	15.67	dBm	PASS
Limit by: 11 dBm + 10 log Bandwidth					
Max Output Power DC corrected	---	27	15.67	dBm	PASS

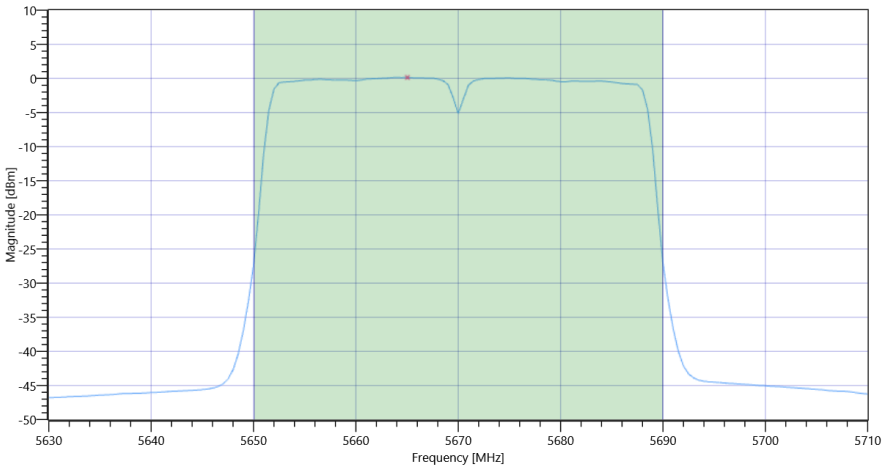

FCC 15.247 # Max output power and psd ~ WLAN5Gx ac-VHT40 mode U-NII-2C Max OP and PSD

Power Spectral Density

RESULT					
Test Description	Lower Limit	Upper Limit	Measured	Unit	Verdict
Power Spectral Density	---	---	0.14	dBm/1MHz	INFO
Duty Cycle Correction	---	---	0.67	dB	INFO
Power Spectral Density DC corrected	---	11	0.81	dBm/1MHz	PASS

General verdict	PASS

FCC 15.247 # Max output power and psd ~ WLAN5Gx ac-VHT40 mode U-NII-3

Test References	
TC Start	18.07.2022 13:52:25
Ambit Temp [°C] | Humidity [rel%]	27.8 | 30
System Version	3.2.0.2
Test Specification	FCC 15.247 -
Test Method	KDB789033 D02, F., E.2.e.
TC Version	0.0.1
My Description	FCC 15.407 Max Output Power & PSD - WLAN5Gx ac-VHT40 mode U-NII-3
Add. Information	

EUT Common Settings WLAN5Gx	
Number of Antenna Ports	2
User Interaction	No
Device Class UNII_1	Client

Test Parameter	
Technology to test	WLAN5Gx ac-VHT40 mode
Antenna Port used	2
Temperature	nom
Voltage	nom
Frequency low to test	True | Freq [MHz] 5755
Frequency mid to test	False | Freq [MHz] 0
Frequency high to test	False | Freq [MHz] 5795
Auto Control enabled Power Supply | Climatic Box	No | No
Additional Path Loss [dB]	1.4
Switched Path	EUT - SignalingUnit - SpectrumAnalyzer

Test Equipment
Signal analyzer,Rohde&Schwarz,FSV-40,1307.9002K40/101042,3.70
Switch matrix,CTCadvanced,SPM-4 NI DAQ,28016133,NI

Test at TX 5755 MHz

RESULT: Reference Power cond.					
Test Description	Lower Limit	Upper Limit	Measured	Unit	Verdict
Ref. Power 1MHz/1MHz cond.	---	---	17.76	dBm	INFO
Ref. Frequency	---	---	5759.000	MHz	INFO

Evaluation max. Duty Cycle

Duty Cycle evaluation					
Test Description	Lower Limit	Upper Limit	Measured	Unit	Verdict
Result Summary					
Number of detected Bursts:70					
Duty Cycle (Burst Ratio) max	---	---	0.972	---	INFO
Duty Cycle max	---	---	0.123	dB	INFO
Duty Cycle (Burst Ratio) min	---	---	0.857	---	INFO
Duty Cycle min	---	---	0.67	dB	INFO
Max TX Burst Length	---	---	2.575	ms	INFO
Min Gap Length	---	---	0.075	ms	INFO
Max Gap Length	---	---	0.075	ms	INFO

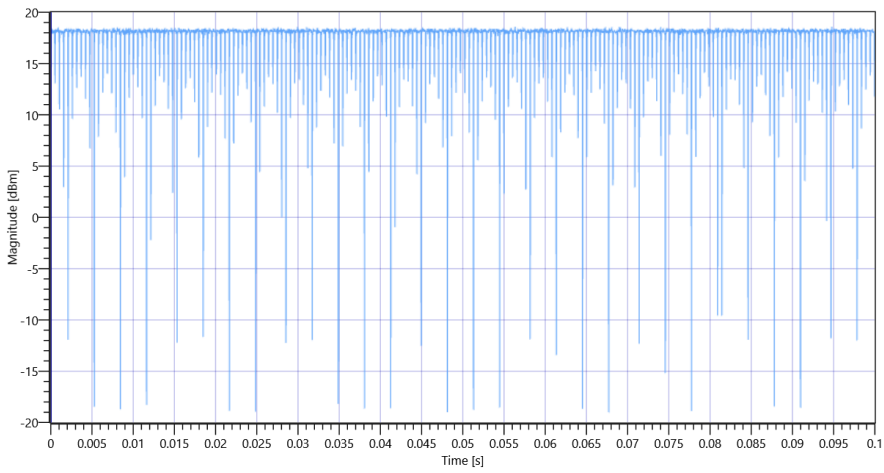

FCC 15.247 # Max output power and psd ~ WLAN5Gx ac-VHT40 mode U-NII-3 5755 MHz - DutyCycle

Evaluation Bandwidth

RESULT					
Test Description	Lower Limit	Upper Limit	Measured	Unit	Verdict
Bandwidth 26dB	---	---	80	MHz	INFO
T1 26dB	---	---	5715.0000	MHz	INFO
T2 26dB	---	---	5795.0000	MHz	INFO