Measurement Results

No.1-4095/22-01-05_Annex_MR_A8

Test logging

This document is electronically signed and valid without handwritten signature.
For verification of the electronic signatures, the public keys can be requested at the testing laboratory.

Document authorized:	Test/s performed:
p.o. cn=Marco Bertolino, o=CTC advanced GmbH, ou=BTL-211209, email=marco.bertolino@ctcadvanced.com, c=DE 2022.09.02 13:39:45 +02'00'	cn=Andreas Kurzkurt, o=CTC advanced GmbH, ou=KZK-200114, email=Andreas.Kurzkurt@ctcadvanced.com, c=DE
Michael Dorongovski Lab Manager Radio Communications	Andreas Kurzkurt Testing Manager Radio Communications

Table of Content

EUT Information 3
FCC 15.407, ISED RSS247 # Bandwidths 99PCT and 26dB ~ WLAN5Gx ac-VHT80 mode U-NII-1 4
FCC 15.407, ISED RSS247 # Bandwidths 99PCT and 26dB ~ WLAN5Gx ac-VHT80 mode U-NII-1 8
FCC 15.407, ISED RSS247 # Bandwidths 99PCT and 26dB ~ WLAN5Gx ac-VHT80 mode U-NII-2A 12
FCC 15.407, ISED RSS247 # Bandwidths 99PCT and 26dB ~ WLAN5Gx ac-VHT80 mode U-NII-2A 16
FCC 15.407, ISED RSS247 # Bandwidths 99PCT and 26dB ~ WLAN5Gx ac-VHT80 mode U-NII-2C 20
FCC 15.407, ISED RSS247 # Bandwidths 99PCT and 26dB ~ WLAN5Gx ac-VHT80 mode U-NII-2C 24
FCC 15.407, ISED RSS247 # Bandwidths 99PCT and 26dB ~ WLAN5Gx ac-VHT80 mode U-NII-2C 28
FCC 15.407, ISED RSS247 # Bandwidths 99PCT and 26dB ~ WLAN5Gx ac-VHT80 mode U-NII-2C 32
FCC 15.407, ISED RSS247 # Bandwidths 99PCT and 26dB ~ WLAN5Gx ac-VHT80 mode U-NII-3 36
FCC 15.407, ISED RSS247 # Bandwidths 99PCT and 26dB ~ WLAN5Gx ac-VHT80 mode U-NII-3 40
FCC 15.247 # Max output power and psd ~ WLAN5Gx ac-VHT80 mode U-NII-1 44
FCC 15.247 # Max output power and psd ~ WLAN5Gx ac-VHT80 mode U-NII-1 48
FCC 15.247 # Max output power and psd ~ WLAN5Gx ac-VHT80 mode U-NII-2A 52
FCC 15.247 # Max output power and psd ~ WLAN5Gx ac-VHT80 mode U-NII-2A 56
FCC 15.247 # Max output power and psd ~ WLAN5Gx ac-VHT80 mode U-NII-2C 60
FCC 15.247 # Max output power and psd ~ WLAN5Gx ac-VHT80 mode U-NII-2C 64
FCC 15.247 # Max output power and psd ~ WLAN5Gx ac-VHT80 mode U-NII-2C 68
FCC 15.247 # Max output power and psd ~ WLAN5Gx ac-VHT80 mode U-NII-2C 72
FCC 15.247 # Max output power and psd ~ WLAN5Gx ac-VHT80 mode U-NII-3 76
FCC 15.247 # Max output power and psd ~ WLAN5Gx ac-VHT80 mode U-NII-3 80
FCC 15.407, ISED RSS247 # Minimum emission bandwidth ~ WLAN5Gx ac-VHT80 mode U-NII-3 84
FCC 15.407, ISED RSS247 # Minimum emission bandwidth ~ WLAN5Gx ac-VHT80 mode U-NII-3 86

EUT Information

EUT DEFINITION	
Manufacturer	Sagemcom
Type	DIW377 ALT US
Serial Number	622172052818
Setup Number	1.0
Version SW	NI
Version FW	NI
Version HW	NI
Comment 1	
Comment 2	
Temperature [°C] Min	-5
Temperature [°C] Nom	20
Temperature [°C] Max	45
Voltage [V] Min	110
Voltage [V] Nom	115
Voltage [V] Max	127

FCC 15.407, ISED RSS247 # Bandwidths 99PCT and 26dB ~ WLAN5Gx ac-VHT80 mode U-NII-1

Test References	
TC Start	19.07.2022 09:21:48
Ambit Temp [°C] | Humidity [rel%]	25.6 | 39
System Version	3.2.0.2
Test Specification	FCC 15.407, ISED RSS247 -
Test Method	26dB Bandwidth KDB789033 D02, C.1 / ISED RSS-GEN
TC Version	0.0.1
My Description	FCC 15.407 Bandwidths - WLAN5Gx ac-VHT80 mode U-NII-1
Add. Information	

EUT Common Settings WLAN5Gx	
Number of Antenna Ports	2
User Interaction	No
Device Class UNII_1	Client

Test Parameter	
Technology to test	WLAN5Gx ac-VHT80 mode
Antenna Port used	1
Temperature	nom
Voltage	nom
Frequency low to test	False | Freq [MHz] 0
Frequency mid to test	True | Freq [MHz] 5210
Frequency high to test	False | Freq [MHz] 0
Auto Control enabled Power Supply | Climatic Box	No | No
Additional Path Loss [dB]	1.4
Switched Path	EUT - SignalingUnit - SpectrumAnalyzer

Test Equipment
Signal analyzer,Rohde&Schwarz,FSV-40,1307.9002K40/101042,3.70
Switch matrix,CTCadvanced,SPM-4 NI DAQ,28016133,NI

Test at TX 5210 MHz

RESULT: Reference Power cond.					
Test Description	Lower Limit	Upper Limit	Measured	Unit	Verdict
Ref. Power 1MHz/1MHz cond.	---	---	4.62	dBm	INFO
Ref. Frequency	---	---	5202.010	MHz	INFO

READ SA SETTINGS:	
RefLevel [dBm] | RefLevelOffset [dB] | InpAtt [dB]	12.62 | 17.99 | 10
Start [MHz] | Stop [MHz]	5110.000 | 5310.000
RBW [MHz] | VBW [MHz]	1.000000 | 5.000000
Detector | TraceMode	POS | MAXH
Sweep: Time [ms] | Count | Points per Section | Type	1 | 2500 | 1001 | SWE

RESULT					
Test Description	Lower Limit	Upper Limit	Measured	Unit	Verdict
Bandwidth 99%	---	---	75.524	MHz	INFO
T1 99%	5150.000000	---	5172.2378	MHz	PASS
T2 99%	---	5250.000000	5247.7622	MHz	PASS

Plot: Bandwidth only

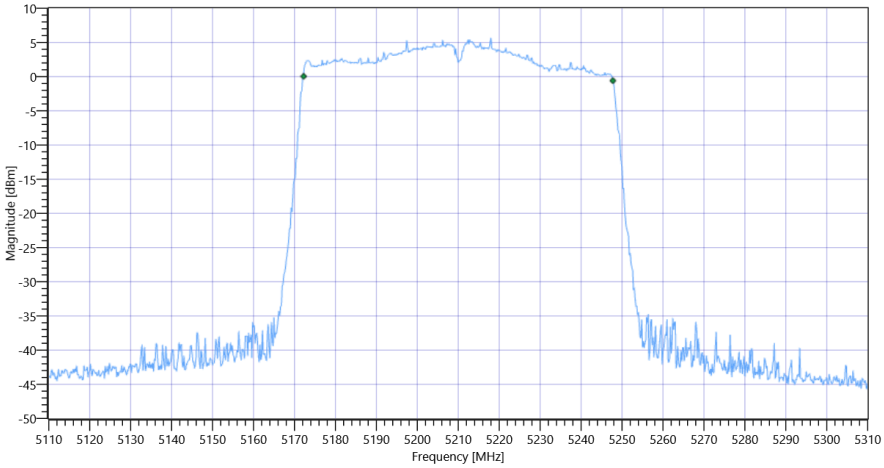

FCC 15.407, ISED RSS247 # Bandwidths 99PCT and 26dB ~ WLAN5Gx ac-VHT80 mode U-NII-1 99PCT

Plot: Bandwidth within Band

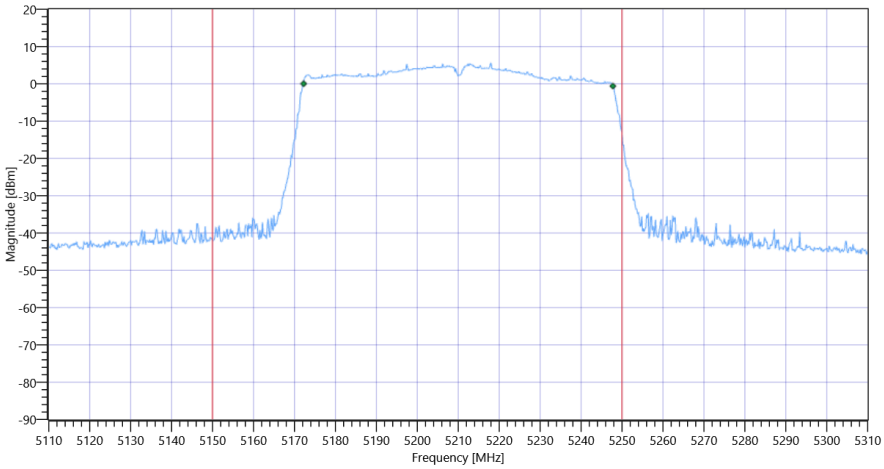

FCC 15.407, ISED RSS247 # Bandwidths 99PCT and 26dB ~ WLAN5Gx ac-VHT80 mode U-NII-1

RESULT					
Test Description	Lower Limit	Upper Limit	Measured	Unit	Verdict
Bandwidth 20dB	---	---	81.4	MHz	INFO
T1 26dB	5150.000000	---	5169.2000	MHz	PASS
T2 26dB	---	5250.000000	5250.6000	MHz	DFS required

Plot: Bandwidth only

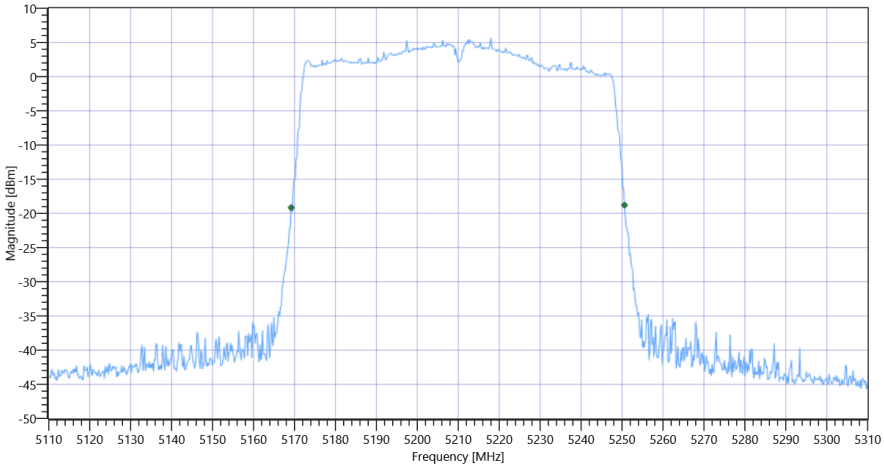

FCC 15.407, ISED RSS247 # Bandwidths 99PCT and 26dB ~ WLAN5Gx ac-VHT80 mode U-NII-1 26dB

Plot: Bandwidth within Band

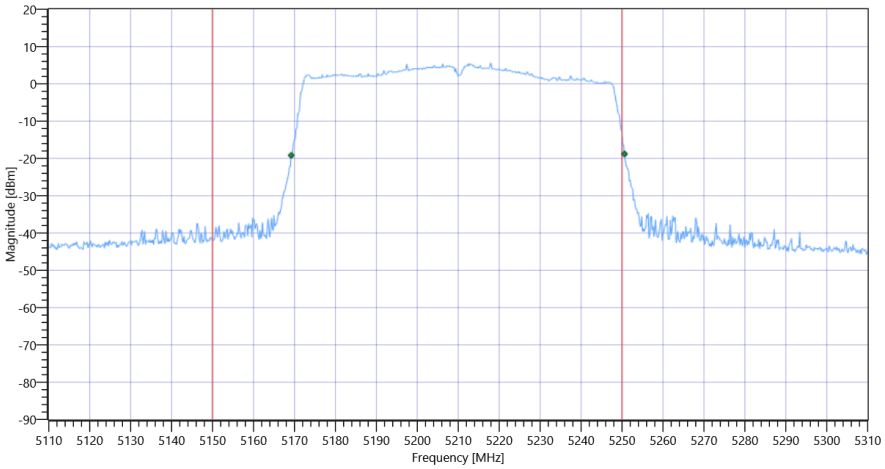

FCC 15.407, ISED RSS247 # Bandwidths 99PCT and 26dB ~ WLAN5Gx ac-VHT80 mode U-NII-1

General verdict	PASS

FCC 15.407, ISED RSS247 # Bandwidths 99PCT and 26dB ~ WLAN5Gx ac-VHT80 mode U-NII-1

Test References	
TC Start	19.07.2022 09:29:18
Ambit Temp [°C] | Humidity [rel%]	25.8 | 39
System Version	3.2.0.2
Test Specification	FCC 15.407, ISED RSS247 -
Test Method	26dB Bandwidth KDB789033 D02, C.1 / ISED RSS-GEN
TC Version	0.0.1
My Description	FCC 15.407 Bandwidths - WLAN5Gx ac-VHT80 mode U-NII-1
Add. Information	

EUT Common Settings WLAN5Gx	
Number of Antenna Ports	2
User Interaction	No
Device Class UNII_1	Client

Test Parameter	
Technology to test	WLAN5Gx ac-VHT80 mode
Antenna Port used	2
Temperature	nom
Voltage	nom
Frequency low to test	False | Freq [MHz] 0
Frequency mid to test	True | Freq [MHz] 5210
Frequency high to test	False | Freq [MHz] 0
Auto Control enabled Power Supply | Climatic Box	No | No
Additional Path Loss [dB]	1.4
Switched Path	EUT - SignalingUnit - SpectrumAnalyzer

Test Equipment
Signal analyzer,Rohde&Schwarz,FSV-40,1307.9002K40/101042,3.70
Switch matrix,CTCadvanced,SPM-4 NI DAQ,28016133,NI

Test at TX 5210 MHz

RESULT: Reference Power cond.					
Test Description	Lower Limit	Upper Limit	Measured	Unit	Verdict
Ref. Power 1MHz/1MHz cond.	---	---	4.80	dBm	INFO
Ref. Frequency	---	---	5213.600	MHz	INFO

READ SA SETTINGS:	
RefLevel [dBm] | RefLevelOffset [dB] | InpAtt [dB]	12.80 | 17.99 | 10
Start [MHz] | Stop [MHz]	5110.000 | 5310.000
RBW [MHz] | VBW [MHz]	1.000000 | 5.000000
Detector | TraceMode	POS | MAXH
Sweep: Time [ms] | Count | Points per Section | Type	1 | 2500 | 1001 | SWE

RESULT					
Test Description	Lower Limit	Upper Limit	Measured	Unit	Verdict
Bandwidth 99%	---	---	75.325	MHz	INFO
T1 99%	5150.000000	---	5172.4376	MHz	PASS
T2 99%	---	5250.000000	5247.7622	MHz	PASS

Plot: Bandwidth only

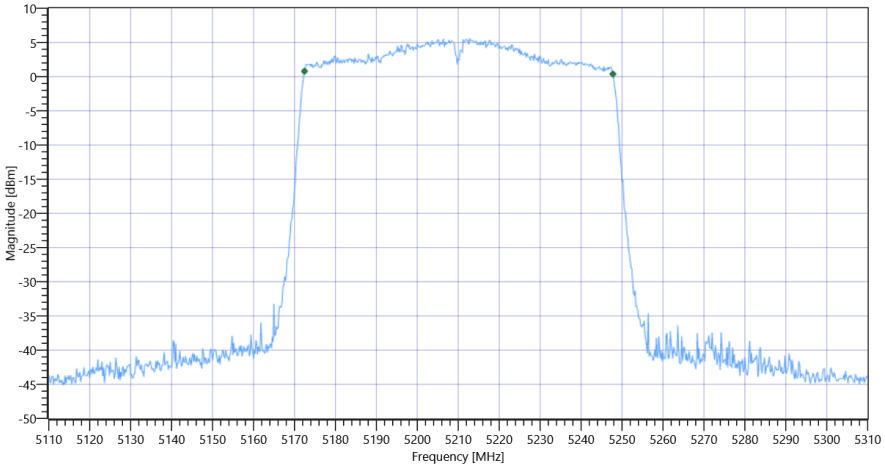

FCC 15.407, ISED RSS247 # Bandwidths 99PCT and 26dB ~ WLAN5Gx ac-VHT80 mode U-NII-1 99PCT

Plot: Bandwidth within Band

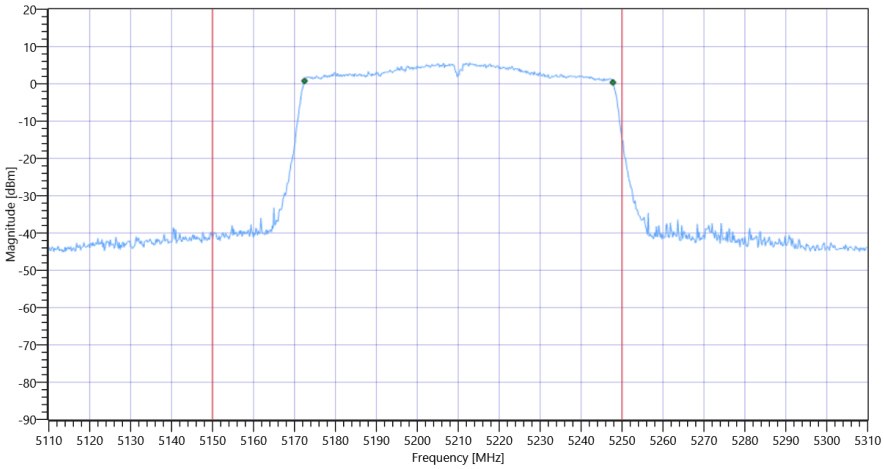

FCC 15.407, ISED RSS247 # Bandwidths 99PCT and 26dB ~ WLAN5Gx ac-VHT80 mode U-NII-1

RESULT					
Test Description	Lower Limit	Upper Limit	Measured	Unit	Verdict
Bandwidth 20dB	---	---	81.2	MHz	INFO
T1 26dB	5150.000000	---	5169.6000	MHz	PASS
T2 26dB	---	5250.000000	5250.8000	MHz	DFS required

Plot: Bandwidth only

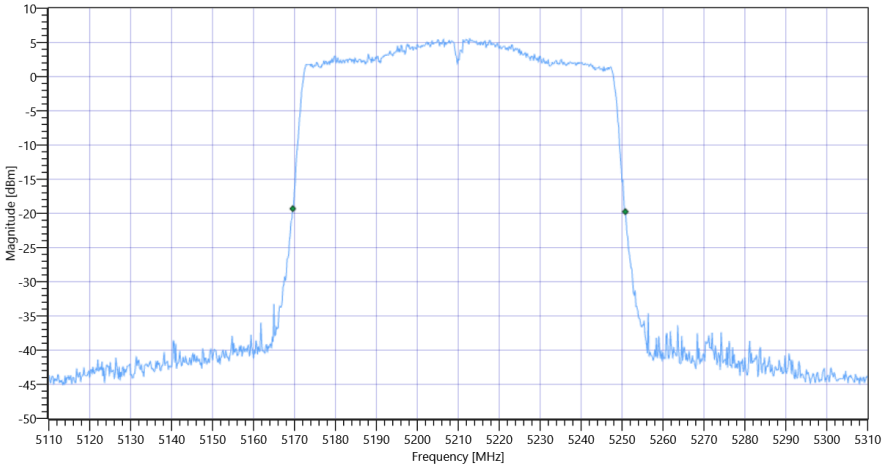

FCC 15.407, ISED RSS247 # Bandwidths 99PCT and 26dB ~ WLAN5Gx ac-VHT80 mode U-NII-1 26dB

Plot: Bandwidth within Band

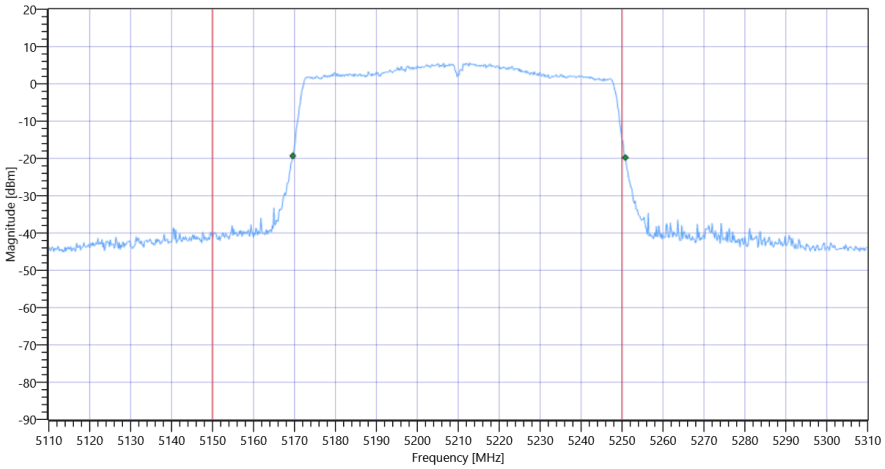

FCC 15.407, ISED RSS247 # Bandwidths 99PCT and 26dB ~ WLAN5Gx ac-VHT80 mode U-NII-1

General verdict	PASS

FCC 15.407, ISED RSS247 # Bandwidths 99PCT and 26dB ~ WLAN5Gx ac-VHT80 mode U-NII-2A

Test References	
TC Start	19.07.2022 09:37:19
Ambit Temp [°C] | Humidity [rel%]	26.0 | 38
System Version	3.2.0.2
Test Specification	FCC 15.407, ISED RSS247 -
Test Method	26dB Bandwidth KDB789033 D02, C.1 / ISED RSS-GEN
TC Version	0.0.1
My Description	FCC 15.407 Bandwidths - WLAN5Gx ac-VHT80 mode U-NII-2A
Add. Information	

EUT Common Settings WLAN5Gx	
Number of Antenna Ports	2
User Interaction	No
Device Class UNII_1	Client

Test Parameter	
Technology to test	WLAN5Gx ac-VHT80 mode
Antenna Port used	1
Temperature	nom
Voltage	nom
Frequency low to test	False | Freq [MHz] 0
Frequency mid to test	True | Freq [MHz] 5290
Frequency high to test	False | Freq [MHz] 0
Auto Control enabled Power Supply | Climatic Box	No | No
Additional Path Loss [dB]	1.4
Switched Path	EUT - SignalingUnit - SpectrumAnalyzer

Test Equipment
Signal analyzer,Rohde&Schwarz,FSV-40,1307.9002K40/101042,3.70
Switch matrix,CTCadvanced,SPM-4 NI DAQ,28016133,NI

Test at TX 5290 MHz

RESULT: Reference Power cond.					
Test Description	Lower Limit	Upper Limit	Measured	Unit	Verdict
Ref. Power 1MHz/1MHz cond.	---	---	5.53	dBm	INFO
Ref. Frequency	---	---	5294.600	MHz	INFO

READ SA SETTINGS:	
RefLevel [dBm] | RefLevelOffset [dB] | InpAtt [dB]	13.53 | 18.57 | 10
Start [MHz] | Stop [MHz]	5190.000 | 5390.000
RBW [MHz] | VBW [MHz]	1.000000 | 5.000000
Detector | TraceMode	POS | MAXH
Sweep: Time [ms] | Count | Points per Section | Type	1 | 2500 | 1001 | SWE

RESULT					
Test Description	Lower Limit	Upper Limit	Measured	Unit	Verdict
Bandwidth 99%	---	---	75.524	MHz	INFO
T1 99%	5250.000000	---	5252.4376	MHz	PASS since U-NII-1 is supported
T2 99%	---	5350.000000	5327.9620	MHz	PASS

Plot: Bandwidth only

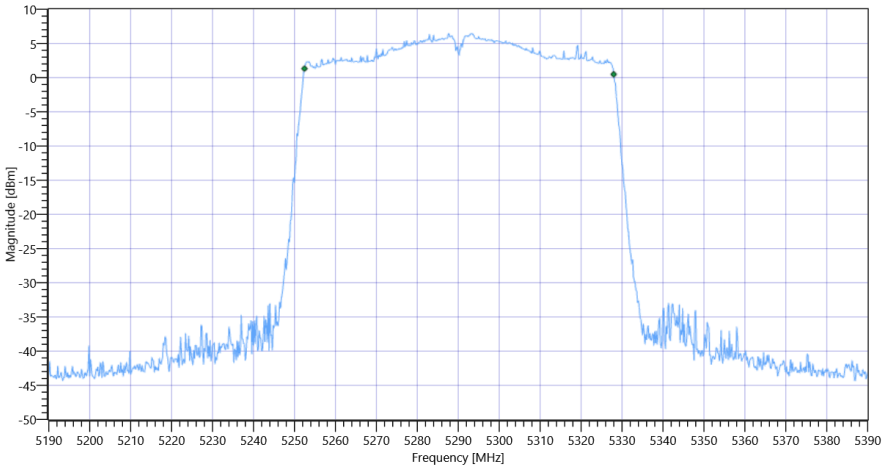

FCC 15.407, ISED RSS247 # Bandwidths 99PCT and 26dB ~ WLAN5Gx ac-VHT80 mode U-NII-2A 99PCT

Plot: Bandwidth within Band

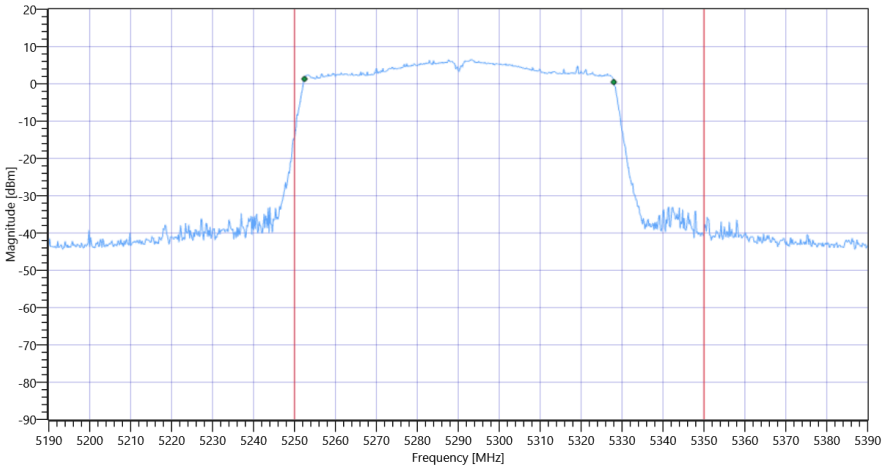

FCC 15.407, ISED RSS247 # Bandwidths 99PCT and 26dB ~ WLAN5Gx ac-VHT80 mode U-NII-2A

RESULT					
Test Description	Lower Limit	Upper Limit	Measured	Unit	Verdict
Bandwidth 20dB	---	---	81.6	MHz	INFO
T1 26dB	5250.000000	---	5249.4000	MHz	PASS since U-NII-1 is supported
T2 26dB	---	5350.000000	5331.0000	MHz	PASS

Plot: Bandwidth only

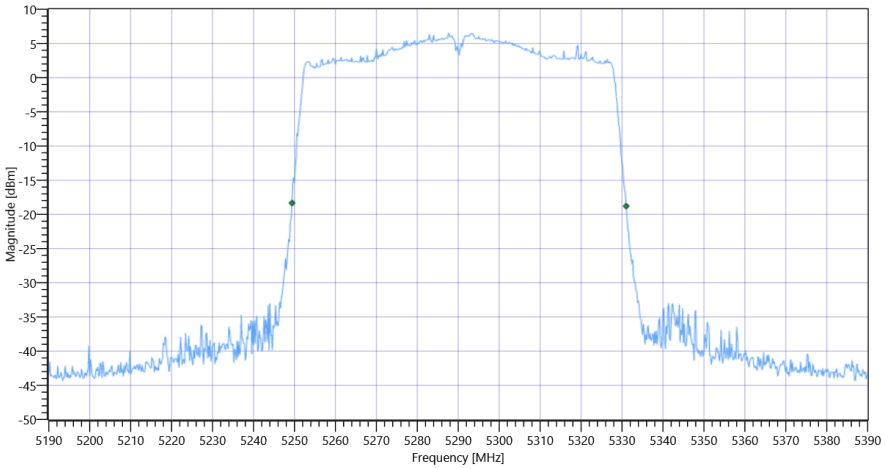

FCC 15.407, ISED RSS247 # Bandwidths 99PCT and 26dB ~ WLAN5Gx ac-VHT80 mode U-NII-2A 26dB

Plot: Bandwidth within Band

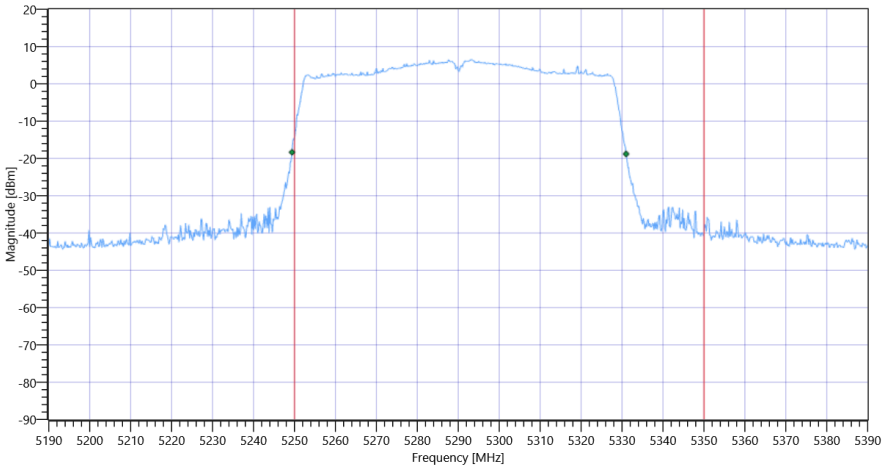

FCC 15.407, ISED RSS247 # Bandwidths 99PCT and 26dB ~ WLAN5Gx ac-VHT80 mode U-NII-2A

General verdict	PASS

FCC 15.407, ISED RSS247 # Bandwidths 99PCT and 26dB ~ WLAN5Gx ac-VHT80 mode U-NII-2A

Test References	
TC Start	19.07.2022 09:45:07
Ambit Temp [°C] | Humidity [rel%]	26.1 | 38
System Version	3.2.0.2
Test Specification	FCC 15.407, ISED RSS247 -
Test Method	26dB Bandwidth KDB789033 D02, C.1 / ISED RSS-GEN
TC Version	0.0.1
My Description	FCC 15.407 Bandwidths - WLAN5Gx ac-VHT80 mode U-NII-2A
Add. Information	

EUT Common Settings WLAN5Gx	
Number of Antenna Ports	2
User Interaction	No
Device Class UNII_1	Client

Test Parameter	
Technology to test	WLAN5Gx ac-VHT80 mode
Antenna Port used	2
Temperature	nom
Voltage	nom
Frequency low to test	False | Freq [MHz] 0
Frequency mid to test	True | Freq [MHz] 5290
Frequency high to test	False | Freq [MHz] 0
Auto Control enabled Power Supply | Climatic Box	No | No
Additional Path Loss [dB]	1.4
Switched Path	EUT - SignalingUnit - SpectrumAnalyzer

Test Equipment
Signal analyzer,Rohde&Schwarz,FSV-40,1307.9002K40/101042,3.70
Switch matrix,CTCadvanced,SPM-4 NI DAQ,28016133,NI

Test at TX 5290 MHz

RESULT: Reference Power cond.					
Test Description	Lower Limit	Upper Limit	Measured	Unit	Verdict
Ref. Power 1MHz/1MHz cond.	---	---	5.97	dBm	INFO
Ref. Frequency	---	---	5285.400	MHz	INFO

READ SA SETTINGS:	
RefLevel [dBm] | RefLevelOffset [dB] | InpAtt [dB]	13.97 | 18.57 | 15
Start [MHz] | Stop [MHz]	5190.000 | 5390.000
RBW [MHz] | VBW [MHz]	1.000000 | 5.000000
Detector | TraceMode	POS | MAXH
Sweep: Time [ms] | Count | Points per Section | Type	1 | 2500 | 1001 | SWE

RESULT					
Test Description	Lower Limit	Upper Limit	Measured	Unit	Verdict
Bandwidth 99%	---	---	75.325	MHz	INFO
T1 99%	5250.000000	---	5252.4376	MHz	PASS since U-NII-1 is supported
T2 99%	---	5350.000000	5327.7622	MHz	PASS

Plot: Bandwidth only

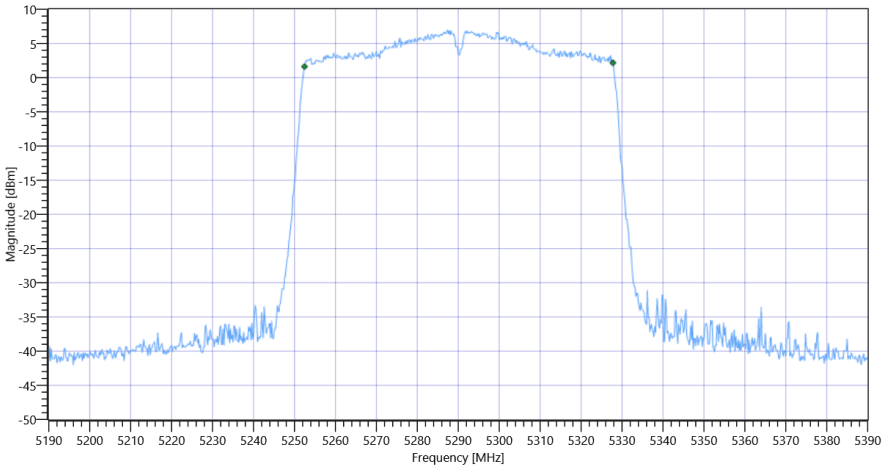

FCC 15.407, ISED RSS247 # Bandwidths 99PCT and 26dB ~ WLAN5Gx ac-VHT80 mode U-NII-2A 99PCT

Plot: Bandwidth within Band

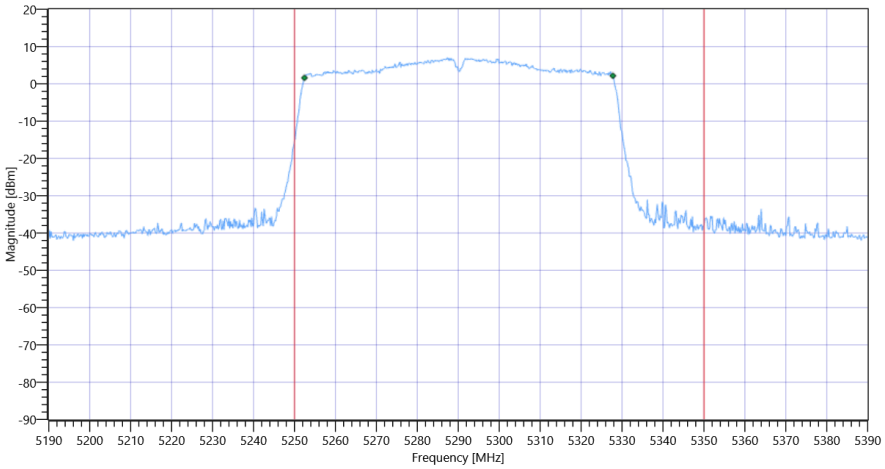

FCC 15.407, ISED RSS247 # Bandwidths 99PCT and 26dB ~ WLAN5Gx ac-VHT80 mode U-NII-2A

RESULT					
Test Description	Lower Limit	Upper Limit	Measured	Unit	Verdict
Bandwidth 20dB	---	---	81.2	MHz	INFO
T1 26dB	5250.000000	---	5249.6000	MHz	PASS since U-NII-1 is supported
T2 26dB	---	5350.000000	5330.8000	MHz	PASS

Plot: Bandwidth only

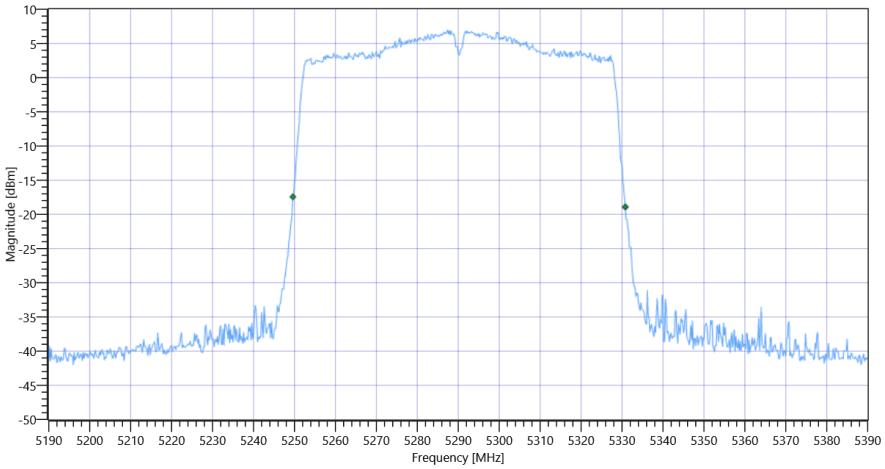

FCC 15.407, ISED RSS247 # Bandwidths 99PCT and 26dB ~ WLAN5Gx ac-VHT80 mode U-NII-2A 26dB

Plot: Bandwidth within Band

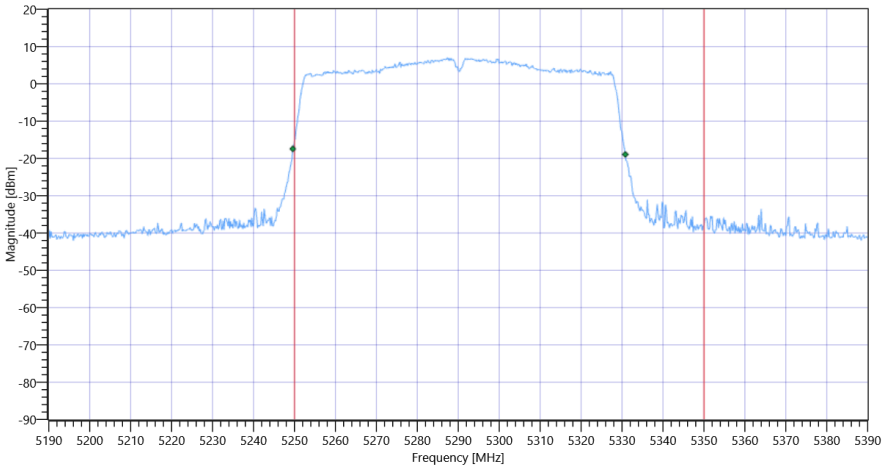

FCC 15.407, ISED RSS247 # Bandwidths 99PCT and 26dB ~ WLAN5Gx ac-VHT80 mode U-NII-2A

General verdict	PASS

FCC 15.407, ISED RSS247 # Bandwidths 99PCT and 26dB ~ WLAN5Gx ac-VHT80 mode U-NII-2C

Test References	
TC Start	19.07.2022 09:52:49
Ambit Temp [°C] | Humidity [rel%]	26.3 | 38
System Version	3.2.0.2
Test Specification	FCC 15.407, ISED RSS247 -
Test Method	26dB Bandwidth KDB789033 D02, C.1 / ISED RSS-GEN
TC Version	0.0.1
My Description	FCC 15.407 Bandwidths - WLAN5Gx ac-VHT80 mode U-NII-2C
Add. Information	

EUT Common Settings WLAN5Gx	
Number of Antenna Ports	2
User Interaction	No
Device Class UNII_1	Client

Test Parameter	
Technology to test	WLAN5Gx ac-VHT80 mode
Antenna Port used	1
Temperature	nom
Voltage	nom
Frequency low to test	True | Freq [MHz] 5530
Frequency mid to test	False | Freq [MHz] 5610
Frequency high to test	False | Freq [MHz] 5690
Auto Control enabled Power Supply | Climatic Box	No | No
Additional Path Loss [dB]	1.4
Switched Path	EUT - SignalingUnit - SpectrumAnalyzer

Test Equipment
Signal analyzer,Rohde&Schwarz,FSV-40,1307.9002K40/101042,3.70
Switch matrix,CTCadvanced,SPM-4 NI DAQ,28016133,NI

Test at TX 5530 MHz

RESULT: Reference Power cond.					
Test Description	Lower Limit	Upper Limit	Measured	Unit	Verdict
Ref. Power 1MHz/1MHz cond.	---	---	6.30	dBm	INFO
Ref. Frequency	---	---	5533.200	MHz	INFO

READ SA SETTINGS:	
RefLevel [dBm] | RefLevelOffset [dB] | InpAtt [dB]	14.30 | 18.67 | 15
Start [MHz] | Stop [MHz]	5430.000 | 5630.000
RBW [MHz] | VBW [MHz]	1.000000 | 5.000000
Detector | TraceMode	POS | MAXH
Sweep: Time [ms] | Count | Points per Section | Type	1 | 2500 | 1001 | SWE

RESULT					
Test Description	Lower Limit	Upper Limit	Measured	Unit	Verdict
Bandwidth 99%	---	---	75.524	MHz	INFO
T1 99%	5470.000000	---	5492.2378	MHz	PASS since U-NII-3 is supported
T2 99%	---	5725.000000	5567.7622	MHz	

Plot: Bandwidth only

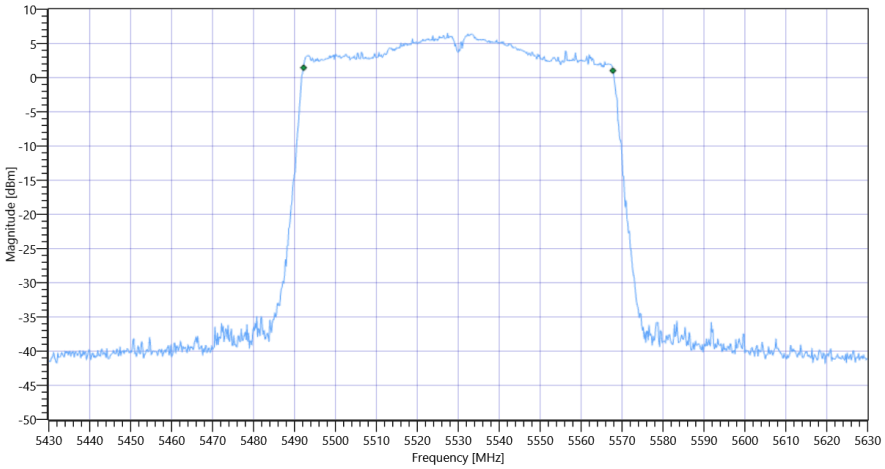

FCC 15.407, ISED RSS247 # Bandwidths 99PCT and 26dB ~ WLAN5Gx ac-VHT80 mode U-NII-2C 99PCT

Plot: Bandwidth within Band

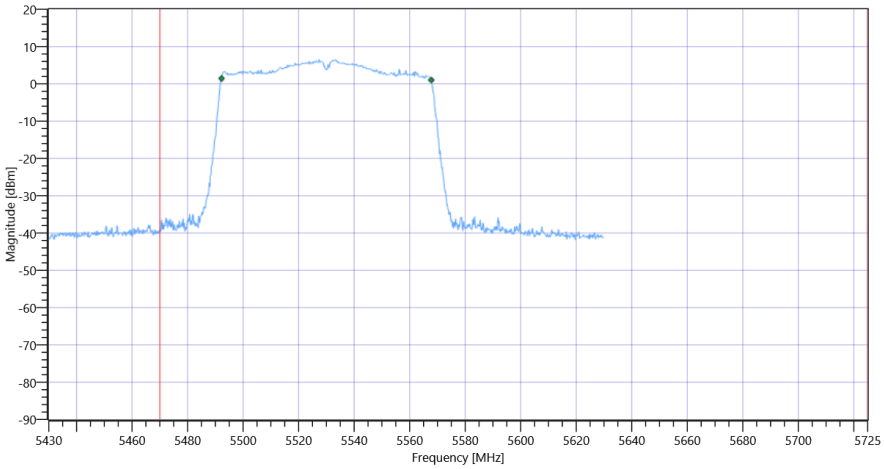

FCC 15.407, ISED RSS247 # Bandwidths 99PCT and 26dB ~ WLAN5Gx ac-VHT80 mode U-NII-2C

RESULT					
Test Description	Lower Limit	Upper Limit	Measured	Unit	Verdict
Bandwidth 20dB	---	---	81.8	MHz	INFO
T1 26dB	5470.000000	---	5489.2000	MHz	PASS since U-NII-3 is supported
T2 26dB	---	5725.000000	5571.0000	MHz	

Plot: Bandwidth only

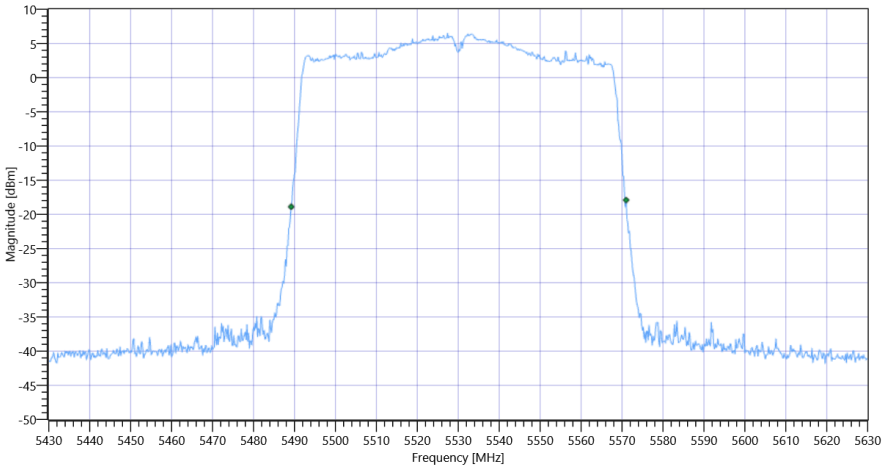

FCC 15.407, ISED RSS247 # Bandwidths 99PCT and 26dB ~ WLAN5Gx ac-VHT80 mode U-NII-2C 26dB

Plot: Bandwidth within Band

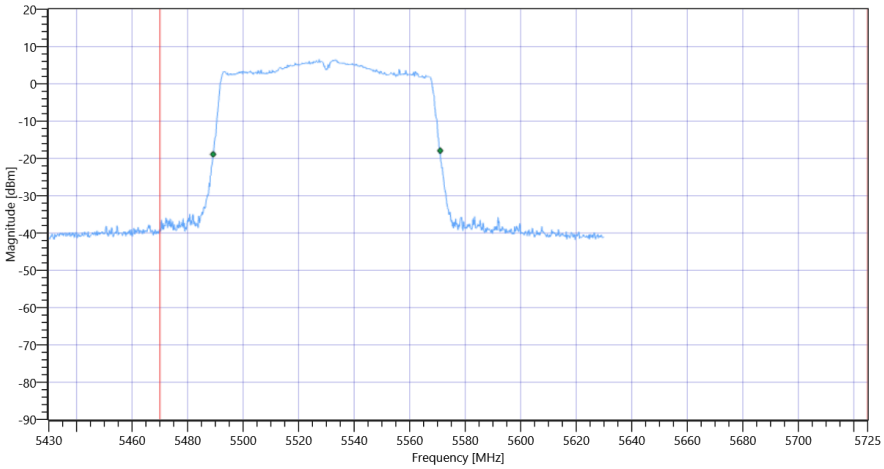

FCC 15.407, ISED RSS247 # Bandwidths 99PCT and 26dB ~ WLAN5Gx ac-VHT80 mode U-NII-2C

General verdict	PASS

FCC 15.407, ISED RSS247 # Bandwidths 99PCT and 26dB ~ WLAN5Gx ac-VHT80 mode U-NII-2C

Test References	
TC Start	19.07.2022 09:59:54
Ambit Temp [°C] | Humidity [rel%]	26.4 | 38
System Version	3.2.0.2
Test Specification	FCC 15.407, ISED RSS247 -
Test Method	26dB Bandwidth KDB789033 D02, C.1 / ISED RSS-GEN
TC Version	0.0.1
My Description	FCC 15.407 Bandwidths - WLAN5Gx ac-VHT80 mode U-NII-2C
Add. Information	

EUT Common Settings WLAN5Gx	
Number of Antenna Ports	2
User Interaction	No
Device Class UNII_1	Client

Test Parameter	
Technology to test	WLAN5Gx ac-VHT80 mode
Antenna Port used	2
Temperature	nom
Voltage	nom
Frequency low to test	True | Freq [MHz] 5530
Frequency mid to test	False | Freq [MHz] 5610
Frequency high to test	False | Freq [MHz] 5690
Auto Control enabled Power Supply | Climatic Box	No | No
Additional Path Loss [dB]	1.4
Switched Path	EUT - SignalingUnit - SpectrumAnalyzer

Test Equipment
Signal analyzer,Rohde&Schwarz,FSV-40,1307.9002K40/101042,3.70
Switch matrix,CTCadvanced,SPM-4 NI DAQ,28016133,NI

Test at TX 5530 MHz

RESULT: Reference Power cond.					
Test Description	Lower Limit	Upper Limit	Measured	Unit	Verdict
Ref. Power 1MHz/1MHz cond.	---	---	6.24	dBm	INFO
Ref. Frequency	---	---	5519.410	MHz	INFO

READ SA SETTINGS:	
RefLevel [dBm] | RefLevelOffset [dB] | InpAtt [dB]	14.24 | 18.67 | 15
Start [MHz] | Stop [MHz]	5430.000 | 5630.000
RBW [MHz] | VBW [MHz]	1.000000 | 5.000000
Detector | TraceMode	POS | MAXH
Sweep: Time [ms] | Count | Points per Section | Type	1 | 2500 | 1001 | SWE

RESULT					
Test Description	Lower Limit	Upper Limit	Measured	Unit	Verdict
Bandwidth 99%	---	---	75.524	MHz	INFO
T1 99%	5470.000000	---	5492.2378	MHz	PASS since U-NII-3 is supported
T2 99%	---	5725.000000	5567.7622	MHz	

Plot: Bandwidth only

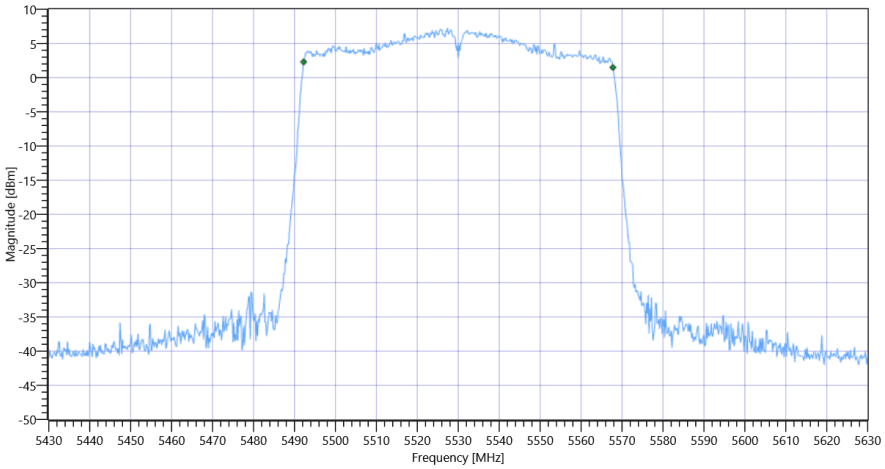

FCC 15.407, ISED RSS247 # Bandwidths 99PCT and 26dB ~ WLAN5Gx ac-VHT80 mode U-NII-2C 99PCT

Plot: Bandwidth within Band

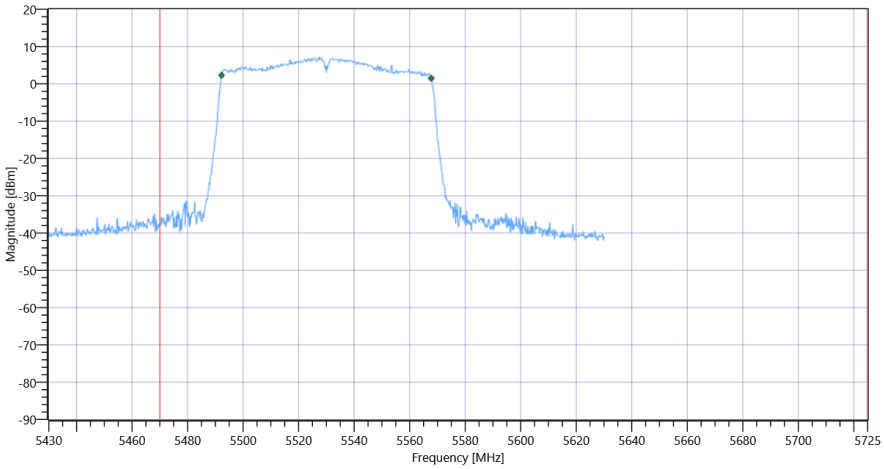

FCC 15.407, ISED RSS247 # Bandwidths 99PCT and 26dB ~ WLAN5Gx ac-VHT80 mode U-NII-2C

RESULT					
Test Description	Lower Limit	Upper Limit	Measured	Unit	Verdict
Bandwidth 20dB	---	---	81.2	MHz	INFO
T1 26dB	5470.000000	---	5489.4000	MHz	PASS since U-NII-3 is supported
T2 26dB	---	5725.000000	5570.6000	MHz	

Plot: Bandwidth only

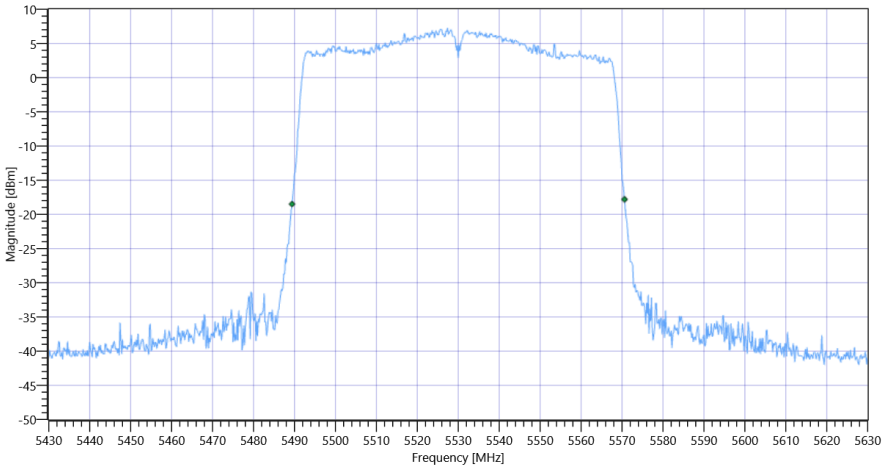

FCC 15.407, ISED RSS247 # Bandwidths 99PCT and 26dB ~ WLAN5Gx ac-VHT80 mode U-NII-2C 26dB

Plot: Bandwidth within Band

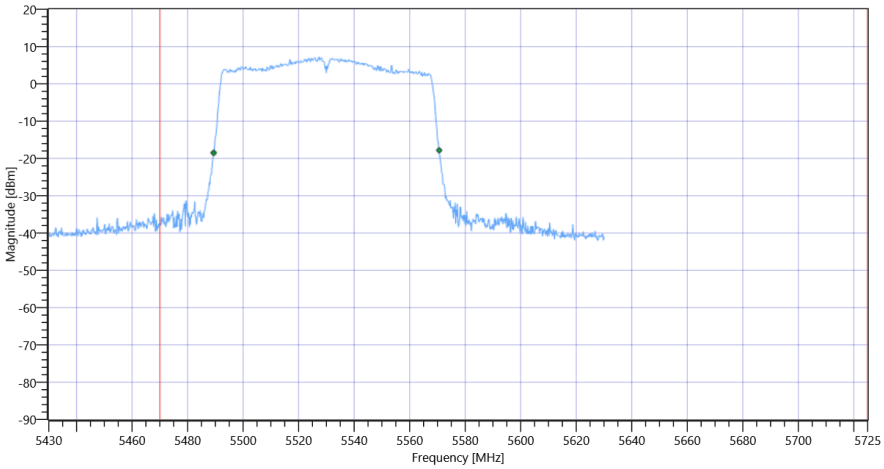

FCC 15.407, ISED RSS247 # Bandwidths 99PCT and 26dB ~ WLAN5Gx ac-VHT80 mode U-NII-2C

General verdict	PASS

FCC 15.407, ISED RSS247 # Bandwidths 99PCT and 26dB ~ WLAN5Gx ac-VHT80 mode U-NII-2C

Test References	
TC Start	19.07.2022 10:07:32
Ambit Temp [°C] | Humidity [rel%]	26.5 | 38
System Version	3.2.0.2
Test Specification	FCC 15.407, ISED RSS247 -
Test Method	26dB Bandwidth KDB789033 D02, C.1 / ISED RSS-GEN
TC Version	0.0.1
My Description	FCC 15.407 Bandwidths - WLAN5Gx ac-VHT80 mode U-NII-2C
Add. Information	

EUT Common Settings WLAN5Gx	
Number of Antenna Ports	2
User Interaction	No
Device Class UNII_1	Client

Test Parameter	
Technology to test	WLAN5Gx ac-VHT80 mode
Antenna Port used	1
Temperature	nom
Voltage	nom
Frequency low to test	False | Freq [MHz] 5530
Frequency mid to test	True | Freq [MHz] 5610
Frequency high to test	False | Freq [MHz] 5690
Auto Control enabled Power Supply | Climatic Box	No | No
Additional Path Loss [dB]	1.4
Switched Path	EUT - SignalingUnit - SpectrumAnalyzer

Test Equipment
Signal analyzer,Rohde&Schwarz,FSV-40,1307.9002K40/101042,3.70
Switch matrix,CTCadvanced,SPM-4 NI DAQ,28016133,NI

Test at TX 5610 MHz

RESULT: Reference Power cond.					
Test Description	Lower Limit	Upper Limit	Measured	Unit	Verdict
Ref. Power 1MHz/1MHz cond.	---	---	4.27	dBm	INFO
Ref. Frequency	---	---	5622.590	MHz	INFO

READ SA SETTINGS:	
RefLevel [dBm] | RefLevelOffset [dB] | InpAtt [dB]	12.27 | 19.05 | 10
Start [MHz] | Stop [MHz]	5510.000 | 5710.000
RBW [MHz] | VBW [MHz]	1.000000 | 5.000000
Detector | TraceMode	POS | MAXH
Sweep: Time [ms] | Count | Points per Section | Type	1 | 2500 | 1001 | SWE

RESULT					
Test Description	Lower Limit	Upper Limit	Measured	Unit	Verdict
Bandwidth 99%	---	---	75.924	MHz	INFO
T1 99%	5470.000000	---	5572.0380	MHz	PASS since U-NII-3 is supported
T2 99%	---	5725.000000	5647.9620	MHz	

Plot: Bandwidth only

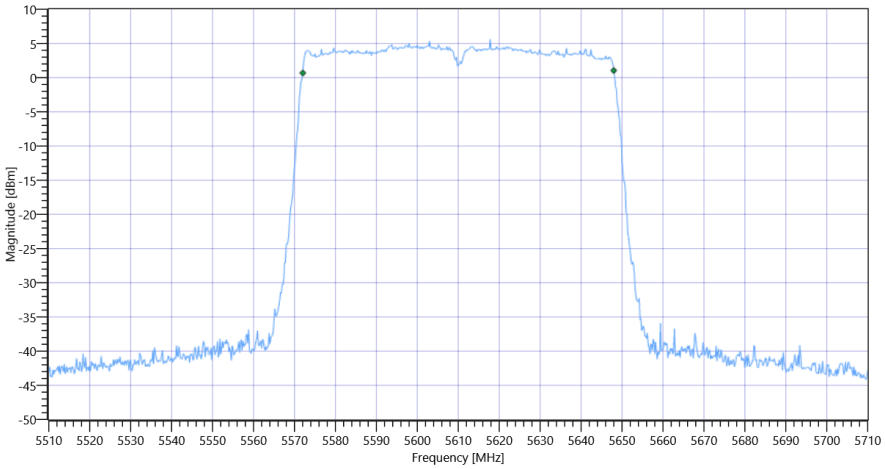

FCC 15.407, ISED RSS247 # Bandwidths 99PCT and 26dB ~ WLAN5Gx ac-VHT80 mode U-NII-2C 99PCT

Plot: Bandwidth within Band

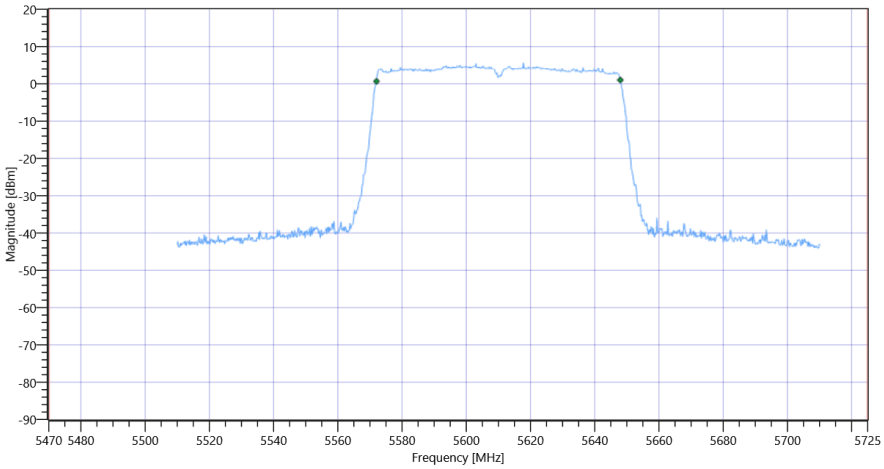

FCC 15.407, ISED RSS247 # Bandwidths 99PCT and 26dB ~ WLAN5Gx ac-VHT80 mode U-NII-2C

RESULT					
Test Description	Lower Limit	Upper Limit	Measured	Unit	Verdict
Bandwidth 20dB	---	---	82.2	MHz	INFO
T1 26dB	5470.000000	---	5569.0000	MHz	PASS since U-NII-3 is supported
T2 26dB	---	5725.000000	5651.2000	MHz	

Plot: Bandwidth only

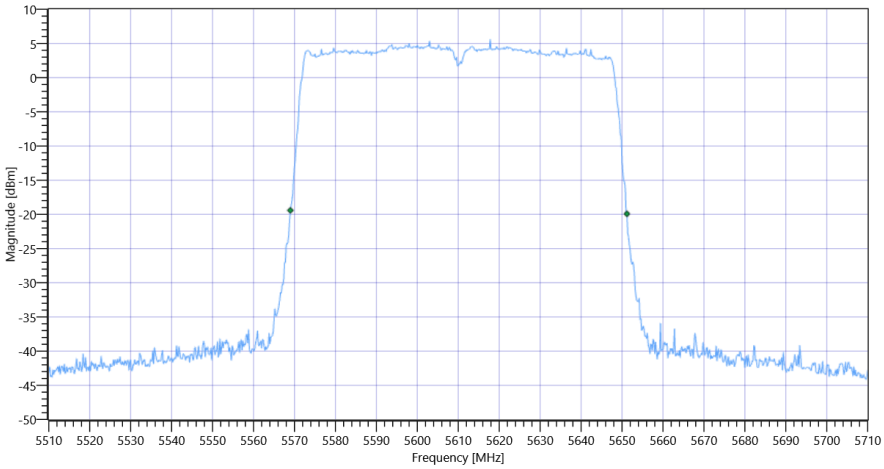

FCC 15.407, ISED RSS247 # Bandwidths 99PCT and 26dB ~ WLAN5Gx ac-VHT80 mode U-NII-2C 26dB

Plot: Bandwidth within Band

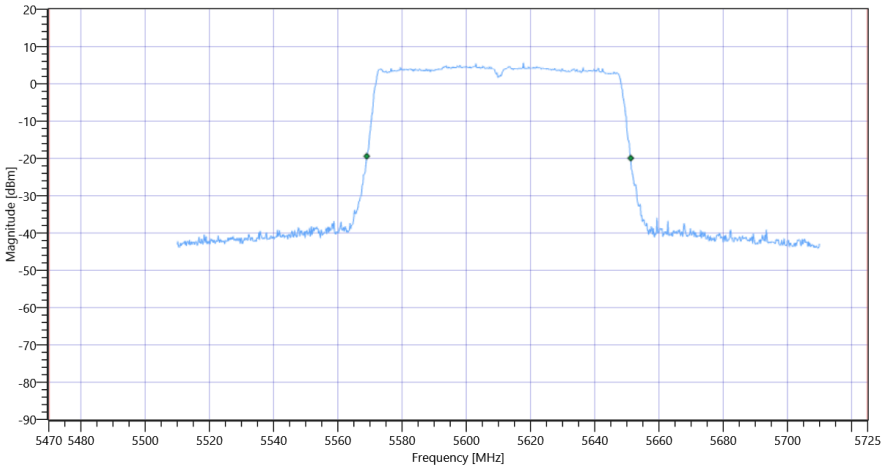

FCC 15.407, ISED RSS247 # Bandwidths 99PCT and 26dB ~ WLAN5Gx ac-VHT80 mode U-NII-2C

General verdict	PASS

FCC 15.407, ISED RSS247 # Bandwidths 99PCT and 26dB ~ WLAN5Gx ac-VHT80 mode U-NII-2C

Test References	
TC Start	19.07.2022 10:14:42
Ambit Temp [°C] | Humidity [rel%]	26.6 | 38
System Version	3.2.0.2
Test Specification	FCC 15.407, ISED RSS247 -
Test Method	26dB Bandwidth KDB789033 D02, C.1 / ISED RSS-GEN
TC Version	0.0.1
My Description	FCC 15.407 Bandwidths - WLAN5Gx ac-VHT80 mode U-NII-2C
Add. Information	

EUT Common Settings WLAN5Gx	
Number of Antenna Ports	2
User Interaction	No
Device Class UNII_1	Client

Test Parameter	
Technology to test	WLAN5Gx ac-VHT80 mode
Antenna Port used	2
Temperature	nom
Voltage	nom
Frequency low to test	False | Freq [MHz] 5530
Frequency mid to test	True | Freq [MHz] 5610
Frequency high to test	False | Freq [MHz] 5690
Auto Control enabled Power Supply | Climatic Box	No | No
Additional Path Loss [dB]	1.4
Switched Path	EUT - SignalingUnit - SpectrumAnalyzer

Test Equipment
Signal analyzer,Rohde&Schwarz,FSV-40,1307.9002K40/101042,3.70
Switch matrix,CTCadvanced,SPM-4 NI DAQ,28016133,NI

Test at TX 5610 MHz

RESULT: Reference Power cond.					
Test Description	Lower Limit	Upper Limit	Measured	Unit	Verdict
Ref. Power 1MHz/1MHz cond.	---	---	5.12	dBm	INFO
Ref. Frequency	---	---	5588.820	MHz	INFO

READ SA SETTINGS:	
RefLevel [dBm] | RefLevelOffset [dB] | InpAtt [dB]	13.12 | 19.05 | 10
Start [MHz] | Stop [MHz]	5510.000 | 5710.000
RBW [MHz] | VBW [MHz]	1.000000 | 5.000000
Detector | TraceMode	POS | MAXH
Sweep: Time [ms] | Count | Points per Section | Type	1 | 2500 | 1001 | SWE

RESULT					
Test Description	Lower Limit	Upper Limit	Measured	Unit	Verdict
Bandwidth 99%	---	---	75.724	MHz	INFO
T1 99%	5470.000000	---	5572.2378	MHz	PASS since U-NII-3 is supported
T2 99%	---	5725.000000	5647.9620	MHz	

Plot: Bandwidth only

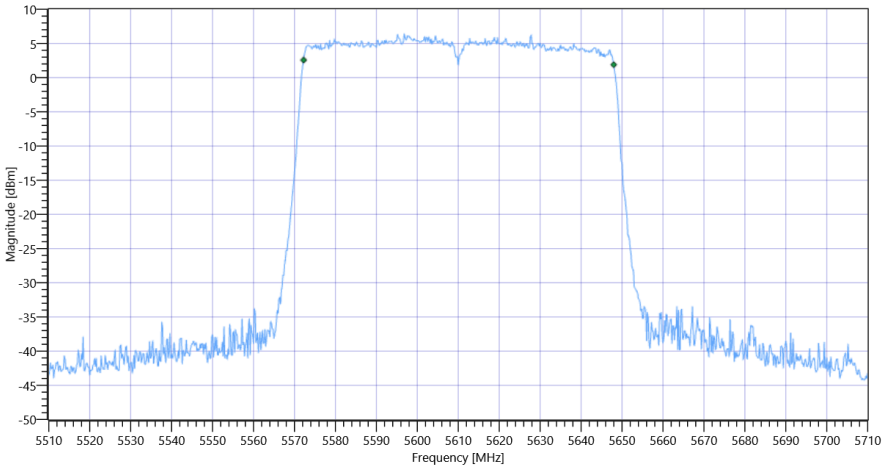

FCC 15.407, ISED RSS247 # Bandwidths 99PCT and 26dB ~ WLAN5Gx ac-VHT80 mode U-NII-2C 99PCT

Plot: Bandwidth within Band

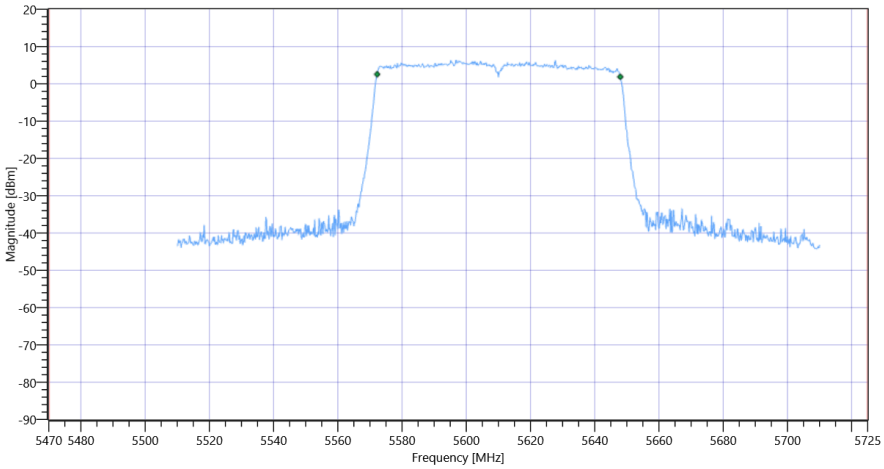

FCC 15.407, ISED RSS247 # Bandwidths 99PCT and 26dB ~ WLAN5Gx ac-VHT80 mode U-NII-2C

RESULT					
Test Description	Lower Limit	Upper Limit	Measured	Unit	Verdict
Bandwidth 20dB	---	---	81.8	MHz	INFO
T1 26dB	5470.000000	---	5569.2000	MHz	PASS since U-NII-3 is supported
T2 26dB	---	5725.000000	5651.0000	MHz	

Plot: Bandwidth only

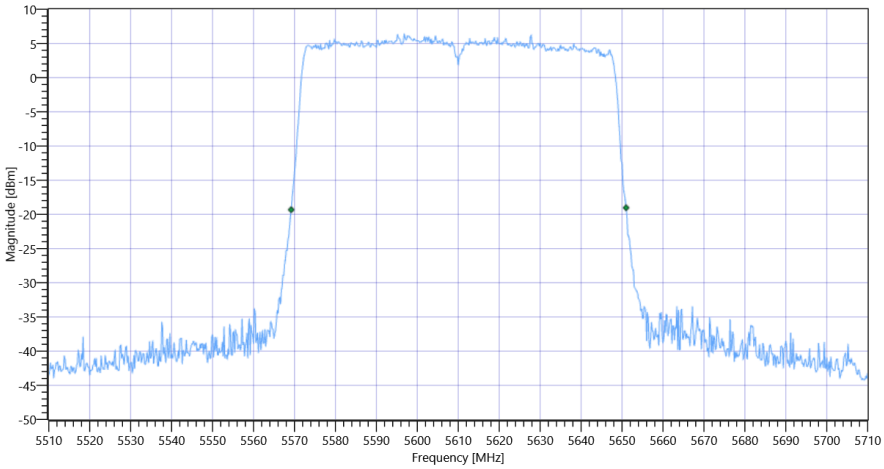

FCC 15.407, ISED RSS247 # Bandwidths 99PCT and 26dB ~ WLAN5Gx ac-VHT80 mode U-NII-2C 26dB

Plot: Bandwidth within Band

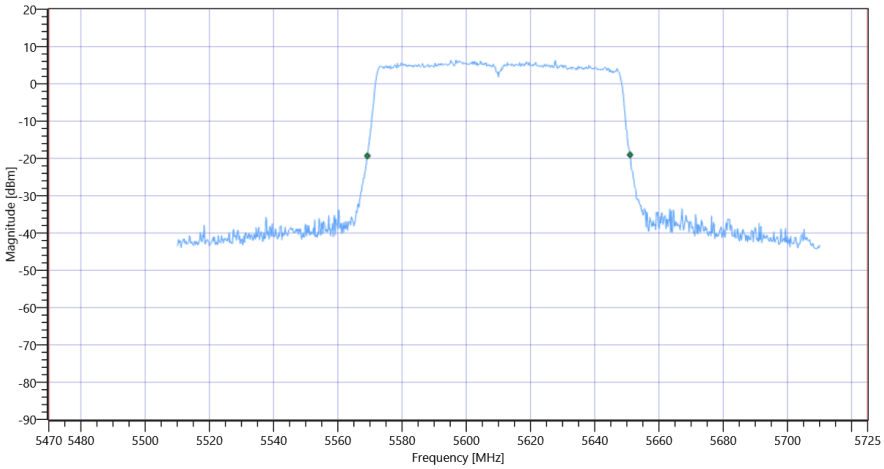

FCC 15.407, ISED RSS247 # Bandwidths 99PCT and 26dB ~ WLAN5Gx ac-VHT80 mode U-NII-2C

General verdict	PASS

FCC 15.407, ISED RSS247 # Bandwidths 99PCT and 26dB ~ WLAN5Gx ac-VHT80 mode U-NII-3

Test References	
TC Start	19.07.2022 10:38:15
Ambit Temp [°C] | Humidity [rel%]	26.5 | 38
System Version	3.2.0.2
Test Specification	FCC 15.407, ISED RSS247 -
Test Method	26dB Bandwidth KDB789033 D02, C.1 / ISED RSS-GEN
TC Version	0.0.1
My Description	FCC 15.407 Bandwidths - WLAN5Gx ac-VHT80 mode U-NII-3
Add. Information	

EUT Common Settings WLAN5Gx	
Number of Antenna Ports	2
User Interaction	No
Device Class UNII_1	Client

Test Parameter	
Technology to test	WLAN5Gx ac-VHT80 mode
Antenna Port used	1
Temperature	nom
Voltage	nom
Frequency low to test	False | Freq [MHz] 0
Frequency mid to test	True | Freq [MHz] 5775
Frequency high to test	False | Freq [MHz] 0
Auto Control enabled Power Supply | Climatic Box	No | No
Additional Path Loss [dB]	1.4
Switched Path	EUT - SignalingUnit - SpectrumAnalyzer

Test Equipment
Signal analyzer,Rohde&Schwarz,FSV-40,1307.9002K40/101042,3.70
Switch matrix,CTCadvanced,SPM-4 NI DAQ,28016133,NI

Test at TX 5775 MHz

RESULT: Reference Power cond.					
Test Description	Lower Limit	Upper Limit	Measured	Unit	Verdict
Ref. Power 1MHz/1MHz cond.	---	---	10.47	dBm	INFO
Ref. Frequency	---	---	5800.970	MHz	INFO

READ SA SETTINGS:	
RefLevel [dBm] | RefLevelOffset [dB] | InpAtt [dB]	18.47 | 18.76 | 15
Start [MHz] | Stop [MHz]	5675.000 | 5875.000
RBW [MHz] | VBW [MHz]	1.000000 | 5.000000
Detector | TraceMode	POS | MAXH
Sweep: Time [ms] | Count | Points per Section | Type	1 | 2500 | 1001 | SWE

RESULT					
Test Description	Lower Limit	Upper Limit	Measured	Unit	Verdict
Bandwidth 99%	---	---	76.124	MHz	INFO
T1 99%	5725.000000	---	5737.0380	MHz	PASS
T2 99%	---	5850.000000	5813.1618	MHz	PASS

Plot: Bandwidth only

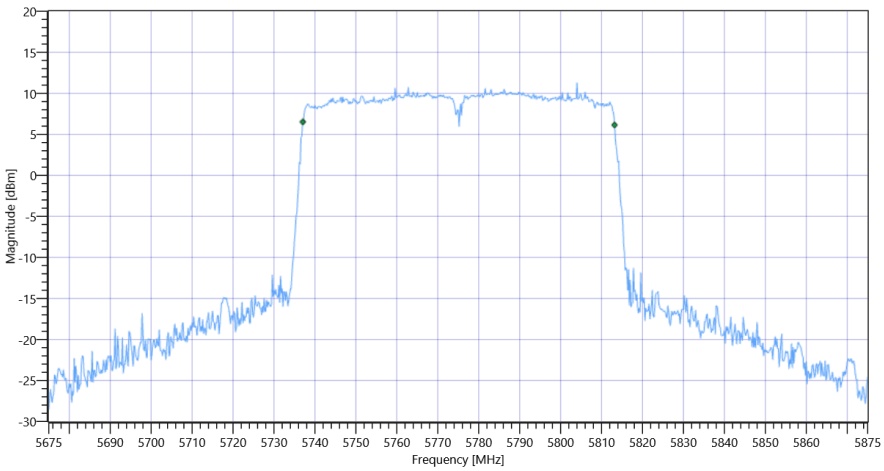

FCC 15.407, ISED RSS247 # Bandwidths 99PCT and 26dB ~ WLAN5Gx ac-VHT80 mode U-NII-3 99PCT

Plot: Bandwidth within Band

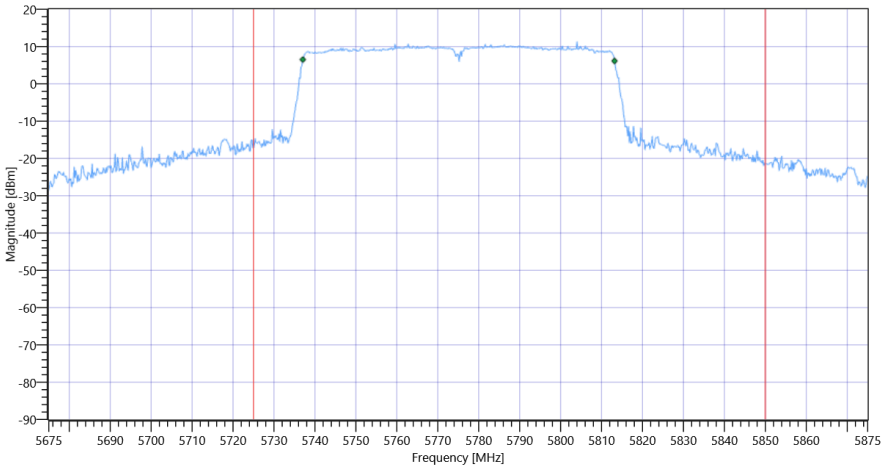

FCC 15.407, ISED RSS247 # Bandwidths 99PCT and 26dB ~ WLAN5Gx ac-VHT80 mode U-NII-3

RESULT					
Test Description	Lower Limit	Upper Limit	Measured	Unit	Verdict
Bandwidth 20dB	---	---	104.8	MHz	INFO
T1 26dB	5725.000000	---	5725.4000	MHz	PASS
T2 26dB	---	5850.000000	5830.2000	MHz	PASS

Plot: Bandwidth only

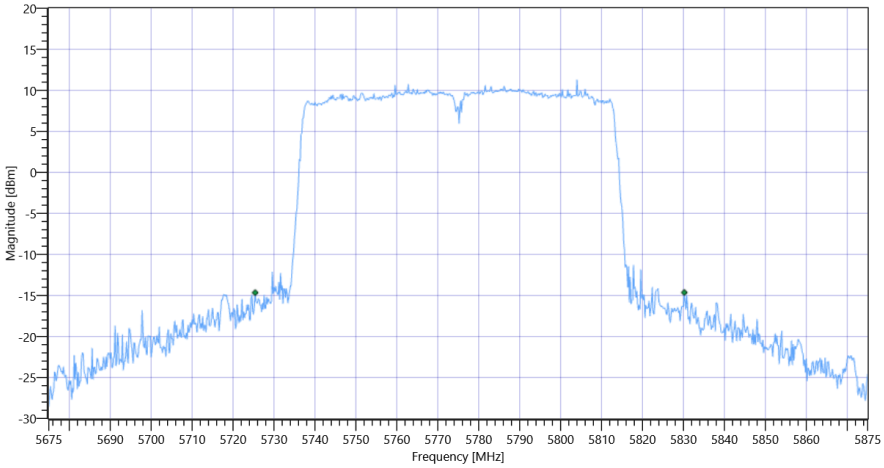

FCC 15.407, ISED RSS247 # Bandwidths 99PCT and 26dB ~ WLAN5Gx ac-VHT80 mode U-NII-3 26dB

Plot: Bandwidth within Band

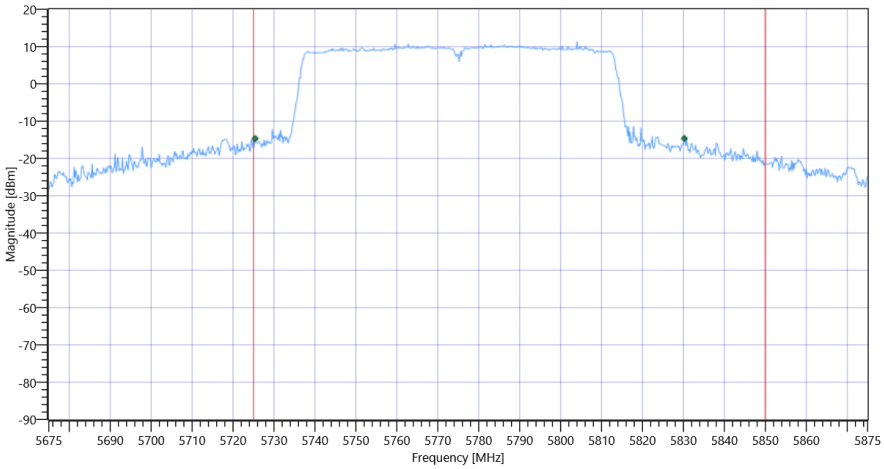

FCC 15.407, ISED RSS247 # Bandwidths 99PCT and 26dB ~ WLAN5Gx ac-VHT80 mode U-NII-3

General verdict	PASS

FCC 15.407, ISED RSS247 # Bandwidths 99PCT and 26dB ~ WLAN5Gx ac-VHT80 mode U-NII-3

Test References	
TC Start	19.07.2022 10:50:13
Ambit Temp [°C] | Humidity [rel%]	26.4 | 38
System Version	3.2.0.2
Test Specification	FCC 15.407, ISED RSS247 -
Test Method	26dB Bandwidth KDB789033 D02, C.1 / ISED RSS-GEN
TC Version	0.0.1
My Description	FCC 15.407 Bandwidths - WLAN5Gx ac-VHT80 mode U-NII-3
Add. Information	

EUT Common Settings WLAN5Gx	
Number of Antenna Ports	2
User Interaction	No
Device Class UNII_1	Client

Test Parameter	
Technology to test	WLAN5Gx ac-VHT80 mode
Antenna Port used	2
Temperature	nom
Voltage	nom
Frequency low to test	False | Freq [MHz] 0
Frequency mid to test	True | Freq [MHz] 5775
Frequency high to test	False | Freq [MHz] 0
Auto Control enabled Power Supply | Climatic Box	No | No
Additional Path Loss [dB]	1.4
Switched Path	EUT - SignalingUnit - SpectrumAnalyzer

Test Equipment
Signal analyzer,Rohde&Schwarz,FSV-40,1307.9002K40/101042,3.70
Switch matrix,CTCadvanced,SPM-4 NI DAQ,28016133,NI

Test at TX 5775 MHz

RESULT: Reference Power cond.					
Test Description	Lower Limit	Upper Limit	Measured	Unit	Verdict
Ref. Power 1MHz/1MHz cond.	---	---	9.68	dBm	INFO
Ref. Frequency	---	---	5744.030	MHz	INFO

READ SA SETTINGS:	
RefLevel [dBm] | RefLevelOffset [dB] | InpAtt [dB]	17.68 | 18.76 | 15
Start [MHz] | Stop [MHz]	5675.000 | 5875.000
RBW [MHz] | VBW [MHz]	1.000000 | 5.000000
Detector | TraceMode	POS | MAXH
Sweep: Time [ms] | Count | Points per Section | Type	1 | 2500 | 1001 | SWE

RESULT					
Test Description	Lower Limit	Upper Limit	Measured	Unit	Verdict
Bandwidth 99%	---	---	76.124	MHz	INFO
T1 99%	5725.000000	---	5737.0380	MHz	PASS
T2 99%	---	5850.000000	5813.1618	MHz	PASS

Plot: Bandwidth only

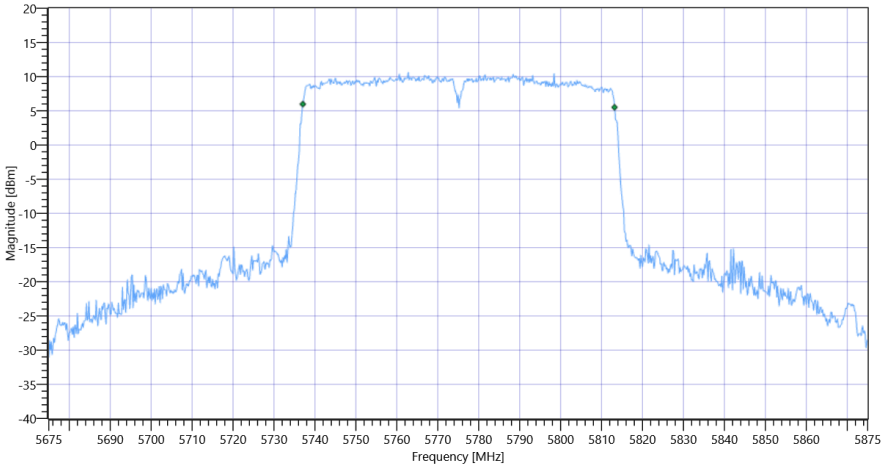

FCC 15.407, ISED RSS247 # Bandwidths 99PCT and 26dB ~ WLAN5Gx ac-VHT80 mode U-NII-3 99PCT

Plot: Bandwidth within Band

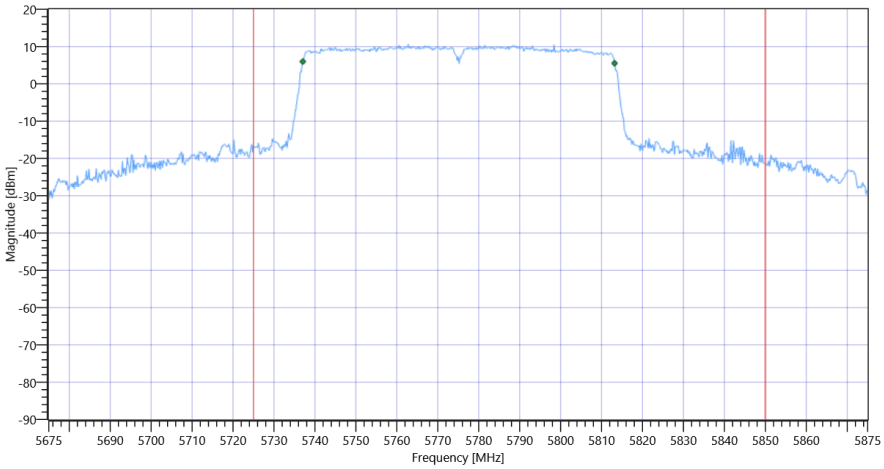

FCC 15.407, ISED RSS247 # Bandwidths 99PCT and 26dB ~ WLAN5Gx ac-VHT80 mode U-NII-3

RESULT					
Test Description	Lower Limit	Upper Limit	Measured	Unit	Verdict
Bandwidth 20dB	---	---	122	MHz	INFO
T1 26dB	5725.000000	---	5720.2000	MHz	DFS required
T2 26dB	---	5850.000000	5842.2000	MHz	PASS

Plot: Bandwidth only

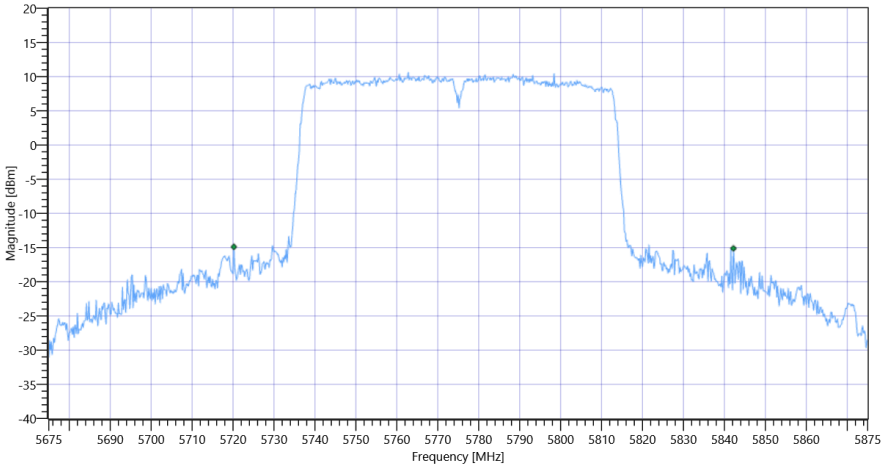

FCC 15.407, ISED RSS247 # Bandwidths 99PCT and 26dB ~ WLAN5Gx ac-VHT80 mode U-NII-3 26dB

Plot: Bandwidth within Band

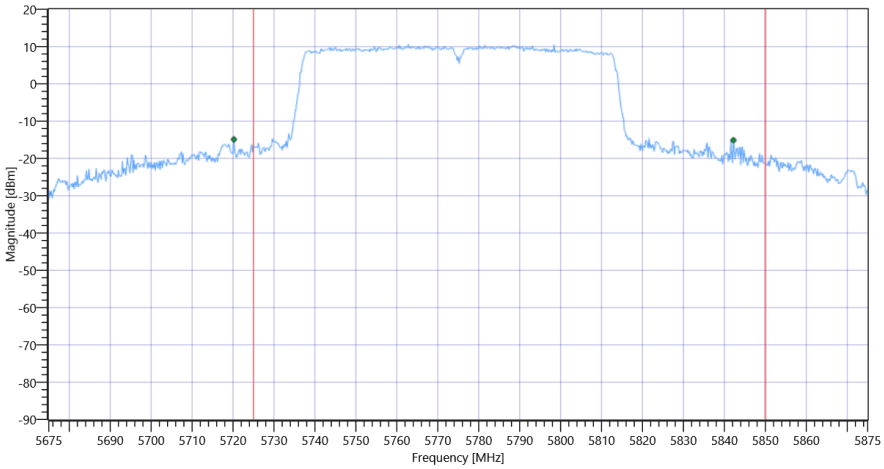

FCC 15.407, ISED RSS247 # Bandwidths 99PCT and 26dB ~ WLAN5Gx ac-VHT80 mode U-NII-3

General verdict	PASS

FCC 15.247 # Max output power and psd ~ WLAN5Gx ac-VHT80 mode U-NII-1

Test References	
TC Start	19.07.2022 09:16:15
Ambit Temp [°C] | Humidity [rel%]	25.5 | 39
System Version	3.2.0.2
Test Specification	FCC 15.247 -
Test Method	KDB789033 D02, F., E.2.e.
TC Version	0.0.1
My Description	FCC 15.407 Max Output Power & PSD - WLAN5Gx ac-VHT80 mode U-NII-1
Add. Information	

EUT Common Settings WLAN5Gx	
Number of Antenna Ports	2
User Interaction	No
Device Class UNII_1	Client

Test Parameter	
Technology to test	WLAN5Gx ac-VHT80 mode
Antenna Port used	1
Temperature	nom
Voltage	nom
Frequency low to test	False | Freq [MHz] 0
Frequency mid to test	True | Freq [MHz] 5210
Frequency high to test	False | Freq [MHz] 0
Auto Control enabled Power Supply | Climatic Box	No | No
Additional Path Loss [dB]	1.4
Switched Path	EUT - SignalingUnit - SpectrumAnalyzer

Test Equipment
Signal analyzer,Rohde&Schwarz,FSV-40,1307.9002K40/101042,3.70
Switch matrix,CTCadvanced,SPM-4 NI DAQ,28016133,NI

Test at TX 5210 MHz

RESULT: Reference Power cond.					
Test Description	Lower Limit	Upper Limit	Measured	Unit	Verdict
Ref. Power 1MHz/1MHz cond.	---	---	3.93	dBm	INFO
Ref. Frequency	---	---	5212.800	MHz	INFO

Evaluation max. Duty Cycle

Duty Cycle evaluation					
Test Description	Lower Limit	Upper Limit	Measured	Unit	Verdict
Result Summary					
Number of detected Bursts:156					
Duty Cycle (Burst Ratio) max	---	---	0.912	---	INFO
Duty Cycle max	---	---	0.4	dB	INFO
Duty Cycle (Burst Ratio) min	---	---	0.727	---	INFO
Duty Cycle min	---	---	1.385	dB	INFO
Max TX Burst Length	---	---	0.775	ms	INFO
Min Gap Length	---	---	0.075	ms	INFO
Max Gap Length	---	---	0.075	ms	INFO

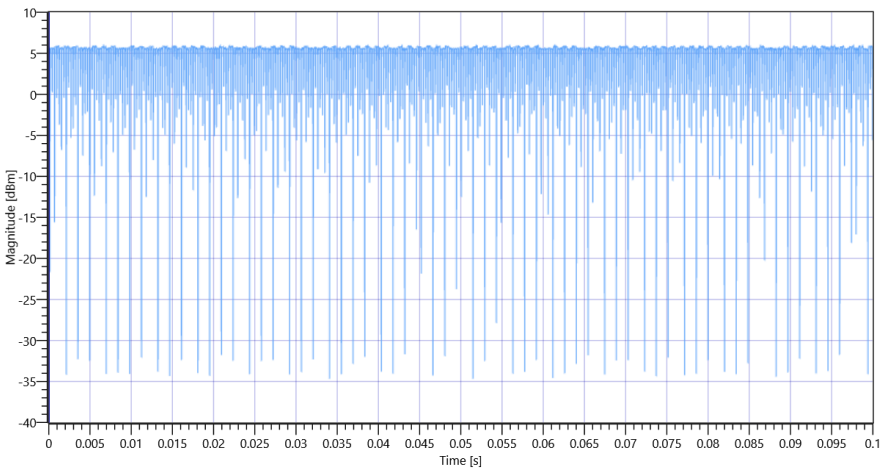

FCC 15.247 # Max output power and psd ~ WLAN5Gx ac-VHT80 mode U-NII-1 5210 MHz - DutyCycle

Evaluation Bandwidth

RESULT					
Test Description	Lower Limit	Upper Limit	Measured	Unit	Verdict
Bandwidth 26dB	---	---	81.6	MHz	INFO
T1 26dB	---	---	5169.2000	MHz	INFO
T2 26dB	---	---	5250.8000	MHz	INFO

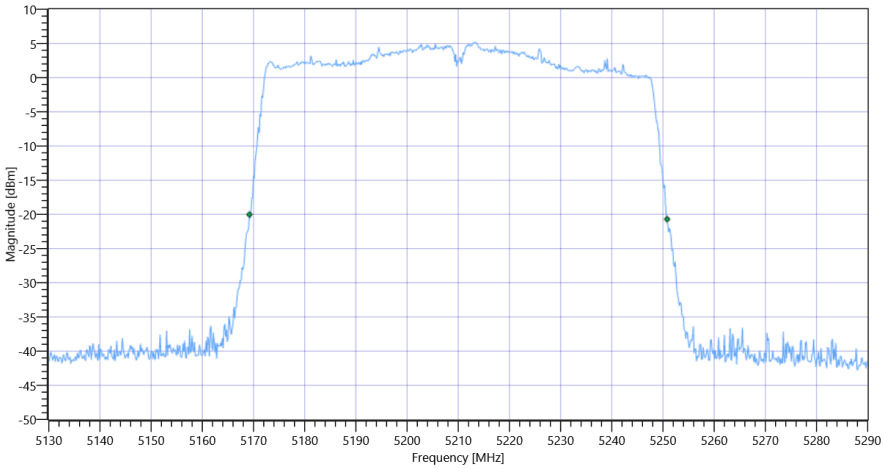

FCC 15.247 # Max output power and psd ~ WLAN5Gx ac-VHT80 mode U-NII-1_BW

Maximum Output Power

READ SA SETTINGS:	
RefLevel [dBm] | RefLevelOffset [dB] | InpAtt [dB]	15.93 | 17.99 | 15
Start [MHz] | Stop [MHz]	5130.000 | 5290.000
RBW [MHz] | VBW [MHz]	1.000000 | 3.000000
Detector | TraceMode	RMS | MAXH
Sweep: Time [ms] | Count | Points per Section | Type	107000 | 1 | 320 | SWE

RESULT					
Test Description	Lower Limit	Upper Limit	Measured	Unit	Verdict
Max Output Power	---	---	12.44	dBm	INFO
Duty Cycle Correction	---	---	1.38	dB	INFO
Limit absolute					
Max Output Power DC corrected	---	24	13.82	dBm	PASS
Limit by: 11 dBm + 10 log Bandwidth					
Max Output Power DC corrected	---	30.12	13.82	dBm	not applicable

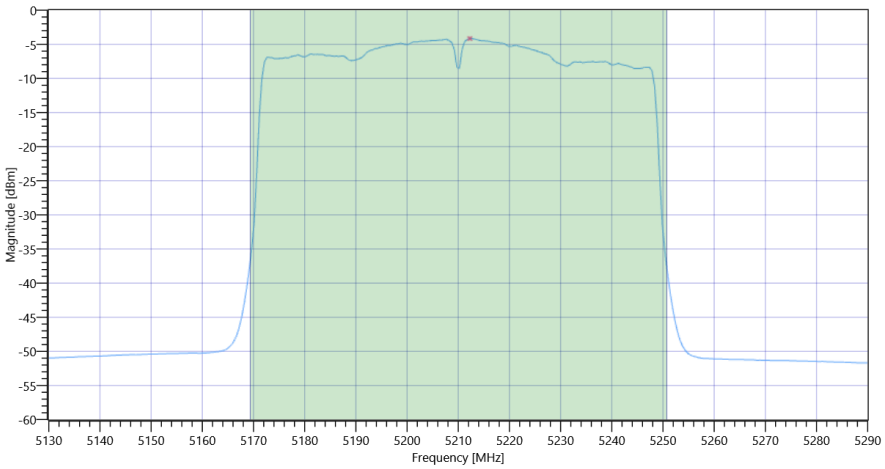

FCC 15.247 # Max output power and psd ~ WLAN5Gx ac-VHT80 mode U-NII-1 Max OP and PSD

Power Spectral Density

RESULT					
Test Description	Lower Limit	Upper Limit	Measured	Unit	Verdict
Power Spectral Density	---	---	-4.14	dBm/1MHz	INFO
Duty Cycle Correction	---	---	1.38	dB	INFO
Power Spectral Density DC corrected	---	11	-2.76	dBm/1MHz	PASS

General verdict	PASS

FCC 15.247 # Max output power and psd ~ WLAN5Gx ac-VHT80 mode U-NII-1

Test References	
TC Start	19.07.2022 09:23:44
Ambit Temp [°C] | Humidity [rel%]	25.7 | 39
System Version	3.2.0.2
Test Specification	FCC 15.247 -
Test Method	KDB789033 D02, F., E.2.e.
TC Version	0.0.1
My Description	FCC 15.407 Max Output Power & PSD - WLAN5Gx ac-VHT80 mode U-NII-1
Add. Information	

EUT Common Settings WLAN5Gx	
Number of Antenna Ports	2
User Interaction	No
Device Class UNII_1	Client

Test Parameter	
Technology to test	WLAN5Gx ac-VHT80 mode
Antenna Port used	2
Temperature	nom
Voltage	nom
Frequency low to test	False | Freq [MHz] 0
Frequency mid to test	True | Freq [MHz] 5210
Frequency high to test	False | Freq [MHz] 0
Auto Control enabled Power Supply | Climatic Box	No | No
Additional Path Loss [dB]	1.4
Switched Path	EUT - SignalingUnit - SpectrumAnalyzer

Test Equipment
Signal analyzer,Rohde&Schwarz,FSV-40,1307.9002K40/101042,3.70
Switch matrix,CTCadvanced,SPM-4 NI DAQ,28016133,NI

Test at TX 5210 MHz

RESULT: Reference Power cond.					
Test Description	Lower Limit	Upper Limit	Measured	Unit	Verdict
Ref. Power 1MHz/1MHz cond.	---	---	5.00	dBm	INFO
Ref. Frequency	---	---	5213.200	MHz	INFO

Evaluation max. Duty Cycle

Duty Cycle evaluation					
Test Description	Lower Limit	Upper Limit	Measured	Unit	Verdict
Result Summary					
Number of detected Bursts:155					
Duty Cycle (Burst Ratio) max	---	---	0.912	---	INFO
Duty Cycle max	---	---	0.4	dB	INFO
Duty Cycle (Burst Ratio) min	---	---	0.727	---	INFO
Duty Cycle min	---	---	1.385	dB	INFO
Max TX Burst Length	---	---	0.775	ms	INFO
Min Gap Length	---	---	0.075	ms	INFO
Max Gap Length	---	---	0.075	ms	INFO

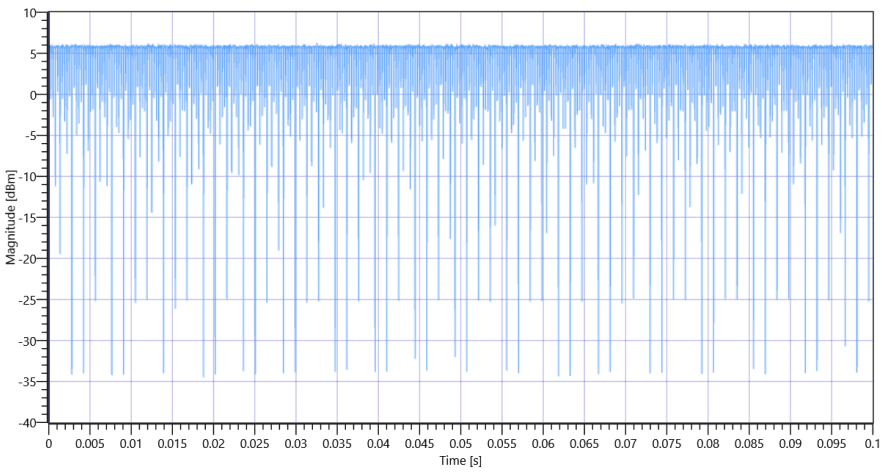

FCC 15.247 # Max output power and psd ~ WLAN5Gx ac-VHT80 mode U-NII-1 5210 MHz - DutyCycle

Evaluation Bandwidth

RESULT					
Test Description	Lower Limit	Upper Limit	Measured	Unit	Verdict
Bandwidth 26dB	---	---	81.12	MHz	INFO
T1 26dB	---	---	5169.5200	MHz	INFO
T2 26dB	---	---	5250.6400	MHz	INFO

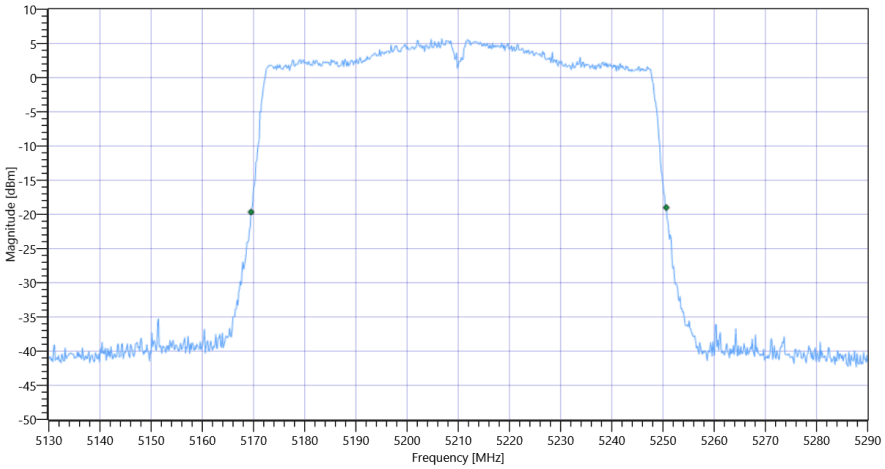

FCC 15.247 # Max output power and psd ~ WLAN5Gx ac-VHT80 mode U-NII-1_BW

Maximum Output Power

READ SA SETTINGS:	
RefLevel [dBm] | RefLevelOffset [dB] | InpAtt [dB]	17.00 | 17.99 | 15
Start [MHz] | Stop [MHz]	5130.000 | 5290.000
RBW [MHz] | VBW [MHz]	1.000000 | 3.000000
Detector | TraceMode	RMS | MAXH
Sweep: Time [ms] | Count | Points per Section | Type	107000 | 1 | 320 | SWE

RESULT					
Test Description	Lower Limit	Upper Limit	Measured	Unit	Verdict
Max Output Power	---	---	12.49	dBm	INFO
Duty Cycle Correction	---	---	1.38	dB	INFO
Limit absolute					
Max Output Power DC corrected	---	24	13.87	dBm	PASS
Limit by: 11 dBm + 10 log Bandwidth					
Max Output Power DC corrected	---	30.09	13.87	dBm	not applicable

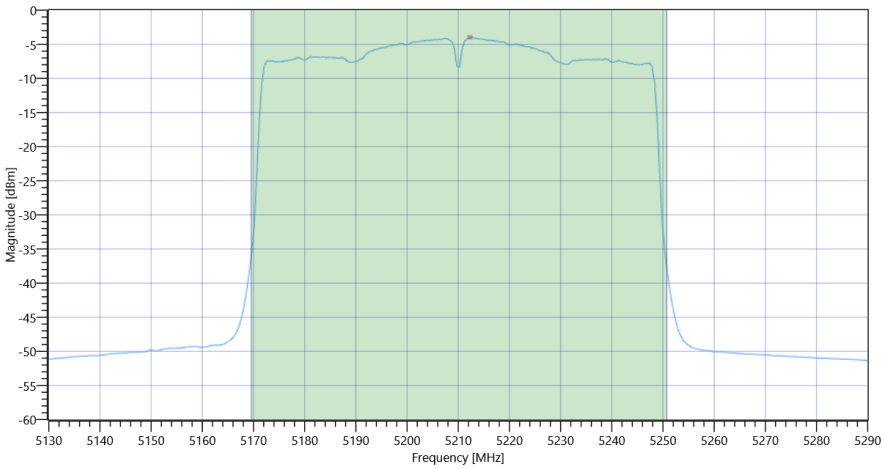

FCC 15.247 # Max output power and psd ~ WLAN5Gx ac-VHT80 mode U-NII-1 Max OP and PSD

Power Spectral Density

RESULT					
Test Description	Lower Limit	Upper Limit	Measured	Unit	Verdict
Power Spectral Density	---	---	-3.98	dBm/1MHz	INFO
Duty Cycle Correction	---	---	1.38	dB	INFO
Power Spectral Density DC corrected	---	11	-2.6	dBm/1MHz	PASS

General verdict	PASS

FCC 15.247 # Max output power and psd ~ WLAN5Gx ac-VHT80 mode U-NII-2A

Test References	
TC Start	19.07.2022 09:31:46
Ambit Temp [°C] | Humidity [rel%]	25.8 | 39
System Version	3.2.0.2
Test Specification	FCC 15.247 -
Test Method	KDB789033 D02, F., E.2.e.
TC Version	0.0.1
My Description	FCC 15.407 Max Output Power & PSD - WLAN5Gx ac-VHT80 mode U-NII-2A
Add. Information	

EUT Common Settings WLAN5Gx	
Number of Antenna Ports	2
User Interaction	No
Device Class UNII_1	Client

Test Parameter	
Technology to test	WLAN5Gx ac-VHT80 mode
Antenna Port used	1
Temperature	nom
Voltage	nom
Frequency low to test	False | Freq [MHz] 0
Frequency mid to test	True | Freq [MHz] 5290
Frequency high to test	False | Freq [MHz] 0
Auto Control enabled Power Supply | Climatic Box	No | No
Additional Path Loss [dB]	1.4
Switched Path	EUT - SignalingUnit - SpectrumAnalyzer

Test Equipment
Signal analyzer,Rohde&Schwarz,FSV-40,1307.9002K40/101042,3.70
Switch matrix,CTCadvanced,SPM-4 NI DAQ,28016133,NI

Test at TX 5290 MHz

RESULT: Reference Power cond.					
Test Description	Lower Limit	Upper Limit	Measured	Unit	Verdict
Ref. Power 1MHz/1MHz cond.	---	---	6.62	dBm	INFO
Ref. Frequency	---	---	5281.010	MHz	INFO

Evaluation max. Duty Cycle

Duty Cycle evaluation					
Test Description	Lower Limit	Upper Limit	Measured	Unit	Verdict
Result Summary					
Number of detected Bursts:150					
Duty Cycle (Burst Ratio) max	---	---	0.912	---	INFO
Duty Cycle max	---	---	0.4	dB	INFO
Duty Cycle (Burst Ratio) min	---	---	0.727	---	INFO
Duty Cycle min	---	---	1.385	dB	INFO
Max TX Burst Length	---	---	0.775	ms	INFO
Min Gap Length	---	---	0.075	ms	INFO
Max Gap Length	---	---	0.075	ms	INFO

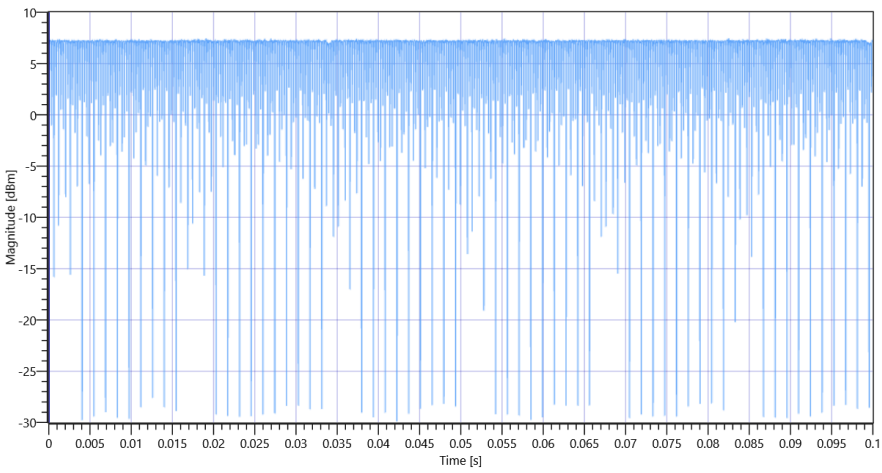

FCC 15.247 # Max output power and psd ~ WLAN5Gx ac-VHT80 mode U-NII-2A 5290 MHz - DutyCycle

Evaluation Bandwidth

RESULT					
Test Description	Lower Limit	Upper Limit	Measured	Unit	Verdict
Bandwidth 26dB	---	---	81.44	MHz	INFO
T1 26dB	---	---	5249.5200	MHz	INFO
T2 26dB	---	---	5330.9600	MHz	INFO

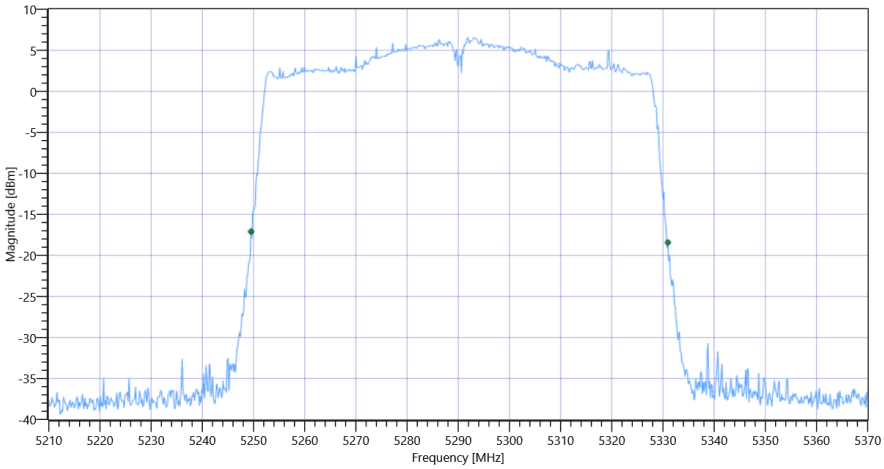

FCC 15.247 # Max output power and psd ~ WLAN5Gx ac-VHT80 mode U-NII-2A_BW

Maximum Output Power

READ SA SETTINGS:	
RefLevel [dBm] | RefLevelOffset [dB] | InpAtt [dB]	18.62 | 18.57 | 15
Start [MHz] | Stop [MHz]	5210.000 | 5370.000
RBW [MHz] | VBW [MHz]	1.000000 | 3.000000
Detector | TraceMode	RMS | MAXH
Sweep: Time [ms] | Count | Points per Section | Type	107000 | 1 | 320 | SWE

RESULT					
Test Description	Lower Limit	Upper Limit	Measured	Unit	Verdict
Max Output Power	---	---	13.71	dBm	INFO
Duty Cycle Correction	---	---	1.38	dB	INFO
Limit absolute					
Max Output Power DC corrected	---	24	15.09	dBm	PASS
Limit by: 11 dBm + 10 log Bandwidth					
Max Output Power DC corrected	---	30.11	15.09	dBm	PASS

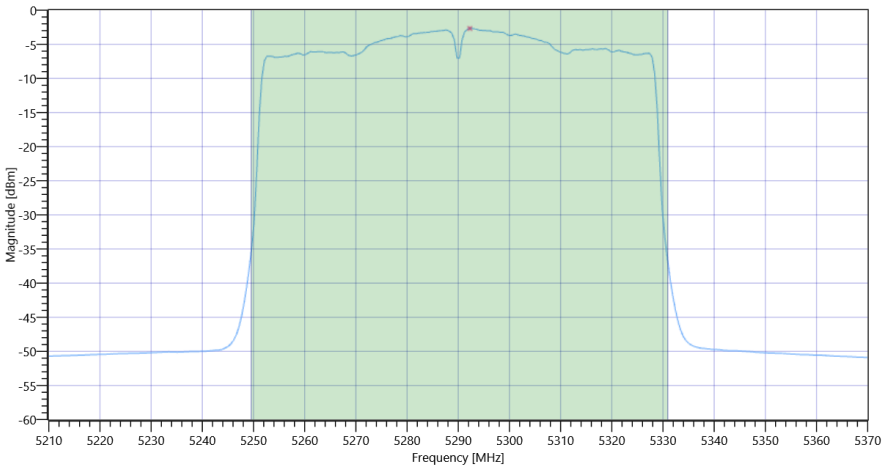

FCC 15.247 # Max output power and psd ~ WLAN5Gx ac-VHT80 mode U-NII-2A Max OP and PSD

Power Spectral Density

RESULT					
Test Description	Lower Limit	Upper Limit	Measured	Unit	Verdict
Power Spectral Density	---	---	-2.67	dBm/1MHz	INFO
Duty Cycle Correction	---	---	1.38	dB	INFO
Power Spectral Density DC corrected	---	11	-1.29	dBm/1MHz	PASS

General verdict	PASS

FCC 15.247 # Max output power and psd ~ WLAN5Gx ac-VHT80 mode U-NII-2A

Test References	
TC Start	19.07.2022 09:39:34
Ambit Temp [°C] | Humidity [rel%]	26.0 | 38
System Version	3.2.0.2
Test Specification	FCC 15.247 -
Test Method	KDB789033 D02, F., E.2.e.
TC Version	0.0.1
My Description	FCC 15.407 Max Output Power & PSD - WLAN5Gx ac-VHT80 mode U-NII-2A
Add. Information	

EUT Common Settings WLAN5Gx	
Number of Antenna Ports	2
User Interaction	No
Device Class UNII_1	Client

Test Parameter	
Technology to test	WLAN5Gx ac-VHT80 mode
Antenna Port used	2
Temperature	nom
Voltage	nom
Frequency low to test	False | Freq [MHz] 0
Frequency mid to test	True | Freq [MHz] 5290
Frequency high to test	False | Freq [MHz] 0
Auto Control enabled Power Supply | Climatic Box	No | No
Additional Path Loss [dB]	1.4
Switched Path	EUT - SignalingUnit - SpectrumAnalyzer

Test Equipment
Signal analyzer,Rohde&Schwarz,FSV-40,1307.9002K40/101042,3.70
Switch matrix,CTCadvanced,SPM-4 NI DAQ,28016133,NI

Test at TX 5290 MHz

RESULT: Reference Power cond.					
Test Description	Lower Limit	Upper Limit	Measured	Unit	Verdict
Ref. Power 1MHz/1MHz cond.	---	---	6.12	dBm	INFO
Ref. Frequency	---	---	5282.410	MHz	INFO

Evaluation max. Duty Cycle

Duty Cycle evaluation					
Test Description	Lower Limit	Upper Limit	Measured	Unit	Verdict
Result Summary					
Number of detected Bursts:156					
Duty Cycle (Burst Ratio) max	---	---	0.912	---	INFO
Duty Cycle max	---	---	0.4	dB	INFO
Duty Cycle (Burst Ratio) min	---	---	0.727	---	INFO
Duty Cycle min	---	---	1.385	dB	INFO
Max TX Burst Length	---	---	0.775	ms	INFO
Min Gap Length	---	---	0.075	ms	INFO
Max Gap Length	---	---	0.075	ms	INFO

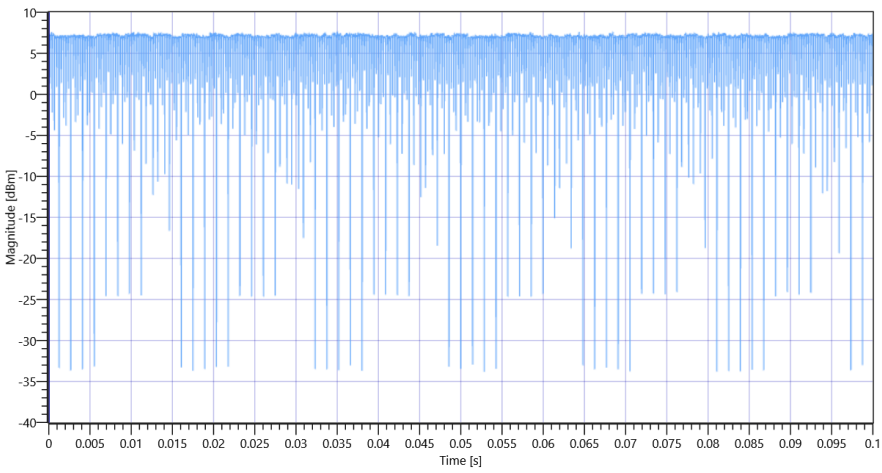

FCC 15.247 # Max output power and psd ~ WLAN5Gx ac-VHT80 mode U-NII-2A 5290 MHz - DutyCycle

Evaluation Bandwidth

RESULT					
Test Description	Lower Limit	Upper Limit	Measured	Unit	Verdict
Bandwidth 26dB	---	---	81.12	MHz	INFO
T1 26dB	---	---	5249.6800	MHz	INFO
T2 26dB	---	---	5330.8000	MHz	INFO

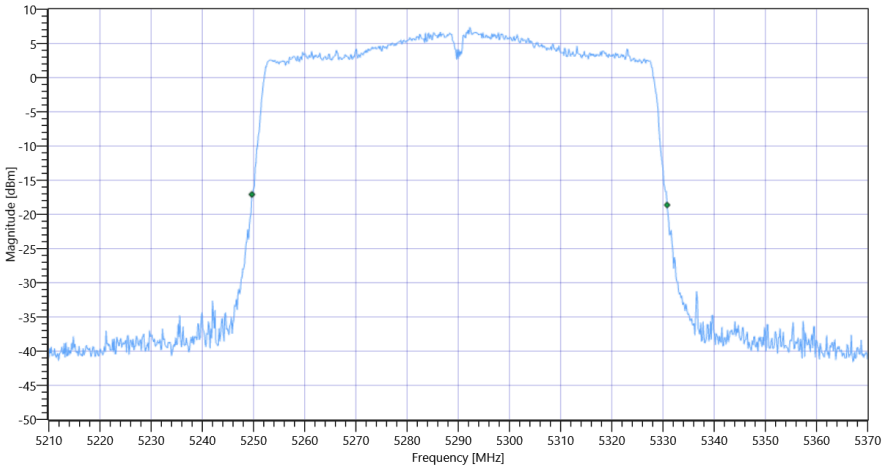

FCC 15.247 # Max output power and psd ~ WLAN5Gx ac-VHT80 mode U-NII-2A_BW

Maximum Output Power

READ SA SETTINGS:	
RefLevel [dBm] | RefLevelOffset [dB] | InpAtt [dB]	18.12 | 18.57 | 15
Start [MHz] | Stop [MHz]	5210.000 | 5370.000
RBW [MHz] | VBW [MHz]	1.000000 | 3.000000
Detector | TraceMode	RMS | MAXH
Sweep: Time [ms] | Count | Points per Section | Type	107000 | 1 | 320 | SWE

RESULT					
Test Description	Lower Limit	Upper Limit	Measured	Unit	Verdict
Max Output Power	---	---	13.73	dBm	INFO
Duty Cycle Correction	---	---	1.38	dB	INFO
Limit absolute					
Max Output Power DC corrected	---	24	15.11	dBm	PASS
Limit by: 11 dBm + 10 log Bandwidth					
Max Output Power DC corrected	---	30.09	15.11	dBm	PASS

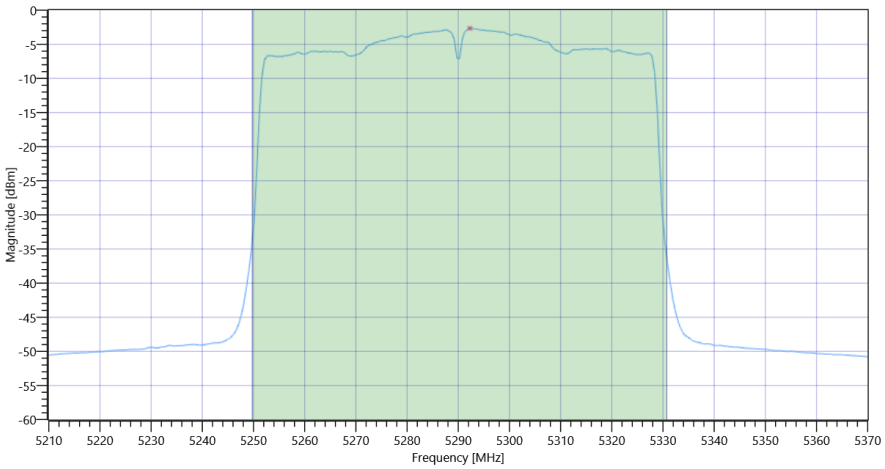

FCC 15.247 # Max output power and psd ~ WLAN5Gx ac-VHT80 mode U-NII-2A Max OP and PSD

Power Spectral Density

RESULT					
Test Description	Lower Limit	Upper Limit	Measured	Unit	Verdict
Power Spectral Density	---	---	-2.66	dBm/1MHz	INFO
Duty Cycle Correction	---	---	1.38	dB	INFO
Power Spectral Density DC corrected	---	11	-1.28	dBm/1MHz	PASS

General verdict	PASS

FCC 15.247 # Max output power and psd ~ WLAN5Gx ac-VHT80 mode U-NII-2C

Test References	
TC Start	19.07.2022 09:47:24
Ambit Temp [°C] | Humidity [rel%]	26.2 | 38
System Version	3.2.0.2
Test Specification	FCC 15.247 -
Test Method	KDB789033 D02, F., E.2.e.
TC Version	0.0.1
My Description	FCC 15.407 Max Output Power & PSD - WLAN5Gx ac-VHT80 mode U-NII-2C
Add. Information	

EUT Common Settings WLAN5Gx	
Number of Antenna Ports	2
User Interaction	No
Device Class UNII_1	Client

Test Parameter	
Technology to test	WLAN5Gx ac-VHT80 mode
Antenna Port used	1
Temperature	nom
Voltage	nom
Frequency low to test	True | Freq [MHz] 5530
Frequency mid to test	False | Freq [MHz] 5610
Frequency high to test	False | Freq [MHz] 5690
Auto Control enabled Power Supply | Climatic Box	No | No
Additional Path Loss [dB]	1.4
Switched Path	EUT - SignalingUnit - SpectrumAnalyzer

Test Equipment
Signal analyzer,Rohde&Schwarz,FSV-40,1307.9002K40/101042,3.70
Switch matrix,CTCadvanced,SPM-4 NI DAQ,28016133,NI

Test at TX 5530 MHz

RESULT: Reference Power cond.					
Test Description	Lower Limit	Upper Limit	Measured	Unit	Verdict
Ref. Power 1MHz/1MHz cond.	---	---	5.54	dBm	INFO
Ref. Frequency	---	---	5532.200	MHz	INFO

Evaluation max. Duty Cycle

Duty Cycle evaluation					
Test Description	Lower Limit	Upper Limit	Measured	Unit	Verdict
Result Summary					
Number of detected Bursts:152					
Duty Cycle (Burst Ratio) max	---	---	0.912	---	INFO
Duty Cycle max	---	---	0.4	dB	INFO
Duty Cycle (Burst Ratio) min	---	---	0.727	---	INFO
Duty Cycle min	---	---	1.385	dB	INFO
Max TX Burst Length	---	---	0.775	ms	INFO
Min Gap Length	---	---	0.075	ms	INFO
Max Gap Length	---	---	0.075	ms	INFO

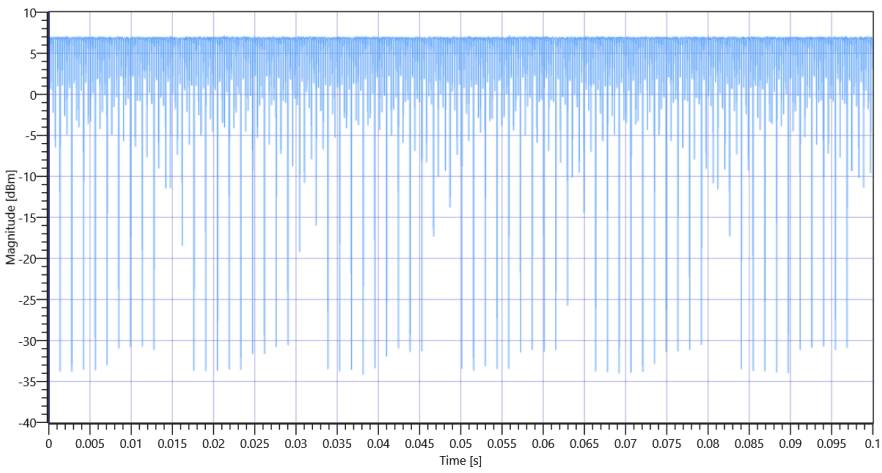

FCC 15.247 # Max output power and psd ~ WLAN5Gx ac-VHT80 mode U-NII-2C 5530 MHz - DutyCycle

Evaluation Bandwidth

RESULT					
Test Description	Lower Limit	Upper Limit	Measured	Unit	Verdict
Bandwidth 26dB	---	---	81.44	MHz	INFO
T1 26dB	---	---	5489.5200	MHz	INFO
T2 26dB	---	---	5570.9600	MHz	INFO

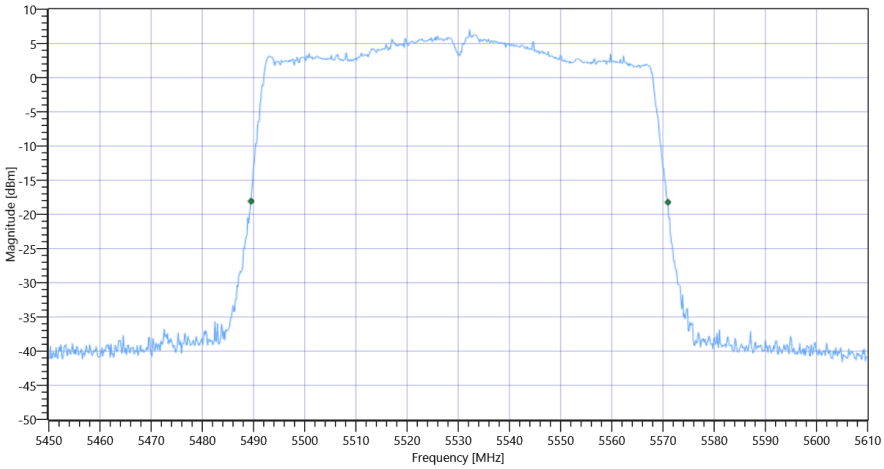

FCC 15.247 # Max output power and psd ~ WLAN5Gx ac-VHT80 mode U-NII-2C_BW

Maximum Output Power

READ SA SETTINGS:	
RefLevel [dBm] | RefLevelOffset [dB] | InpAtt [dB]	17.54 | 18.67 | 15
Start [MHz] | Stop [MHz]	5450.000 | 5610.000
RBW [MHz] | VBW [MHz]	1.000000 | 3.000000
Detector | TraceMode	RMS | MAXH
Sweep: Time [ms] | Count | Points per Section | Type	107000 | 1 | 320 | SWE

RESULT					
Test Description	Lower Limit	Upper Limit	Measured	Unit	Verdict
Max Output Power	---	---	13.53	dBm	INFO
Duty Cycle Correction	---	---	1.38	dB	INFO
Limit absolute					
Max Output Power DC corrected	---	24	14.91	dBm	PASS
Limit by: 11 dBm + 10 log Bandwidth					
Max Output Power DC corrected	---	30.11	14.91	dBm	PASS

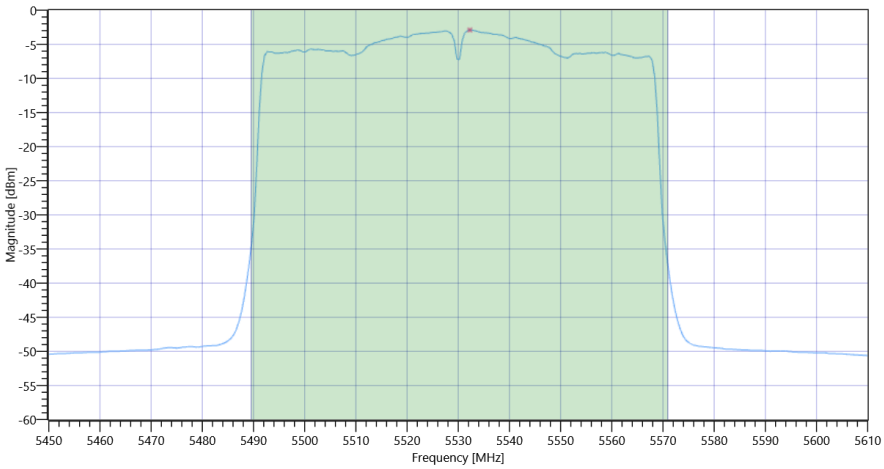

FCC 15.247 # Max output power and psd ~ WLAN5Gx ac-VHT80 mode U-NII-2C Max OP and PSD

Power Spectral Density

RESULT					
Test Description	Lower Limit	Upper Limit	Measured	Unit	Verdict
Power Spectral Density	---	---	-2.9	dBm/1MHz	INFO
Duty Cycle Correction	---	---	1.38	dB	INFO
Power Spectral Density DC corrected	---	11	-1.52	dBm/1MHz	PASS

General verdict	PASS

FCC 15.247 # Max output power and psd ~ WLAN5Gx ac-VHT80 mode U-NII-2C

Test References	
TC Start	19.07.2022 09:54:27
Ambit Temp [°C] | Humidity [rel%]	26.3 | 38
System Version	3.2.0.2
Test Specification	FCC 15.247 -
Test Method	KDB789033 D02, F., E.2.e.
TC Version	0.0.1
My Description	FCC 15.407 Max Output Power & PSD - WLAN5Gx ac-VHT80 mode U-NII-2C
Add. Information	

EUT Common Settings WLAN5Gx	
Number of Antenna Ports	2
User Interaction	No
Device Class UNII_1	Client

Test Parameter	
Technology to test	WLAN5Gx ac-VHT80 mode
Antenna Port used	2
Temperature	nom
Voltage	nom
Frequency low to test	True | Freq [MHz] 5530
Frequency mid to test	False | Freq [MHz] 5610
Frequency high to test	False | Freq [MHz] 5690
Auto Control enabled Power Supply | Climatic Box	No | No
Additional Path Loss [dB]	1.4
Switched Path	EUT - SignalingUnit - SpectrumAnalyzer

Test Equipment
Signal analyzer,Rohde&Schwarz,FSV-40,1307.9002K40/101042,3.70
Switch matrix,CTCadvanced,SPM-4 NI DAQ,28016133,NI

Test at TX 5530 MHz

RESULT: Reference Power cond.					
Test Description	Lower Limit	Upper Limit	Measured	Unit	Verdict
Ref. Power 1MHz/1MHz cond.	---	---	6.50	dBm	INFO
Ref. Frequency	---	---	5522.410	MHz	INFO

Evaluation max. Duty Cycle

Duty Cycle evaluation					
Test Description	Lower Limit	Upper Limit	Measured	Unit	Verdict
Result Summary					
Number of detected Bursts:157					
Duty Cycle (Burst Ratio) max	---	---	0.912	---	INFO
Duty Cycle max	---	---	0.4	dB	INFO
Duty Cycle (Burst Ratio) min	---	---	0.727	---	INFO
Duty Cycle min	---	---	1.385	dB	INFO
Max TX Burst Length	---	---	0.775	ms	INFO
Min Gap Length	---	---	0.075	ms	INFO
Max Gap Length	---	---	0.075	ms	INFO

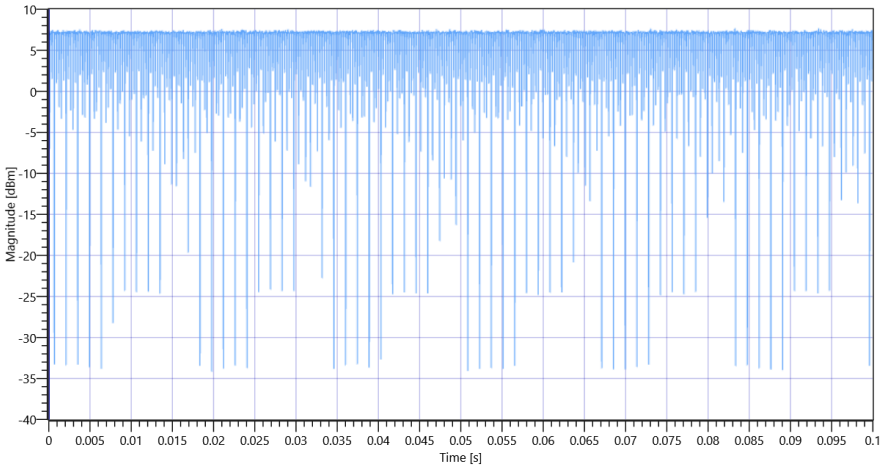

FCC 15.247 # Max output power and psd ~ WLAN5Gx ac-VHT80 mode U-NII-2C 5530 MHz - DutyCycle

Evaluation Bandwidth

RESULT					
Test Description	Lower Limit	Upper Limit	Measured	Unit	Verdict
Bandwidth 26dB	---	---	81.12	MHz	INFO
T1 26dB	---	---	5489.5200	MHz	INFO
T2 26dB	---	---	5570.6400	MHz	INFO

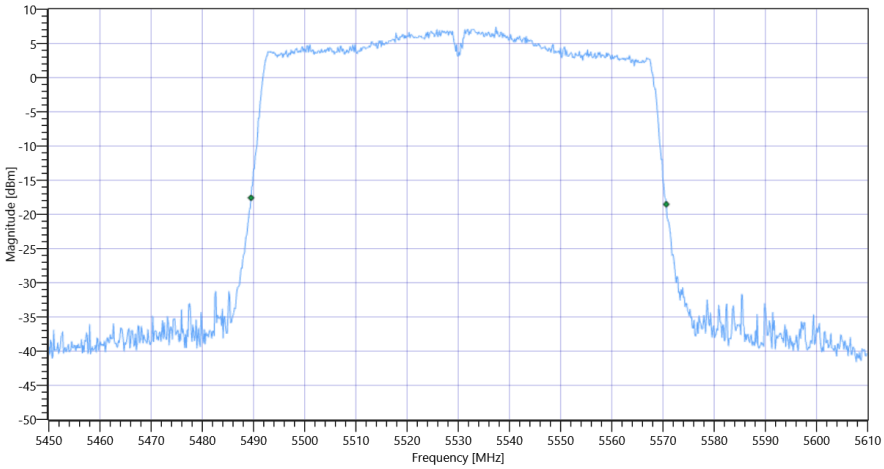

FCC 15.247 # Max output power and psd ~ WLAN5Gx ac-VHT80 mode U-NII-2C_BW

Maximum Output Power

READ SA SETTINGS:	
RefLevel [dBm] | RefLevelOffset [dB] | InpAtt [dB]	18.50 | 18.67 | 15
Start [MHz] | Stop [MHz]	5450.000 | 5610.000
RBW [MHz] | VBW [MHz]	1.000000 | 3.000000
Detector | TraceMode	RMS | MAXH
Sweep: Time [ms] | Count | Points per Section | Type	107000 | 1 | 320 | SWE

RESULT					
Test Description	Lower Limit	Upper Limit	Measured	Unit	Verdict
Max Output Power	---	---	14.01	dBm	INFO
Duty Cycle Correction	---	---	1.38	dB	INFO
Limit absolute					
Max Output Power DC corrected	---	24	15.39	dBm	PASS
Limit by: 11 dBm + 10 log Bandwidth					
Max Output Power DC corrected	---	30.09	15.39	dBm	PASS

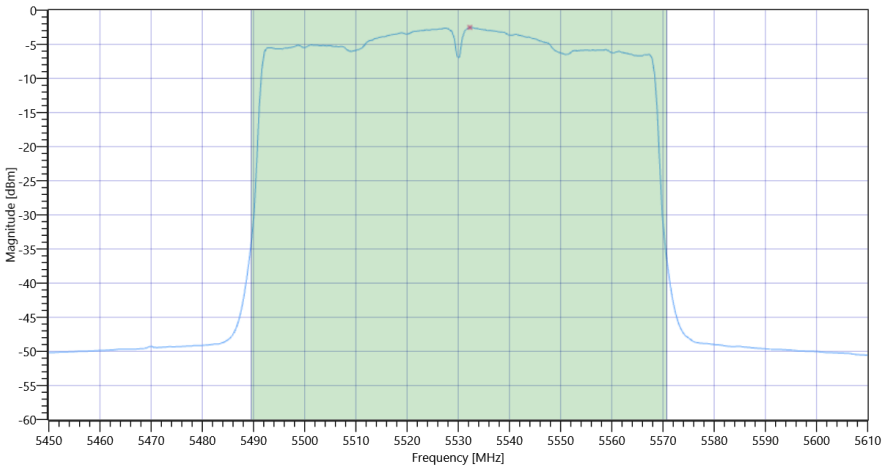

FCC 15.247 # Max output power and psd ~ WLAN5Gx ac-VHT80 mode U-NII-2C Max OP and PSD

Power Spectral Density

RESULT					
Test Description	Lower Limit	Upper Limit	Measured	Unit	Verdict
Power Spectral Density	---	---	-2.53	dBm/1MHz	INFO
Duty Cycle Correction	---	---	1.38	dB	INFO
Power Spectral Density DC corrected	---	11	-1.15	dBm/1MHz	PASS

General verdict	PASS

FCC 15.247 # Max output power and psd ~ WLAN5Gx ac-VHT80 mode U-NII-2C

Test References	
TC Start	19.07.2022 10:02:07
Ambit Temp [°C] | Humidity [rel%]	26.4 | 38
System Version	3.2.0.2
Test Specification	FCC 15.247 -
Test Method	KDB789033 D02, F., E.2.e.
TC Version	0.0.1
My Description	FCC 15.407 Max Output Power & PSD - WLAN5Gx ac-VHT80 mode U-NII-2C
Add. Information	

EUT Common Settings WLAN5Gx	
Number of Antenna Ports	2
User Interaction	No
Device Class UNII_1	Client

Test Parameter	
Technology to test	WLAN5Gx ac-VHT80 mode
Antenna Port used	1
Temperature	nom
Voltage	nom
Frequency low to test	False | Freq [MHz] 5530
Frequency mid to test	True | Freq [MHz] 5610
Frequency high to test	False | Freq [MHz] 5690
Auto Control enabled Power Supply | Climatic Box	No | No
Additional Path Loss [dB]	1.4
Switched Path	EUT - SignalingUnit - SpectrumAnalyzer

Test Equipment
Signal analyzer,Rohde&Schwarz,FSV-40,1307.9002K40/101042,3.70
Switch matrix,CTCadvanced,SPM-4 NI DAQ,28016133,NI