Measurement Results

No.1-4095/22-01-05_Annex_MR_A4

Test logging

This document is electronically signed and valid without handwritten signature.
For verification of the electronic signatures, the public keys can be requested at the testing laboratory.

Document authorized:	Test/s performed:
p.o. cn=Marco Bertolino, o=CTC advanced GmbH, ou=BTL-211209, email=marco.bertolino@ctcadvanced.com, c=DE 2022.09.02 13:37:37 +02'00'	cn=Andreas Kurzkurt, o=CTC advanced GmbH, ou=KZK-200114, email=Andreas.Kurzkurt@ctcadvanced.com, c=DE
Michael Dorongovski Lab Manager Radio Communications	Andreas Kurzkurt Testing Manager Radio Communications

Table of Content

EUT Information 4
FCC 15.407, ISED RSS247 # Bandwidths 99PCT and 26dB ~ WLAN5Gx ax-HE20 U-NII-2A 5
FCC 15.407, ISED RSS247 # Bandwidths 99PCT and 26dB ~ WLAN5Gx ax-HE20 U-NII-2A 9
FCC 15.407, ISED RSS247 # Bandwidths 99PCT and 26dB ~ WLAN5Gx ax-HE20 U-NII-2A 13
FCC 15.407, ISED RSS247 # Bandwidths 99PCT and 26dB ~ WLAN5Gx ax-HE20 U-NII-2C 17
FCC 15.407, ISED RSS247 # Bandwidths 99PCT and 26dB ~ WLAN5Gx ax-HE20 U-NII-2C 21
FCC 15.407, ISED RSS247 # Bandwidths 99PCT and 26dB ~ WLAN5Gx ax-HE20 U-NII-2C 25
FCC 15.407, ISED RSS247 # Bandwidths 99PCT and 26dB ~ WLAN5Gx ax-HE20 U-NII-3 29
FCC 15.407, ISED RSS247 # Bandwidths 99PCT and 26dB ~ WLAN5Gx ax-HE20 U-NII-3 33
FCC 15.407, ISED RSS247 # Bandwidths 99PCT and 26dB ~ WLAN5Gx ax-HE20 U-NII-3 37
FCC 15.407, ISED RSS247 # Bandwidths 99PCT and 26dB ~ WLAN5Gx ax-HE20 U-NII-2A 41
FCC 15.407, ISED RSS247 # Bandwidths 99PCT and 26dB ~ WLAN5Gx ax-HE20 U-NII-2A 45
FCC 15.407, ISED RSS247 # Bandwidths 99PCT and 26dB ~ WLAN5Gx ax-HE20 U-NII-2A 49
FCC 15.407, ISED RSS247 # Bandwidths 99PCT and 26dB ~ WLAN5Gx ax-HE20 U-NII-2C 53
FCC 15.407, ISED RSS247 # Bandwidths 99PCT and 26dB ~ WLAN5Gx ax-HE20 U-NII-2C 57
FCC 15.407, ISED RSS247 # Bandwidths 99PCT and 26dB ~ WLAN5Gx ax-HE20 U-NII-2C 61
FCC 15.407, ISED RSS247 # Bandwidths 99PCT and 26dB ~ WLAN5Gx ax-HE20 U-NII-3 65
FCC 15.407, ISED RSS247 # Bandwidths 99PCT and 26dB ~ WLAN5Gx ax-HE20 U-NII-3 69
FCC 15.407, ISED RSS247 # Bandwidths 99PCT and 26dB ~ WLAN5Gx ax-HE20 U-NII-3 73
FCC 15.407, ISED RSS247 # Bandwidths 99PCT and 26dB ~ WLAN5Gx ax-HE20 U-NII-1 77
FCC 15.407, ISED RSS247 # Bandwidths 99PCT and 26dB ~ WLAN5Gx ax-HE20 U-NII-1 81
FCC 15.407, ISED RSS247 # Bandwidths 99PCT and 26dB ~ WLAN5Gx ax-HE20 U-NII-1 85
FCC 15.407, ISED RSS247 # Bandwidths 99PCT and 26dB ~ WLAN5Gx ax-HE20 U-NII-1 89
FCC 15.407, ISED RSS247 # Bandwidths 99PCT and 26dB ~ WLAN5Gx ax-HE20 U-NII-1 93
FCC 15.407, ISED RSS247 # Bandwidths 99PCT and 26dB ~ WLAN5Gx ax-HE20 U-NII-1 97
FCC 15.247 # Max output power and psd ~ WLAN5Gx ax-HE20 U-NII-2A 101
FCC 15.247 # Max output power and psd ~ WLAN5Gx ax-HE20 U-NII-2A 105
FCC 15.247 # Max output power and psd ~ WLAN5Gx ax-HE20 U-NII-2A 109
FCC 15.247 # Max output power and psd ~ WLAN5Gx ax-HE20 U-NII-2C 113
FCC 15.247 # Max output power and psd ~ WLAN5Gx ax-HE20 U-NII-2C 117
FCC 15.247 # Max output power and psd ~ WLAN5Gx ax-HE20 U-NII-2C 121
FCC 15.247 # Max output power and psd ~ WLAN5Gx ax-HE20 U-NII-3 125
FCC 15.247 # Max output power and psd ~ WLAN5Gx ax-HE20 U-NII-3 129
FCC 15.247 # Max output power and psd ~ WLAN5Gx ax-HE20 U-NII-3 133
FCC 15.247 # Max output power and psd ~ WLAN5Gx ax-HE20 U-NII-2A 137
FCC 15.247 # Max output power and psd ~ WLAN5Gx ax-HE20 U-NII-2A 141
FCC 15.247 # Max output power and psd ~ WLAN5Gx ax-HE20 U-NII-2A 145
FCC 15.247 # Max output power and psd ~ WLAN5Gx ax-HE20 U-NII-2C 149
FCC 15.247 # Max output power and psd ~ WLAN5Gx ax-HE20 U-NII-2C 153
FCC 15.247 # Max output power and psd ~ WLAN5Gx ax-HE20 U-NII-2C 157
FCC 15.247 # Max output power and psd ~ WLAN5Gx ax-HE20 U-NII-3 161
FCC 15.247 # Max output power and psd ~ WLAN5Gx ax-HE20 U-NII-3 165
FCC 15.247 # Max output power and psd ~ WLAN5Gx ax-HE20 U-NII-3 169

FCC 15.247 # Max output power and psd ~ WLAN5Gx ax-HE20 U-NII-1 173
FCC 15.247 # Max output power and psd ~ WLAN5Gx ax-HE20 U-NII-1 177
FCC 15.247 # Max output power and psd ~ WLAN5Gx ax-HE20 U-NII-1 181
FCC 15.247 # Max output power and psd ~ WLAN5Gx ax-HE20 U-NII-1 185
FCC 15.247 # Max output power and psd ~ WLAN5Gx ax-HE20 U-NII-1 189
FCC 15.247 # Max output power and psd ~ WLAN5Gx ax-HE20 U-NII-1 193
FCC 15.407, ISED RSS247 # Minimum emission bandwidth ~ WLAN5Gx ax-HE20 U-NII-3 197
FCC 15.407, ISED RSS247 # Minimum emission bandwidth ~ WLAN5Gx ax-HE20 U-NII-3 199
FCC 15.407, ISED RSS247 # Minimum emission bandwidth ~ WLAN5Gx ax-HE20 U-NII-3 201
FCC 15.407, ISED RSS247 # Minimum emission bandwidth ~ WLAN5Gx ax-HE20 U-NII-3 203
FCC 15.407, ISED RSS247 # Minimum emission bandwidth ~ WLAN5Gx ax-HE20 U-NII-3 205
FCC 15.407, ISED RSS247 # Minimum emission bandwidth ~ WLAN5Gx ax-HE20 U-NII-3 207

EUT Information

EUT DEFINITION	
Manufacturer	Sagemcom
Type	DIW377 ALT US
Serial Number	622172052818
Setup Number	1.0
Version SW	NI
Version FW	NI
Version HW	NI
Comment 1	
Comment 2	
Temperature [°C] Min	-5
Temperature [°C] Nom	20
Temperature [°C] Max	45
Voltage [V] Min	110
Voltage [V] Nom	115
Voltage [V] Max	127

FCC 15.407, ISED RSS247 # Bandwidths 99PCT and 26dB ~ WLAN5Gx ax-HE20 U-NII-2A

Test References	
TC Start	15.07.2022 09:07:37
Ambit Temp [°C] | Humidity [rel%]	23.6 | 42
System Version	3.2.0.2
Test Specification	FCC 15.407, ISED RSS247 -
Test Method	26dB Bandwidth KDB789033 D02, C.1 / ISED RSS-GEN
TC Version	0.0.1
My Description	FCC 15.407 Bandwidths - WLAN5Gx ax-HE20 U-NII-2A
Add. Information	

EUT Common Settings WLAN5Gx	
Number of Antenna Ports	2
User Interaction	No
Device Class UNII_1	Client

Test Parameter	
Technology to test	WLAN5Gx ax-HE20
Antenna Port used	1
Temperature	nom
Voltage	nom
Frequency low to test	True | Freq [MHz] 5260
Frequency mid to test	False | Freq [MHz] 5280
Frequency high to test	False | Freq [MHz] 5320
Auto Control enabled Power Supply | Climatic Box	No | No
Additional Path Loss [dB]	1.4
Switched Path	EUT - SignalingUnit - SpectrumAnalyzer

Test Equipment
Signal analyzer,Rohde&Schwarz,FSV-40,1307.9002K40/101042,3.70
Switch matrix,CTCadvanced,SPM-4 NI DAQ,28016133,NI

Test at TX 5260 MHz

RESULT: Reference Power cond.					
Test Description	Lower Limit	Upper Limit	Measured	Unit	Verdict
Ref. Power 1MHz/1MHz cond.	---	---	12.62	dBm	INFO
Ref. Frequency	---	---	5263.000	MHz	INFO

READ SA SETTINGS:	
RefLevel [dBm] | RefLevelOffset [dB] | InpAtt [dB]	20.62 | 18.82 | 20
Start [MHz] | Stop [MHz]	5235.000 | 5285.000
RBW [MHz] | VBW [MHz]	0.300000 | 1.000000
Detector | TraceMode	POS | MAXH
Sweep: Time [ms] | Count | Points per Section | Type	1 | 2500 | 1001 | SWE

RESULT					
Test Description	Lower Limit	Upper Limit	Measured	Unit	Verdict
Bandwidth 99%	---	---	19.181	MHz	INFO
T1 99%	5250.000000	---	5250.4595	MHz	PASS since U-NII-1 is supported
T2 99%	---	5350.000000	5269.6404	MHz	PASS

Plot: Bandwidth only

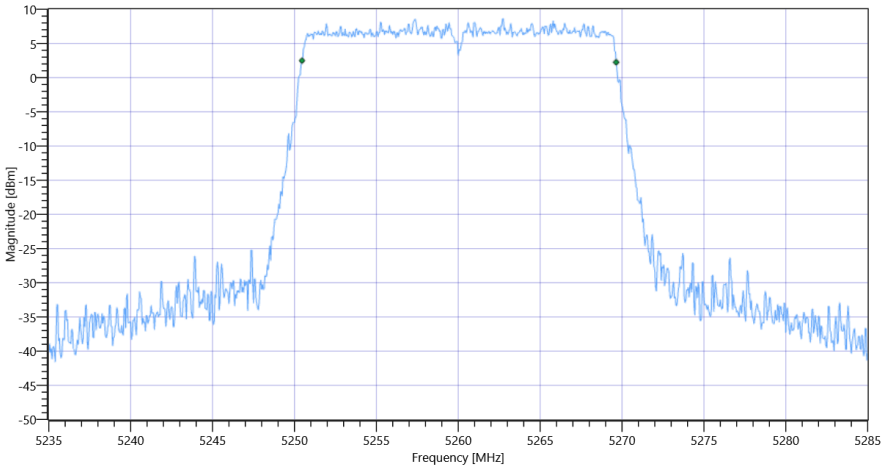

FCC 15.407, ISED RSS247 # Bandwidths 99PCT and 26dB ~ WLAN5Gx ax-HE20 U-NII-2A 99PCT

Plot: Bandwidth within Band

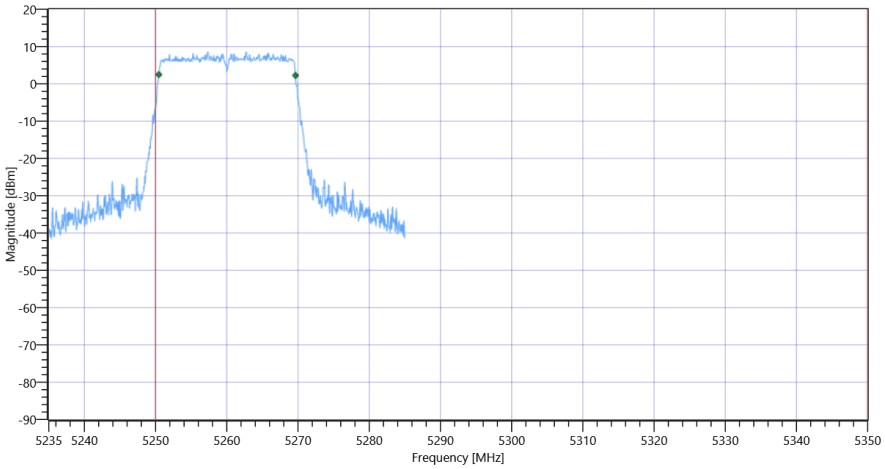

FCC 15.407, ISED RSS247 # Bandwidths 99PCT and 26dB ~ WLAN5Gx ax-HE20 U-NII-2A

RESULT					
Test Description	Lower Limit	Upper Limit	Measured	Unit	Verdict
Bandwidth 20dB	---	---	21.75	MHz	INFO
T1 26dB	5250.000000	---	5249.1500	MHz	PASS since U-NII-1 is supported
T2 26dB	---	5350.000000	5270.9000	MHz	PASS

Plot: Bandwidth only

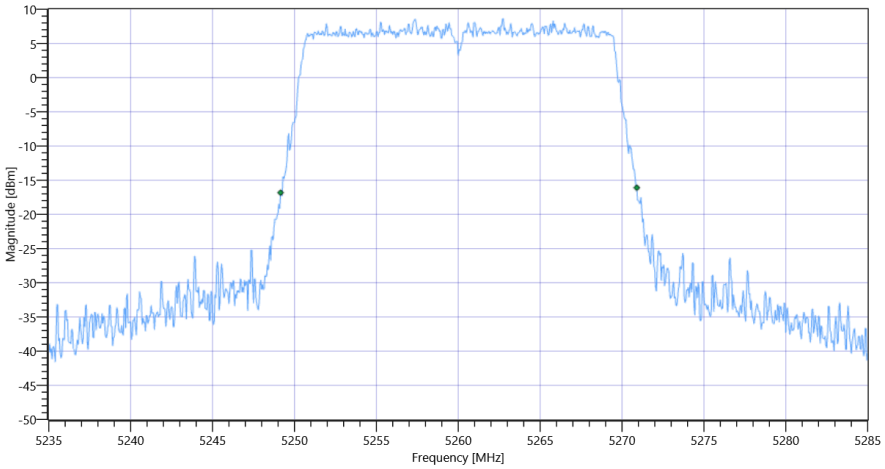

FCC 15.407, ISED RSS247 # Bandwidths 99PCT and 26dB ~ WLAN5Gx ax-HE20 U-NII-2A 26dB

Plot: Bandwidth within Band

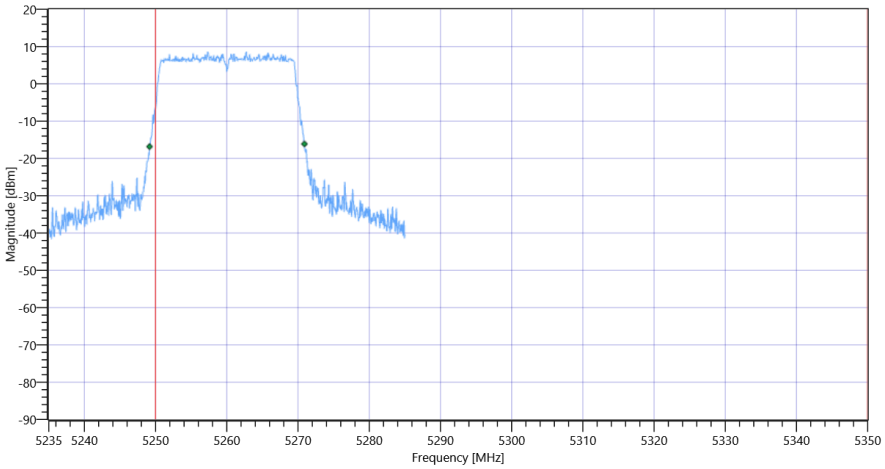

FCC 15.407, ISED RSS247 # Bandwidths 99PCT and 26dB ~ WLAN5Gx ax-HE20 U-NII-2A

General verdict	PASS

FCC 15.407, ISED RSS247 # Bandwidths 99PCT and 26dB ~ WLAN5Gx ax-HE20 U-NII-2A

Test References	
TC Start	15.07.2022 09:13:32
Ambit Temp [°C] | Humidity [rel%]	23.6 | 42
System Version	3.2.0.2
Test Specification	FCC 15.407, ISED RSS247 -
Test Method	26dB Bandwidth KDB789033 D02, C.1 / ISED RSS-GEN
TC Version	0.0.1
My Description	FCC 15.407 Bandwidths - WLAN5Gx ax-HE20 U-NII-2A
Add. Information	

EUT Common Settings WLAN5Gx	
Number of Antenna Ports	2
User Interaction	No
Device Class UNII_1	Client

Test Parameter	
Technology to test	WLAN5Gx ax-HE20
Antenna Port used	1
Temperature	nom
Voltage	nom
Frequency low to test	False | Freq [MHz] 5260
Frequency mid to test	True | Freq [MHz] 5280
Frequency high to test	False | Freq [MHz] 5320
Auto Control enabled Power Supply | Climatic Box	No | No
Additional Path Loss [dB]	1.4
Switched Path	EUT - SignalingUnit - SpectrumAnalyzer

Test Equipment
Signal analyzer,Rohde&Schwarz,FSV-40,1307.9002K40/101042,3.70
Switch matrix,CTCadvanced,SPM-4 NI DAQ,28016133,NI

Test at TX 5280 MHz

RESULT: Reference Power cond.					
Test Description	Lower Limit	Upper Limit	Measured	Unit	Verdict
Ref. Power 1MHz/1MHz cond.	---	---	12.85	dBm	INFO
Ref. Frequency	---	---	5287.990	MHz	INFO

READ SA SETTINGS:	
RefLevel [dBm] | RefLevelOffset [dB] | InpAtt [dB]	20.85 | 18.69 | 20
Start [MHz] | Stop [MHz]	5255.000 | 5305.000
RBW [MHz] | VBW [MHz]	0.300000 | 1.000000
Detector | TraceMode	POS | MAXH
Sweep: Time [ms] | Count | Points per Section | Type	1 | 2500 | 1001 | SWE

RESULT					
Test Description	Lower Limit	Upper Limit	Measured	Unit	Verdict
Bandwidth 99%	---	---	19.181	MHz	INFO
T1 99%	5250.000000	---	5270.4595	MHz	PASS since U-NII-1 is supported
T2 99%	---	5350.000000	5289.6404	MHz	PASS

Plot: Bandwidth only

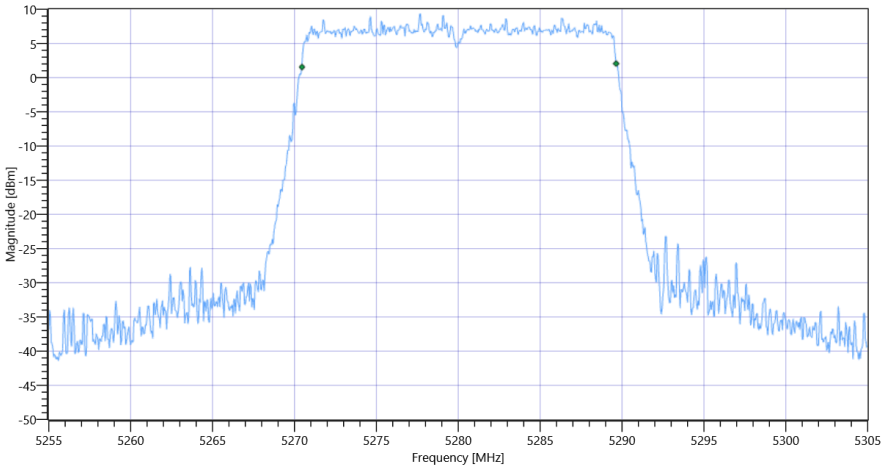

FCC 15.407, ISED RSS247 # Bandwidths 99PCT and 26dB ~ WLAN5Gx ax-HE20 U-NII-2A 99PCT

Plot: Bandwidth within Band

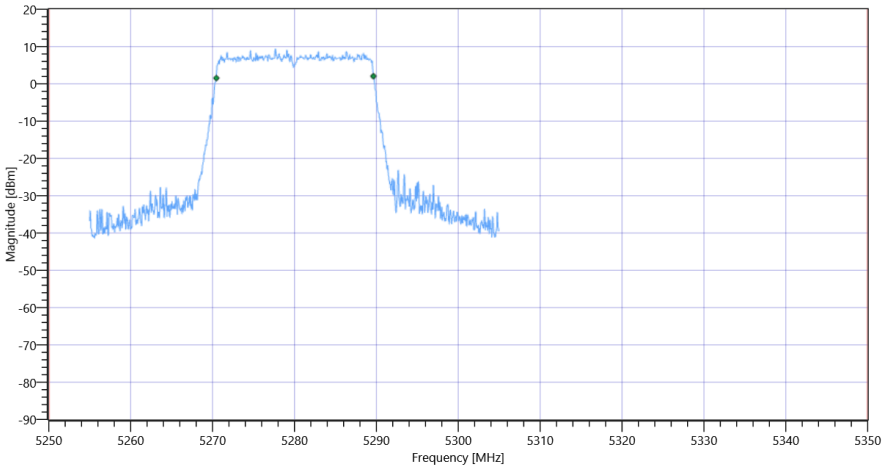

FCC 15.407, ISED RSS247 # Bandwidths 99PCT and 26dB ~ WLAN5Gx ax-HE20 U-NII-2A

RESULT					
Test Description	Lower Limit	Upper Limit	Measured	Unit	Verdict
Bandwidth 20dB	---	---	21.85	MHz	INFO
T1 26dB	5250.000000	---	5269.1500	MHz	PASS since U-NII-1 is supported
T2 26dB	---	5350.000000	5291.0000	MHz	PASS

Plot: Bandwidth only

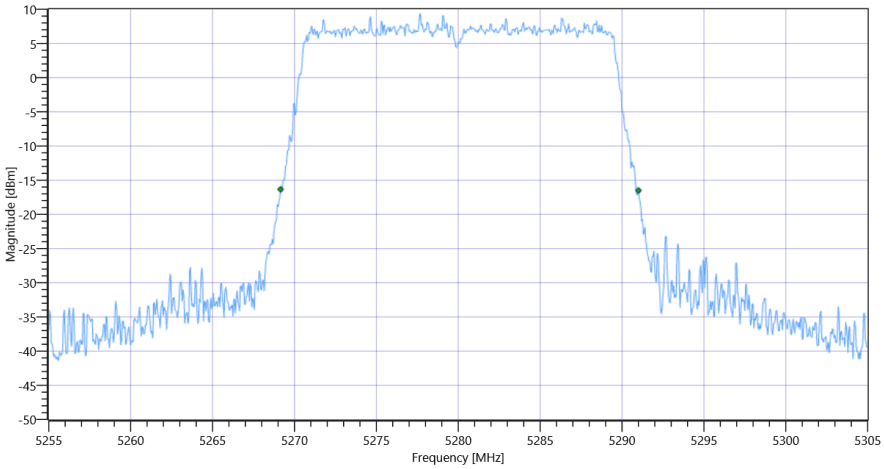

FCC 15.407, ISED RSS247 # Bandwidths 99PCT and 26dB ~ WLAN5Gx ax-HE20 U-NII-2A 26dB

Plot: Bandwidth within Band

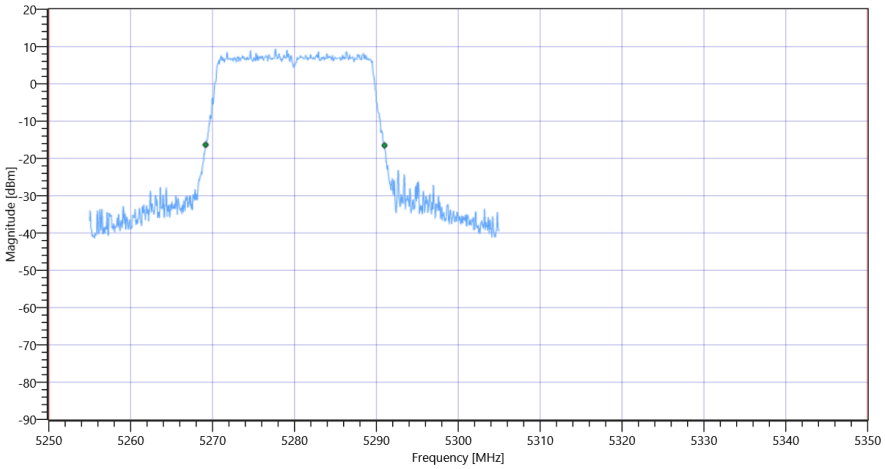

FCC 15.407, ISED RSS247 # Bandwidths 99PCT and 26dB ~ WLAN5Gx ax-HE20 U-NII-2A

General verdict	PASS

FCC 15.407, ISED RSS247 # Bandwidths 99PCT and 26dB ~ WLAN5Gx ax-HE20 U-NII-2A

Test References	
TC Start	15.07.2022 09:19:06
Ambit Temp [°C] | Humidity [rel%]	23.6 | 42
System Version	3.2.0.2
Test Specification	FCC 15.407, ISED RSS247 -
Test Method	26dB Bandwidth KDB789033 D02, C.1 / ISED RSS-GEN
TC Version	0.0.1
My Description	FCC 15.407 Bandwidths - WLAN5Gx ax-HE20 U-NII-2A
Add. Information	

EUT Common Settings WLAN5Gx	
Number of Antenna Ports	2
User Interaction	No
Device Class UNII_1	Client

Test Parameter	
Technology to test	WLAN5Gx ax-HE20
Antenna Port used	1
Temperature	nom
Voltage	nom
Frequency low to test	False | Freq [MHz] 5260
Frequency mid to test	False | Freq [MHz] 5280
Frequency high to test	True | Freq [MHz] 5320
Auto Control enabled Power Supply | Climatic Box	No | No
Additional Path Loss [dB]	1.4
Switched Path	EUT - SignalingUnit - SpectrumAnalyzer

Test Equipment
Signal analyzer,Rohde&Schwarz,FSV-40,1307.9002K40/101042,3.70
Switch matrix,CTCadvanced,SPM-4 NI DAQ,28016133,NI

Test at TX 5320 MHz

RESULT: Reference Power cond.					
Test Description	Lower Limit	Upper Limit	Measured	Unit	Verdict
Ref. Power 1MHz/1MHz cond.	---	---	12.98	dBm	INFO
Ref. Frequency	---	---	5325.990	MHz	INFO

READ SA SETTINGS:	
RefLevel [dBm] | RefLevelOffset [dB] | InpAtt [dB]	20.98 | 18.41 | 20
Start [MHz] | Stop [MHz]	5295.000 | 5345.000
RBW [MHz] | VBW [MHz]	0.300000 | 1.000000
Detector | TraceMode	POS | MAXH
Sweep: Time [ms] | Count | Points per Section | Type	1 | 2500 | 1001 | SWE

RESULT					
Test Description	Lower Limit	Upper Limit	Measured	Unit	Verdict
Bandwidth 99%	---	---	19.181	MHz	INFO
T1 99%	5250.000000	---	5310.4595	MHz	PASS since U-NII-1 is supported
T2 99%	---	5350.000000	5329.6404	MHz	PASS

Plot: Bandwidth only

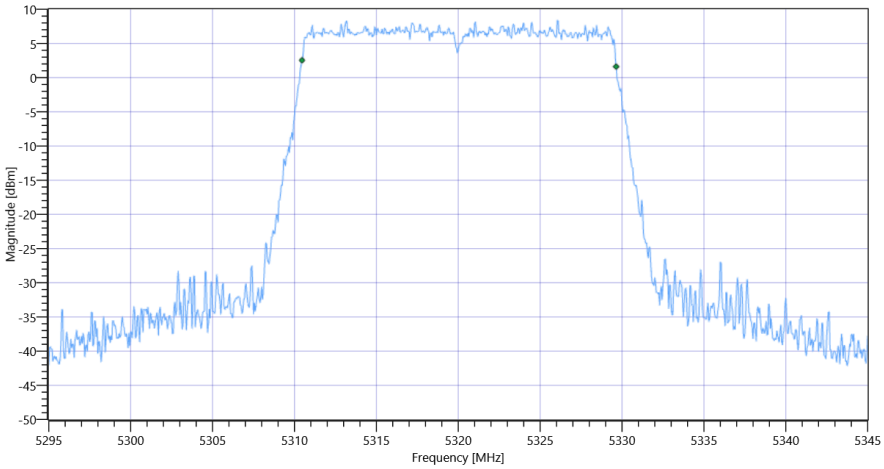

FCC 15.407, ISED RSS247 # Bandwidths 99PCT and 26dB ~ WLAN5Gx ax-HE20 U-NII-2A 99PCT

Plot: Bandwidth within Band

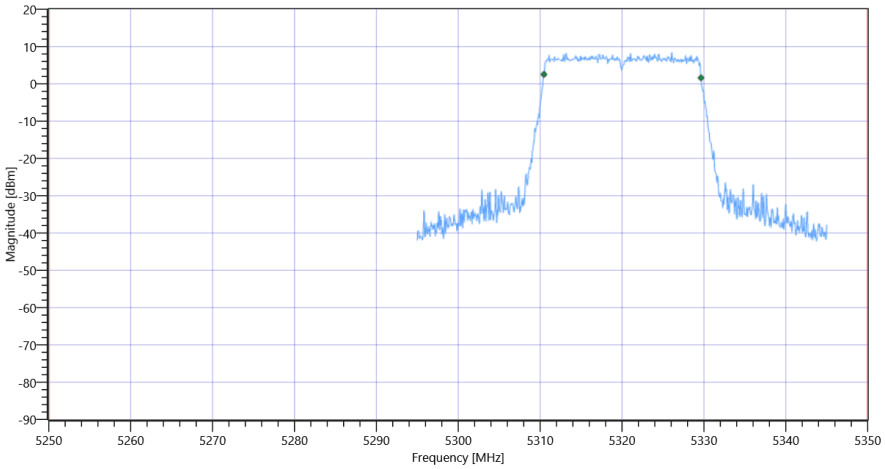

FCC 15.407, ISED RSS247 # Bandwidths 99PCT and 26dB ~ WLAN5Gx ax-HE20 U-NII-2A

RESULT					
Test Description	Lower Limit	Upper Limit	Measured	Unit	Verdict
Bandwidth 20dB	---	---	21.8	MHz	INFO
T1 26dB	5250.000000	---	5309.1500	MHz	PASS since U-NII-1 is supported
T2 26dB	---	5350.000000	5330.9500	MHz	PASS

Plot: Bandwidth only

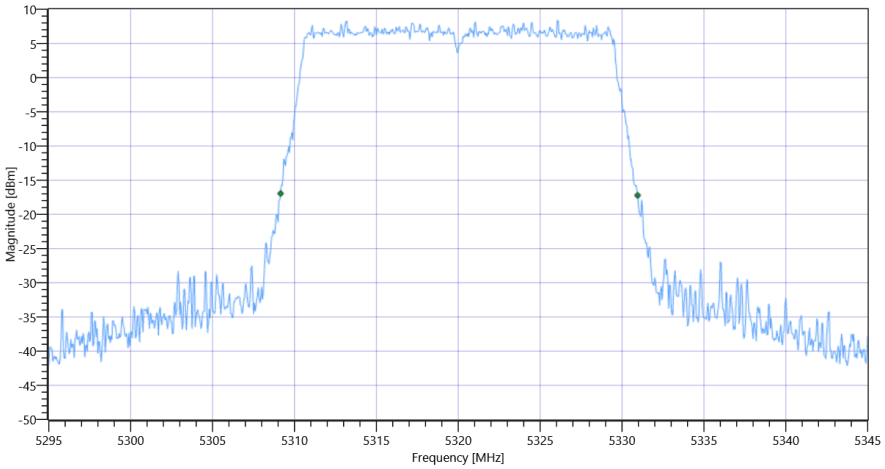

FCC 15.407, ISED RSS247 # Bandwidths 99PCT and 26dB ~ WLAN5Gx ax-HE20 U-NII-2A 26dB

Plot: Bandwidth within Band

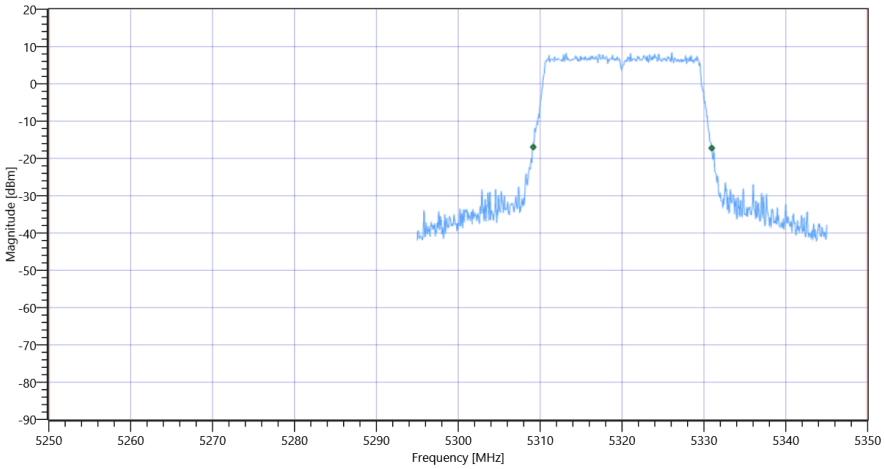

FCC 15.407, ISED RSS247 # Bandwidths 99PCT and 26dB ~ WLAN5Gx ax-HE20 U-NII-2A

General verdict	PASS

FCC 15.407, ISED RSS247 # Bandwidths 99PCT and 26dB ~ WLAN5Gx ax-HE20 U-NII-2C

Test References	
TC Start	15.07.2022 09:24:25
Ambit Temp [°C] | Humidity [rel%]	23.7 | 42
System Version	3.2.0.2
Test Specification	FCC 15.407, ISED RSS247 -
Test Method	26dB Bandwidth KDB789033 D02, C.1 / ISED RSS-GEN
TC Version	0.0.1
My Description	FCC 15.407 Bandwidths - WLAN5Gx ax-HE20 U-NII-2C
Add. Information	

EUT Common Settings WLAN5Gx	
Number of Antenna Ports	2
User Interaction	No
Device Class UNII_1	Client

Test Parameter	
Technology to test	WLAN5Gx ax-HE20
Antenna Port used	1
Temperature	nom
Voltage	nom
Frequency low to test	True | Freq [MHz] 5500
Frequency mid to test	False | Freq [MHz] 5600
Frequency high to test	False | Freq [MHz] 5700
Auto Control enabled Power Supply | Climatic Box	No | No
Additional Path Loss [dB]	1.4
Switched Path	EUT - SignalingUnit - SpectrumAnalyzer

Test Equipment
Signal analyzer,Rohde&Schwarz,FSV-40,1307.9002K40/101042,3.70
Switch matrix,CTCadvanced,SPM-4 NI DAQ,28016133,NI

Test at TX 5500 MHz

RESULT: Reference Power cond.					
Test Description	Lower Limit	Upper Limit	Measured	Unit	Verdict
Ref. Power 1MHz/1MHz cond.	---	---	15.39	dBm	INFO
Ref. Frequency	---	---	5492.010	MHz	INFO

READ SA SETTINGS:	
RefLevel [dBm] | RefLevelOffset [dB] | InpAtt [dB]	23.39 | 18.5 | 20
Start [MHz] | Stop [MHz]	5475.000 | 5525.000
RBW [MHz] | VBW [MHz]	0.300000 | 1.000000
Detector | TraceMode	POS | MAXH
Sweep: Time [ms] | Count | Points per Section | Type	1 | 2500 | 1001 | SWE

RESULT					
Test Description	Lower Limit	Upper Limit	Measured	Unit	Verdict
Bandwidth 99%	---	---	19.231	MHz	INFO
T1 99%	5470.000000	---	5490.4096	MHz	PASS since U-NII-3 is supported
T2 99%	---	5725.000000	5509.6404	MHz	

Plot: Bandwidth only

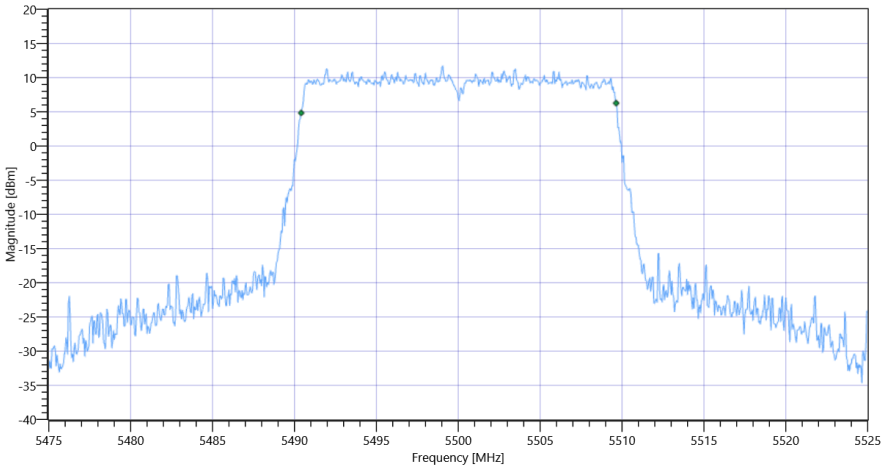

FCC 15.407, ISED RSS247 # Bandwidths 99PCT and 26dB ~ WLAN5Gx ax-HE20 U-NII-2C 99PCT

Plot: Bandwidth within Band

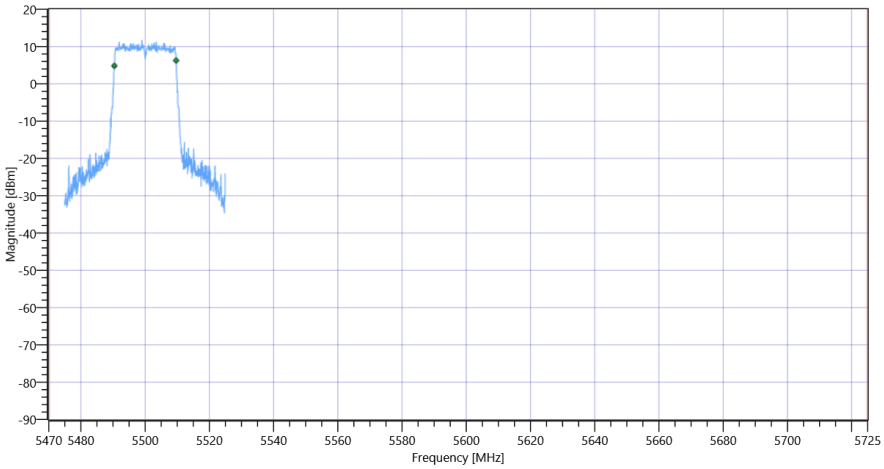

FCC 15.407, ISED RSS247 # Bandwidths 99PCT and 26dB ~ WLAN5Gx ax-HE20 U-NII-2C

RESULT					
Test Description	Lower Limit	Upper Limit	Measured	Unit	Verdict
Bandwidth 20dB	---	---	21.7	MHz	INFO
T1 26dB	5470.000000	---	5489.1500	MHz	PASS since U-NII-3 is supported
T2 26dB	---	5725.000000	5510.8500	MHz	

Plot: Bandwidth only

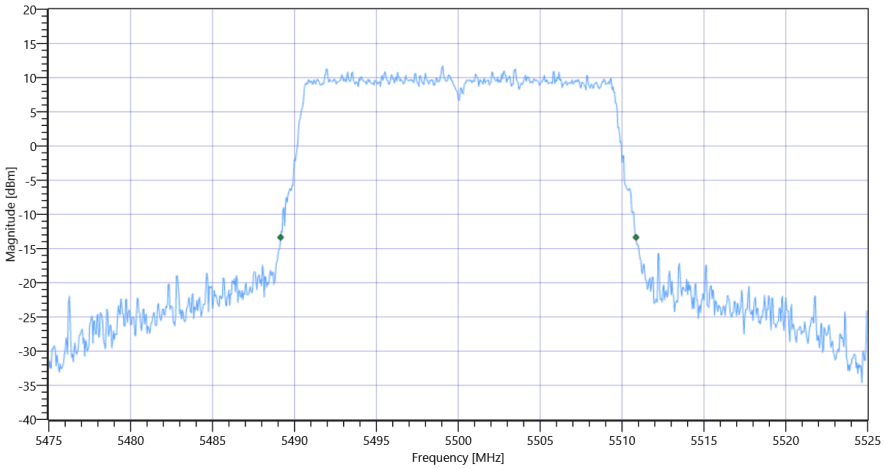

FCC 15.407, ISED RSS247 # Bandwidths 99PCT and 26dB ~ WLAN5Gx ax-HE20 U-NII-2C 26dB

Plot: Bandwidth within Band

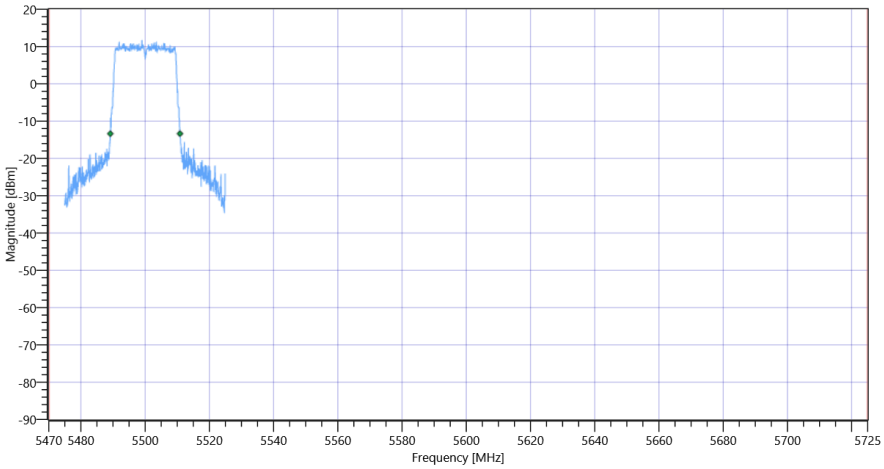

FCC 15.407, ISED RSS247 # Bandwidths 99PCT and 26dB ~ WLAN5Gx ax-HE20 U-NII-2C

General verdict	PASS

FCC 15.407, ISED RSS247 # Bandwidths 99PCT and 26dB ~ WLAN5Gx ax-HE20 U-NII-2C

Test References	
TC Start	15.07.2022 09:34:51
Ambit Temp [°C] | Humidity [rel%]	23.8 | 42
System Version	3.2.0.2
Test Specification	FCC 15.407, ISED RSS247 -
Test Method	26dB Bandwidth KDB789033 D02, C.1 / ISED RSS-GEN
TC Version	0.0.1
My Description	FCC 15.407 Bandwidths - WLAN5Gx ax-HE20 U-NII-2C
Add. Information	

EUT Common Settings WLAN5Gx	
Number of Antenna Ports	2
User Interaction	No
Device Class UNII_1	Client

Test Parameter	
Technology to test	WLAN5Gx ax-HE20
Antenna Port used	1
Temperature	nom
Voltage	nom
Frequency low to test	False | Freq [MHz] 5500
Frequency mid to test	True | Freq [MHz] 5600
Frequency high to test	False | Freq [MHz] 5700
Auto Control enabled Power Supply | Climatic Box	No | No
Additional Path Loss [dB]	1.4
Switched Path	EUT - SignalingUnit - SpectrumAnalyzer

Test Equipment
Signal analyzer,Rohde&Schwarz,FSV-40,1307.9002K40/101042,3.70
Switch matrix,CTCadvanced,SPM-4 NI DAQ,28016133,NI

Test at TX 5600 MHz

RESULT: Reference Power cond.					
Test Description	Lower Limit	Upper Limit	Measured	Unit	Verdict
Ref. Power 1MHz/1MHz cond.	---	---	15.63	dBm	INFO
Ref. Frequency	---	---	5594.810	MHz	INFO

READ SA SETTINGS:	
RefLevel [dBm] | RefLevelOffset [dB] | InpAtt [dB]	23.63 | 19.06 | 20
Start [MHz] | Stop [MHz]	5575.000 | 5625.000
RBW [MHz] | VBW [MHz]	0.300000 | 1.000000
Detector | TraceMode	POS | MAXH
Sweep: Time [ms] | Count | Points per Section | Type	1 | 2500 | 1001 | SWE

RESULT					
Test Description	Lower Limit	Upper Limit	Measured	Unit	Verdict
Bandwidth 99%	---	---	19.231	MHz	INFO
T1 99%	5470.000000	---	5590.4096	MHz	PASS since U-NII-3 is supported
T2 99%	---	5725.000000	5609.6404	MHz	

Plot: Bandwidth only

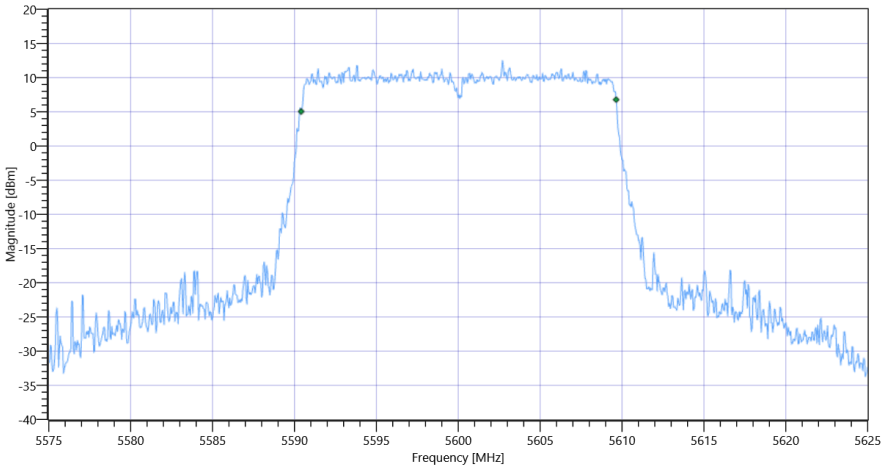

FCC 15.407, ISED RSS247 # Bandwidths 99PCT and 26dB ~ WLAN5Gx ax-HE20 U-NII-2C 99PCT

Plot: Bandwidth within Band

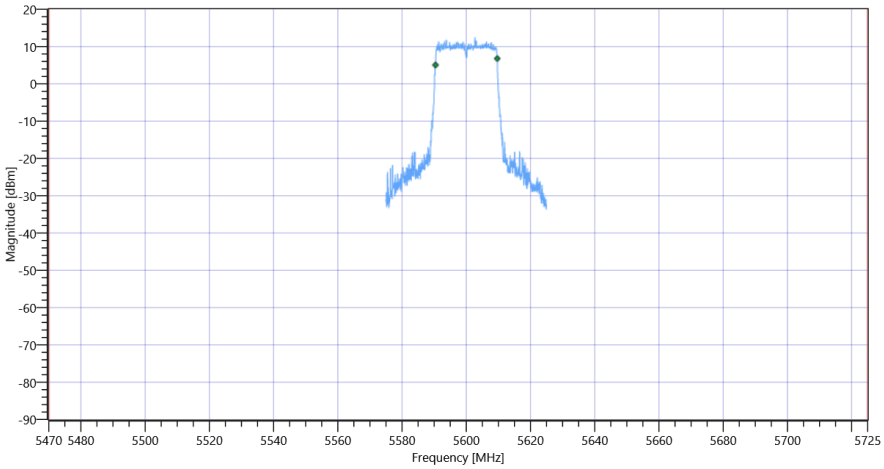

FCC 15.407, ISED RSS247 # Bandwidths 99PCT and 26dB ~ WLAN5Gx ax-HE20 U-NII-2C

RESULT					
Test Description	Lower Limit	Upper Limit	Measured	Unit	Verdict
Bandwidth 20dB	---	---	22.15	MHz	INFO
T1 26dB	5470.000000	---	5589.1000	MHz	PASS since U-NII-3 is supported
T2 26dB	---	5725.000000	5611.2500	MHz	

Plot: Bandwidth only

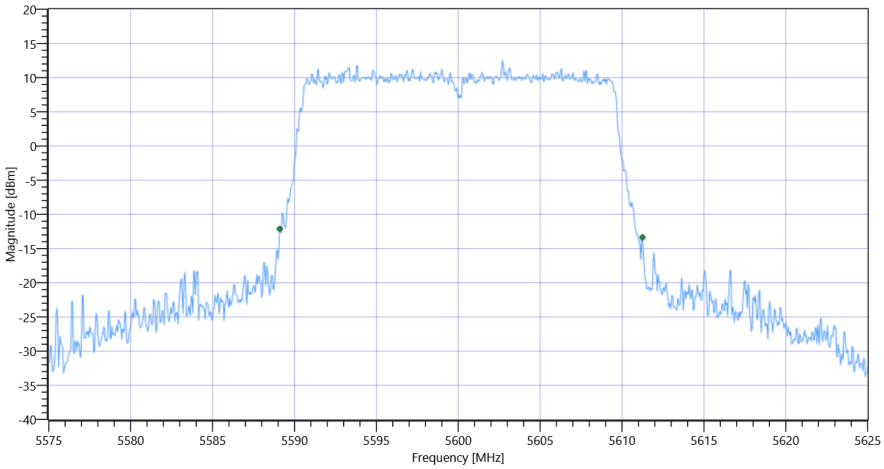

FCC 15.407, ISED RSS247 # Bandwidths 99PCT and 26dB ~ WLAN5Gx ax-HE20 U-NII-2C 26dB

Plot: Bandwidth within Band

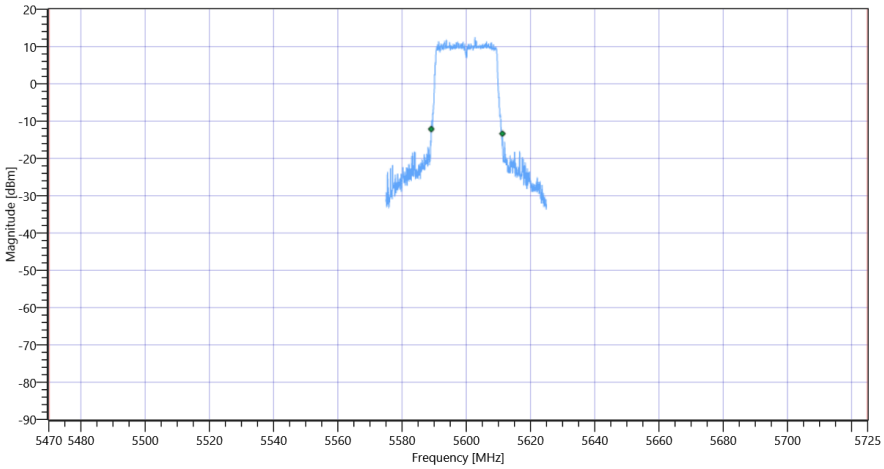

FCC 15.407, ISED RSS247 # Bandwidths 99PCT and 26dB ~ WLAN5Gx ax-HE20 U-NII-2C

General verdict	PASS

FCC 15.407, ISED RSS247 # Bandwidths 99PCT and 26dB ~ WLAN5Gx ax-HE20 U-NII-2C

Test References	
TC Start	15.07.2022 09:40:29
Ambit Temp [°C] | Humidity [rel%]	23.8 | 42
System Version	3.2.0.2
Test Specification	FCC 15.407, ISED RSS247 -
Test Method	26dB Bandwidth KDB789033 D02, C.1 / ISED RSS-GEN
TC Version	0.0.1
My Description	FCC 15.407 Bandwidths - WLAN5Gx ax-HE20 U-NII-2C
Add. Information	

EUT Common Settings WLAN5Gx	
Number of Antenna Ports	2
User Interaction	No
Device Class UNII_1	Client

Test Parameter	
Technology to test	WLAN5Gx ax-HE20
Antenna Port used	1
Temperature	nom
Voltage	nom
Frequency low to test	False | Freq [MHz] 5500
Frequency mid to test	False | Freq [MHz] 5600
Frequency high to test	True | Freq [MHz] 5700
Auto Control enabled Power Supply | Climatic Box	No | No
Additional Path Loss [dB]	1.4
Switched Path	EUT - SignalingUnit - SpectrumAnalyzer

Test Equipment
Signal analyzer,Rohde&Schwarz,FSV-40,1307.9002K40/101042,3.70
Switch matrix,CTCadvanced,SPM-4 NI DAQ,28016133,NI

Test at TX 5700 MHz

RESULT: Reference Power cond.					
Test Description	Lower Limit	Upper Limit	Measured	Unit	Verdict
Ref. Power 1MHz/1MHz cond.	---	---	16.27	dBm	INFO
Ref. Frequency	---	---	5703.200	MHz	INFO

READ SA SETTINGS:	
RefLevel [dBm] | RefLevelOffset [dB] | InpAtt [dB]	24.27 | 18.46 | 25
Start [MHz] | Stop [MHz]	5675.000 | 5725.000
RBW [MHz] | VBW [MHz]	0.300000 | 1.000000
Detector | TraceMode	POS | MAXH
Sweep: Time [ms] | Count | Points per Section | Type	1 | 2500 | 1001 | SWE

RESULT					
Test Description	Lower Limit	Upper Limit	Measured	Unit	Verdict
Bandwidth 99%	---	---	19.281	MHz	INFO
T1 99%	5470.000000	---	5690.4096	MHz	PASS since U-NII-3 is supported
T2 99%	---	5725.000000	5709.6903	MHz	

Plot: Bandwidth only

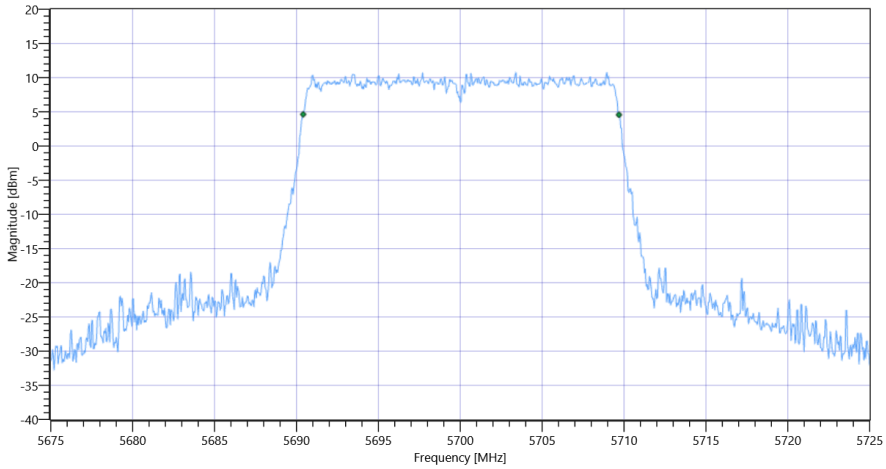

FCC 15.407, ISED RSS247 # Bandwidths 99PCT and 26dB ~ WLAN5Gx ax-HE20 U-NII-2C 99PCT

Plot: Bandwidth within Band

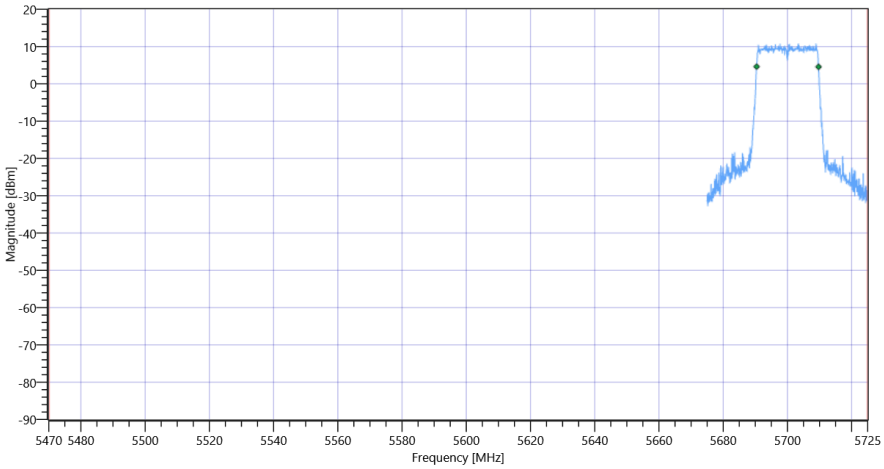

FCC 15.407, ISED RSS247 # Bandwidths 99PCT and 26dB ~ WLAN5Gx ax-HE20 U-NII-2C

RESULT					
Test Description	Lower Limit	Upper Limit	Measured	Unit	Verdict
Bandwidth 20dB	---	---	21.9	MHz	INFO
T1 26dB	5470.000000	---	5689.1000	MHz	PASS since U-NII-3 is supported
T2 26dB	---	5725.000000	5711.0000	MHz	

Plot: Bandwidth only

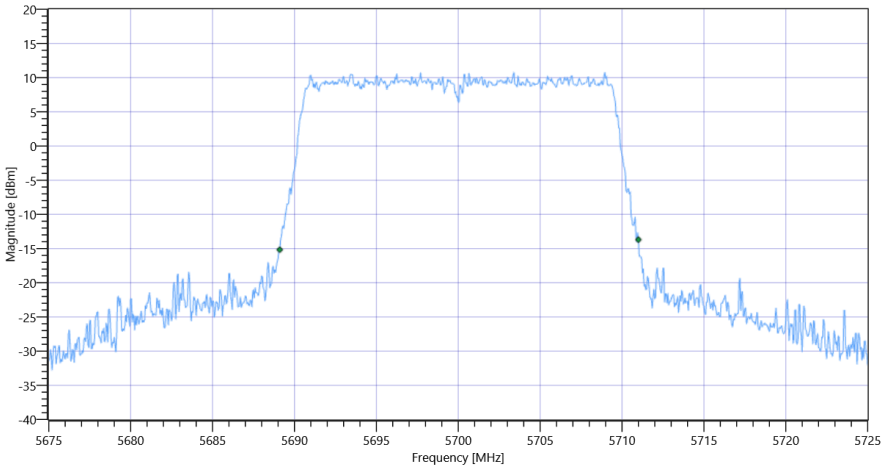

FCC 15.407, ISED RSS247 # Bandwidths 99PCT and 26dB ~ WLAN5Gx ax-HE20 U-NII-2C 26dB

Plot: Bandwidth within Band

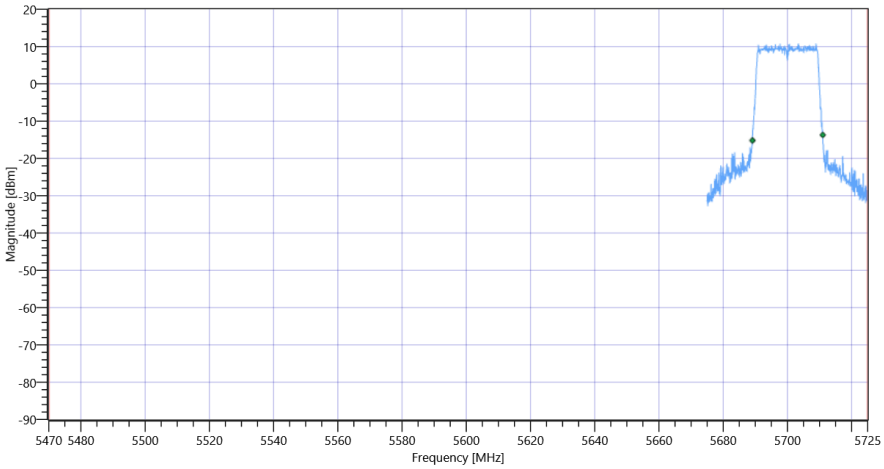

FCC 15.407, ISED RSS247 # Bandwidths 99PCT and 26dB ~ WLAN5Gx ax-HE20 U-NII-2C

General verdict	PASS

FCC 15.407, ISED RSS247 # Bandwidths 99PCT and 26dB ~ WLAN5Gx ax-HE20 U-NII-3

Test References	
TC Start	15.07.2022 09:47:52
Ambit Temp [°C] | Humidity [rel%]	23.8 | 42
System Version	3.2.0.2
Test Specification	FCC 15.407, ISED RSS247 -
Test Method	26dB Bandwidth KDB789033 D02, C.1 / ISED RSS-GEN
TC Version	0.0.1
My Description	FCC 15.407 Bandwidths - WLAN5Gx ax-HE20 U-NII-3
Add. Information	

EUT Common Settings WLAN5Gx	
Number of Antenna Ports	2
User Interaction	No
Device Class UNII_1	Client

Test Parameter	
Technology to test	WLAN5Gx ax-HE20
Antenna Port used	1
Temperature	nom
Voltage	nom
Frequency low to test	True | Freq [MHz] 5745
Frequency mid to test	False | Freq [MHz] 5785
Frequency high to test	False | Freq [MHz] 5825
Auto Control enabled Power Supply | Climatic Box	No | No
Additional Path Loss [dB]	1.4
Switched Path	EUT - SignalingUnit - SpectrumAnalyzer

Test Equipment
Signal analyzer,Rohde&Schwarz,FSV-40,1307.9002K40/101042,3.70
Switch matrix,CTCadvanced,SPM-4 NI DAQ,28016133,NI

Test at TX 5745 MHz

RESULT: Reference Power cond.					
Test Description	Lower Limit	Upper Limit	Measured	Unit	Verdict
Ref. Power 1MHz/1MHz cond.	---	---	20.30	dBm	INFO
Ref. Frequency	---	---	5749.600	MHz	INFO

READ SA SETTINGS:	
RefLevel [dBm] | RefLevelOffset [dB] | InpAtt [dB]	28.30 | 18.72 | 25
Start [MHz] | Stop [MHz]	5720.000 | 5770.000
RBW [MHz] | VBW [MHz]	0.300000 | 1.000000
Detector | TraceMode	POS | MAXH
Sweep: Time [ms] | Count | Points per Section | Type	1 | 2500 | 1001 | SWE

RESULT					
Test Description	Lower Limit	Upper Limit	Measured	Unit	Verdict
Bandwidth 99%	---	---	31.518	MHz	INFO
T1 99%	5725.000000	---	5729.2657	MHz	PASS
T2 99%	---	5850.000000	5760.7842	MHz	PASS

Plot: Bandwidth only

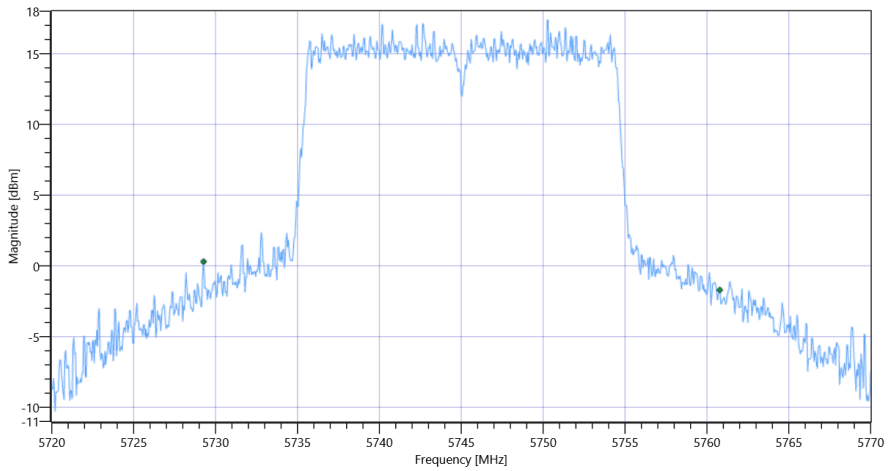

FCC 15.407, ISED RSS247 # Bandwidths 99PCT and 26dB ~ WLAN5Gx ax-HE20 U-NII-3 99PCT

Plot: Bandwidth within Band

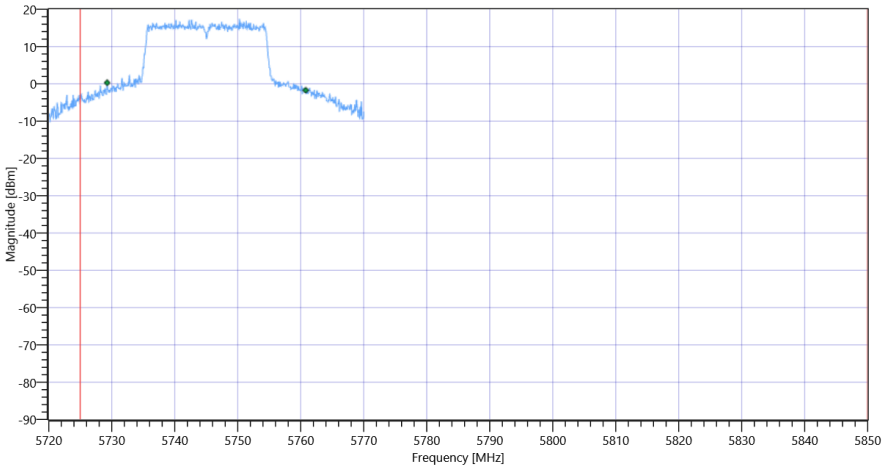

FCC 15.407, ISED RSS247 # Bandwidths 99PCT and 26dB ~ WLAN5Gx ax-HE20 U-NII-3

RESULT					
Test Description	Lower Limit	Upper Limit	Measured	Unit	Verdict
Bandwidth 20dB	---	---	50	MHz	INFO
T1 26dB	5725.000000	---	5720.0000	MHz	DFS required
T2 26dB	---	5850.000000	5770.0000	MHz	PASS

Plot: Bandwidth only

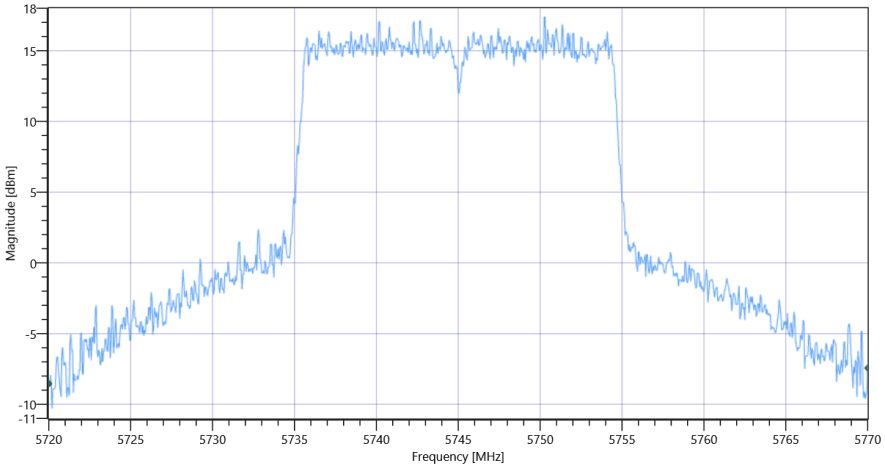

FCC 15.407, ISED RSS247 # Bandwidths 99PCT and 26dB ~ WLAN5Gx ax-HE20 U-NII-3 26dB

Plot: Bandwidth within Band

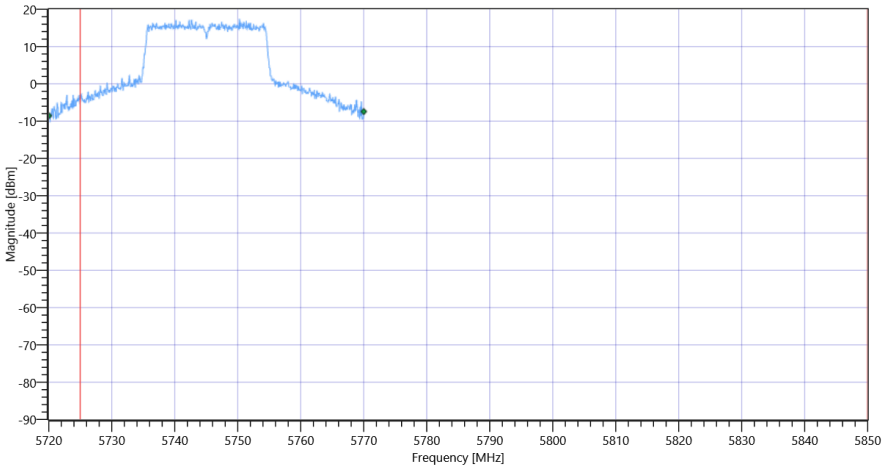

FCC 15.407, ISED RSS247 # Bandwidths 99PCT and 26dB ~ WLAN5Gx ax-HE20 U-NII-3

General verdict	PASS

FCC 15.407, ISED RSS247 # Bandwidths 99PCT and 26dB ~ WLAN5Gx ax-HE20 U-NII-3

Test References	
TC Start	15.07.2022 09:56:10
Ambit Temp [°C] | Humidity [rel%]	23.9 | 41
System Version	3.2.0.2
Test Specification	FCC 15.407, ISED RSS247 -
Test Method	26dB Bandwidth KDB789033 D02, C.1 / ISED RSS-GEN
TC Version	0.0.1
My Description	FCC 15.407 Bandwidths - WLAN5Gx ax-HE20 U-NII-3
Add. Information	

EUT Common Settings WLAN5Gx	
Number of Antenna Ports	2
User Interaction	No
Device Class UNII_1	Client

Test Parameter	
Technology to test	WLAN5Gx ax-HE20
Antenna Port used	1
Temperature	nom
Voltage	nom
Frequency low to test	False | Freq [MHz] 5745
Frequency mid to test	True | Freq [MHz] 5785
Frequency high to test	False | Freq [MHz] 5825
Auto Control enabled Power Supply | Climatic Box	No | No
Additional Path Loss [dB]	1.4
Switched Path	EUT - SignalingUnit - SpectrumAnalyzer

Test Equipment
Signal analyzer,Rohde&Schwarz,FSV-40,1307.9002K40/101042,3.70
Switch matrix,CTCadvanced,SPM-4 NI DAQ,28016133,NI

Test at TX 5785 MHz

RESULT: Reference Power cond.					
Test Description	Lower Limit	Upper Limit	Measured	Unit	Verdict
Ref. Power 1MHz/1MHz cond.	---	---	20.48	dBm	INFO
Ref. Frequency	---	---	5787.000	MHz	INFO

READ SA SETTINGS:	
RefLevel [dBm] | RefLevelOffset [dB] | InpAtt [dB]	28.48 | 18.76 | 25
Start [MHz] | Stop [MHz]	5760.000 | 5810.000
RBW [MHz] | VBW [MHz]	0.300000 | 1.000000
Detector | TraceMode	POS | MAXH
Sweep: Time [ms] | Count | Points per Section | Type	1 | 2500 | 1001 | SWE

RESULT					
Test Description	Lower Limit	Upper Limit	Measured	Unit	Verdict
Bandwidth 99%	---	---	31.119	MHz	INFO
T1 99%	5725.000000	---	5769.5654	MHz	PASS
T2 99%	---	5850.000000	5800.6843	MHz	PASS

Plot: Bandwidth only

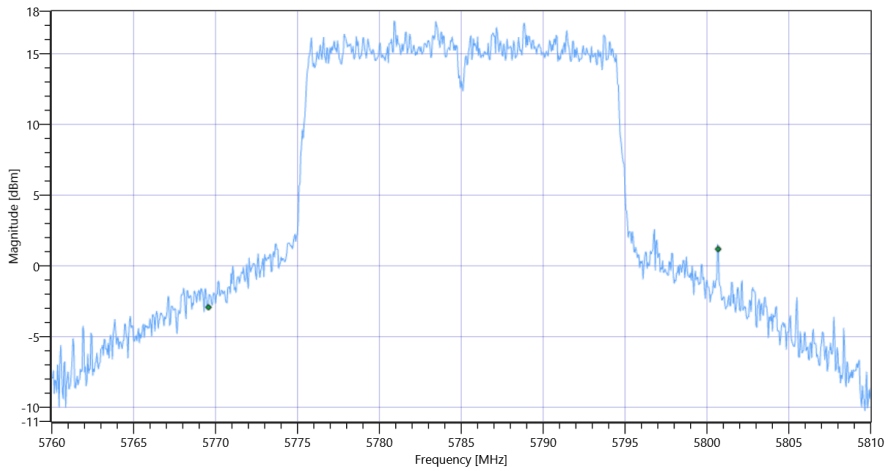

FCC 15.407, ISED RSS247 # Bandwidths 99PCT and 26dB ~ WLAN5Gx ax-HE20 U-NII-3 99PCT

Plot: Bandwidth within Band

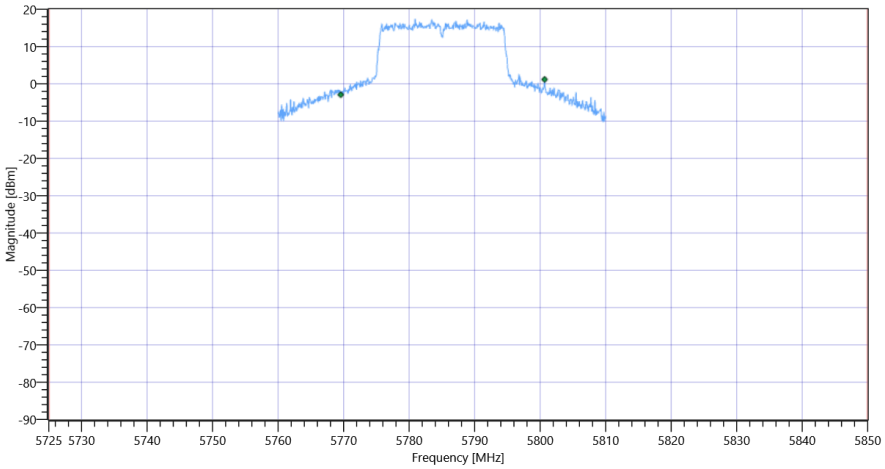

FCC 15.407, ISED RSS247 # Bandwidths 99PCT and 26dB ~ WLAN5Gx ax-HE20 U-NII-3

RESULT					
Test Description	Lower Limit	Upper Limit	Measured	Unit	Verdict
Bandwidth 20dB	---	---	50	MHz	INFO
T1 26dB	5725.000000	---	5760.0000	MHz	PASS
T2 26dB	---	5850.000000	5810.0000	MHz	PASS

Plot: Bandwidth only

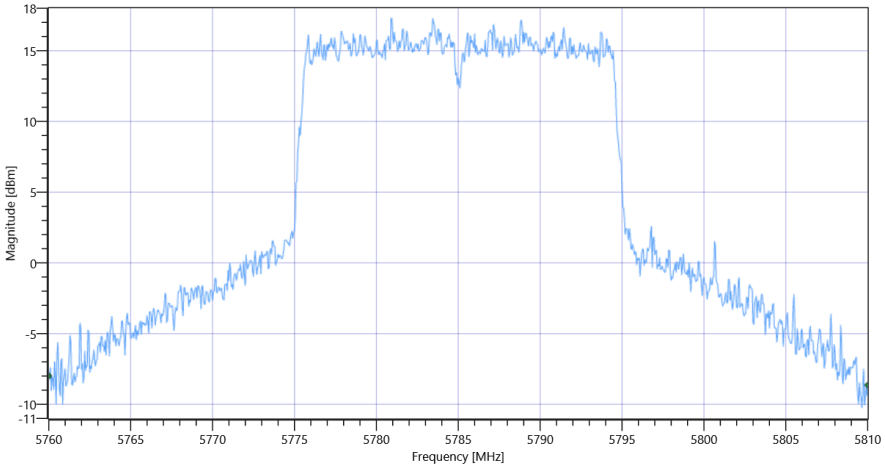

FCC 15.407, ISED RSS247 # Bandwidths 99PCT and 26dB ~ WLAN5Gx ax-HE20 U-NII-3 26dB

Plot: Bandwidth within Band

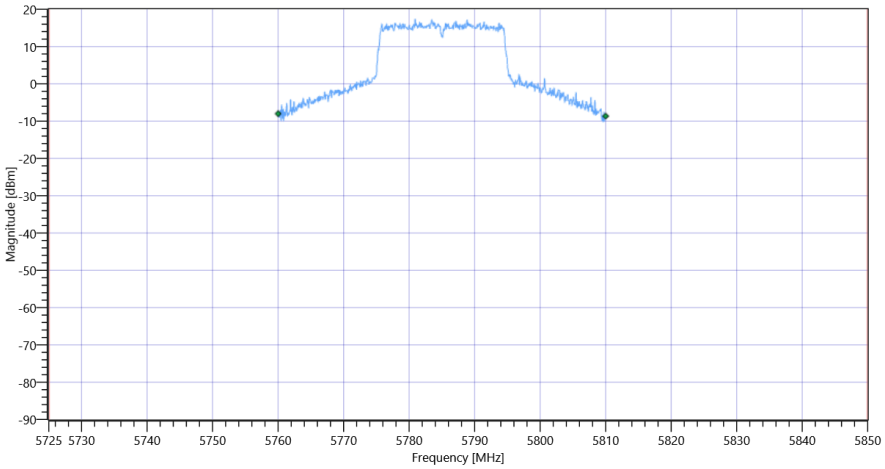

FCC 15.407, ISED RSS247 # Bandwidths 99PCT and 26dB ~ WLAN5Gx ax-HE20 U-NII-3

General verdict	PASS

FCC 15.407, ISED RSS247 # Bandwidths 99PCT and 26dB ~ WLAN5Gx ax-HE20 U-NII-3

Test References	
TC Start	15.07.2022 10:04:50
Ambit Temp [°C] | Humidity [rel%]	23.9 | 41
System Version	3.2.0.2
Test Specification	FCC 15.407, ISED RSS247 -
Test Method	26dB Bandwidth KDB789033 D02, C.1 / ISED RSS-GEN
TC Version	0.0.1
My Description	FCC 15.407 Bandwidths - WLAN5Gx ax-HE20 U-NII-3
Add. Information	

EUT Common Settings WLAN5Gx	
Number of Antenna Ports	2
User Interaction	No
Device Class UNII_1	Client

Test Parameter	
Technology to test	WLAN5Gx ax-HE20
Antenna Port used	1
Temperature	nom
Voltage	nom
Frequency low to test	False | Freq [MHz] 5745
Frequency mid to test	False | Freq [MHz] 5785
Frequency high to test	True | Freq [MHz] 5825
Auto Control enabled Power Supply | Climatic Box	No | No
Additional Path Loss [dB]	1.4
Switched Path	EUT - SignalingUnit - SpectrumAnalyzer

Test Equipment
Signal analyzer,Rohde&Schwarz,FSV-40,1307.9002K40/101042,3.70
Switch matrix,CTCadvanced,SPM-4 NI DAQ,28016133,NI

Test at TX 5825 MHz

RESULT: Reference Power cond.					
Test Description	Lower Limit	Upper Limit	Measured	Unit	Verdict
Ref. Power 1MHz/1MHz cond.	---	---	19.91	dBm	INFO
Ref. Frequency	---	---	5822.200	MHz	INFO

READ SA SETTINGS:	
RefLevel [dBm] | RefLevelOffset [dB] | InpAtt [dB]	27.91 | 18.74 | 25
Start [MHz] | Stop [MHz]	5800.000 | 5850.000
RBW [MHz] | VBW [MHz]	0.300000 | 1.000000
Detector | TraceMode	POS | MAXH
Sweep: Time [ms] | Count | Points per Section | Type	1 | 2500 | 1001 | SWE

RESULT					
Test Description	Lower Limit	Upper Limit	Measured	Unit	Verdict
Bandwidth 99%	---	---	31.019	MHz	INFO
T1 99%	5725.000000	---	5809.4655	MHz	PASS
T2 99%	---	5850.000000	5840.4845	MHz	PASS

Plot: Bandwidth only

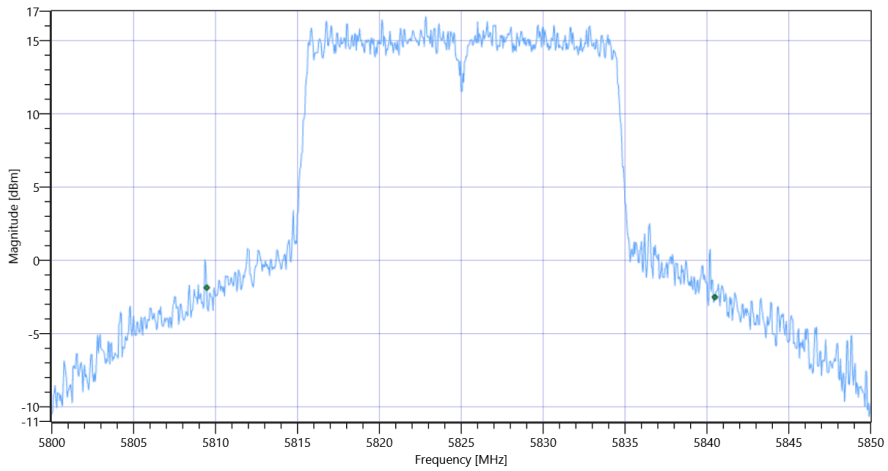

FCC 15.407, ISED RSS247 # Bandwidths 99PCT and 26dB ~ WLAN5Gx ax-HE20 U-NII-3 99PCT

Plot: Bandwidth within Band

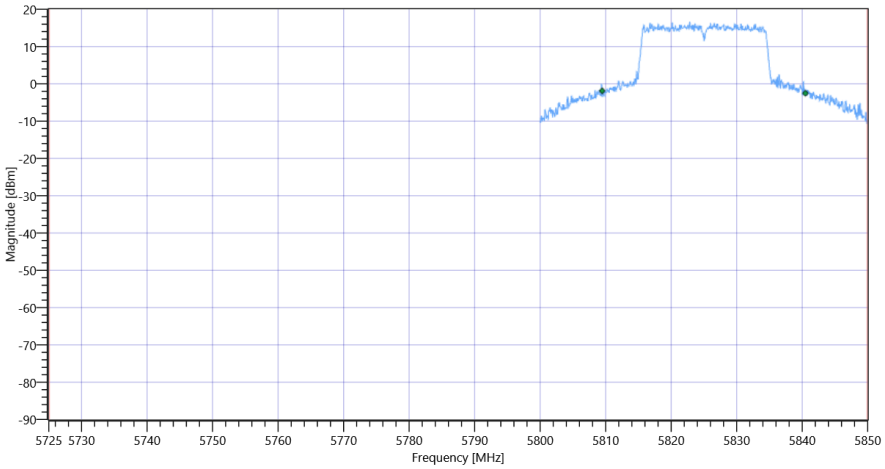

FCC 15.407, ISED RSS247 # Bandwidths 99PCT and 26dB ~ WLAN5Gx ax-HE20 U-NII-3

RESULT					
Test Description	Lower Limit	Upper Limit	Measured	Unit	Verdict
Bandwidth 20dB	---	---	49.65	MHz	INFO
T1 26dB	5725.000000	---	5800.1000	MHz	PASS
T2 26dB	---	5850.000000	5849.7500	MHz	PASS

Plot: Bandwidth only

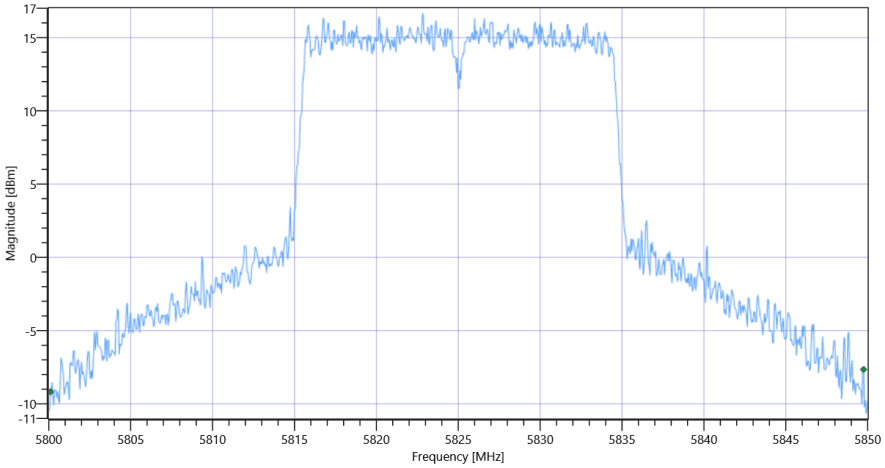

FCC 15.407, ISED RSS247 # Bandwidths 99PCT and 26dB ~ WLAN5Gx ax-HE20 U-NII-3 26dB

Plot: Bandwidth within Band

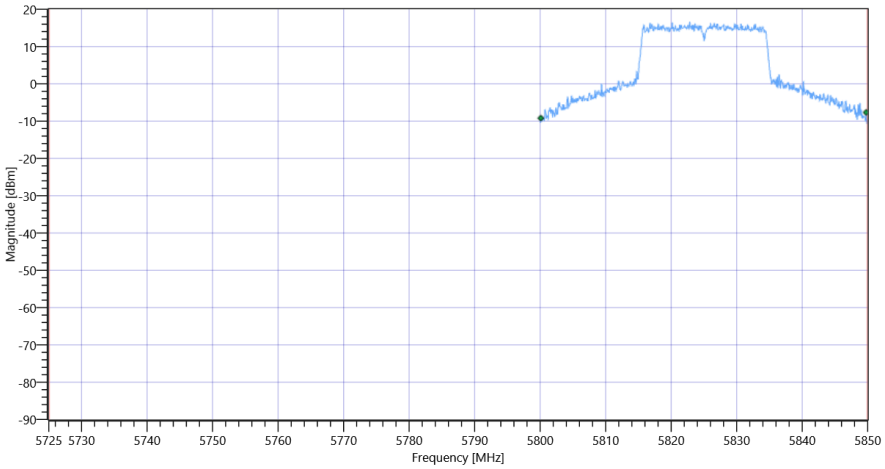

FCC 15.407, ISED RSS247 # Bandwidths 99PCT and 26dB ~ WLAN5Gx ax-HE20 U-NII-3

General verdict	PASS

FCC 15.407, ISED RSS247 # Bandwidths 99PCT and 26dB ~ WLAN5Gx ax-HE20 U-NII-2A

Test References	
TC Start	15.07.2022 10:30:17
Ambit Temp [°C] | Humidity [rel%]	24.2 | 41
System Version	3.2.0.2
Test Specification	FCC 15.407, ISED RSS247 -
Test Method	26dB Bandwidth KDB789033 D02, C.1 / ISED RSS-GEN
TC Version	0.0.1
My Description	FCC 15.407 Bandwidths - WLAN5Gx ax-HE20 U-NII-2A
Add. Information	

EUT Common Settings WLAN5Gx	
Number of Antenna Ports	2
User Interaction	No
Device Class UNII_1	Client

Test Parameter	
Technology to test	WLAN5Gx ax-HE20
Antenna Port used	2
Temperature	nom
Voltage	nom
Frequency low to test	True | Freq [MHz] 5260
Frequency mid to test	False | Freq [MHz] 5280
Frequency high to test	False | Freq [MHz] 5320
Auto Control enabled Power Supply | Climatic Box	No | No
Additional Path Loss [dB]	1.4
Switched Path	EUT - SignalingUnit - SpectrumAnalyzer

Test Equipment
Signal analyzer,Rohde&Schwarz,FSV-40,1307.9002K40/101042,3.70
Switch matrix,CTCadvanced,SPM-4 NI DAQ,28016133,NI

Test at TX 5260 MHz

RESULT: Reference Power cond.					
Test Description	Lower Limit	Upper Limit	Measured	Unit	Verdict
Ref. Power 1MHz/1MHz cond.	---	---	13.75	dBm	INFO
Ref. Frequency	---	---	5254.010	MHz	INFO

READ SA SETTINGS:	
RefLevel [dBm] | RefLevelOffset [dB] | InpAtt [dB]	21.75 | 18.82 | 20
Start [MHz] | Stop [MHz]	5235.000 | 5285.000
RBW [MHz] | VBW [MHz]	0.300000 | 1.000000
Detector | TraceMode	POS | MAXH
Sweep: Time [ms] | Count | Points per Section | Type	1 | 2500 | 1001 | SWE

RESULT					
Test Description	Lower Limit	Upper Limit	Measured	Unit	Verdict
Bandwidth 99%	---	---	19.131	MHz	INFO
T1 99%	5250.000000	---	5250.5095	MHz	PASS since U-NII-1 is supported
T2 99%	---	5350.000000	5269.6404	MHz	PASS

Plot: Bandwidth only

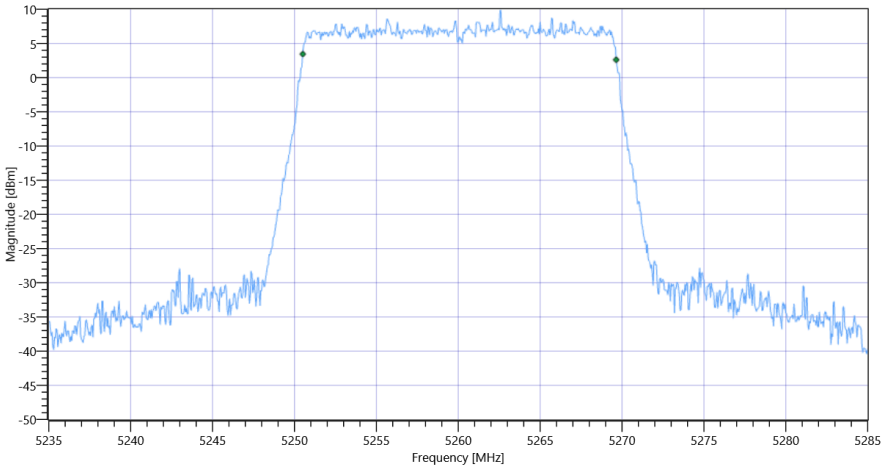

FCC 15.407, ISED RSS247 # Bandwidths 99PCT and 26dB ~ WLAN5Gx ax-HE20 U-NII-2A 99PCT

Plot: Bandwidth within Band

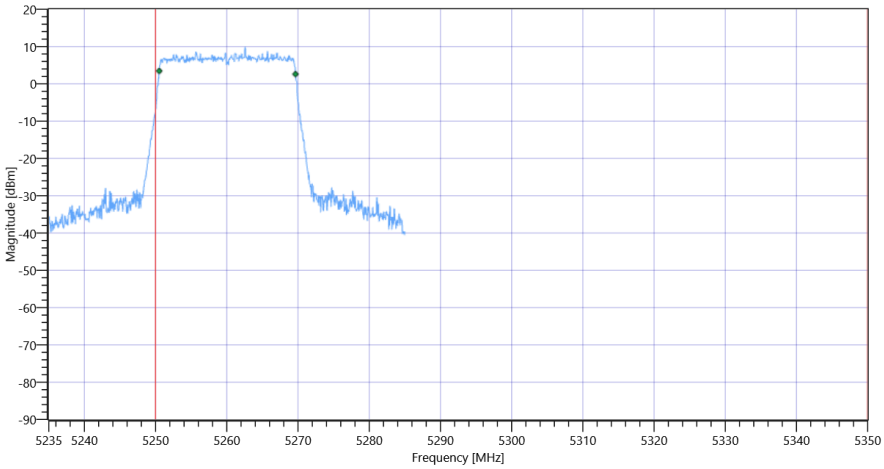

FCC 15.407, ISED RSS247 # Bandwidths 99PCT and 26dB ~ WLAN5Gx ax-HE20 U-NII-2A

RESULT					
Test Description	Lower Limit	Upper Limit	Measured	Unit	Verdict
Bandwidth 20dB	---	---	21.55	MHz	INFO
T1 26dB	5250.000000	---	5249.3000	MHz	PASS since U-NII-1 is supported
T2 26dB	---	5350.000000	5270.8500	MHz	PASS

Plot: Bandwidth only

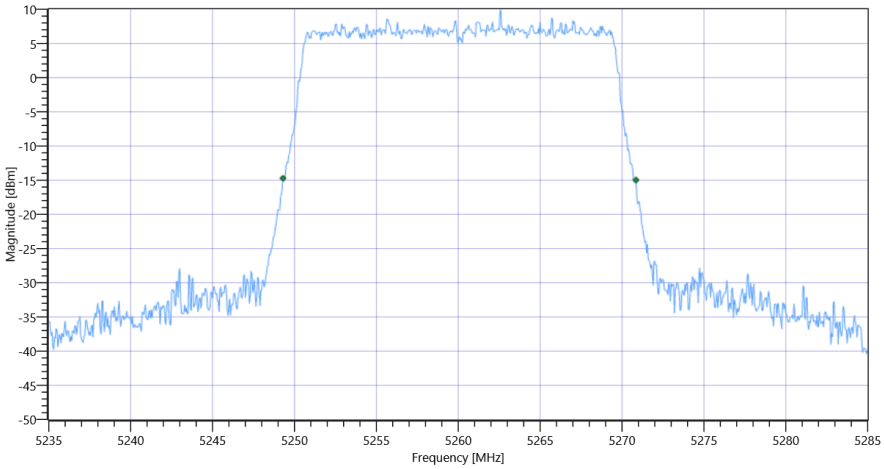

FCC 15.407, ISED RSS247 # Bandwidths 99PCT and 26dB ~ WLAN5Gx ax-HE20 U-NII-2A 26dB

Plot: Bandwidth within Band

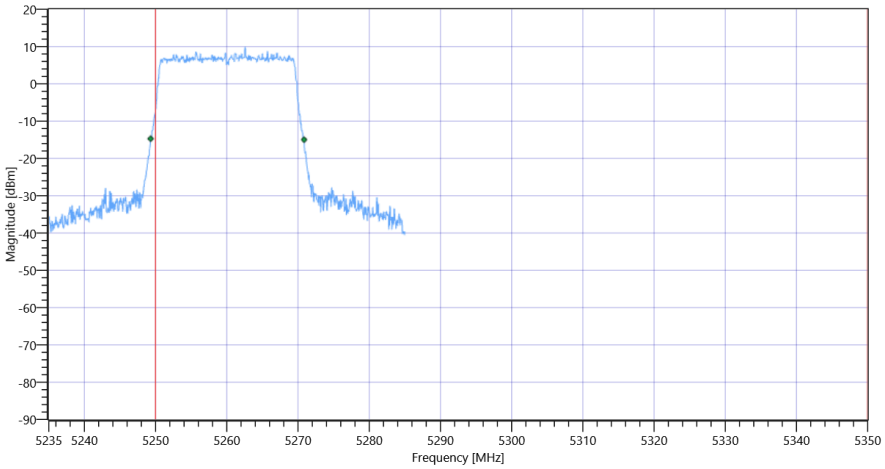

FCC 15.407, ISED RSS247 # Bandwidths 99PCT and 26dB ~ WLAN5Gx ax-HE20 U-NII-2A

General verdict	PASS

FCC 15.407, ISED RSS247 # Bandwidths 99PCT and 26dB ~ WLAN5Gx ax-HE20 U-NII-2A

Test References	
TC Start	15.07.2022 10:35:33
Ambit Temp [°C] | Humidity [rel%]	24.1 | 41
System Version	3.2.0.2
Test Specification	FCC 15.407, ISED RSS247 -
Test Method	26dB Bandwidth KDB789033 D02, C.1 / ISED RSS-GEN
TC Version	0.0.1
My Description	FCC 15.407 Bandwidths - WLAN5Gx ax-HE20 U-NII-2A
Add. Information	

EUT Common Settings WLAN5Gx	
Number of Antenna Ports	2
User Interaction	No
Device Class UNII_1	Client

Test Parameter	
Technology to test	WLAN5Gx ax-HE20
Antenna Port used	2
Temperature	nom
Voltage	nom
Frequency low to test	False | Freq [MHz] 5260
Frequency mid to test	True | Freq [MHz] 5280
Frequency high to test	False | Freq [MHz] 5320
Auto Control enabled Power Supply | Climatic Box	No | No
Additional Path Loss [dB]	1.4
Switched Path	EUT - SignalingUnit - SpectrumAnalyzer

Test Equipment
Signal analyzer,Rohde&Schwarz,FSV-40,1307.9002K40/101042,3.70
Switch matrix,CTCadvanced,SPM-4 NI DAQ,28016133,NI

Test at TX 5280 MHz

RESULT: Reference Power cond.					
Test Description	Lower Limit	Upper Limit	Measured	Unit	Verdict
Ref. Power 1MHz/1MHz cond.	---	---	12.12	dBm	INFO
Ref. Frequency	---	---	5287.390	MHz	INFO

READ SA SETTINGS:	
RefLevel [dBm] | RefLevelOffset [dB] | InpAtt [dB]	20.12 | 18.69 | 20
Start [MHz] | Stop [MHz]	5255.000 | 5305.000
RBW [MHz] | VBW [MHz]	0.300000 | 1.000000
Detector | TraceMode	POS | MAXH
Sweep: Time [ms] | Count | Points per Section | Type	1 | 2500 | 1001 | SWE

RESULT					
Test Description	Lower Limit	Upper Limit	Measured	Unit	Verdict
Bandwidth 99%	---	---	19.181	MHz	INFO
T1 99%	5250.000000	---	5270.4595	MHz	PASS since U-NII-1 is supported
T2 99%	---	5350.000000	5289.6404	MHz	PASS

Plot: Bandwidth only

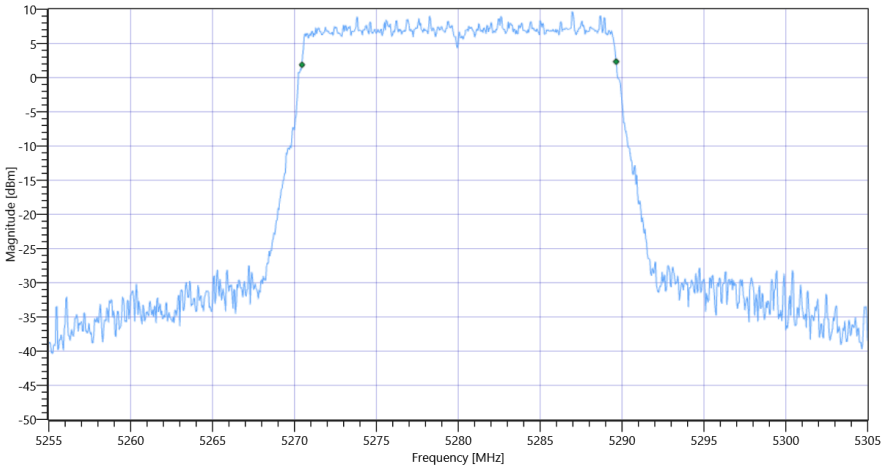

FCC 15.407, ISED RSS247 # Bandwidths 99PCT and 26dB ~ WLAN5Gx ax-HE20 U-NII-2A 99PCT

Plot: Bandwidth within Band

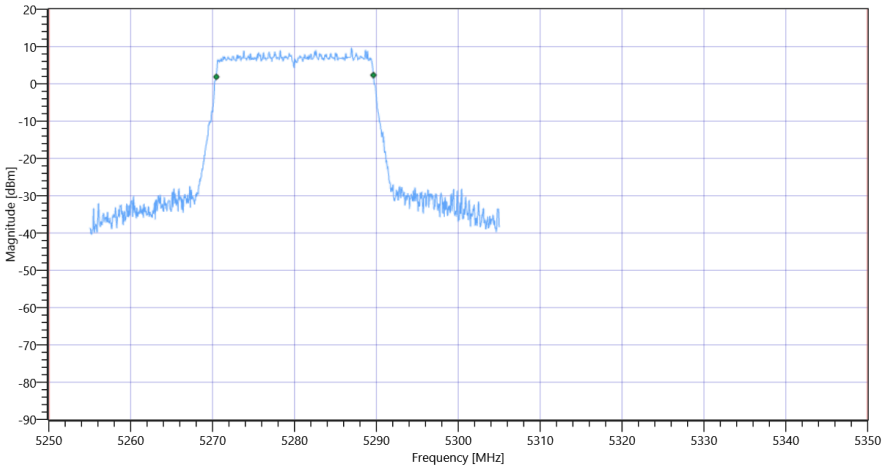

FCC 15.407, ISED RSS247 # Bandwidths 99PCT and 26dB ~ WLAN5Gx ax-HE20 U-NII-2A

RESULT					
Test Description	Lower Limit	Upper Limit	Measured	Unit	Verdict
Bandwidth 20dB	---	---	21.7	MHz	INFO
T1 26dB	5250.000000	---	5269.2000	MHz	PASS since U-NII-1 is supported
T2 26dB	---	5350.000000	5290.9000	MHz	PASS

Plot: Bandwidth only

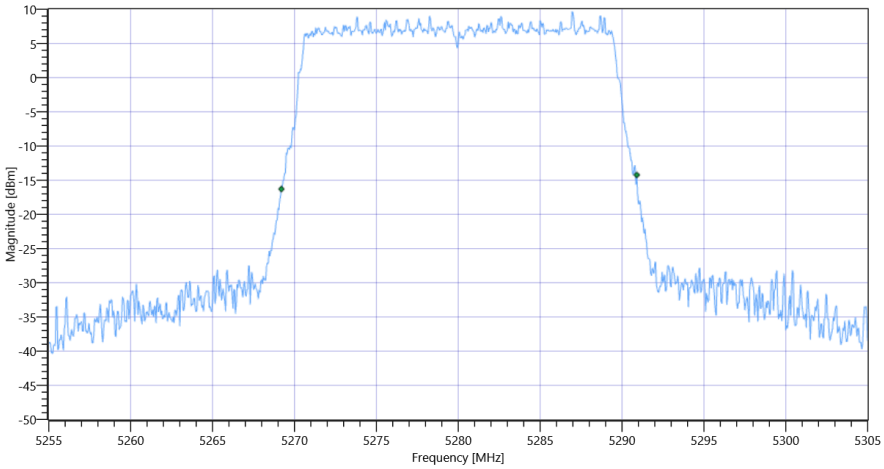

FCC 15.407, ISED RSS247 # Bandwidths 99PCT and 26dB ~ WLAN5Gx ax-HE20 U-NII-2A 26dB

Plot: Bandwidth within Band

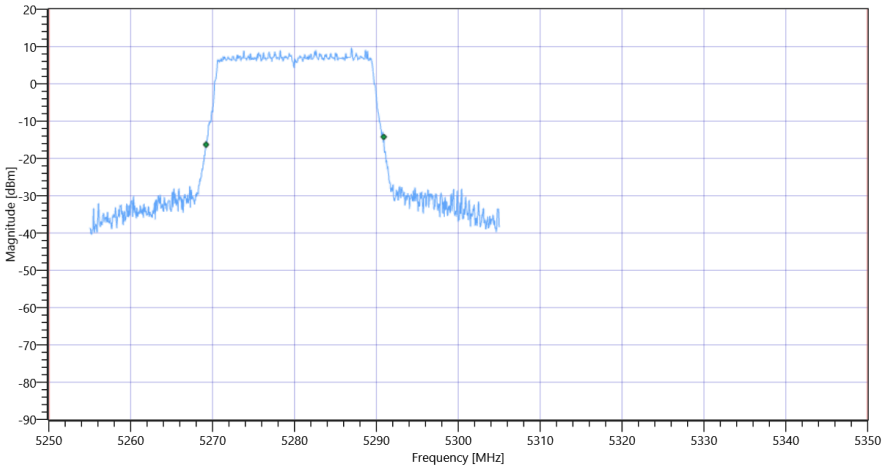

FCC 15.407, ISED RSS247 # Bandwidths 99PCT and 26dB ~ WLAN5Gx ax-HE20 U-NII-2A

General verdict	PASS

FCC 15.407, ISED RSS247 # Bandwidths 99PCT and 26dB ~ WLAN5Gx ax-HE20 U-NII-2A

Test References	
TC Start	15.07.2022 10:40:42
Ambit Temp [°C] | Humidity [rel%]	24.1 | 41
System Version	3.2.0.2
Test Specification	FCC 15.407, ISED RSS247 -
Test Method	26dB Bandwidth KDB789033 D02, C.1 / ISED RSS-GEN
TC Version	0.0.1
My Description	FCC 15.407 Bandwidths - WLAN5Gx ax-HE20 U-NII-2A
Add. Information	

EUT Common Settings WLAN5Gx	
Number of Antenna Ports	2
User Interaction	No
Device Class UNII_1	Client

Test Parameter	
Technology to test	WLAN5Gx ax-HE20
Antenna Port used	2
Temperature	nom
Voltage	nom
Frequency low to test	False | Freq [MHz] 5260
Frequency mid to test	False | Freq [MHz] 5280
Frequency high to test	True | Freq [MHz] 5320
Auto Control enabled Power Supply | Climatic Box	No | No
Additional Path Loss [dB]	1.4
Switched Path	EUT - SignalingUnit - SpectrumAnalyzer

Test Equipment
Signal analyzer,Rohde&Schwarz,FSV-40,1307.9002K40/101042,3.70
Switch matrix,CTCadvanced,SPM-4 NI DAQ,28016133,NI

Test at TX 5320 MHz

RESULT: Reference Power cond.					
Test Description	Lower Limit	Upper Limit	Measured	Unit	Verdict
Ref. Power 1MHz/1MHz cond.	---	---	14.13	dBm	INFO
Ref. Frequency	---	---	5325.000	MHz	INFO

READ SA SETTINGS:	
RefLevel [dBm] | RefLevelOffset [dB] | InpAtt [dB]	22.13 | 18.41 | 20
Start [MHz] | Stop [MHz]	5295.000 | 5345.000
RBW [MHz] | VBW [MHz]	0.300000 | 1.000000
Detector | TraceMode	POS | MAXH
Sweep: Time [ms] | Count | Points per Section | Type	1 | 2500 | 1001 | SWE

RESULT					
Test Description	Lower Limit	Upper Limit	Measured	Unit	Verdict
Bandwidth 99%	---	---	19.181	MHz	INFO
T1 99%	5250.000000	---	5310.4595	MHz	PASS since U-NII-1 is supported
T2 99%	---	5350.000000	5329.6404	MHz	PASS

Plot: Bandwidth only

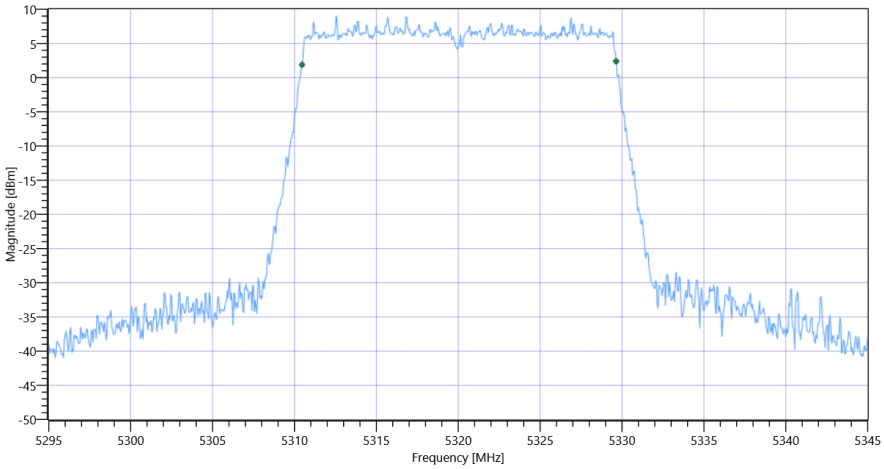

FCC 15.407, ISED RSS247 # Bandwidths 99PCT and 26dB ~ WLAN5Gx ax-HE20 U-NII-2A 99PCT

Plot: Bandwidth within Band

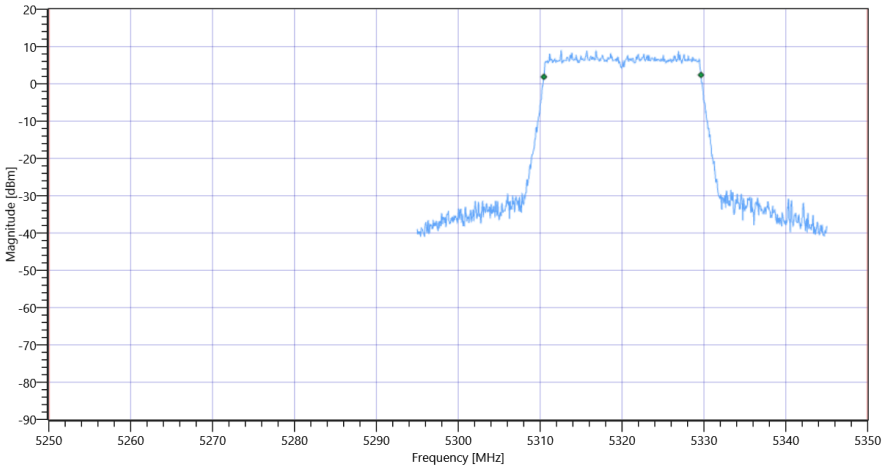

FCC 15.407, ISED RSS247 # Bandwidths 99PCT and 26dB ~ WLAN5Gx ax-HE20 U-NII-2A

RESULT					
Test Description	Lower Limit	Upper Limit	Measured	Unit	Verdict
Bandwidth 20dB	---	---	21.55	MHz	INFO
T1 26dB	5250.000000	---	5309.3000	MHz	PASS since U-NII-1 is supported
T2 26dB	---	5350.000000	5330.8500	MHz	PASS

Plot: Bandwidth only

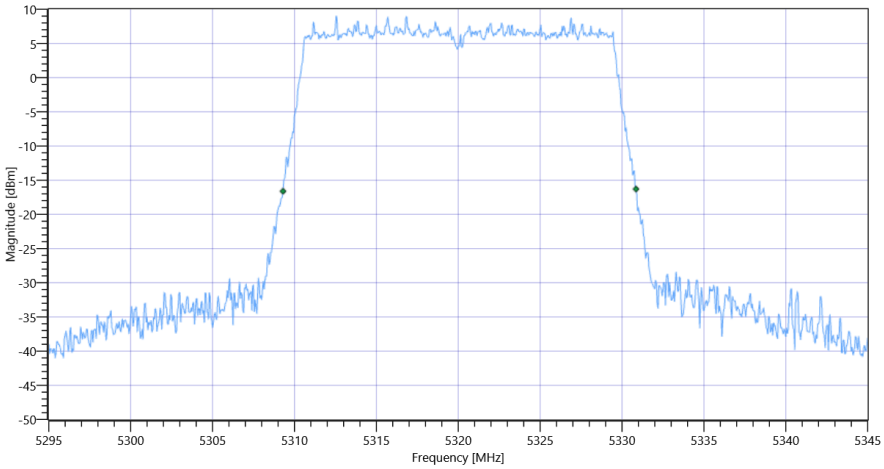

FCC 15.407, ISED RSS247 # Bandwidths 99PCT and 26dB ~ WLAN5Gx ax-HE20 U-NII-2A 26dB

Plot: Bandwidth within Band

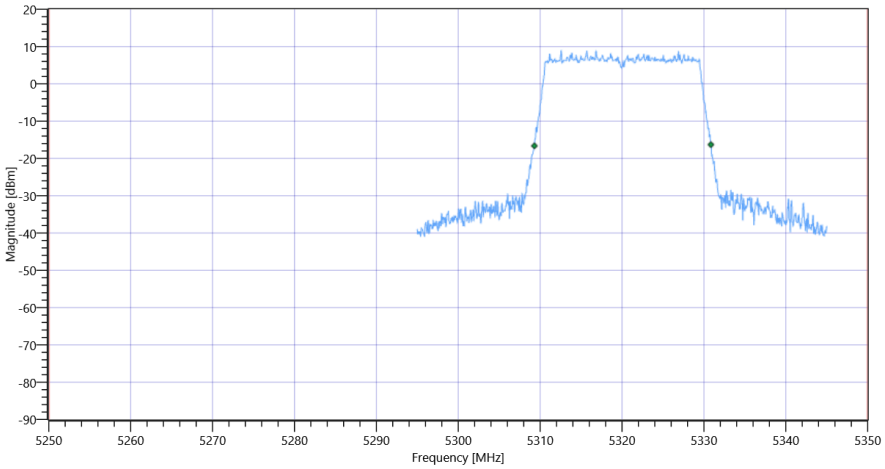

FCC 15.407, ISED RSS247 # Bandwidths 99PCT and 26dB ~ WLAN5Gx ax-HE20 U-NII-2A

General verdict	PASS

FCC 15.407, ISED RSS247 # Bandwidths 99PCT and 26dB ~ WLAN5Gx ax-HE20 U-NII-2C

Test References	
TC Start	15.07.2022 10:46:43
Ambit Temp [°C] | Humidity [rel%]	24.2 | 41
System Version	3.2.0.2
Test Specification	FCC 15.407, ISED RSS247 -
Test Method	26dB Bandwidth KDB789033 D02, C.1 / ISED RSS-GEN
TC Version	0.0.1
My Description	FCC 15.407 Bandwidths - WLAN5Gx ax-HE20 U-NII-2C
Add. Information	

EUT Common Settings WLAN5Gx	
Number of Antenna Ports	2
User Interaction	No
Device Class UNII_1	Client

Test Parameter	
Technology to test	WLAN5Gx ax-HE20
Antenna Port used	2
Temperature	nom
Voltage	nom
Frequency low to test	True | Freq [MHz] 5500
Frequency mid to test	False | Freq [MHz] 5600
Frequency high to test	False | Freq [MHz] 5700
Auto Control enabled Power Supply | Climatic Box	No | No
Additional Path Loss [dB]	1.4
Switched Path	EUT - SignalingUnit - SpectrumAnalyzer

Test Equipment
Signal analyzer,Rohde&Schwarz,FSV-40,1307.9002K40/101042,3.70
Switch matrix,CTCadvanced,SPM-4 NI DAQ,28016133,NI

Test at TX 5500 MHz

RESULT: Reference Power cond.					
Test Description	Lower Limit	Upper Limit	Measured	Unit	Verdict
Ref. Power 1MHz/1MHz cond.	---	---	15.38	dBm	INFO
Ref. Frequency	---	---	5498.600	MHz	INFO

READ SA SETTINGS:	
RefLevel [dBm] | RefLevelOffset [dB] | InpAtt [dB]	23.38 | 18.5 | 20
Start [MHz] | Stop [MHz]	5475.000 | 5525.000
RBW [MHz] | VBW [MHz]	0.300000 | 1.000000
Detector | TraceMode	POS | MAXH
Sweep: Time [ms] | Count | Points per Section | Type	1 | 2500 | 1001 | SWE

RESULT					
Test Description	Lower Limit	Upper Limit	Measured	Unit	Verdict
Bandwidth 99%	---	---	19.231	MHz	INFO
T1 99%	5470.000000	---	5490.4595	MHz	PASS since U-NII-3 is supported
T2 99%	---	5725.000000	5509.6903	MHz	

Plot: Bandwidth only

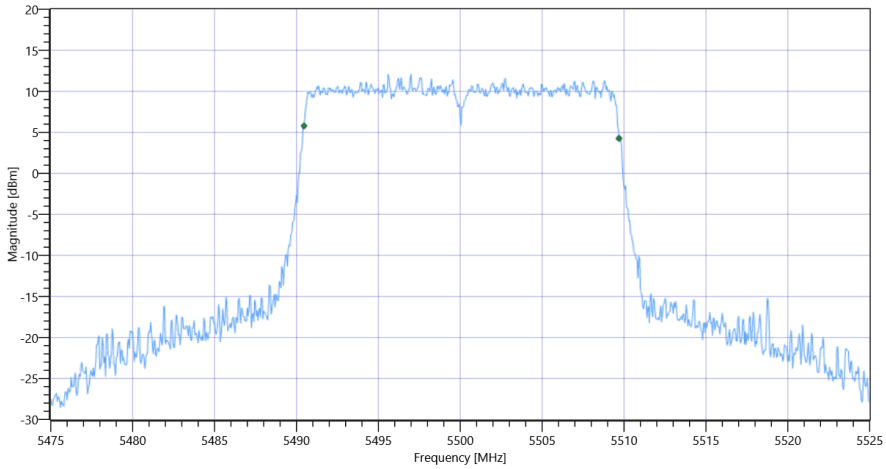

FCC 15.407, ISED RSS247 # Bandwidths 99PCT and 26dB ~ WLAN5Gx ax-HE20 U-NII-2C 99PCT

Plot: Bandwidth within Band

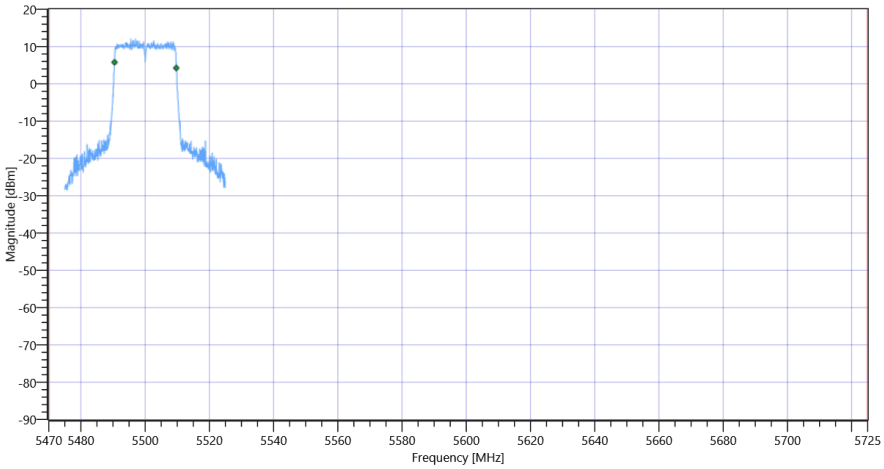

FCC 15.407, ISED RSS247 # Bandwidths 99PCT and 26dB ~ WLAN5Gx ax-HE20 U-NII-2C

RESULT					
Test Description	Lower Limit	Upper Limit	Measured	Unit	Verdict
Bandwidth 20dB	---	---	22.6	MHz	INFO
T1 26dB	5470.000000	---	5488.3500	MHz	PASS since U-NII-3 is supported
T2 26dB	---	5725.000000	5510.9500	MHz	

Plot: Bandwidth only

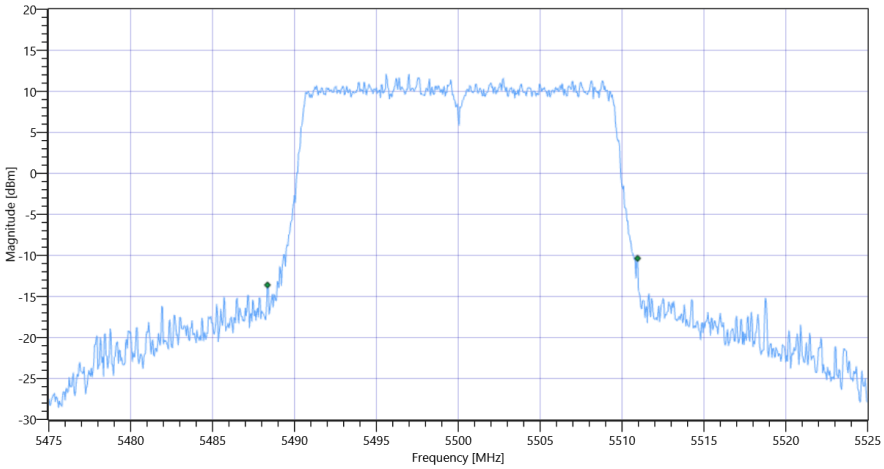

FCC 15.407, ISED RSS247 # Bandwidths 99PCT and 26dB ~ WLAN5Gx ax-HE20 U-NII-2C 26dB

Plot: Bandwidth within Band

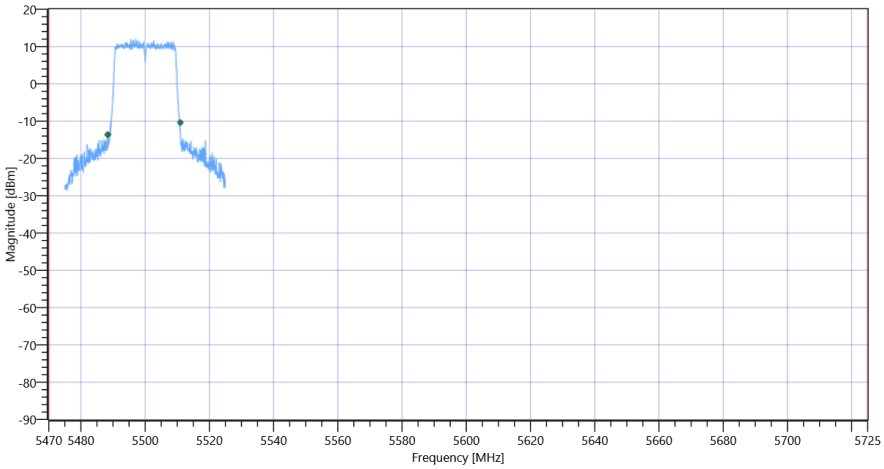

FCC 15.407, ISED RSS247 # Bandwidths 99PCT and 26dB ~ WLAN5Gx ax-HE20 U-NII-2C

General verdict	PASS

FCC 15.407, ISED RSS247 # Bandwidths 99PCT and 26dB ~ WLAN5Gx ax-HE20 U-NII-2C

Test References	
TC Start	15.07.2022 10:51:42
Ambit Temp [°C] | Humidity [rel%]	24.3 | 41
System Version	3.2.0.2
Test Specification	FCC 15.407, ISED RSS247 -
Test Method	26dB Bandwidth KDB789033 D02, C.1 / ISED RSS-GEN
TC Version	0.0.1
My Description	FCC 15.407 Bandwidths - WLAN5Gx ax-HE20 U-NII-2C
Add. Information	

EUT Common Settings WLAN5Gx	
Number of Antenna Ports	2
User Interaction	No
Device Class UNII_1	Client

Test Parameter	
Technology to test	WLAN5Gx ax-HE20
Antenna Port used	2
Temperature	nom
Voltage	nom
Frequency low to test	False | Freq [MHz] 5500
Frequency mid to test	True | Freq [MHz] 5600
Frequency high to test	False | Freq [MHz] 5700
Auto Control enabled Power Supply | Climatic Box	No | No
Additional Path Loss [dB]	1.4
Switched Path	EUT - SignalingUnit - SpectrumAnalyzer

Test Equipment
Signal analyzer,Rohde&Schwarz,FSV-40,1307.9002K40/101042,3.70
Switch matrix,CTCadvanced,SPM-4 NI DAQ,28016133,NI

Test at TX 5600 MHz

RESULT: Reference Power cond.					
Test Description	Lower Limit	Upper Limit	Measured	Unit	Verdict
Ref. Power 1MHz/1MHz cond.	---	---	16.19	dBm	INFO
Ref. Frequency	---	---	5591.810	MHz	INFO

READ SA SETTINGS:	
RefLevel [dBm] | RefLevelOffset [dB] | InpAtt [dB]	24.19 | 19.06 | 25
Start [MHz] | Stop [MHz]	5575.000 | 5625.000
RBW [MHz] | VBW [MHz]	0.300000 | 1.000000
Detector | TraceMode	POS | MAXH
Sweep: Time [ms] | Count | Points per Section | Type	1 | 2500 | 1001 | SWE

RESULT					
Test Description	Lower Limit	Upper Limit	Measured	Unit	Verdict
Bandwidth 99%	---	---	19.181	MHz	INFO
T1 99%	5470.000000	---	5590.4595	MHz	PASS since U-NII-3 is supported
T2 99%	---	5725.000000	5609.6404	MHz	

Plot: Bandwidth only

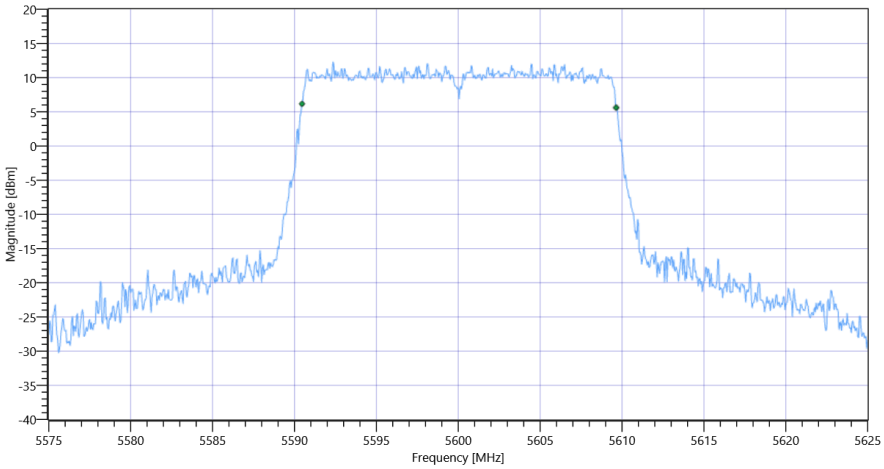

FCC 15.407, ISED RSS247 # Bandwidths 99PCT and 26dB ~ WLAN5Gx ax-HE20 U-NII-2C 99PCT

Plot: Bandwidth within Band

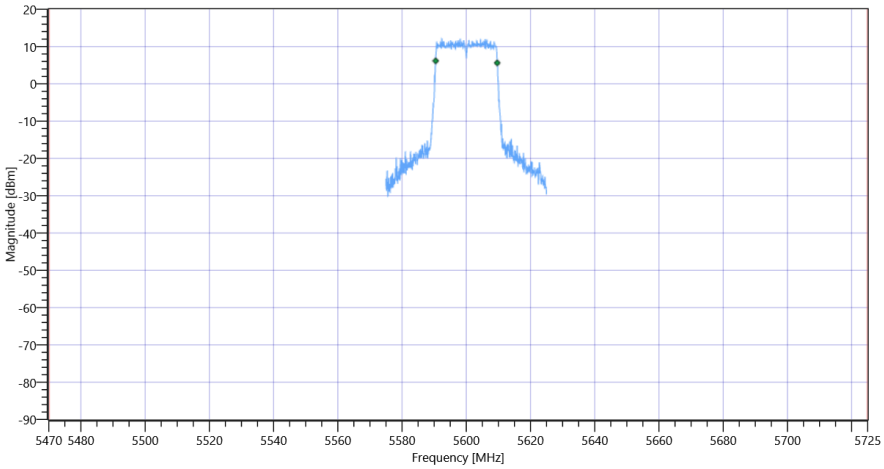

FCC 15.407, ISED RSS247 # Bandwidths 99PCT and 26dB ~ WLAN5Gx ax-HE20 U-NII-2C

RESULT					
Test Description	Lower Limit	Upper Limit	Measured	Unit	Verdict
Bandwidth 20dB	---	---	21.9	MHz	INFO
T1 26dB	5470.000000	---	5589.1000	MHz	PASS since U-NII-3 is supported
T2 26dB	---	5725.000000	5611.0000	MHz	

Plot: Bandwidth only

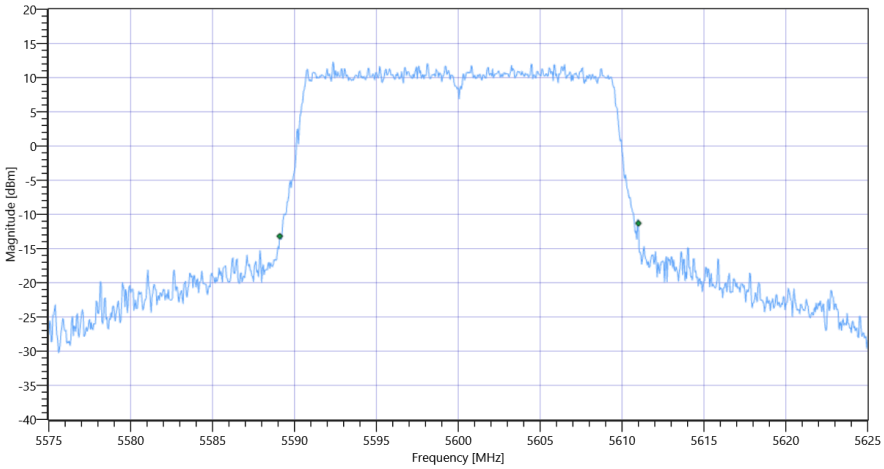

FCC 15.407, ISED RSS247 # Bandwidths 99PCT and 26dB ~ WLAN5Gx ax-HE20 U-NII-2C 26dB

Plot: Bandwidth within Band

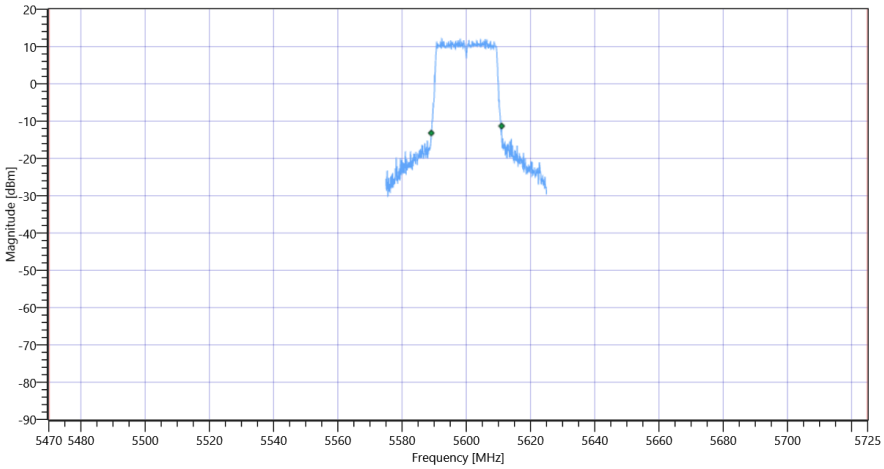

FCC 15.407, ISED RSS247 # Bandwidths 99PCT and 26dB ~ WLAN5Gx ax-HE20 U-NII-2C

General verdict	PASS

FCC 15.407, ISED RSS247 # Bandwidths 99PCT and 26dB ~ WLAN5Gx ax-HE20 U-NII-2C

Test References	
TC Start	15.07.2022 10:56:55
Ambit Temp [°C] | Humidity [rel%]	24.3 | 40
System Version	3.2.0.2
Test Specification	FCC 15.407, ISED RSS247 -
Test Method	26dB Bandwidth KDB789033 D02, C.1 / ISED RSS-GEN
TC Version	0.0.1
My Description	FCC 15.407 Bandwidths - WLAN5Gx ax-HE20 U-NII-2C
Add. Information	

EUT Common Settings WLAN5Gx	
Number of Antenna Ports	2
User Interaction	No
Device Class UNII_1	Client

Test Parameter	
Technology to test	WLAN5Gx ax-HE20
Antenna Port used	2
Temperature	nom
Voltage	nom
Frequency low to test	False | Freq [MHz] 5500
Frequency mid to test	False | Freq [MHz] 5600
Frequency high to test	True | Freq [MHz] 5700
Auto Control enabled Power Supply | Climatic Box	No | No
Additional Path Loss [dB]	1.4
Switched Path	EUT - SignalingUnit - SpectrumAnalyzer

Test Equipment
Signal analyzer,Rohde&Schwarz,FSV-40,1307.9002K40/101042,3.70
Switch matrix,CTCadvanced,SPM-4 NI DAQ,28016133,NI

Test at TX 5700 MHz

RESULT: Reference Power cond.					
Test Description	Lower Limit	Upper Limit	Measured	Unit	Verdict
Ref. Power 1MHz/1MHz cond.	---	---	15.96	dBm	INFO
Ref. Frequency	---	---	5699.000	MHz	INFO

READ SA SETTINGS:	
RefLevel [dBm] | RefLevelOffset [dB] | InpAtt [dB]	23.96 | 18.46 | 25
Start [MHz] | Stop [MHz]	5675.000 | 5725.000
RBW [MHz] | VBW [MHz]	0.300000 | 1.000000
Detector | TraceMode	POS | MAXH
Sweep: Time [ms] | Count | Points per Section | Type	1 | 2500 | 1001 | SWE

RESULT					
Test Description	Lower Limit	Upper Limit	Measured	Unit	Verdict
Bandwidth 99%	---	---	19.181	MHz	INFO
T1 99%	5470.000000	---	5690.4595	MHz	PASS since U-NII-3 is supported
T2 99%	---	5725.000000	5709.6404	MHz	

Plot: Bandwidth only

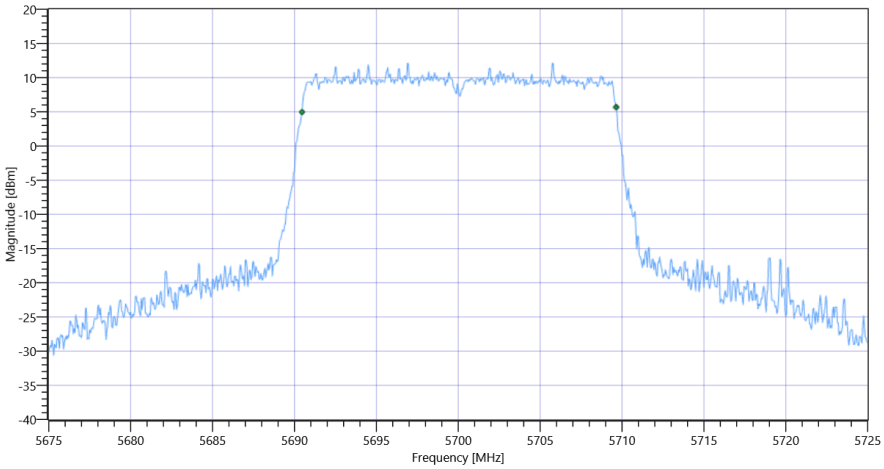

FCC 15.407, ISED RSS247 # Bandwidths 99PCT and 26dB ~ WLAN5Gx ax-HE20 U-NII-2C 99PCT

Plot: Bandwidth within Band

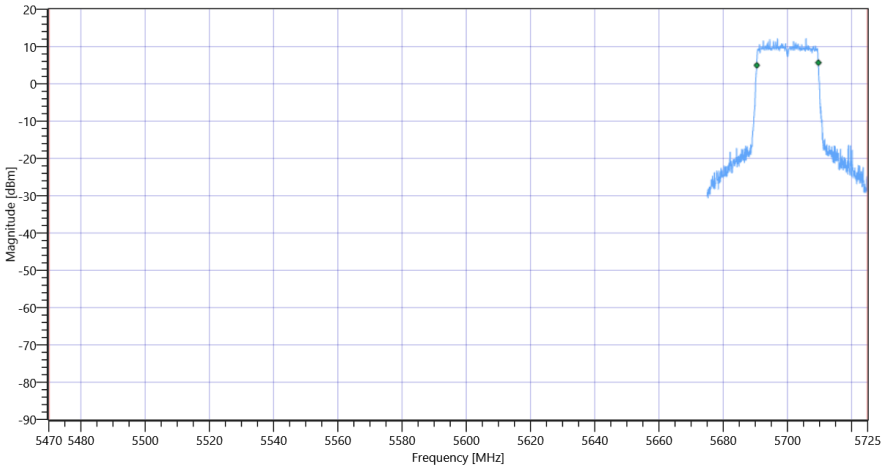

FCC 15.407, ISED RSS247 # Bandwidths 99PCT and 26dB ~ WLAN5Gx ax-HE20 U-NII-2C

RESULT					
Test Description	Lower Limit	Upper Limit	Measured	Unit	Verdict
Bandwidth 20dB	---	---	21.9	MHz	INFO
T1 26dB	5470.000000	---	5689.1000	MHz	PASS since U-NII-3 is supported
T2 26dB	---	5725.000000	5711.0000	MHz	

Plot: Bandwidth only

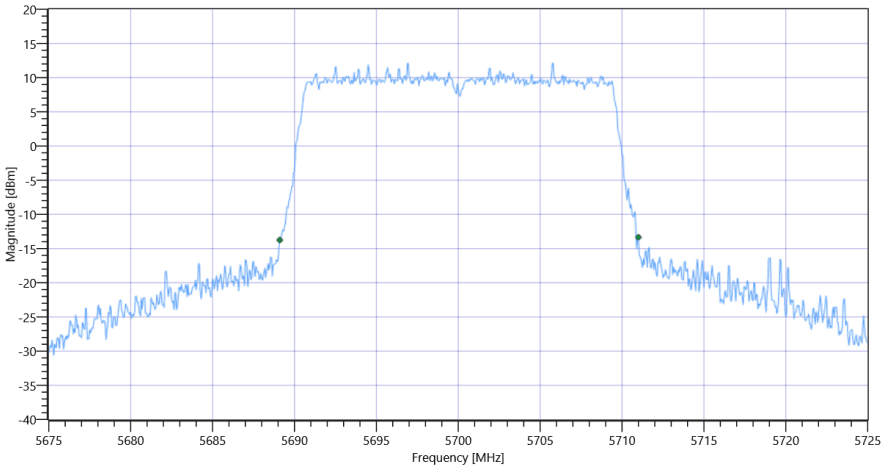

FCC 15.407, ISED RSS247 # Bandwidths 99PCT and 26dB ~ WLAN5Gx ax-HE20 U-NII-2C 26dB

Plot: Bandwidth within Band

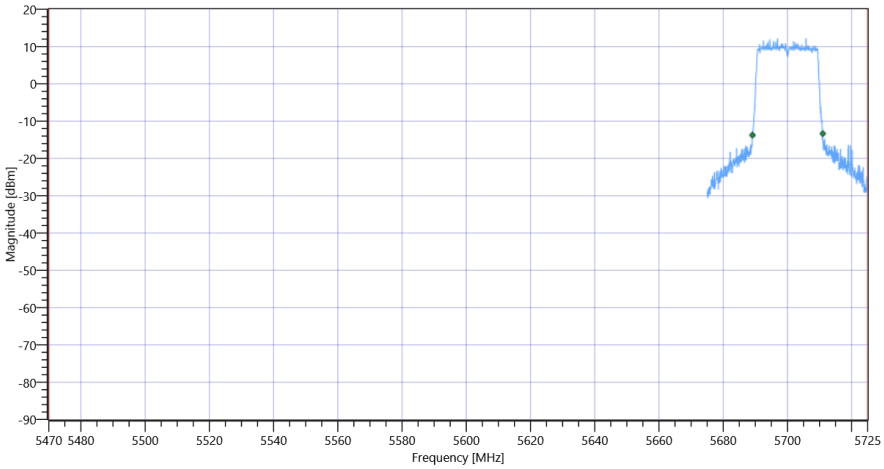

FCC 15.407, ISED RSS247 # Bandwidths 99PCT and 26dB ~ WLAN5Gx ax-HE20 U-NII-2C

General verdict	PASS

FCC 15.407, ISED RSS247 # Bandwidths 99PCT and 26dB ~ WLAN5Gx ax-HE20 U-NII-3

Test References	
TC Start	15.07.2022 11:04:41
Ambit Temp [°C] | Humidity [rel%]	24.4 | 40
System Version	3.2.0.2
Test Specification	FCC 15.407, ISED RSS247 -
Test Method	26dB Bandwidth KDB789033 D02, C.1 / ISED RSS-GEN
TC Version	0.0.1
My Description	FCC 15.407 Bandwidths - WLAN5Gx ax-HE20 U-NII-3
Add. Information	

EUT Common Settings WLAN5Gx	
Number of Antenna Ports	2
User Interaction	No
Device Class UNII_1	Client

Test Parameter	
Technology to test	WLAN5Gx ax-HE20
Antenna Port used	2
Temperature	nom
Voltage	nom
Frequency low to test	True | Freq [MHz] 5745
Frequency mid to test	False | Freq [MHz] 5785
Frequency high to test	False | Freq [MHz] 5825
Auto Control enabled Power Supply | Climatic Box	No | No
Additional Path Loss [dB]	1.4
Switched Path	EUT - SignalingUnit - SpectrumAnalyzer

Test Equipment
Signal analyzer,Rohde&Schwarz,FSV-40,1307.9002K40/101042,3.70
Switch matrix,CTCadvanced,SPM-4 NI DAQ,28016133,NI

Test at TX 5745 MHz

RESULT: Reference Power cond.					
Test Description	Lower Limit	Upper Limit	Measured	Unit	Verdict
Ref. Power 1MHz/1MHz cond.	---	---	20.31	dBm	INFO
Ref. Frequency	---	---	5740.800	MHz	INFO

READ SA SETTINGS:	
RefLevel [dBm] | RefLevelOffset [dB] | InpAtt [dB]	28.31 | 18.72 | 25
Start [MHz] | Stop [MHz]	5720.000 | 5770.000
RBW [MHz] | VBW [MHz]	0.300000 | 1.000000
Detector | TraceMode	POS | MAXH
Sweep: Time [ms] | Count | Points per Section | Type	1 | 2500 | 1001 | SWE

RESULT					
Test Description	Lower Limit	Upper Limit	Measured	Unit	Verdict
Bandwidth 99%	---	---	29.820	MHz	INFO
T1 99%	5725.000000	---	5730.2148	MHz	PASS
T2 99%	---	5850.000000	5760.0350	MHz	PASS

Plot: Bandwidth only

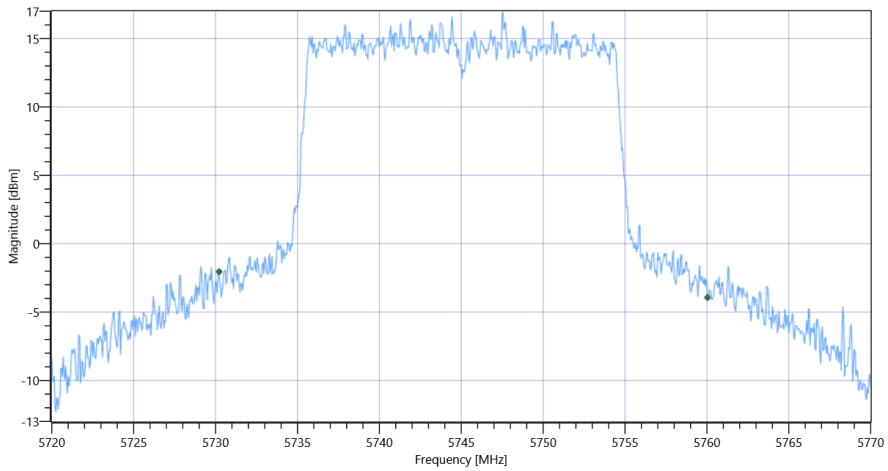

FCC 15.407, ISED RSS247 # Bandwidths 99PCT and 26dB ~ WLAN5Gx ax-HE20 U-NII-3 99PCT

Plot: Bandwidth within Band

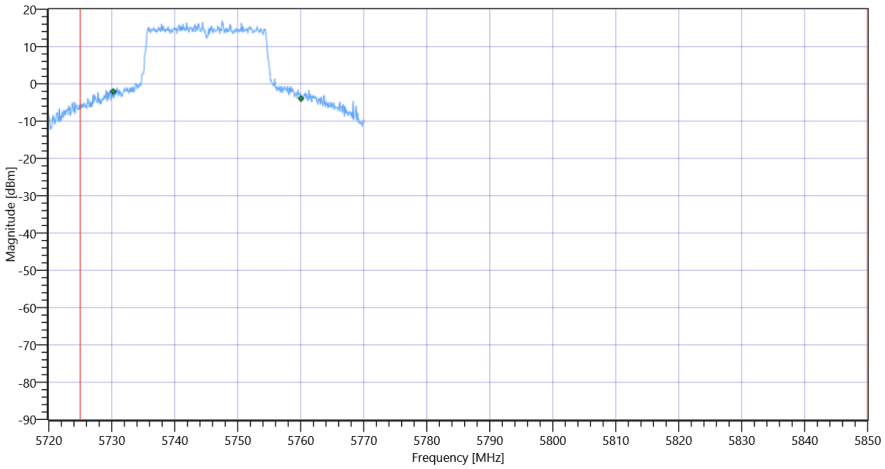

FCC 15.407, ISED RSS247 # Bandwidths 99PCT and 26dB ~ WLAN5Gx ax-HE20 U-NII-3

RESULT					
Test Description	Lower Limit	Upper Limit	Measured	Unit	Verdict
Bandwidth 20dB	---	---	49.05	MHz	INFO
T1 26dB	5725.000000	---	5720.0000	MHz	DFS required
T2 26dB	---	5850.000000	5769.0500	MHz	PASS

Plot: Bandwidth only

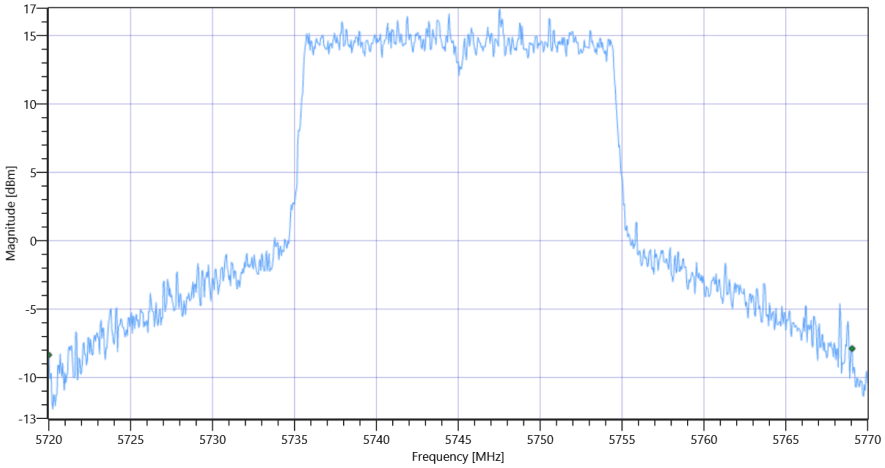

FCC 15.407, ISED RSS247 # Bandwidths 99PCT and 26dB ~ WLAN5Gx ax-HE20 U-NII-3 26dB

Plot: Bandwidth within Band

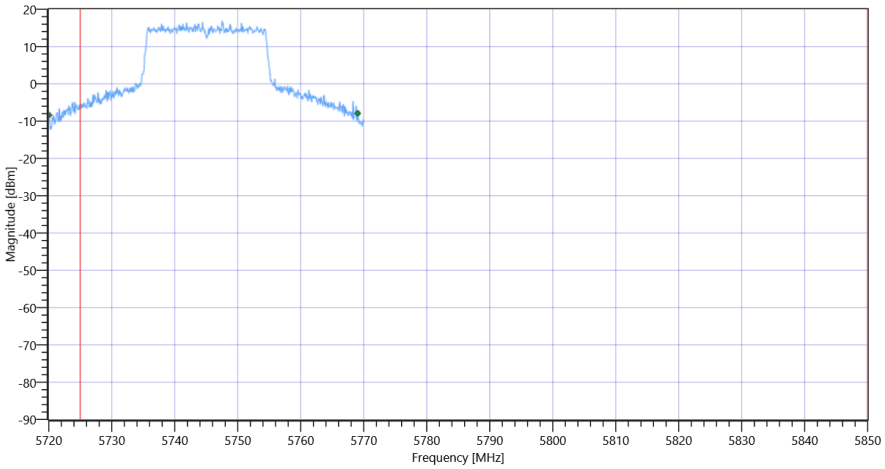

FCC 15.407, ISED RSS247 # Bandwidths 99PCT and 26dB ~ WLAN5Gx ax-HE20 U-NII-3

General verdict	PASS

FCC 15.407, ISED RSS247 # Bandwidths 99PCT and 26dB ~ WLAN5Gx ax-HE20 U-NII-3

Test References	
TC Start	15.07.2022 11:12:46
Ambit Temp [°C] | Humidity [rel%]	24.4 | 40
System Version	3.2.0.2
Test Specification	FCC 15.407, ISED RSS247 -
Test Method	26dB Bandwidth KDB789033 D02, C.1 / ISED RSS-GEN
TC Version	0.0.1
My Description	FCC 15.407 Bandwidths - WLAN5Gx ax-HE20 U-NII-3
Add. Information	

EUT Common Settings WLAN5Gx	
Number of Antenna Ports	2
User Interaction	No
Device Class UNII_1	Client

Test Parameter	
Technology to test	WLAN5Gx ax-HE20
Antenna Port used	2
Temperature	nom
Voltage	nom
Frequency low to test	False | Freq [MHz] 5745
Frequency mid to test	True | Freq [MHz] 5785
Frequency high to test	False | Freq [MHz] 5825
Auto Control enabled Power Supply | Climatic Box	No | No
Additional Path Loss [dB]	1.4
Switched Path	EUT - SignalingUnit - SpectrumAnalyzer

Test Equipment
Signal analyzer,Rohde&Schwarz,FSV-40,1307.9002K40/101042,3.70
Switch matrix,CTCadvanced,SPM-4 NI DAQ,28016133,NI