Test at TX 5785 MHz

RESULT: Reference Power cond.					
Test Description	Lower Limit	Upper Limit	Measured	Unit	Verdict
Ref. Power 1MHz/1MHz cond.	---	---	19.50	dBm	INFO
Ref. Frequency	---	---	5784.600	MHz	INFO

READ SA SETTINGS:	
RefLevel [dBm] | RefLevelOffset [dB] | InpAtt [dB]	27.50 | 18.76 | 25
Start [MHz] | Stop [MHz]	5760.000 | 5810.000
RBW [MHz] | VBW [MHz]	0.300000 | 1.000000
Detector | TraceMode	POS | MAXH
Sweep: Time [ms] | Count | Points per Section | Type	1 | 2500 | 1001 | SWE

RESULT					
Test Description	Lower Limit	Upper Limit	Measured	Unit	Verdict
Bandwidth 99%	---	---	28.871	MHz	INFO
T1 99%	5725.000000	---	5770.8641	MHz	PASS
T2 99%	---	5850.000000	5799.7353	MHz	PASS

Plot: Bandwidth only

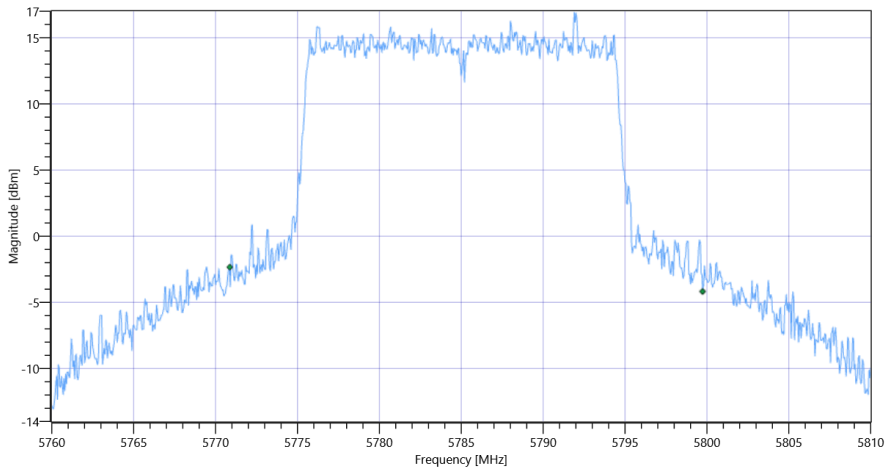

FCC 15.407, ISED RSS247 # Bandwidths 99PCT and 26dB ~ WLAN5Gx ax-HE20 U-NII-3 99PCT

Plot: Bandwidth within Band

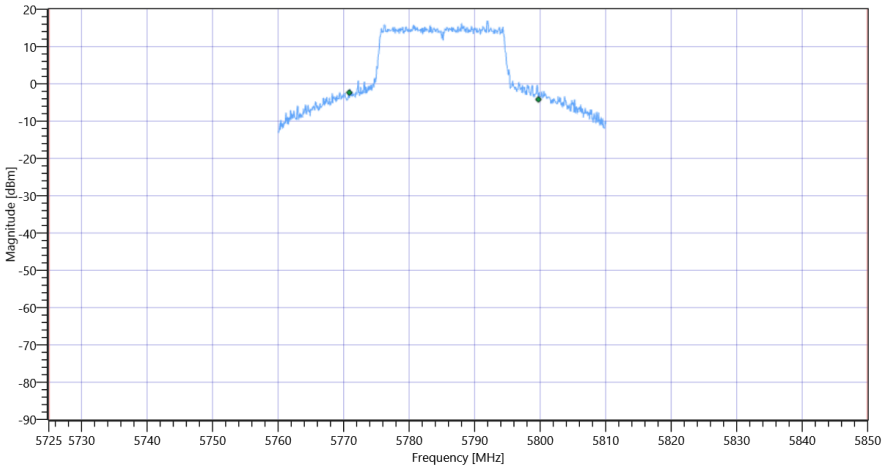

FCC 15.407, ISED RSS247 # Bandwidths 99PCT and 26dB ~ WLAN5Gx ax-HE20 U-NII-3

RESULT					
Test Description	Lower Limit	Upper Limit	Measured	Unit	Verdict
Bandwidth 20dB	---	---	48.1	MHz	INFO
T1 26dB	5725.000000	---	5761.2000	MHz	PASS
T2 26dB	---	5850.000000	5809.3000	MHz	PASS

Plot: Bandwidth only

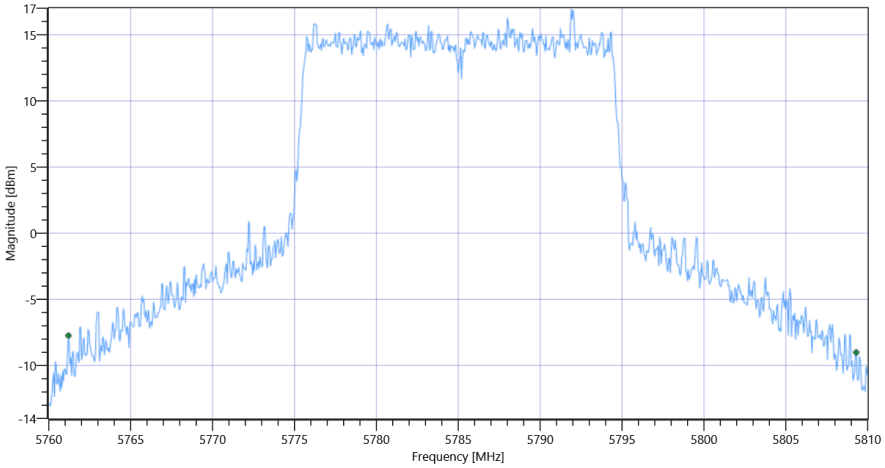

FCC 15.407, ISED RSS247 # Bandwidths 99PCT and 26dB ~ WLAN5Gx ax-HE20 U-NII-3 26dB

Plot: Bandwidth within Band

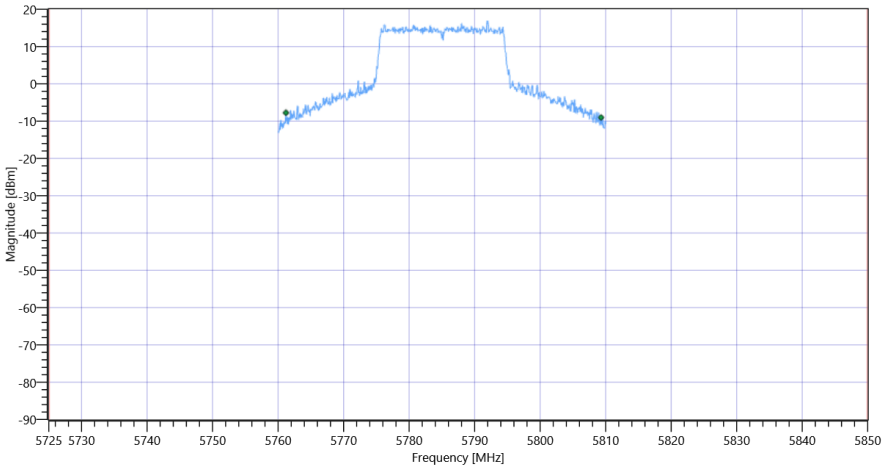

FCC 15.407, ISED RSS247 # Bandwidths 99PCT and 26dB ~ WLAN5Gx ax-HE20 U-NII-3

General verdict	PASS

FCC 15.407, ISED RSS247 # Bandwidths 99PCT and 26dB ~ WLAN5Gx ax-HE20 U-NII-3

Test References	
TC Start	15.07.2022 11:20:54
Ambit Temp [°C] | Humidity [rel%]	24.4 | 40
System Version	3.2.0.2
Test Specification	FCC 15.407, ISED RSS247 -
Test Method	26dB Bandwidth KDB789033 D02, C.1 / ISED RSS-GEN
TC Version	0.0.1
My Description	FCC 15.407 Bandwidths - WLAN5Gx ax-HE20 U-NII-3
Add. Information	

EUT Common Settings WLAN5Gx	
Number of Antenna Ports	2
User Interaction	No
Device Class UNII_1	Client

Test Parameter	
Technology to test	WLAN5Gx ax-HE20
Antenna Port used	2
Temperature	nom
Voltage	nom
Frequency low to test	False | Freq [MHz] 5745
Frequency mid to test	False | Freq [MHz] 5785
Frequency high to test	True | Freq [MHz] 5825
Auto Control enabled Power Supply | Climatic Box	No | No
Additional Path Loss [dB]	1.4
Switched Path	EUT - SignalingUnit - SpectrumAnalyzer

Test Equipment
Signal analyzer,Rohde&Schwarz,FSV-40,1307.9002K40/101042,3.70
Switch matrix,CTCadvanced,SPM-4 NI DAQ,28016133,NI

Test at TX 5825 MHz

RESULT: Reference Power cond.					
Test Description	Lower Limit	Upper Limit	Measured	Unit	Verdict
Ref. Power 1MHz/1MHz cond.	---	---	20.31	dBm	INFO
Ref. Frequency	---	---	5822.400	MHz	INFO

READ SA SETTINGS:	
RefLevel [dBm] | RefLevelOffset [dB] | InpAtt [dB]	28.31 | 18.74 | 25
Start [MHz] | Stop [MHz]	5800.000 | 5850.000
RBW [MHz] | VBW [MHz]	0.300000 | 1.000000
Detector | TraceMode	POS | MAXH
Sweep: Time [ms] | Count | Points per Section | Type	1 | 2500 | 1001 | SWE

RESULT					
Test Description	Lower Limit	Upper Limit	Measured	Unit	Verdict
Bandwidth 99%	---	---	28.521	MHz	INFO
T1 99%	5725.000000	---	5810.8641	MHz	PASS
T2 99%	---	5850.000000	5839.3856	MHz	PASS

Plot: Bandwidth only

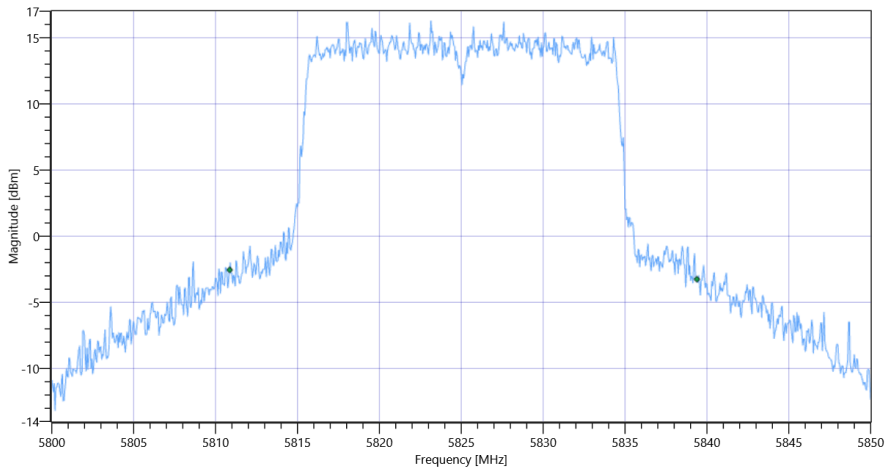

FCC 15.407, ISED RSS247 # Bandwidths 99PCT and 26dB ~ WLAN5Gx ax-HE20 U-NII-3 99PCT

Plot: Bandwidth within Band

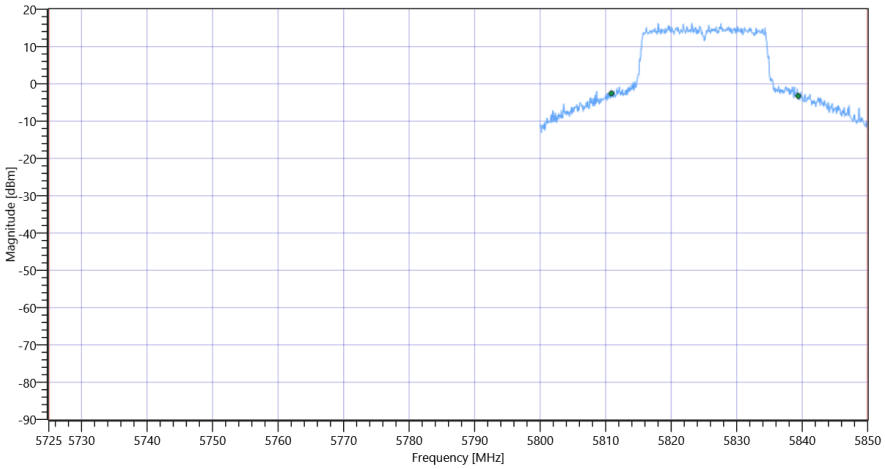

FCC 15.407, ISED RSS247 # Bandwidths 99PCT and 26dB ~ WLAN5Gx ax-HE20 U-NII-3

RESULT					
Test Description	Lower Limit	Upper Limit	Measured	Unit	Verdict
Bandwidth 20dB	---	---	48.15	MHz	INFO
T1 26dB	5725.000000	---	5801.0500	MHz	PASS
T2 26dB	---	5850.000000	5849.2000	MHz	PASS

Plot: Bandwidth only

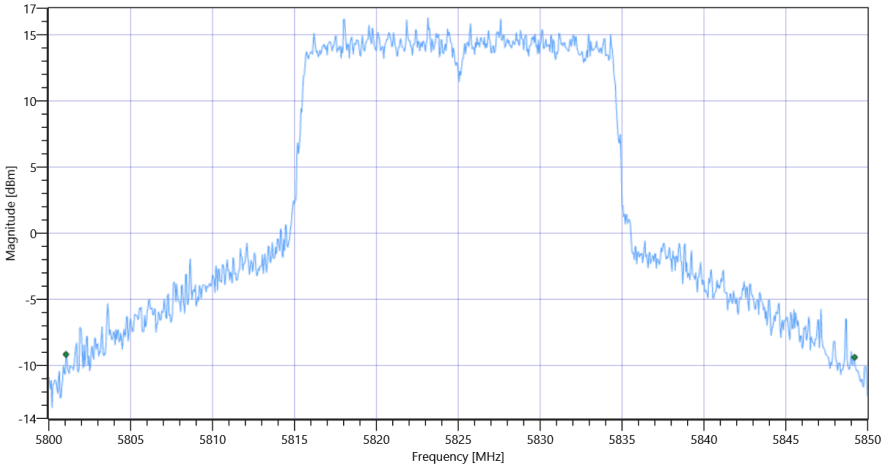

FCC 15.407, ISED RSS247 # Bandwidths 99PCT and 26dB ~ WLAN5Gx ax-HE20 U-NII-3 26dB

Plot: Bandwidth within Band

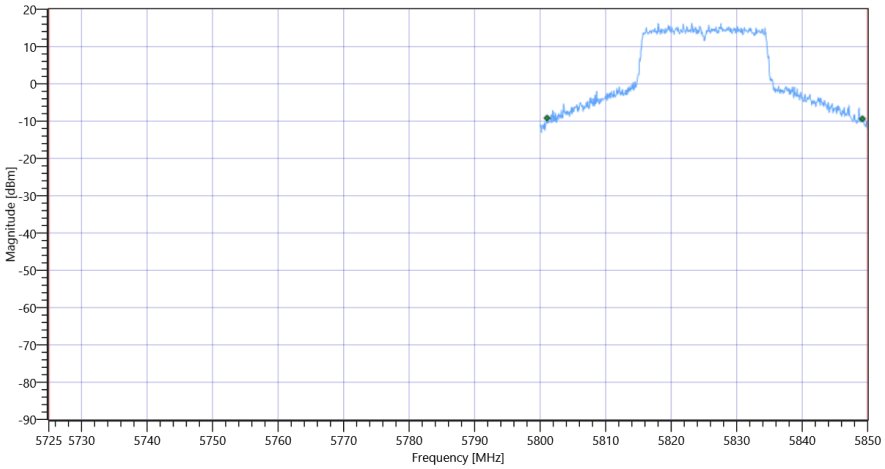

FCC 15.407, ISED RSS247 # Bandwidths 99PCT and 26dB ~ WLAN5Gx ax-HE20 U-NII-3

General verdict	PASS

FCC 15.407, ISED RSS247 # Bandwidths 99PCT and 26dB ~ WLAN5Gx ax-HE20 U-NII-1

Test References	
TC Start	23.08.2022 10:14:53
Ambit Temp [°C] | Humidity [rel%]	23.1 | 52
System Version	3.3.0.2
Test Specification	FCC 15.407, ISED RSS247 -
Test Method	26dB Bandwidth KDB789033 D02, C.1 / ISED RSS-GEN
TC Version	0.0.1
My Description	FCC 15.407 Bandwidths - WLAN5Gx ax-HE20 U-NII-1
Add. Information	

EUT Common Settings WLAN5Gx	
Number of Antenna Ports	2
User Interaction	No
Device Class UNII_1	Client

Test Parameter	
Technology to test	WLAN5Gx ax-HE20
Antenna Port used	1
Temperature	nom
Voltage	nom
Frequency low to test	True | Freq [MHz] 5180
Frequency mid to test	False | Freq [MHz] 5200
Frequency high to test	False | Freq [MHz] 5240
Auto Control enabled Power Supply | Climatic Box	No | No
Additional Path Loss [dB]	1.4
Switched Path	EUT - SignalingUnit - SpectrumAnalyzer

Test Equipment
Signal analyzer,Rohde&Schwarz,FSV-40,1307.9002K40/101042,3.70
Switch matrix,CTCadvanced,SPM-4 NI DAQ,28016133,NI

Test at TX 5180 MHz

RESULT: Reference Power cond.					
Test Description	Lower Limit	Upper Limit	Measured	Unit	Verdict
Ref. Power 1MHz/1MHz cond.	---	---	12.20	dBm	INFO
Ref. Frequency	---	---	5181.200	MHz	INFO

READ SA SETTINGS:	
RefLevel [dBm] | RefLevelOffset [dB] | InpAtt [dB]	20.20 | 17.99 | 20
Start [MHz] | Stop [MHz]	5155.000 | 5205.000
RBW [MHz] | VBW [MHz]	0.300000 | 1.000000
Detector | TraceMode	POS | MAXH
Sweep: Time [ms] | Count | Points per Section | Type	1 | 2500 | 1001 | SWE

RESULT					
Test Description	Lower Limit	Upper Limit	Measured	Unit	Verdict
Bandwidth 99%	---	---	18.082	MHz	INFO
T1 99%	5150.000000	---	5171.0090	MHz	PASS
T2 99%	---	5250.000000	5189.0909	MHz	PASS

Plot: Bandwidth only

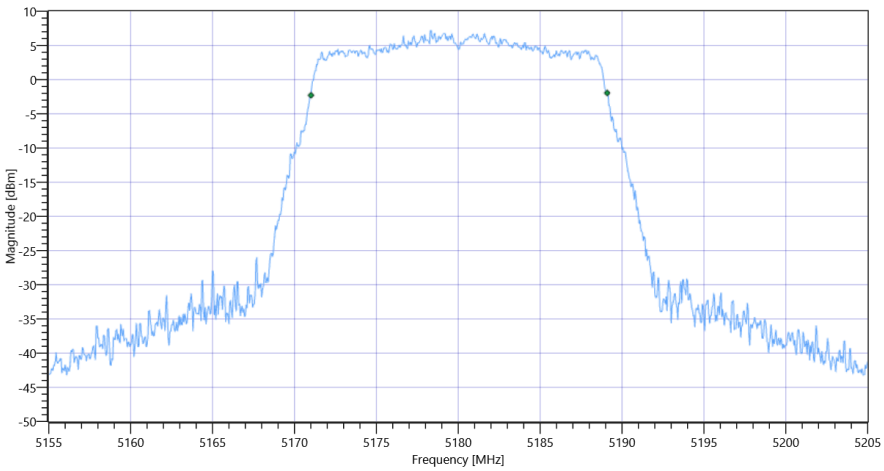

FCC 15.407, ISED RSS247 # Bandwidths 99PCT and 26dB ~ WLAN5Gx ax-HE20 U-NII-1 99PCT

Plot: Bandwidth within Band

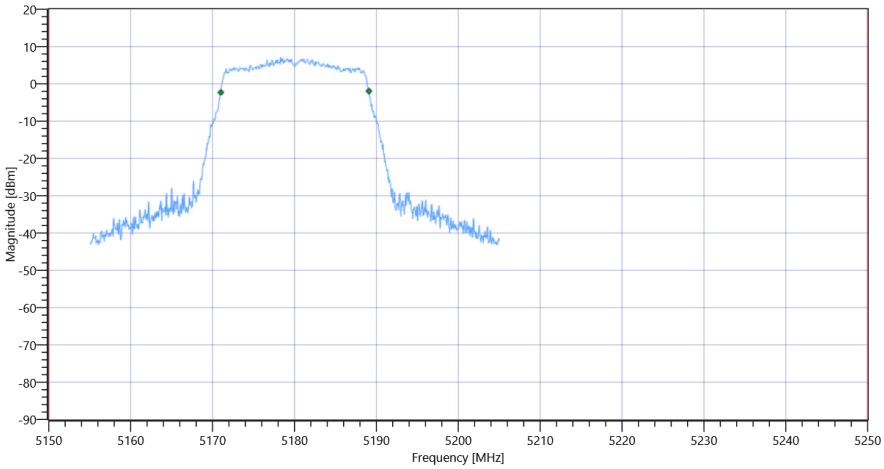

FCC 15.407, ISED RSS247 # Bandwidths 99PCT and 26dB ~ WLAN5Gx ax-HE20 U-NII-1

RESULT					
Test Description	Lower Limit	Upper Limit	Measured	Unit	Verdict
Bandwidth 26dB	---	---	21.7	MHz	INFO
T1 26dB	5150.000000	---	5169.2500	MHz	PASS
T2 26dB	---	5250.000000	5190.9500	MHz	PASS

Plot: Bandwidth only

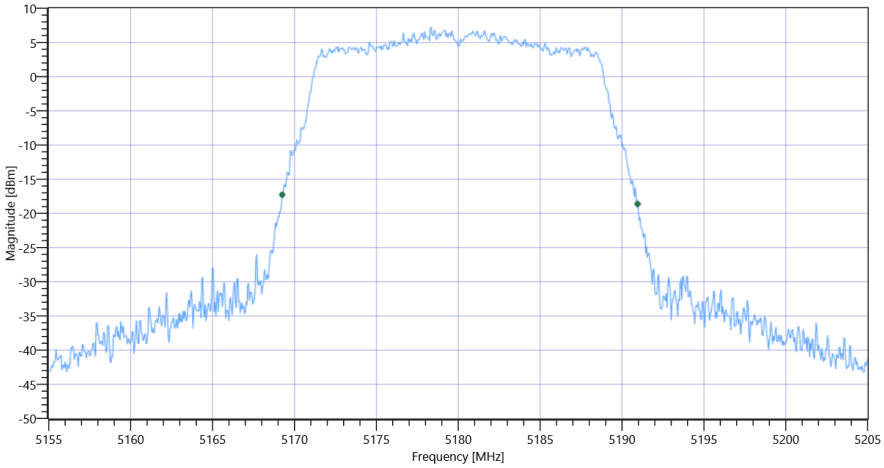

FCC 15.407, ISED RSS247 # Bandwidths 99PCT and 26dB ~ WLAN5Gx ax-HE20 U-NII-1 26dB

Plot: Bandwidth within Band

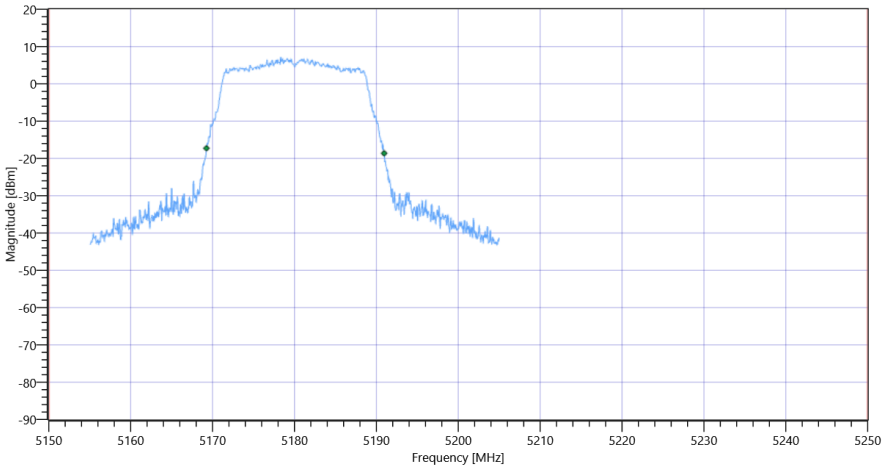

FCC 15.407, ISED RSS247 # Bandwidths 99PCT and 26dB ~ WLAN5Gx ax-HE20 U-NII-1

General verdict	PASS

FCC 15.407, ISED RSS247 # Bandwidths 99PCT and 26dB ~ WLAN5Gx ax-HE20 U-NII-1

Test References	
TC Start	23.08.2022 10:17:04
Ambit Temp [°C] | Humidity [rel%]	23.1 | 52
System Version	3.3.0.2
Test Specification	FCC 15.407, ISED RSS247 -
Test Method	26dB Bandwidth KDB789033 D02, C.1 / ISED RSS-GEN
TC Version	0.0.1
My Description	FCC 15.407 Bandwidths - WLAN5Gx ax-HE20 U-NII-1
Add. Information	

EUT Common Settings WLAN5Gx	
Number of Antenna Ports	2
User Interaction	No
Device Class UNII_1	Client

Test Parameter	
Technology to test	WLAN5Gx ax-HE20
Antenna Port used	2
Temperature	nom
Voltage	nom
Frequency low to test	True | Freq [MHz] 5180
Frequency mid to test	False | Freq [MHz] 5200
Frequency high to test	False | Freq [MHz] 5240
Auto Control enabled Power Supply | Climatic Box	No | No
Additional Path Loss [dB]	1.4
Switched Path	EUT - SignalingUnit - SpectrumAnalyzer

Test Equipment
Signal analyzer,Rohde&Schwarz,FSV-40,1307.9002K40/101042,3.70
Switch matrix,CTCadvanced,SPM-4 NI DAQ,28016133,NI

Test at TX 5180 MHz

RESULT: Reference Power cond.					
Test Description	Lower Limit	Upper Limit	Measured	Unit	Verdict
Ref. Power 1MHz/1MHz cond.	---	---	12.10	dBm	INFO
Ref. Frequency	---	---	5182.400	MHz	INFO

READ SA SETTINGS:	
RefLevel [dBm] | RefLevelOffset [dB] | InpAtt [dB]	20.10 | 17.99 | 20
Start [MHz] | Stop [MHz]	5155.000 | 5205.000
RBW [MHz] | VBW [MHz]	0.300000 | 1.000000
Detector | TraceMode	POS | MAXH
Sweep: Time [ms] | Count | Points per Section | Type	1 | 2500 | 1001 | SWE

RESULT					
Test Description	Lower Limit	Upper Limit	Measured	Unit	Verdict
Bandwidth 99%	---	---	17.832	MHz	INFO
T1 99%	5150.000000	---	5171.1588	MHz	PASS
T2 99%	---	5250.000000	5188.9910	MHz	PASS

Plot: Bandwidth only

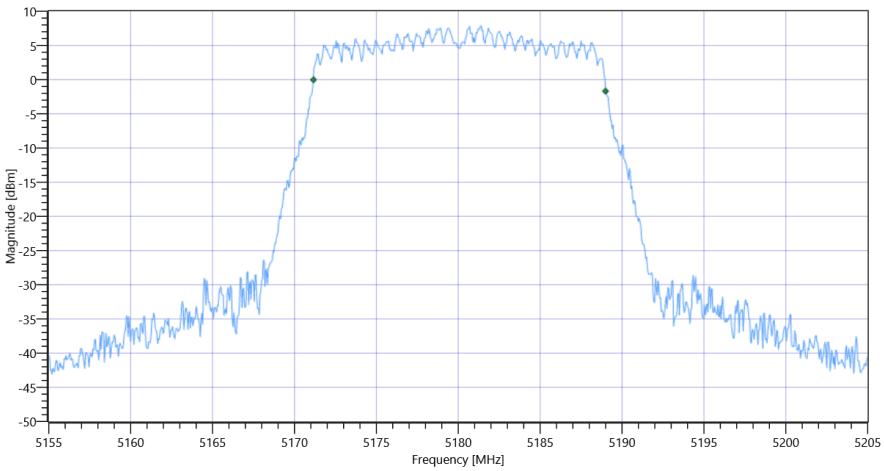

FCC 15.407, ISED RSS247 # Bandwidths 99PCT and 26dB ~ WLAN5Gx ax-HE20 U-NII-1 99PCT

Plot: Bandwidth within Band

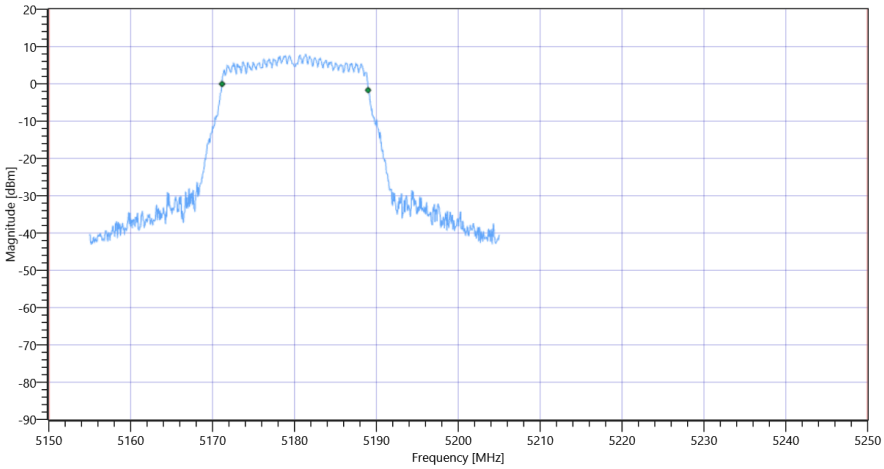

FCC 15.407, ISED RSS247 # Bandwidths 99PCT and 26dB ~ WLAN5Gx ax-HE20 U-NII-1

RESULT					
Test Description	Lower Limit	Upper Limit	Measured	Unit	Verdict
Bandwidth 26dB	---	---	21.5	MHz	INFO
T1 26dB	5150.000000	---	5169.3000	MHz	PASS
T2 26dB	---	5250.000000	5190.8000	MHz	PASS

Plot: Bandwidth only

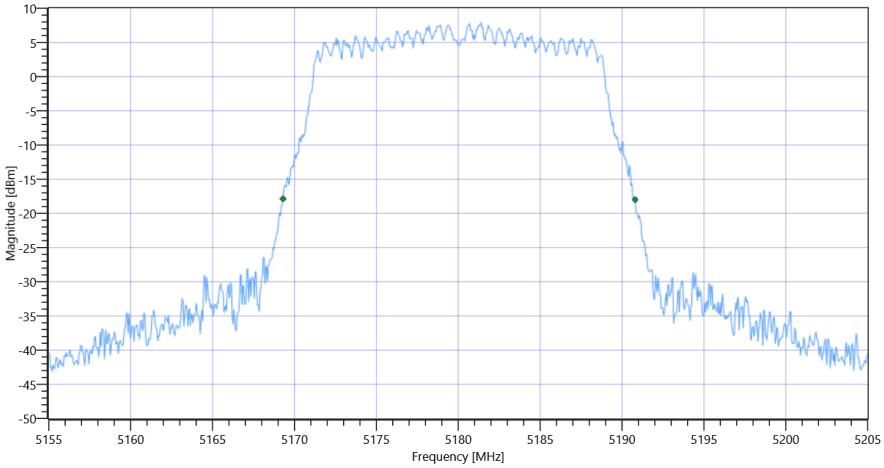

FCC 15.407, ISED RSS247 # Bandwidths 99PCT and 26dB ~ WLAN5Gx ax-HE20 U-NII-1 26dB

Plot: Bandwidth within Band

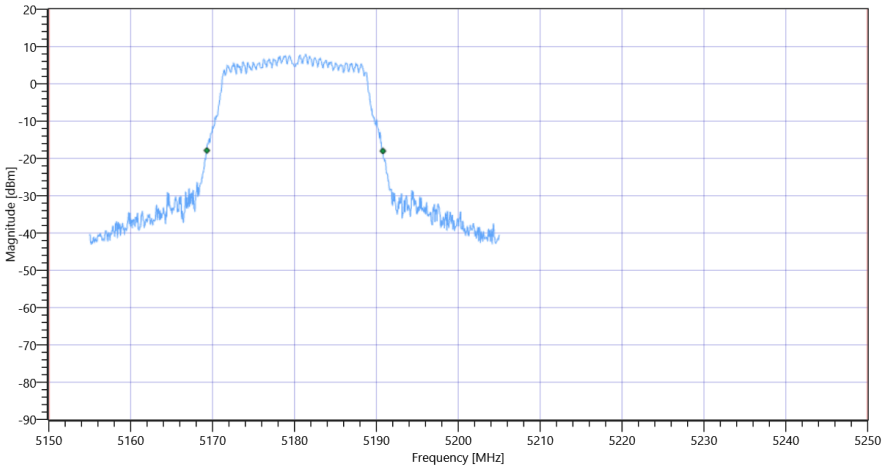

FCC 15.407, ISED RSS247 # Bandwidths 99PCT and 26dB ~ WLAN5Gx ax-HE20 U-NII-1

General verdict	PASS

FCC 15.407, ISED RSS247 # Bandwidths 99PCT and 26dB ~ WLAN5Gx ax-HE20 U-NII-1

Test References	
TC Start	23.08.2022 10:22:47
Ambit Temp [°C] | Humidity [rel%]	23.2 | 52
System Version	3.3.0.2
Test Specification	FCC 15.407, ISED RSS247 -
Test Method	26dB Bandwidth KDB789033 D02, C.1 / ISED RSS-GEN
TC Version	0.0.1
My Description	FCC 15.407 Bandwidths - WLAN5Gx ax-HE20 U-NII-1
Add. Information	

EUT Common Settings WLAN5Gx	
Number of Antenna Ports	2
User Interaction	No
Device Class UNII_1	Client

Test Parameter	
Technology to test	WLAN5Gx ax-HE20
Antenna Port used	1
Temperature	nom
Voltage	nom
Frequency low to test	False | Freq [MHz] 5180
Frequency mid to test	True | Freq [MHz] 5200
Frequency high to test	False | Freq [MHz] 5240
Auto Control enabled Power Supply | Climatic Box	No | No
Additional Path Loss [dB]	1.4
Switched Path	EUT - SignalingUnit - SpectrumAnalyzer

Test Equipment
Signal analyzer,Rohde&Schwarz,FSV-40,1307.9002K40/101042,3.70
Switch matrix,CTCadvanced,SPM-4 NI DAQ,28016133,NI

Test at TX 5200 MHz

RESULT: Reference Power cond.					
Test Description	Lower Limit	Upper Limit	Measured	Unit	Verdict
Ref. Power 1MHz/1MHz cond.	---	---	11.76	dBm	INFO
Ref. Frequency	---	---	5208.590	MHz	INFO

READ SA SETTINGS:	
RefLevel [dBm] | RefLevelOffset [dB] | InpAtt [dB]	19.76 | 17.91 | 20
Start [MHz] | Stop [MHz]	5175.000 | 5225.000
RBW [MHz] | VBW [MHz]	0.300000 | 1.000000
Detector | TraceMode	POS | MAXH
Sweep: Time [ms] | Count | Points per Section | Type	1 | 2500 | 1001 | SWE

RESULT					
Test Description	Lower Limit	Upper Limit	Measured	Unit	Verdict
Bandwidth 99%	---	---	19.131	MHz	INFO
T1 99%	5150.000000	---	5190.4595	MHz	PASS
T2 99%	---	5250.000000	5209.5904	MHz	PASS

Plot: Bandwidth only

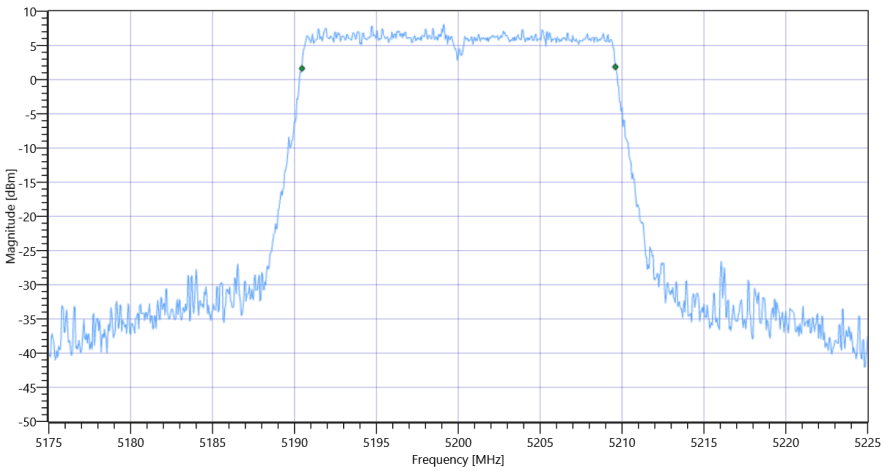

FCC 15.407, ISED RSS247 # Bandwidths 99PCT and 26dB ~ WLAN5Gx ax-HE20 U-NII-1 99PCT

Plot: Bandwidth within Band

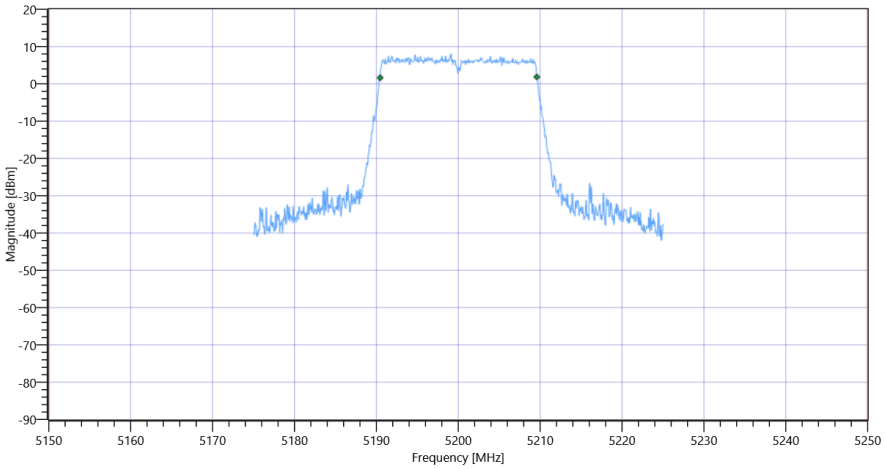

FCC 15.407, ISED RSS247 # Bandwidths 99PCT and 26dB ~ WLAN5Gx ax-HE20 U-NII-1

RESULT					
Test Description	Lower Limit	Upper Limit	Measured	Unit	Verdict
Bandwidth 26dB	---	---	21.7	MHz	INFO
T1 26dB	5150.000000	---	5189.1500	MHz	PASS
T2 26dB	---	5250.000000	5210.8500	MHz	PASS

Plot: Bandwidth only

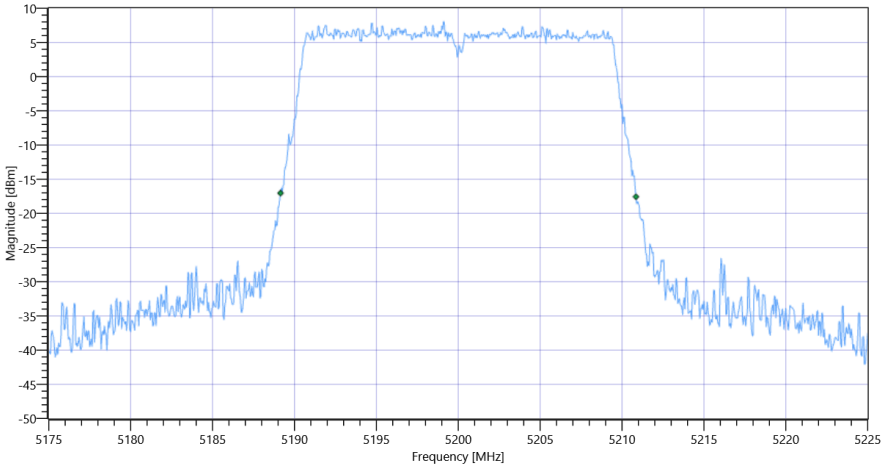

FCC 15.407, ISED RSS247 # Bandwidths 99PCT and 26dB ~ WLAN5Gx ax-HE20 U-NII-1 26dB

Plot: Bandwidth within Band

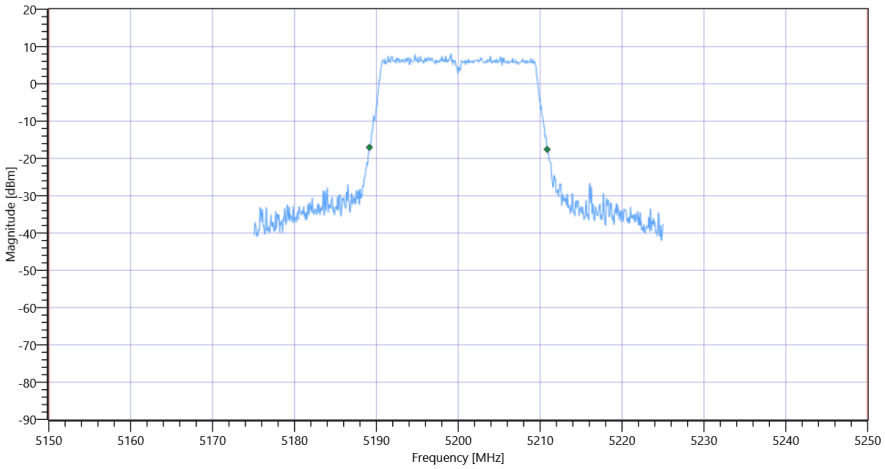

FCC 15.407, ISED RSS247 # Bandwidths 99PCT and 26dB ~ WLAN5Gx ax-HE20 U-NII-1

General verdict	PASS

FCC 15.407, ISED RSS247 # Bandwidths 99PCT and 26dB ~ WLAN5Gx ax-HE20 U-NII-1

Test References	
TC Start	23.08.2022 10:24:54
Ambit Temp [°C] | Humidity [rel%]	23.3 | 52
System Version	3.3.0.2
Test Specification	FCC 15.407, ISED RSS247 -
Test Method	26dB Bandwidth KDB789033 D02, C.1 / ISED RSS-GEN
TC Version	0.0.1
My Description	FCC 15.407 Bandwidths - WLAN5Gx ax-HE20 U-NII-1
Add. Information	

EUT Common Settings WLAN5Gx	
Number of Antenna Ports	2
User Interaction	No
Device Class UNII_1	Client

Test Parameter	
Technology to test	WLAN5Gx ax-HE20
Antenna Port used	2
Temperature	nom
Voltage	nom
Frequency low to test	False | Freq [MHz] 5180
Frequency mid to test	True | Freq [MHz] 5200
Frequency high to test	False | Freq [MHz] 5240
Auto Control enabled Power Supply | Climatic Box	No | No
Additional Path Loss [dB]	1.4
Switched Path	EUT - SignalingUnit - SpectrumAnalyzer

Test Equipment
Signal analyzer,Rohde&Schwarz,FSV-40,1307.9002K40/101042,3.70
Switch matrix,CTCadvanced,SPM-4 NI DAQ,28016133,NI

Test at TX 5200 MHz

RESULT: Reference Power cond.					
Test Description	Lower Limit	Upper Limit	Measured	Unit	Verdict
Ref. Power 1MHz/1MHz cond.	---	---	12.10	dBm	INFO
Ref. Frequency	---	---	5195.400	MHz	INFO

READ SA SETTINGS:	
RefLevel [dBm] | RefLevelOffset [dB] | InpAtt [dB]	20.10 | 17.91 | 20
Start [MHz] | Stop [MHz]	5175.000 | 5225.000
RBW [MHz] | VBW [MHz]	0.300000 | 1.000000
Detector | TraceMode	POS | MAXH
Sweep: Time [ms] | Count | Points per Section | Type	1 | 2500 | 1001 | SWE

RESULT					
Test Description	Lower Limit	Upper Limit	Measured	Unit	Verdict
Bandwidth 99%	---	---	19.181	MHz	INFO
T1 99%	5150.000000	---	5190.4595	MHz	PASS
T2 99%	---	5250.000000	5209.6404	MHz	PASS

Plot: Bandwidth only

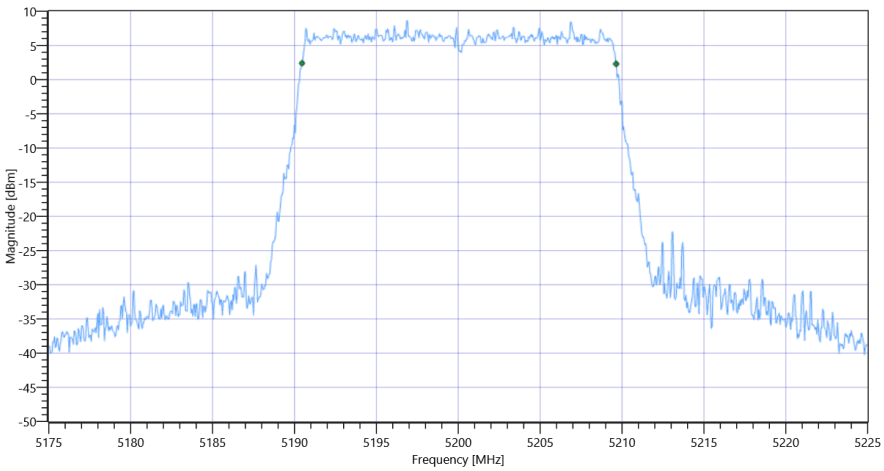

FCC 15.407, ISED RSS247 # Bandwidths 99PCT and 26dB ~ WLAN5Gx ax-HE20 U-NII-1 99PCT

Plot: Bandwidth within Band

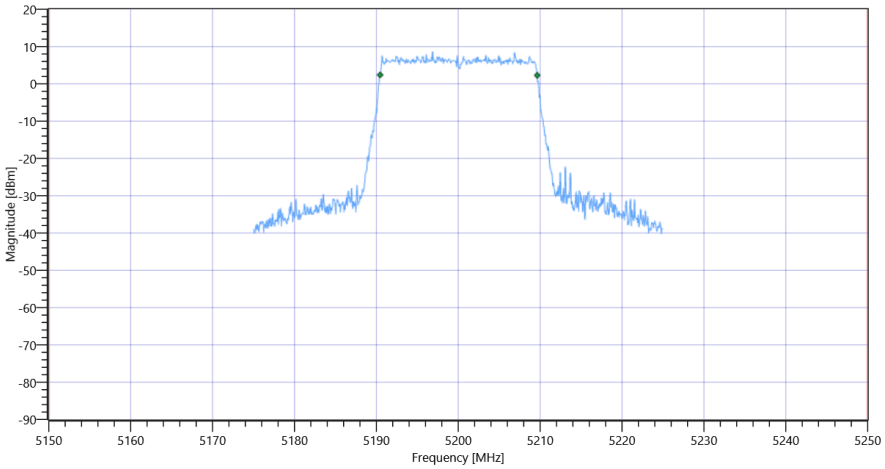

FCC 15.407, ISED RSS247 # Bandwidths 99PCT and 26dB ~ WLAN5Gx ax-HE20 U-NII-1

RESULT					
Test Description	Lower Limit	Upper Limit	Measured	Unit	Verdict
Bandwidth 26dB	---	---	21.8	MHz	INFO
T1 26dB	5150.000000	---	5189.2000	MHz	PASS
T2 26dB	---	5250.000000	5211.0000	MHz	PASS

Plot: Bandwidth only

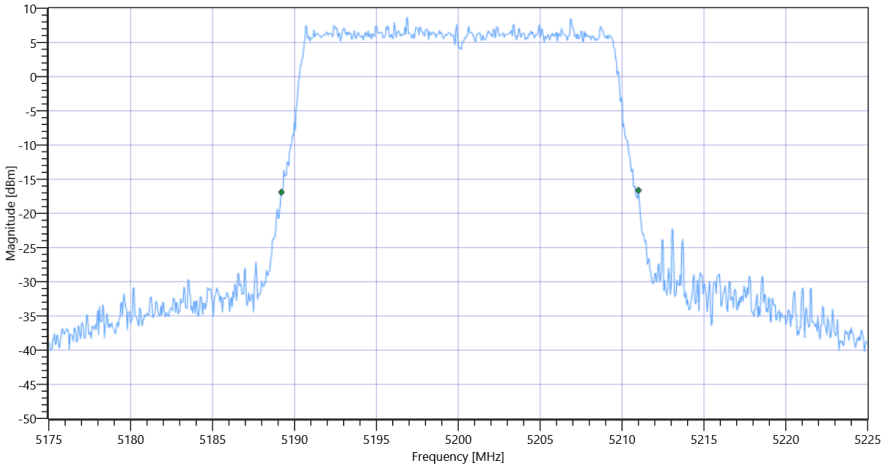

FCC 15.407, ISED RSS247 # Bandwidths 99PCT and 26dB ~ WLAN5Gx ax-HE20 U-NII-1 26dB

Plot: Bandwidth within Band

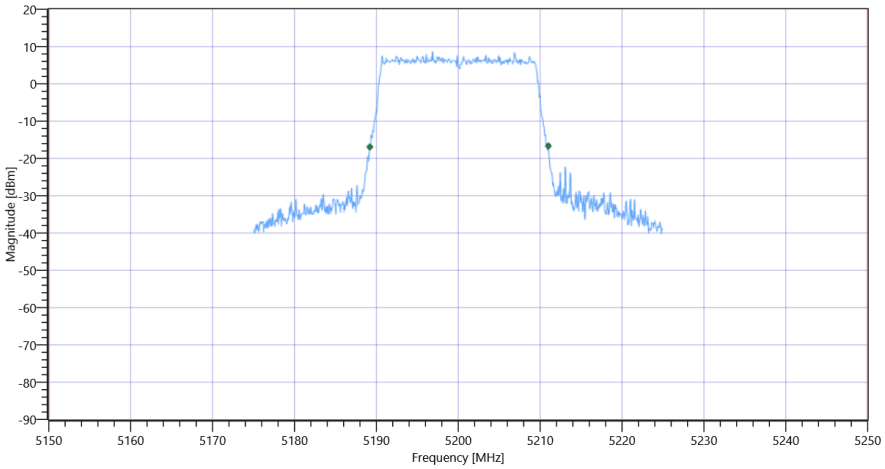

FCC 15.407, ISED RSS247 # Bandwidths 99PCT and 26dB ~ WLAN5Gx ax-HE20 U-NII-1

General verdict	PASS

FCC 15.407, ISED RSS247 # Bandwidths 99PCT and 26dB ~ WLAN5Gx ax-HE20 U-NII-1

Test References	
TC Start	23.08.2022 10:30:32
Ambit Temp [°C] | Humidity [rel%]	23.3 | 52
System Version	3.3.0.2
Test Specification	FCC 15.407, ISED RSS247 -
Test Method	26dB Bandwidth KDB789033 D02, C.1 / ISED RSS-GEN
TC Version	0.0.1
My Description	FCC 15.407 Bandwidths - WLAN5Gx ax-HE20 U-NII-1
Add. Information	

EUT Common Settings WLAN5Gx	
Number of Antenna Ports	2
User Interaction	No
Device Class UNII_1	Client

Test Parameter	
Technology to test	WLAN5Gx ax-HE20
Antenna Port used	1
Temperature	nom
Voltage	nom
Frequency low to test	False | Freq [MHz] 5180
Frequency mid to test	False | Freq [MHz] 5200
Frequency high to test	True | Freq [MHz] 5240
Auto Control enabled Power Supply | Climatic Box	No | No
Additional Path Loss [dB]	1.4
Switched Path	EUT - SignalingUnit - SpectrumAnalyzer

Test Equipment
Signal analyzer,Rohde&Schwarz,FSV-40,1307.9002K40/101042,3.70
Switch matrix,CTCadvanced,SPM-4 NI DAQ,28016133,NI

Test at TX 5240 MHz

RESULT: Reference Power cond.					
Test Description	Lower Limit	Upper Limit	Measured	Unit	Verdict
Ref. Power 1MHz/1MHz cond.	---	---	11.34	dBm	INFO
Ref. Frequency	---	---	5234.410	MHz	INFO

READ SA SETTINGS:	
RefLevel [dBm] | RefLevelOffset [dB] | InpAtt [dB]	19.34 | 18.56 | 20
Start [MHz] | Stop [MHz]	5215.000 | 5265.000
RBW [MHz] | VBW [MHz]	0.300000 | 1.000000
Detector | TraceMode	POS | MAXH
Sweep: Time [ms] | Count | Points per Section | Type	1 | 2500 | 1001 | SWE

RESULT					
Test Description	Lower Limit	Upper Limit	Measured	Unit	Verdict
Bandwidth 99%	---	---	19.181	MHz	INFO
T1 99%	5150.000000	---	5230.4595	MHz	PASS
T2 99%	---	5250.000000	5249.6404	MHz	PASS

Plot: Bandwidth only

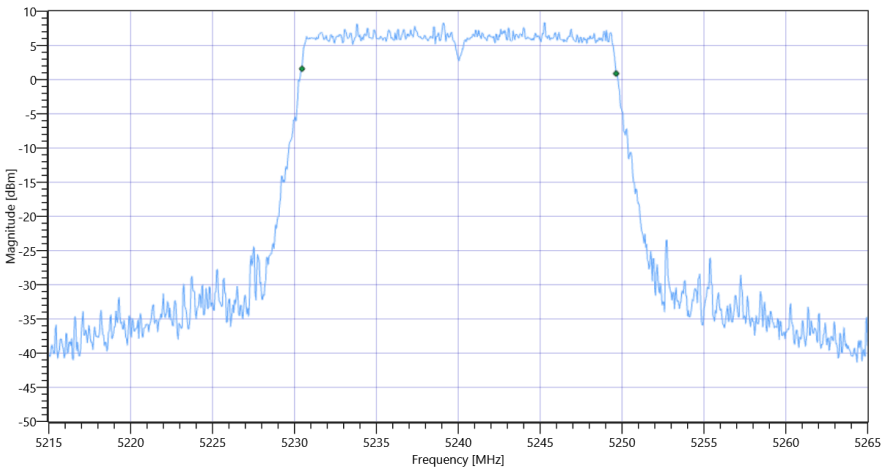

FCC 15.407, ISED RSS247 # Bandwidths 99PCT and 26dB ~ WLAN5Gx ax-HE20 U-NII-1 99PCT

Plot: Bandwidth within Band

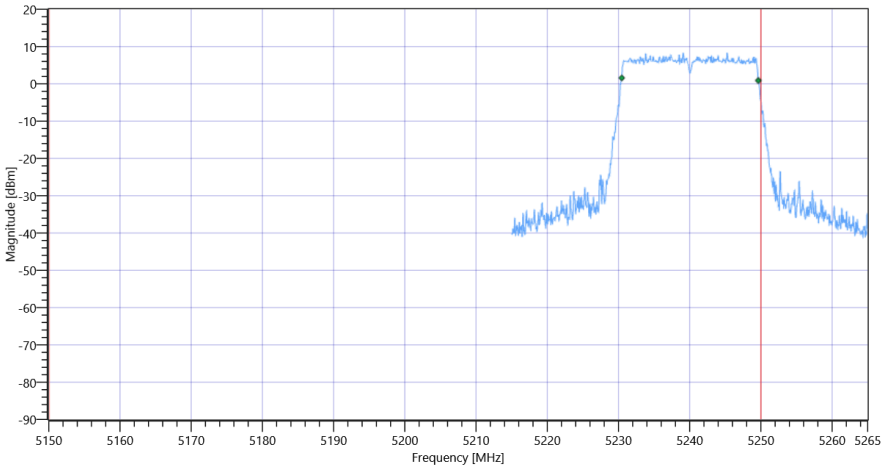

FCC 15.407, ISED RSS247 # Bandwidths 99PCT and 26dB ~ WLAN5Gx ax-HE20 U-NII-1

RESULT					
Test Description	Lower Limit	Upper Limit	Measured	Unit	Verdict
Bandwidth 26dB	---	---	21.75	MHz	INFO
T1 26dB	5150.000000	---	5229.1500	MHz	PASS
T2 26dB	---	5250.000000	5250.9000	MHz	DFS required

Plot: Bandwidth only

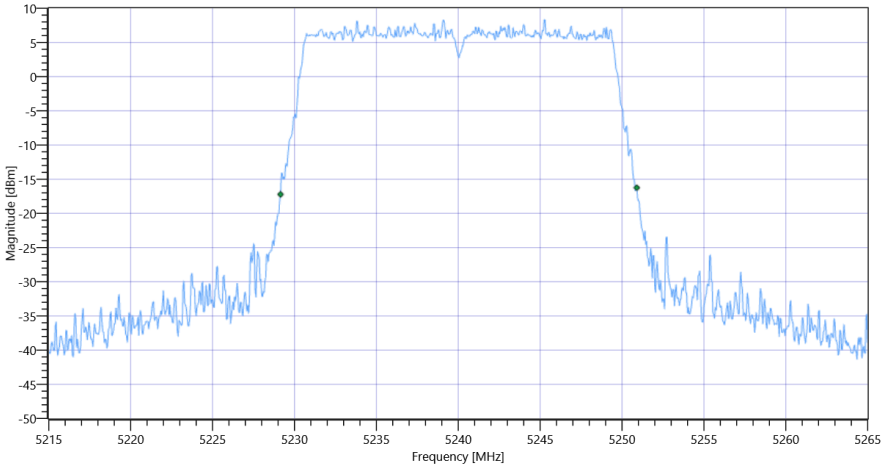

FCC 15.407, ISED RSS247 # Bandwidths 99PCT and 26dB ~ WLAN5Gx ax-HE20 U-NII-1 26dB

Plot: Bandwidth within Band

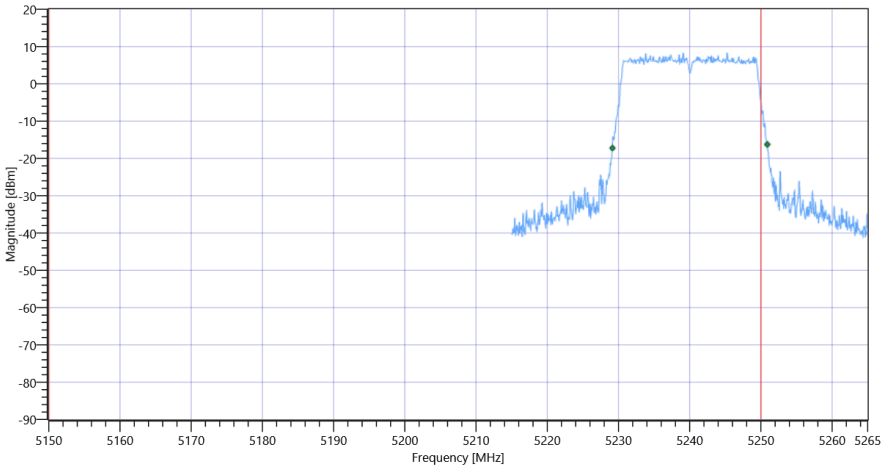

FCC 15.407, ISED RSS247 # Bandwidths 99PCT and 26dB ~ WLAN5Gx ax-HE20 U-NII-1

General verdict	PASS

FCC 15.407, ISED RSS247 # Bandwidths 99PCT and 26dB ~ WLAN5Gx ax-HE20 U-NII-1

Test References	
TC Start	23.08.2022 10:32:34
Ambit Temp [°C] | Humidity [rel%]	23.4 | 51
System Version	3.3.0.2
Test Specification	FCC 15.407, ISED RSS247 -
Test Method	26dB Bandwidth KDB789033 D02, C.1 / ISED RSS-GEN
TC Version	0.0.1
My Description	FCC 15.407 Bandwidths - WLAN5Gx ax-HE20 U-NII-1
Add. Information	

EUT Common Settings WLAN5Gx	
Number of Antenna Ports	2
User Interaction	No
Device Class UNII_1	Client

Test Parameter	
Technology to test	WLAN5Gx ax-HE20
Antenna Port used	2
Temperature	nom
Voltage	nom
Frequency low to test	False | Freq [MHz] 5180
Frequency mid to test	False | Freq [MHz] 5200
Frequency high to test	True | Freq [MHz] 5240
Auto Control enabled Power Supply | Climatic Box	No | No
Additional Path Loss [dB]	1.4
Switched Path	EUT - SignalingUnit - SpectrumAnalyzer

Test Equipment
Signal analyzer,Rohde&Schwarz,FSV-40,1307.9002K40/101042,3.70
Switch matrix,CTCadvanced,SPM-4 NI DAQ,28016133,NI

Test at TX 5240 MHz

RESULT: Reference Power cond.					
Test Description	Lower Limit	Upper Limit	Measured	Unit	Verdict
Ref. Power 1MHz/1MHz cond.	---	---	11.71	dBm	INFO
Ref. Frequency	---	---	5240.400	MHz	INFO

READ SA SETTINGS:	
RefLevel [dBm] | RefLevelOffset [dB] | InpAtt [dB]	19.71 | 18.56 | 20
Start [MHz] | Stop [MHz]	5215.000 | 5265.000
RBW [MHz] | VBW [MHz]	0.300000 | 1.000000
Detector | TraceMode	POS | MAXH
Sweep: Time [ms] | Count | Points per Section | Type	1 | 2500 | 1001 | SWE

RESULT					
Test Description	Lower Limit	Upper Limit	Measured	Unit	Verdict
Bandwidth 99%	---	---	19.181	MHz	INFO
T1 99%	5150.000000	---	5230.4595	MHz	PASS
T2 99%	---	5250.000000	5249.6404	MHz	PASS

Plot: Bandwidth only

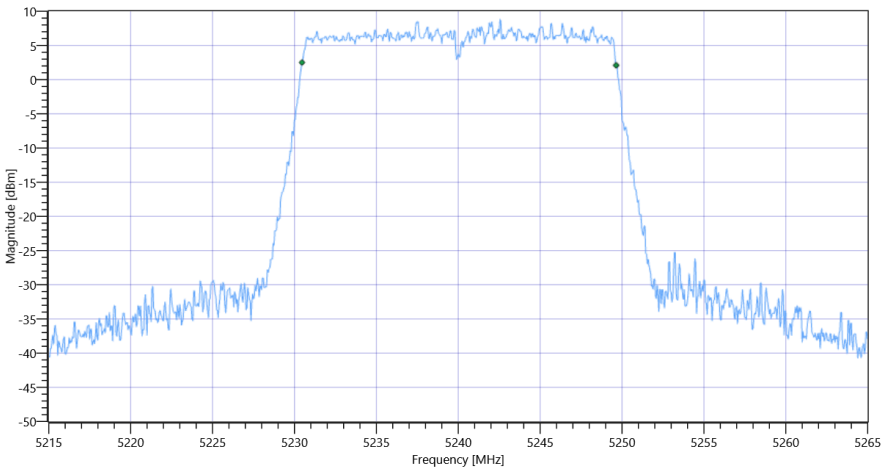

FCC 15.407, ISED RSS247 # Bandwidths 99PCT and 26dB ~ WLAN5Gx ax-HE20 U-NII-1 99PCT

Plot: Bandwidth within Band

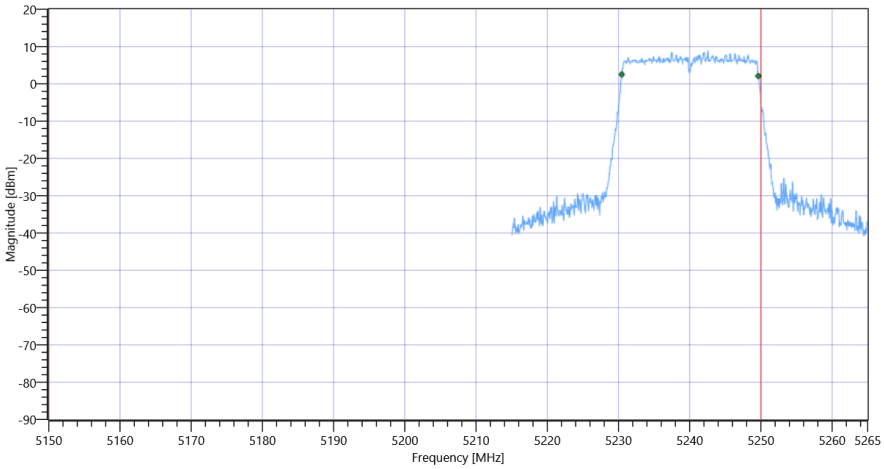

FCC 15.407, ISED RSS247 # Bandwidths 99PCT and 26dB ~ WLAN5Gx ax-HE20 U-NII-1

RESULT					
Test Description	Lower Limit	Upper Limit	Measured	Unit	Verdict
Bandwidth 26dB	---	---	21.7	MHz	INFO
T1 26dB	5150.000000	---	5229.2000	MHz	PASS
T2 26dB	---	5250.000000	5250.9000	MHz	DFS required

Plot: Bandwidth only

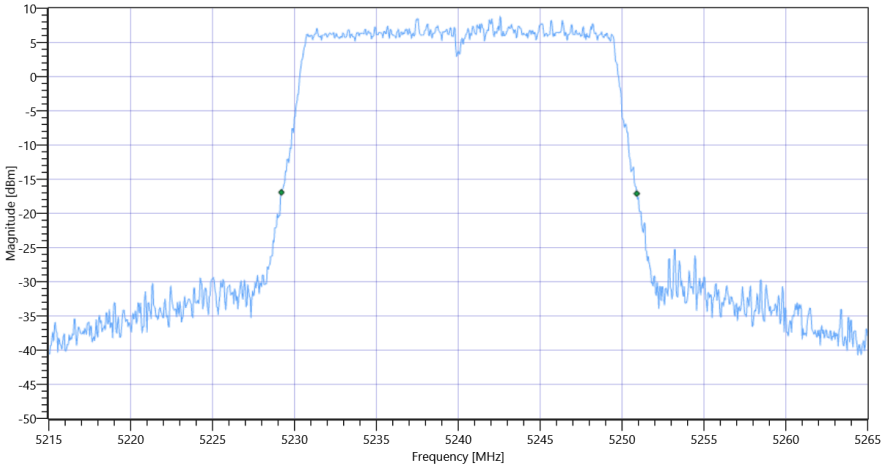

FCC 15.407, ISED RSS247 # Bandwidths 99PCT and 26dB ~ WLAN5Gx ax-HE20 U-NII-1 26dB

Plot: Bandwidth within Band

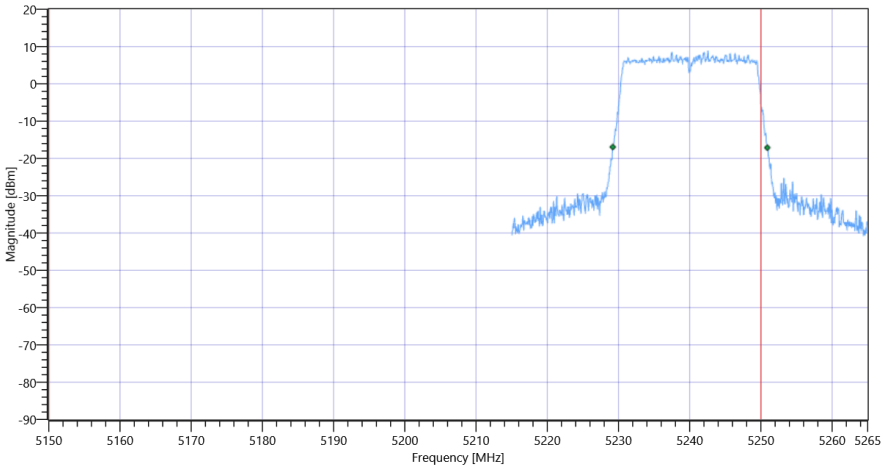

FCC 15.407, ISED RSS247 # Bandwidths 99PCT and 26dB ~ WLAN5Gx ax-HE20 U-NII-1

General verdict	PASS

FCC 15.247 # Max output power and psd ~ WLAN5Gx ax-HE20 U-NII-2A

Test References	
TC Start	15.07.2022 09:04:14
Ambit Temp [°C] | Humidity [rel%]	23.5 | 42
System Version	3.2.0.2
Test Specification	FCC 15.247 -
Test Method	KDB789033 D02, F., E.2.e.
TC Version	0.0.1
My Description	FCC 15.407 Max Output Power & PSD - WLAN5Gx ax-HE20 U-NII-2A
Add. Information	

EUT Common Settings WLAN5Gx	
Number of Antenna Ports	2
User Interaction	No
Device Class UNII_1	Client

Test Parameter	
Technology to test	WLAN5Gx ax-HE20
Antenna Port used	1
Temperature	nom
Voltage	nom
Frequency low to test	True | Freq [MHz] 5260
Frequency mid to test	False | Freq [MHz] 5280
Frequency high to test	False | Freq [MHz] 5320
Auto Control enabled Power Supply | Climatic Box	No | No
Additional Path Loss [dB]	1.4
Switched Path	EUT - SignalingUnit - SpectrumAnalyzer

Test Equipment
Signal analyzer,Rohde&Schwarz,FSV-40,1307.9002K40/101042,3.70
Switch matrix,CTCadvanced,SPM-4 NI DAQ,28016133,NI

Test at TX 5260 MHz

RESULT: Reference Power cond.					
Test Description	Lower Limit	Upper Limit	Measured	Unit	Verdict
Ref. Power 1MHz/1MHz cond.	---	---	13.35	dBm	INFO
Ref. Frequency	---	---	5265.990	MHz	INFO

Evaluation max. Duty Cycle

Duty Cycle evaluation					
Test Description	Lower Limit	Upper Limit	Measured	Unit	Verdict
Result Summary					
Number of detected Bursts:43					
Duty Cycle (Burst Ratio) max	---	---	0.969	---	INFO
Duty Cycle max	---	---	0.137	dB	INFO
Duty Cycle (Burst Ratio) min	---	---	0.909	---	INFO
Duty Cycle min	---	---	0.414	dB	INFO
Max TX Burst Length	---	---	2.375	ms	INFO
Min Gap Length	---	---	0.075	ms	INFO
Max Gap Length	---	---	0.075	ms	INFO

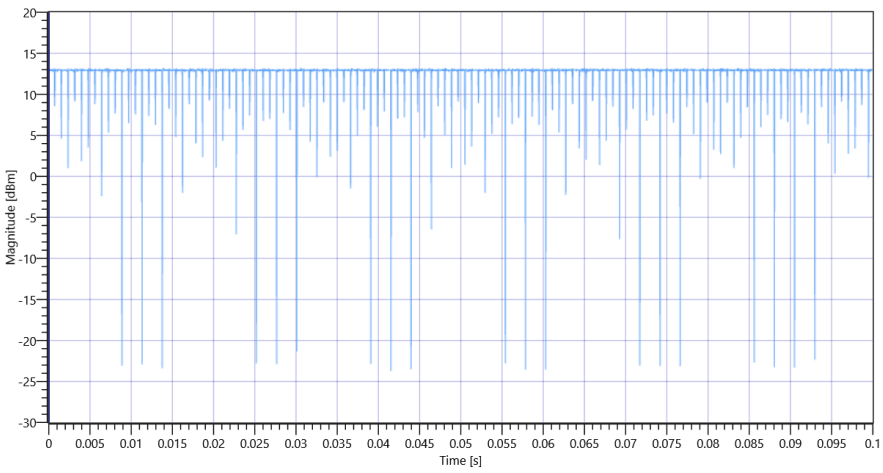

FCC 15.247 # Max output power and psd ~ WLAN5Gx ax-HE20 U-NII-2A 5260 MHz - DutyCycle

Evaluation Bandwidth

RESULT					
Test Description	Lower Limit	Upper Limit	Measured	Unit	Verdict
Bandwidth 26dB	---	---	21.76	MHz	INFO
T1 26dB	---	---	5249.1600	MHz	INFO
T2 26dB	---	---	5270.9200	MHz	INFO

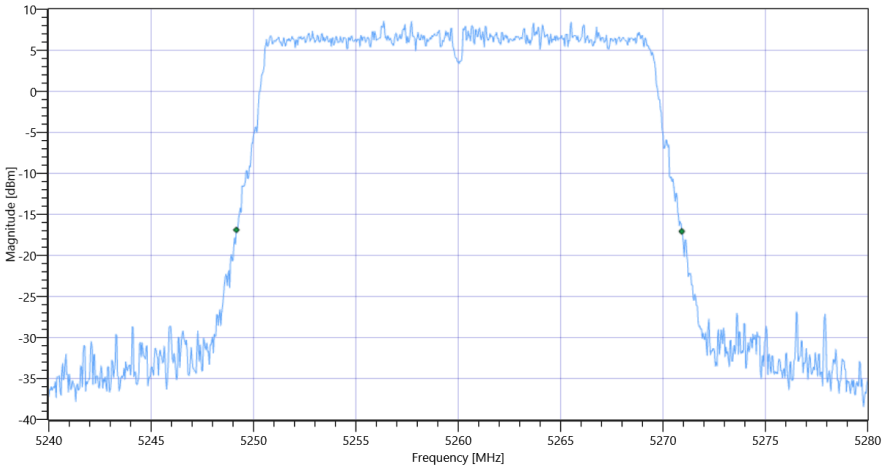

FCC 15.247 # Max output power and psd ~ WLAN5Gx ax-HE20 U-NII-2A_BW

Maximum Output Power

READ SA SETTINGS:	
RefLevel [dBm] | RefLevelOffset [dB] | InpAtt [dB]	25.35 | 18.82 | 25
Start [MHz] | Stop [MHz]	5240.000 | 5280.000
RBW [MHz] | VBW [MHz]	1.000000 | 3.000000
Detector | TraceMode	RMS | MAXH
Sweep: Time [ms] | Count | Points per Section | Type	53700 | 1 | 161 | SWE

RESULT					
Test Description	Lower Limit	Upper Limit	Measured	Unit	Verdict
Max Output Power	---	---	15.68	dBm	INFO
Duty Cycle Correction	---	---	0.41	dB	INFO
Limit absolute					
Max Output Power DC corrected	---	24	16.09	dBm	PASS
Limit by: 11 dBm + 10 log Bandwidth					
Max Output Power DC corrected	---	24.38	16.09	dBm	PASS

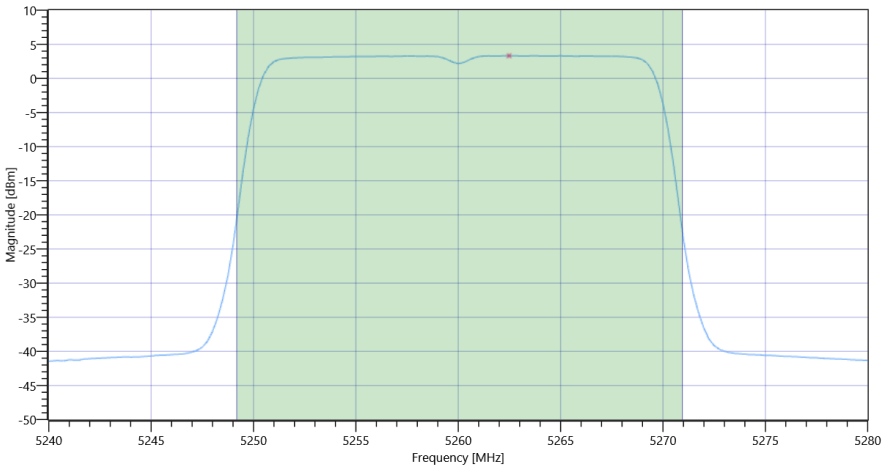

FCC 15.247 # Max output power and psd ~ WLAN5Gx ax-HE20 U-NII-2A Max OP and PSD

Power Spectral Density

RESULT					
Test Description	Lower Limit	Upper Limit	Measured	Unit	Verdict
Power Spectral Density	---	---	3.33	dBm/1MHz	INFO
Duty Cycle Correction	---	---	0.41	dB	INFO
Power Spectral Density DC corrected	---	11	3.74	dBm/1MHz	PASS

General verdict	PASS

FCC 15.247 # Max output power and psd ~ WLAN5Gx ax-HE20 U-NII-2A

Test References	
TC Start	15.07.2022 09:10:09
Ambit Temp [°C] | Humidity [rel%]	23.6 | 42
System Version	3.2.0.2
Test Specification	FCC 15.247 -
Test Method	KDB789033 D02, F., E.2.e.
TC Version	0.0.1
My Description	FCC 15.407 Max Output Power & PSD - WLAN5Gx ax-HE20 U-NII-2A
Add. Information	

EUT Common Settings WLAN5Gx	
Number of Antenna Ports	2
User Interaction	No
Device Class UNII_1	Client

Test Parameter	
Technology to test	WLAN5Gx ax-HE20
Antenna Port used	1
Temperature	nom
Voltage	nom
Frequency low to test	False | Freq [MHz] 5260
Frequency mid to test	True | Freq [MHz] 5280
Frequency high to test	False | Freq [MHz] 5320
Auto Control enabled Power Supply | Climatic Box	No | No
Additional Path Loss [dB]	1.4
Switched Path	EUT - SignalingUnit - SpectrumAnalyzer

Test Equipment
Signal analyzer,Rohde&Schwarz,FSV-40,1307.9002K40/101042,3.70
Switch matrix,CTCadvanced,SPM-4 NI DAQ,28016133,NI

Test at TX 5280 MHz

RESULT: Reference Power cond.					
Test Description	Lower Limit	Upper Limit	Measured	Unit	Verdict
Ref. Power 1MHz/1MHz cond.	---	---	13.65	dBm	INFO
Ref. Frequency	---	---	5276.200	MHz	INFO

Evaluation max. Duty Cycle

Duty Cycle evaluation					
Test Description	Lower Limit	Upper Limit	Measured	Unit	Verdict
Result Summary					
Number of detected Bursts:45					
Duty Cycle (Burst Ratio) max	---	---	0.969	---	INFO
Duty Cycle max	---	---	0.137	dB	INFO
Duty Cycle (Burst Ratio) min	---	---	0.909	---	INFO
Duty Cycle min	---	---	0.414	dB	INFO
Max TX Burst Length	---	---	2.375	ms	INFO
Min Gap Length	---	---	0.075	ms	INFO
Max Gap Length	---	---	0.075	ms	INFO

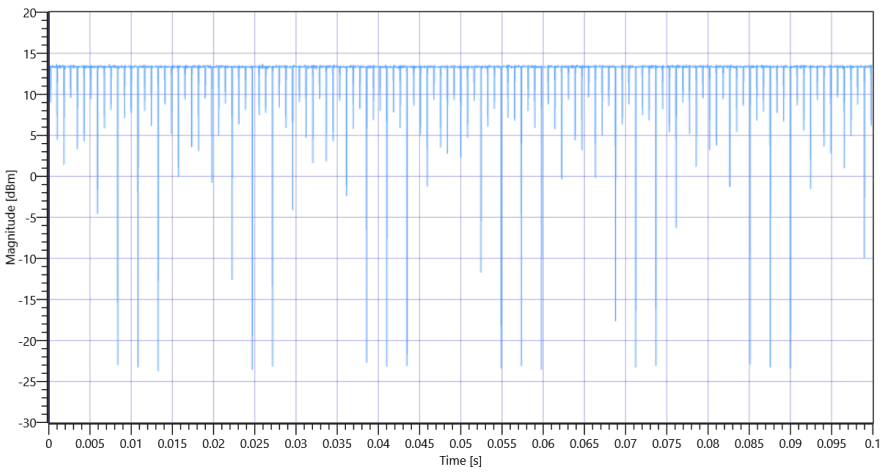

FCC 15.247 # Max output power and psd ~ WLAN5Gx ax-HE20 U-NII-2A 5280 MHz - DutyCycle

Evaluation Bandwidth

RESULT					
Test Description	Lower Limit	Upper Limit	Measured	Unit	Verdict
Bandwidth 26dB	---	---	21.72	MHz	INFO
T1 26dB	---	---	5269.1600	MHz	INFO
T2 26dB	---	---	5290.8800	MHz	INFO

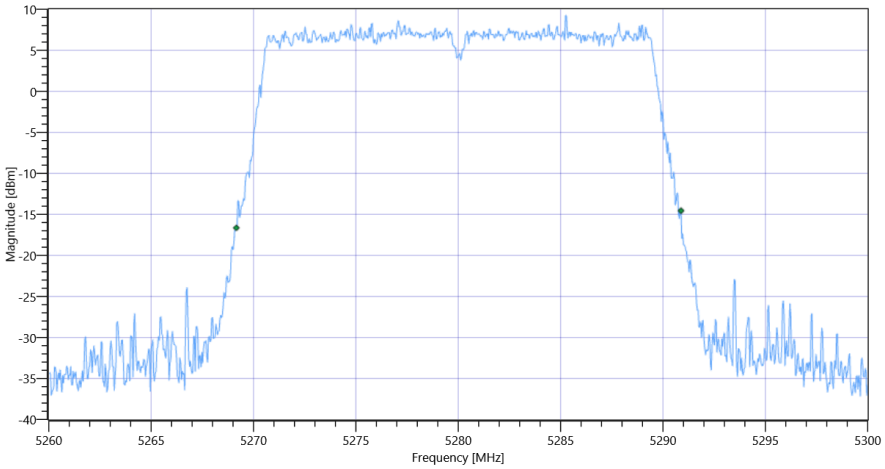

FCC 15.247 # Max output power and psd ~ WLAN5Gx ax-HE20 U-NII-2A_BW

Maximum Output Power

READ SA SETTINGS:	
RefLevel [dBm] | RefLevelOffset [dB] | InpAtt [dB]	25.65 | 18.69 | 25
Start [MHz] | Stop [MHz]	5260.000 | 5300.000
RBW [MHz] | VBW [MHz]	1.000000 | 3.000000
Detector | TraceMode	RMS | MAXH
Sweep: Time [ms] | Count | Points per Section | Type	53700 | 1 | 161 | SWE

RESULT					
Test Description	Lower Limit	Upper Limit	Measured	Unit	Verdict
Max Output Power	---	---	15.85	dBm	INFO
Duty Cycle Correction	---	---	0.41	dB	INFO
Limit absolute					
Max Output Power DC corrected	---	24	16.26	dBm	PASS
Limit by: 11 dBm + 10 log Bandwidth					
Max Output Power DC corrected	---	24.37	16.26	dBm	PASS

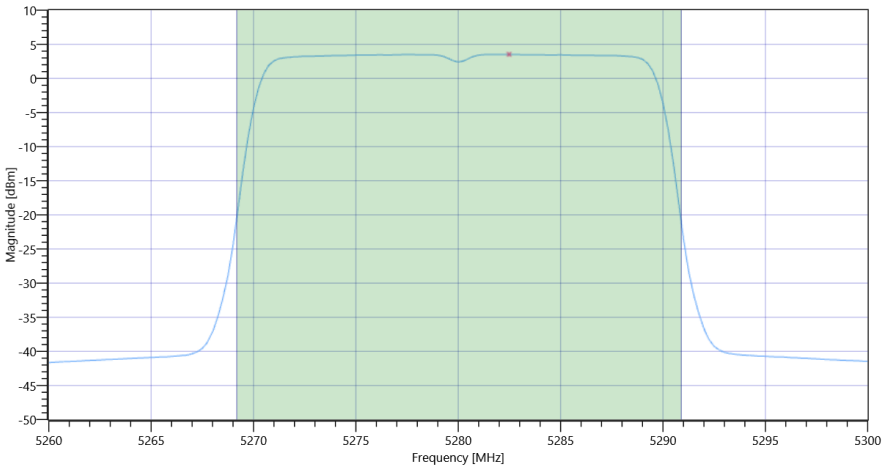

FCC 15.247 # Max output power and psd ~ WLAN5Gx ax-HE20 U-NII-2A Max OP and PSD

Power Spectral Density

RESULT					
Test Description	Lower Limit	Upper Limit	Measured	Unit	Verdict
Power Spectral Density	---	---	3.52	dBm/1MHz	INFO
Duty Cycle Correction	---	---	0.41	dB	INFO
Power Spectral Density DC corrected	---	11	3.93	dBm/1MHz	PASS

General verdict	PASS

FCC 15.247 # Max output power and psd ~ WLAN5Gx ax-HE20 U-NII-2A

Test References	
TC Start	15.07.2022 09:15:43
Ambit Temp [°C] | Humidity [rel%]	23.6 | 42
System Version	3.2.0.2
Test Specification	FCC 15.247 -
Test Method	KDB789033 D02, F., E.2.e.
TC Version	0.0.1
My Description	FCC 15.407 Max Output Power & PSD - WLAN5Gx ax-HE20 U-NII-2A
Add. Information	

EUT Common Settings WLAN5Gx	
Number of Antenna Ports	2
User Interaction	No
Device Class UNII_1	Client

Test Parameter	
Technology to test	WLAN5Gx ax-HE20
Antenna Port used	1
Temperature	nom
Voltage	nom
Frequency low to test	False | Freq [MHz] 5260
Frequency mid to test	False | Freq [MHz] 5280
Frequency high to test	True | Freq [MHz] 5320
Auto Control enabled Power Supply | Climatic Box	No | No
Additional Path Loss [dB]	1.4
Switched Path	EUT - SignalingUnit - SpectrumAnalyzer

Test Equipment
Signal analyzer,Rohde&Schwarz,FSV-40,1307.9002K40/101042,3.70
Switch matrix,CTCadvanced,SPM-4 NI DAQ,28016133,NI

Test at TX 5320 MHz

RESULT: Reference Power cond.					
Test Description	Lower Limit	Upper Limit	Measured	Unit	Verdict
Ref. Power 1MHz/1MHz cond.	---	---	13.59	dBm	INFO
Ref. Frequency	---	---	5322.400	MHz	INFO

Evaluation max. Duty Cycle

Duty Cycle evaluation					
Test Description	Lower Limit	Upper Limit	Measured	Unit	Verdict
Result Summary					
Number of detected Bursts:44					
Duty Cycle (Burst Ratio) max	---	---	0.969	---	INFO
Duty Cycle max	---	---	0.137	dB	INFO
Duty Cycle (Burst Ratio) min	---	---	0.909	---	INFO
Duty Cycle min	---	---	0.414	dB	INFO
Max TX Burst Length	---	---	2.375	ms	INFO
Min Gap Length	---	---	0.075	ms	INFO
Max Gap Length	---	---	0.075	ms	INFO

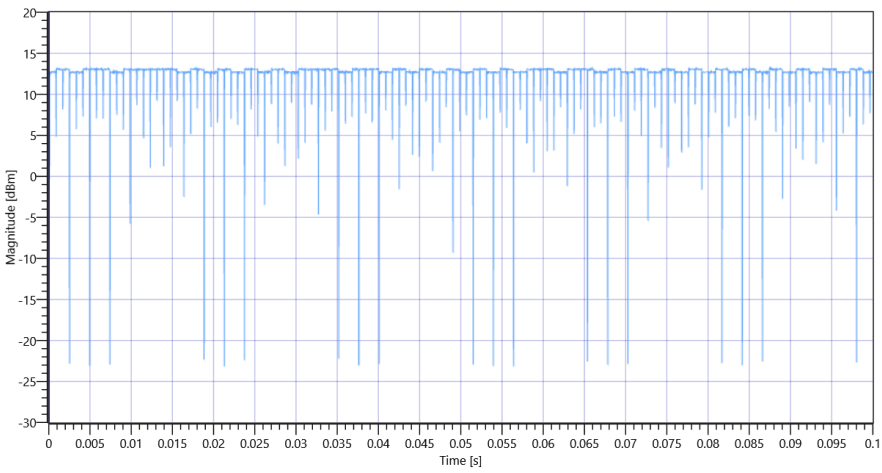

FCC 15.247 # Max output power and psd ~ WLAN5Gx ax-HE20 U-NII-2A 5320 MHz - DutyCycle

Evaluation Bandwidth

RESULT					
Test Description	Lower Limit	Upper Limit	Measured	Unit	Verdict
Bandwidth 26dB	---	---	21.76	MHz	INFO
T1 26dB	---	---	5309.1600	MHz	INFO
T2 26dB	---	---	5330.9200	MHz	INFO

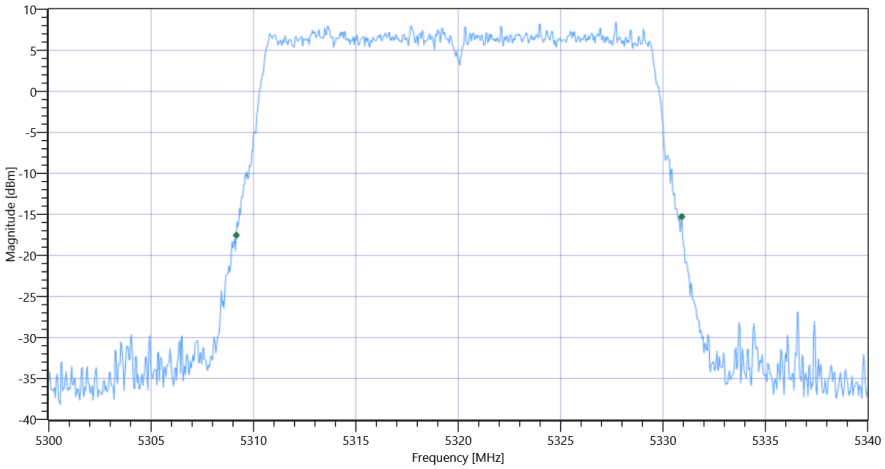

FCC 15.247 # Max output power and psd ~ WLAN5Gx ax-HE20 U-NII-2A_BW

Maximum Output Power

READ SA SETTINGS:	
RefLevel [dBm] | RefLevelOffset [dB] | InpAtt [dB]	25.59 | 18.41 | 25
Start [MHz] | Stop [MHz]	5300.000 | 5340.000
RBW [MHz] | VBW [MHz]	1.000000 | 3.000000
Detector | TraceMode	RMS | MAXH
Sweep: Time [ms] | Count | Points per Section | Type	53700 | 1 | 161 | SWE

RESULT					
Test Description	Lower Limit	Upper Limit	Measured	Unit	Verdict
Max Output Power	---	---	15.6	dBm	INFO
Duty Cycle Correction	---	---	0.41	dB	INFO
Limit absolute					
Max Output Power DC corrected	---	24	16.01	dBm	PASS
Limit by: 11 dBm + 10 log Bandwidth					
Max Output Power DC corrected	---	24.38	16.01	dBm	PASS

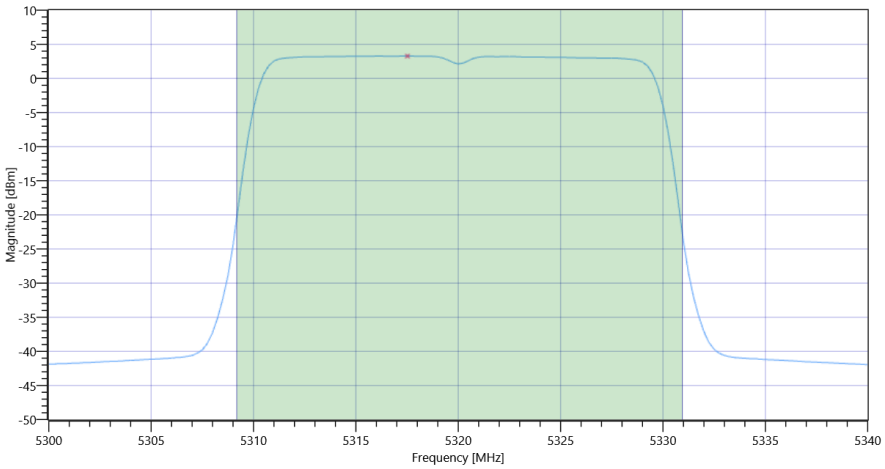

FCC 15.247 # Max output power and psd ~ WLAN5Gx ax-HE20 U-NII-2A Max OP and PSD

Power Spectral Density

RESULT					
Test Description	Lower Limit	Upper Limit	Measured	Unit	Verdict
Power Spectral Density	---	---	3.28	dBm/1MHz	INFO
Duty Cycle Correction	---	---	0.41	dB	INFO
Power Spectral Density DC corrected	---	11	3.69	dBm/1MHz	PASS

General verdict	PASS

FCC 15.247 # Max output power and psd ~ WLAN5Gx ax-HE20 U-NII-2C

Test References	
TC Start	15.07.2022 09:21:02
Ambit Temp [°C] | Humidity [rel%]	23.6 | 42
System Version	3.2.0.2
Test Specification	FCC 15.247 -
Test Method	KDB789033 D02, F., E.2.e.
TC Version	0.0.1
My Description	FCC 15.407 Max Output Power & PSD - WLAN5Gx ax-HE20 U-NII-2C
Add. Information	

EUT Common Settings WLAN5Gx	
Number of Antenna Ports	2
User Interaction	No
Device Class UNII_1	Client

Test Parameter	
Technology to test	WLAN5Gx ax-HE20
Antenna Port used	1
Temperature	nom
Voltage	nom
Frequency low to test	True | Freq [MHz] 5500
Frequency mid to test	False | Freq [MHz] 5600
Frequency high to test	False | Freq [MHz] 5700
Auto Control enabled Power Supply | Climatic Box	No | No
Additional Path Loss [dB]	1.4
Switched Path	EUT - SignalingUnit - SpectrumAnalyzer

Test Equipment
Signal analyzer,Rohde&Schwarz,FSV-40,1307.9002K40/101042,3.70
Switch matrix,CTCadvanced,SPM-4 NI DAQ,28016133,NI

Test at TX 5500 MHz

RESULT: Reference Power cond.					
Test Description	Lower Limit	Upper Limit	Measured	Unit	Verdict
Ref. Power 1MHz/1MHz cond.	---	---	14.57	dBm	INFO
Ref. Frequency	---	---	5504.400	MHz	INFO

Evaluation max. Duty Cycle

Duty Cycle evaluation					
Test Description	Lower Limit	Upper Limit	Measured	Unit	Verdict
Result Summary					
Number of detected Bursts:43					
Duty Cycle (Burst Ratio) max	---	---	0.969	---	INFO
Duty Cycle max	---	---	0.137	dB	INFO
Duty Cycle (Burst Ratio) min	---	---	0.909	---	INFO
Duty Cycle min	---	---	0.414	dB	INFO
Max TX Burst Length	---	---	2.375	ms	INFO
Min Gap Length	---	---	0.075	ms	INFO
Max Gap Length	---	---	0.075	ms	INFO

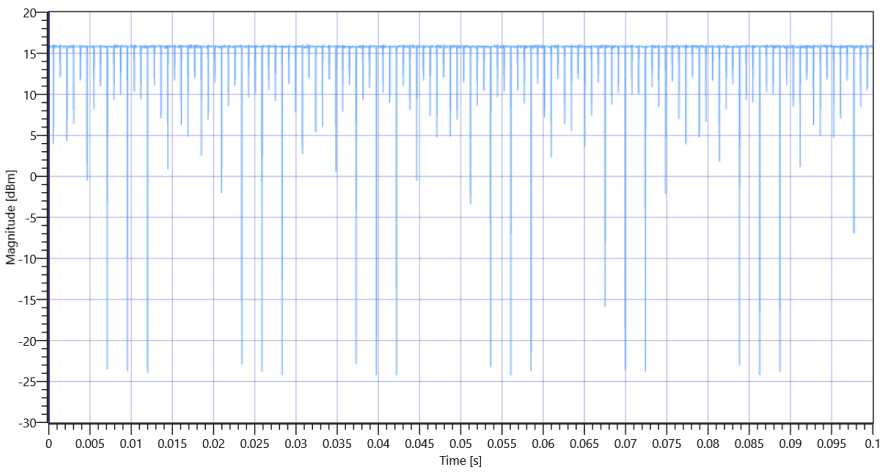

FCC 15.247 # Max output power and psd ~ WLAN5Gx ax-HE20 U-NII-2C 5500 MHz - DutyCycle

Evaluation Bandwidth

RESULT					
Test Description	Lower Limit	Upper Limit	Measured	Unit	Verdict
Bandwidth 26dB	---	---	21.72	MHz	INFO
T1 26dB	---	---	5489.1600	MHz	INFO
T2 26dB	---	---	5510.8800	MHz	INFO

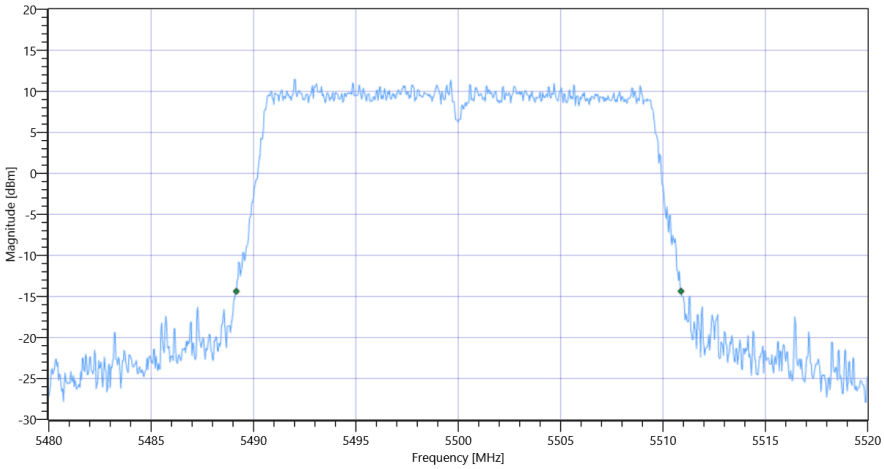

FCC 15.247 # Max output power and psd ~ WLAN5Gx ax-HE20 U-NII-2C_BW

Maximum Output Power

READ SA SETTINGS:	
RefLevel [dBm] | RefLevelOffset [dB] | InpAtt [dB]	26.57 | 18.5 | 25
Start [MHz] | Stop [MHz]	5480.000 | 5520.000
RBW [MHz] | VBW [MHz]	1.000000 | 3.000000
Detector | TraceMode	RMS | MAXH
Sweep: Time [ms] | Count | Points per Section | Type	53700 | 1 | 161 | SWE

RESULT					
Test Description	Lower Limit	Upper Limit	Measured	Unit	Verdict
Max Output Power	---	---	18.45	dBm	INFO
Duty Cycle Correction	---	---	0.41	dB	INFO
Limit absolute					
Max Output Power DC corrected	---	24	18.86	dBm	PASS
Limit by: 11 dBm + 10 log Bandwidth					
Max Output Power DC corrected	---	24.37	18.86	dBm	PASS

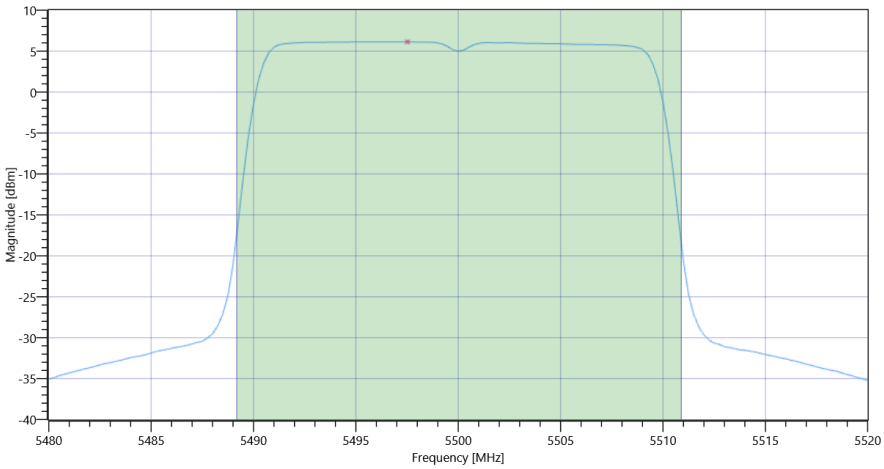

FCC 15.247 # Max output power and psd ~ WLAN5Gx ax-HE20 U-NII-2C Max OP and PSD

Power Spectral Density

RESULT					
Test Description	Lower Limit	Upper Limit	Measured	Unit	Verdict
Power Spectral Density	---	---	6.14	dBm/1MHz	INFO
Duty Cycle Correction	---	---	0.41	dB	INFO
Power Spectral Density DC corrected	---	11	6.55	dBm/1MHz	PASS

General verdict	PASS

FCC 15.247 # Max output power and psd ~ WLAN5Gx ax-HE20 U-NII-2C

Test References	
TC Start	15.07.2022 09:31:28
Ambit Temp [°C] | Humidity [rel%]	23.8 | 42
System Version	3.2.0.2
Test Specification	FCC 15.247 -
Test Method	KDB789033 D02, F., E.2.e.
TC Version	0.0.1
My Description	FCC 15.407 Max Output Power & PSD - WLAN5Gx ax-HE20 U-NII-2C
Add. Information	

EUT Common Settings WLAN5Gx	
Number of Antenna Ports	2
User Interaction	No
Device Class UNII_1	Client

Test Parameter	
Technology to test	WLAN5Gx ax-HE20
Antenna Port used	1
Temperature	nom
Voltage	nom
Frequency low to test	False | Freq [MHz] 5500
Frequency mid to test	True | Freq [MHz] 5600
Frequency high to test	False | Freq [MHz] 5700
Auto Control enabled Power Supply | Climatic Box	No | No
Additional Path Loss [dB]	1.4
Switched Path	EUT - SignalingUnit - SpectrumAnalyzer

Test Equipment
Signal analyzer,Rohde&Schwarz,FSV-40,1307.9002K40/101042,3.70
Switch matrix,CTCadvanced,SPM-4 NI DAQ,28016133,NI

Test at TX 5600 MHz

RESULT: Reference Power cond.					
Test Description	Lower Limit	Upper Limit	Measured	Unit	Verdict
Ref. Power 1MHz/1MHz cond.	---	---	16.92	dBm	INFO
Ref. Frequency	---	---	5607.590	MHz	INFO

Evaluation max. Duty Cycle

Duty Cycle evaluation					
Test Description	Lower Limit	Upper Limit	Measured	Unit	Verdict
Result Summary					
Number of detected Bursts:42					
Duty Cycle (Burst Ratio) max	---	---	0.982	---	INFO
Duty Cycle max	---	---	0.079	dB	INFO
Duty Cycle (Burst Ratio) min	---	---	0.909	---	INFO
Duty Cycle min	---	---	0.414	dB	INFO
Max TX Burst Length	---	---	4	ms	INFO
Min Gap Length	---	---	0.075	ms	INFO
Max Gap Length	---	---	0.075	ms	INFO

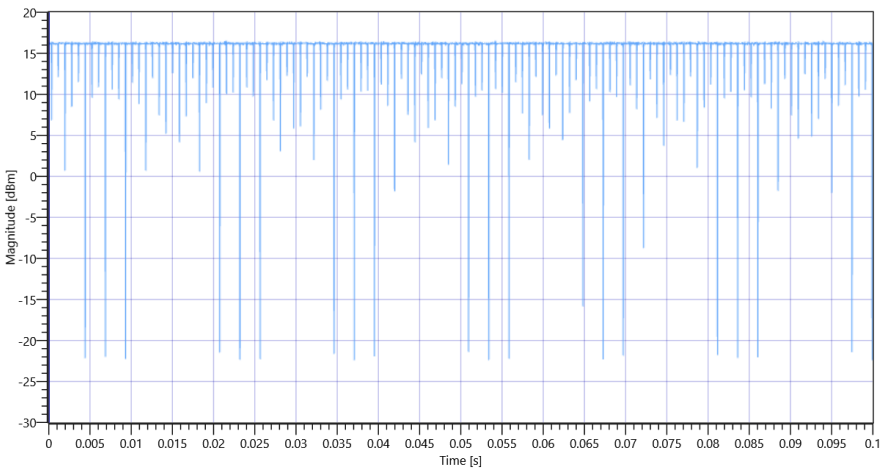

FCC 15.247 # Max output power and psd ~ WLAN5Gx ax-HE20 U-NII-2C 5600 MHz - DutyCycle

Evaluation Bandwidth

RESULT					
Test Description	Lower Limit	Upper Limit	Measured	Unit	Verdict
Bandwidth 26dB	---	---	21.88	MHz	INFO
T1 26dB	---	---	5589.0800	MHz	INFO
T2 26dB	---	---	5610.9600	MHz	INFO

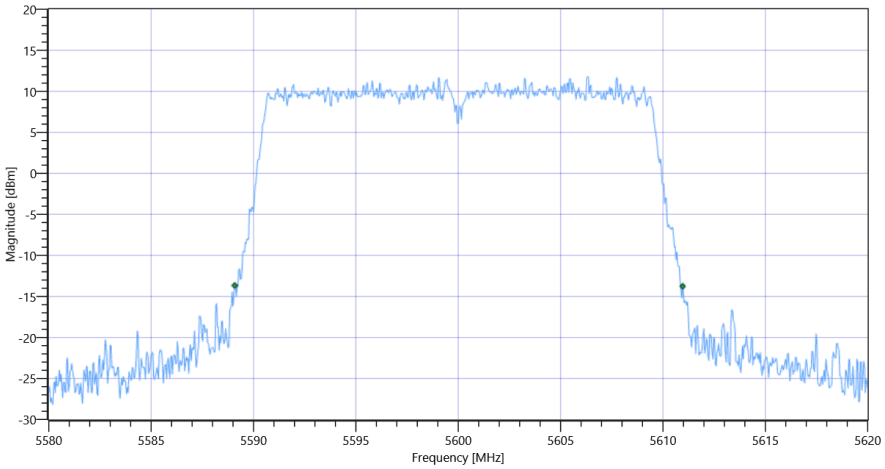

FCC 15.247 # Max output power and psd ~ WLAN5Gx ax-HE20 U-NII-2C_BW

Maximum Output Power

READ SA SETTINGS:	
RefLevel [dBm] | RefLevelOffset [dB] | InpAtt [dB]	28.92 | 19.06 | 25
Start [MHz] | Stop [MHz]	5580.000 | 5620.000
RBW [MHz] | VBW [MHz]	1.000000 | 3.000000
Detector | TraceMode	RMS | MAXH
Sweep: Time [ms] | Count | Points per Section | Type	53700 | 1 | 161 | SWE

RESULT					
Test Description	Lower Limit	Upper Limit	Measured	Unit	Verdict
Max Output Power	---	---	18.81	dBm	INFO
Duty Cycle Correction	---	---	0.41	dB	INFO
Limit absolute					
Max Output Power DC corrected	---	24	19.22	dBm	PASS
Limit by: 11 dBm + 10 log Bandwidth					
Max Output Power DC corrected	---	24.4	19.22	dBm	PASS

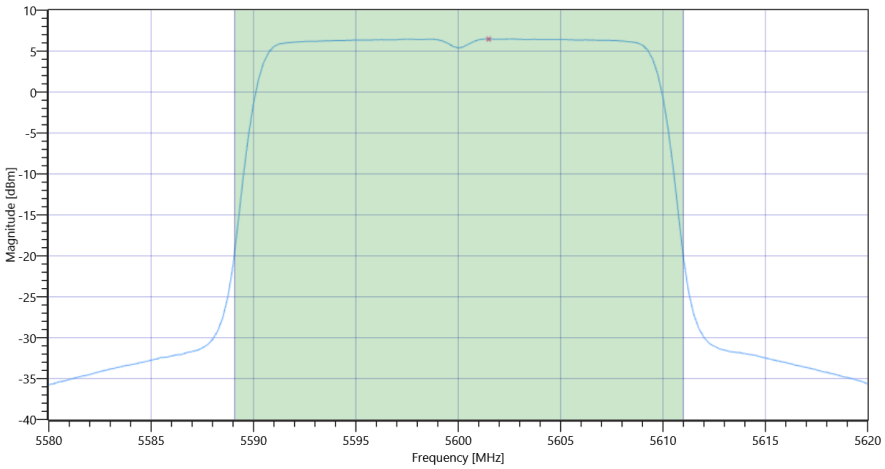

FCC 15.247 # Max output power and psd ~ WLAN5Gx ax-HE20 U-NII-2C Max OP and PSD

Power Spectral Density

RESULT					
Test Description	Lower Limit	Upper Limit	Measured	Unit	Verdict
Power Spectral Density	---	---	6.47	dBm/1MHz	INFO
Duty Cycle Correction	---	---	0.41	dB	INFO
Power Spectral Density DC corrected	---	11	6.88	dBm/1MHz	PASS

General verdict	PASS

FCC 15.247 # Max output power and psd ~ WLAN5Gx ax-HE20 U-NII-2C

Test References	
TC Start	15.07.2022 09:37:07
Ambit Temp [°C] | Humidity [rel%]	23.8 | 42
System Version	3.2.0.2
Test Specification	FCC 15.247 -
Test Method	KDB789033 D02, F., E.2.e.
TC Version	0.0.1
My Description	FCC 15.407 Max Output Power & PSD - WLAN5Gx ax-HE20 U-NII-2C
Add. Information	

EUT Common Settings WLAN5Gx	
Number of Antenna Ports	2
User Interaction	No
Device Class UNII_1	Client

Test Parameter	
Technology to test	WLAN5Gx ax-HE20
Antenna Port used	1
Temperature	nom
Voltage	nom
Frequency low to test	False | Freq [MHz] 5500
Frequency mid to test	False | Freq [MHz] 5600
Frequency high to test	True | Freq [MHz] 5700
Auto Control enabled Power Supply | Climatic Box	No | No
Additional Path Loss [dB]	1.4
Switched Path	EUT - SignalingUnit - SpectrumAnalyzer

Test Equipment
Signal analyzer,Rohde&Schwarz,FSV-40,1307.9002K40/101042,3.70
Switch matrix,CTCadvanced,SPM-4 NI DAQ,28016133,NI

Test at TX 5700 MHz

RESULT: Reference Power cond.					
Test Description	Lower Limit	Upper Limit	Measured	Unit	Verdict
Ref. Power 1MHz/1MHz cond.	---	---	14.48	dBm	INFO
Ref. Frequency	---	---	5704.400	MHz	INFO

Evaluation max. Duty Cycle

Duty Cycle evaluation					
Test Description	Lower Limit	Upper Limit	Measured	Unit	Verdict
Result Summary					
Number of detected Bursts:43					
Duty Cycle (Burst Ratio) max	---	---	0.969	---	INFO
Duty Cycle max	---	---	0.137	dB	INFO
Duty Cycle (Burst Ratio) min	---	---	0.909	---	INFO
Duty Cycle min	---	---	0.414	dB	INFO
Max TX Burst Length	---	---	2.375	ms	INFO
Min Gap Length	---	---	0.075	ms	INFO
Max Gap Length	---	---	0.075	ms	INFO

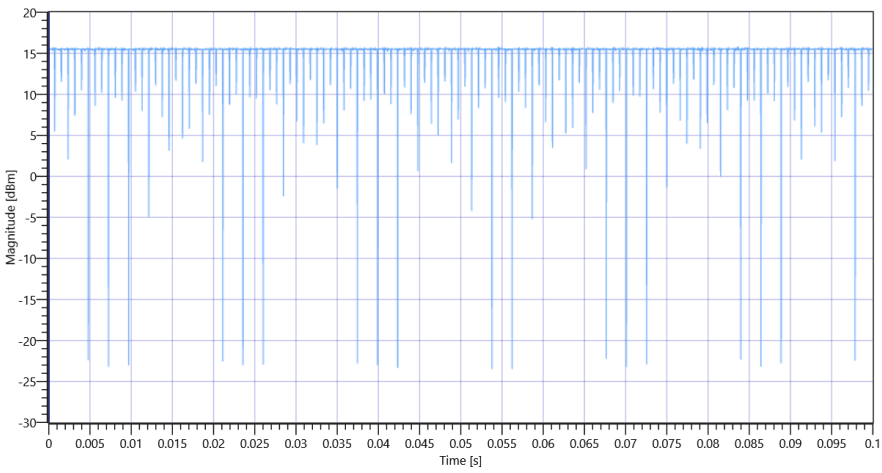

FCC 15.247 # Max output power and psd ~ WLAN5Gx ax-HE20 U-NII-2C 5700 MHz - DutyCycle

Evaluation Bandwidth

RESULT					
Test Description	Lower Limit	Upper Limit	Measured	Unit	Verdict
Bandwidth 26dB	---	---	21.8	MHz	INFO
T1 26dB	---	---	5689.0400	MHz	INFO
T2 26dB	---	---	5710.8400	MHz	INFO

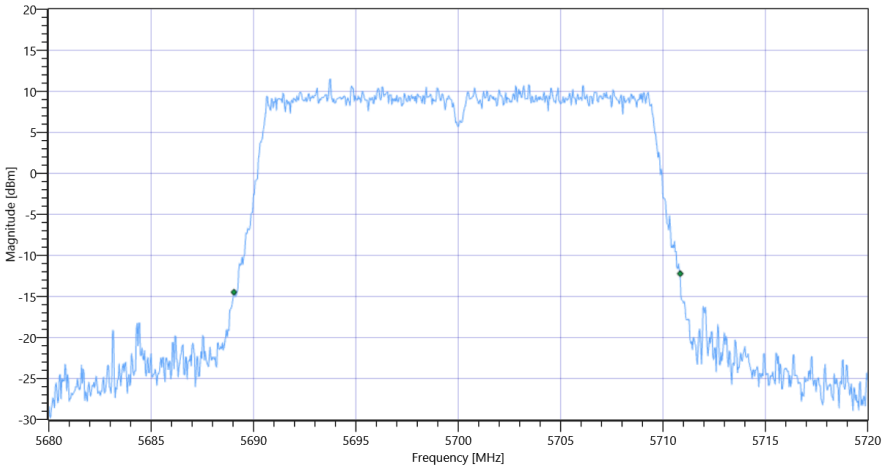

FCC 15.247 # Max output power and psd ~ WLAN5Gx ax-HE20 U-NII-2C_BW

Maximum Output Power

READ SA SETTINGS:	
RefLevel [dBm] | RefLevelOffset [dB] | InpAtt [dB]	26.48 | 18.46 | 25
Start [MHz] | Stop [MHz]	5680.000 | 5720.000
RBW [MHz] | VBW [MHz]	1.000000 | 3.000000
Detector | TraceMode	RMS | MAXH
Sweep: Time [ms] | Count | Points per Section | Type	53700 | 1 | 161 | SWE

RESULT					
Test Description	Lower Limit	Upper Limit	Measured	Unit	Verdict
Max Output Power	---	---	18.08	dBm	INFO
Duty Cycle Correction	---	---	0.41	dB	INFO
Limit absolute					
Max Output Power DC corrected	---	24	18.49	dBm	PASS
Limit by: 11 dBm + 10 log Bandwidth					
Max Output Power DC corrected	---	24.38	18.49	dBm	PASS

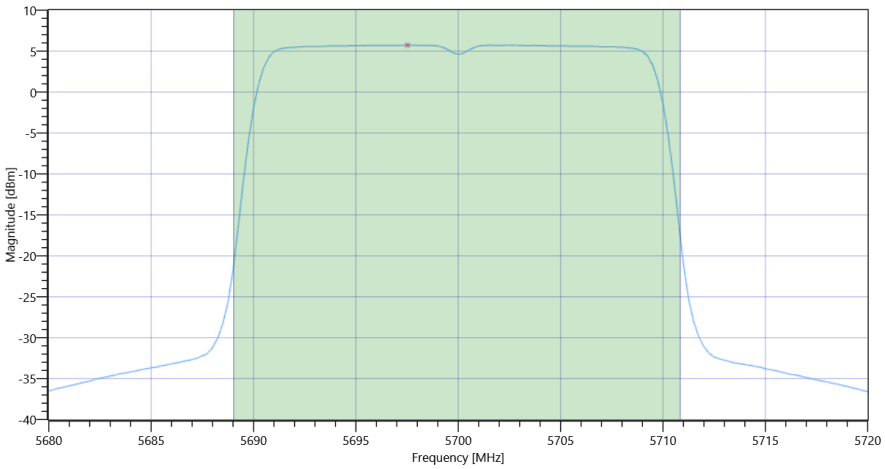

FCC 15.247 # Max output power and psd ~ WLAN5Gx ax-HE20 U-NII-2C Max OP and PSD

Power Spectral Density

RESULT					
Test Description	Lower Limit	Upper Limit	Measured	Unit	Verdict
Power Spectral Density	---	---	5.73	dBm/1MHz	INFO
Duty Cycle Correction	---	---	0.41	dB	INFO
Power Spectral Density DC corrected	---	11	6.14	dBm/1MHz	PASS

General verdict	PASS

FCC 15.247 # Max output power and psd ~ WLAN5Gx ax-HE20 U-NII-3

Test References	
TC Start	15.07.2022 09:42:24
Ambit Temp [°C] | Humidity [rel%]	23.9 | 42
System Version	3.2.0.2
Test Specification	FCC 15.247 -
Test Method	KDB789033 D02, F., E.2.e.
TC Version	0.0.1
My Description	FCC 15.407 Max Output Power & PSD - WLAN5Gx ax-HE20 U-NII-3
Add. Information	

EUT Common Settings WLAN5Gx	
Number of Antenna Ports	2
User Interaction	No
Device Class UNII_1	Client

Test Parameter	
Technology to test	WLAN5Gx ax-HE20
Antenna Port used	1
Temperature	nom
Voltage	nom
Frequency low to test	True | Freq [MHz] 5745
Frequency mid to test	False | Freq [MHz] 5785
Frequency high to test	False | Freq [MHz] 5825
Auto Control enabled Power Supply | Climatic Box	No | No
Additional Path Loss [dB]	1.4
Switched Path	EUT - SignalingUnit - SpectrumAnalyzer

Test Equipment
Signal analyzer,Rohde&Schwarz,FSV-40,1307.9002K40/101042,3.70
Switch matrix,CTCadvanced,SPM-4 NI DAQ,28016133,NI

Test at TX 5745 MHz

RESULT: Reference Power cond.					
Test Description	Lower Limit	Upper Limit	Measured	Unit	Verdict
Ref. Power 1MHz/1MHz cond.	---	---	21.59	dBm	INFO
Ref. Frequency	---	---	5746.600	MHz	INFO

Evaluation max. Duty Cycle

Duty Cycle evaluation					
Test Description	Lower Limit	Upper Limit	Measured	Unit	Verdict
Result Summary					
Number of detected Bursts:45					
Duty Cycle (Burst Ratio) max	---	---	0.969	---	INFO
Duty Cycle max	---	---	0.137	dB	INFO
Duty Cycle (Burst Ratio) min	---	---	0.909	---	INFO
Duty Cycle min	---	---	0.414	dB	INFO
Max TX Burst Length	---	---	2.375	ms	INFO
Min Gap Length	---	---	0.075	ms	INFO
Max Gap Length	---	---	0.075	ms	INFO

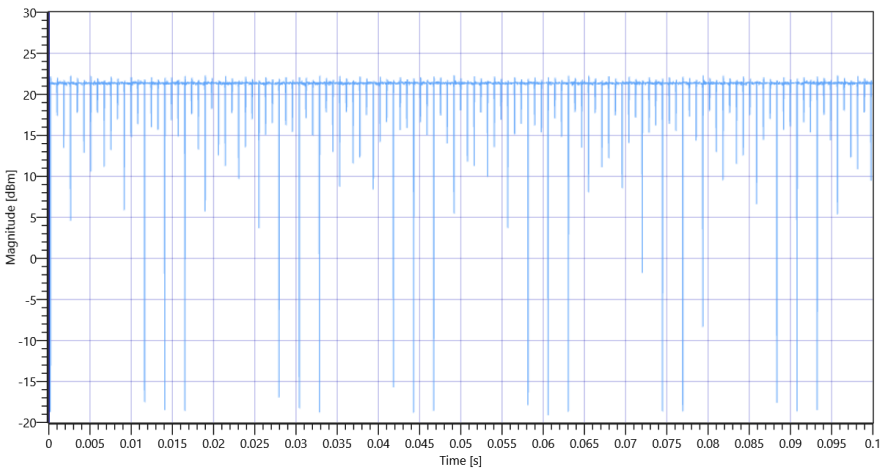

FCC 15.247 # Max output power and psd ~ WLAN5Gx ax-HE20 U-NII-3 5745 MHz - DutyCycle

Evaluation Bandwidth

RESULT					
Test Description	Lower Limit	Upper Limit	Measured	Unit	Verdict
Bandwidth 26dB	---	---	40	MHz	INFO
T1 26dB	---	---	5725.0000	MHz	INFO
T2 26dB	---	---	5765.0000	MHz	INFO

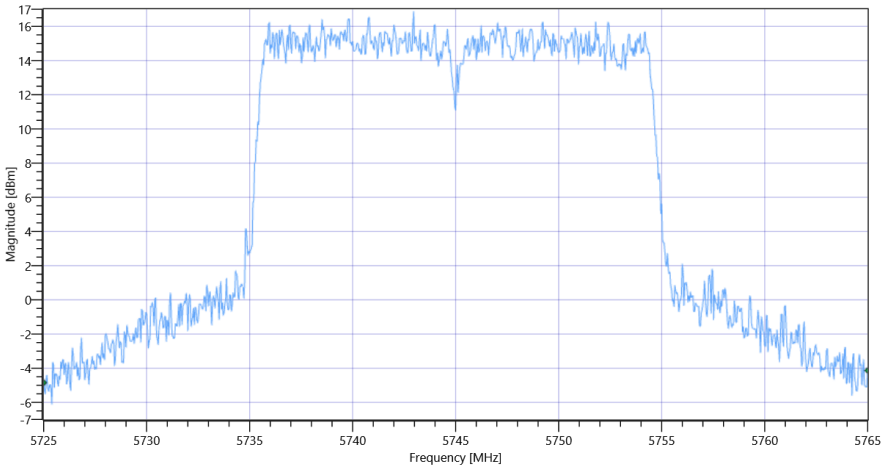

FCC 15.247 # Max output power and psd ~ WLAN5Gx ax-HE20 U-NII-3_BW

Maximum Output Power

READ SA SETTINGS:	
RefLevel [dBm] | RefLevelOffset [dB] | InpAtt [dB]	33.59 | 18.72 | 30
Start [MHz] | Stop [MHz]	5725.000 | 5765.000
RBW [MHz] | VBW [MHz]	1.000000 | 3.000000
Detector | TraceMode	RMS | MAXH
Sweep: Time [ms] | Count | Points per Section | Type	53700 | 1 | 161 | SWE

RESULT					
Test Description	Lower Limit	Upper Limit	Measured	Unit	Verdict
Max Output Power	---	---	24.03	dBm	INFO
Duty Cycle Correction	---	---	0.41	dB	INFO
Limit absolute					
Max Output Power DC corrected	---	30	24.44	dBm	PASS
Limit by: 11 dBm + 10 log Bandwidth					
Max Output Power DC corrected	---	27.02	24.44	dBm	not applicable

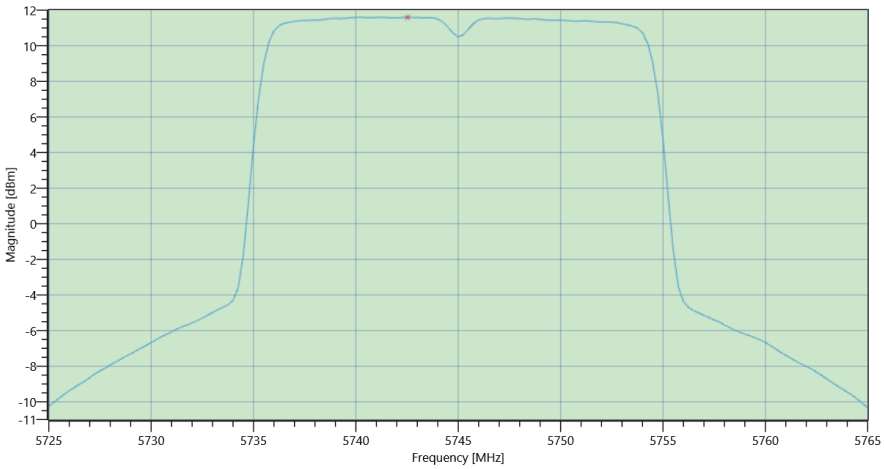

FCC 15.247 # Max output power and psd ~ WLAN5Gx ax-HE20 U-NII-3 Max OP and PSD

Power Spectral Density U-NII-3

READ SA SETTINGS:	
RefLevel [dBm] | RefLevelOffset [dB] | InpAtt [dB]	33.59 | 18.72 | 30
Start [MHz] | Stop [MHz]	5725.000 | 5765.000
RBW [MHz] | VBW [MHz]	0.500000 | 3.000000
Detector | TraceMode	RMS | MAXH
Sweep: Time [ms] | Count | Points per Section | Type	53700 | 1 | 161 | SWE

RESULT					
Test Description	Lower Limit	Upper Limit	Measured	Unit	Verdict
Power Spectral Density	---	---	8.61	dBm/0.5MHz	INFO
Duty Cycle Correction	---	---	0.41	dB	INFO
Power Spectral Density DC corrected	---	30	9.02	dBm/0.5MHz	PASS

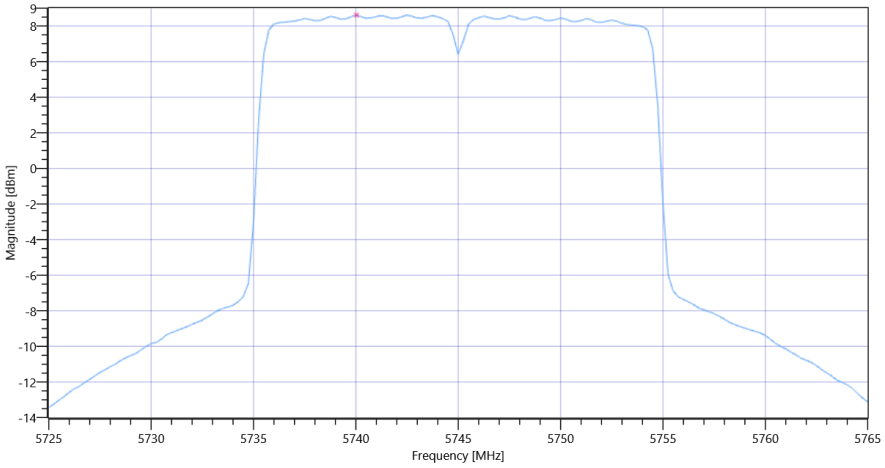

FCC 15.247 # Max output power and psd ~ WLAN5Gx ax-HE20 U-NII-3 PSD UNII-3

General verdict	PASS

FCC 15.247 # Max output power and psd ~ WLAN5Gx ax-HE20 U-NII-3

Test References	
TC Start	15.07.2022 09:50:42
Ambit Temp [°C] | Humidity [rel%]	23.9 | 42
System Version	3.2.0.2
Test Specification	FCC 15.247 -
Test Method	KDB789033 D02, F., E.2.e.
TC Version	0.0.1
My Description	FCC 15.407 Max Output Power & PSD - WLAN5Gx ax-HE20 U-NII-3
Add. Information	

EUT Common Settings WLAN5Gx	
Number of Antenna Ports	2
User Interaction	No
Device Class UNII_1	Client

Test Parameter	
Technology to test	WLAN5Gx ax-HE20
Antenna Port used	1
Temperature	nom
Voltage	nom
Frequency low to test	False | Freq [MHz] 5745
Frequency mid to test	True | Freq [MHz] 5785
Frequency high to test	False | Freq [MHz] 5825
Auto Control enabled Power Supply | Climatic Box	No | No
Additional Path Loss [dB]	1.4
Switched Path	EUT - SignalingUnit - SpectrumAnalyzer

Test Equipment
Signal analyzer,Rohde&Schwarz,FSV-40,1307.9002K40/101042,3.70
Switch matrix,CTCadvanced,SPM-4 NI DAQ,28016133,NI

Test at TX 5785 MHz

RESULT: Reference Power cond.					
Test Description	Lower Limit	Upper Limit	Measured	Unit	Verdict
Ref. Power 1MHz/1MHz cond.	---	---	20.32	dBm	INFO
Ref. Frequency	---	---	5790.790	MHz	INFO

Evaluation max. Duty Cycle

Duty Cycle evaluation					
Test Description	Lower Limit	Upper Limit	Measured	Unit	Verdict
Result Summary					
Number of detected Bursts:46					
Duty Cycle (Burst Ratio) max	---	---	0.969	---	INFO
Duty Cycle max	---	---	0.137	dB	INFO
Duty Cycle (Burst Ratio) min	---	---	0.909	---	INFO
Duty Cycle min	---	---	0.414	dB	INFO
Max TX Burst Length	---	---	2.375	ms	INFO
Min Gap Length	---	---	0.075	ms	INFO
Max Gap Length	---	---	0.075	ms	INFO

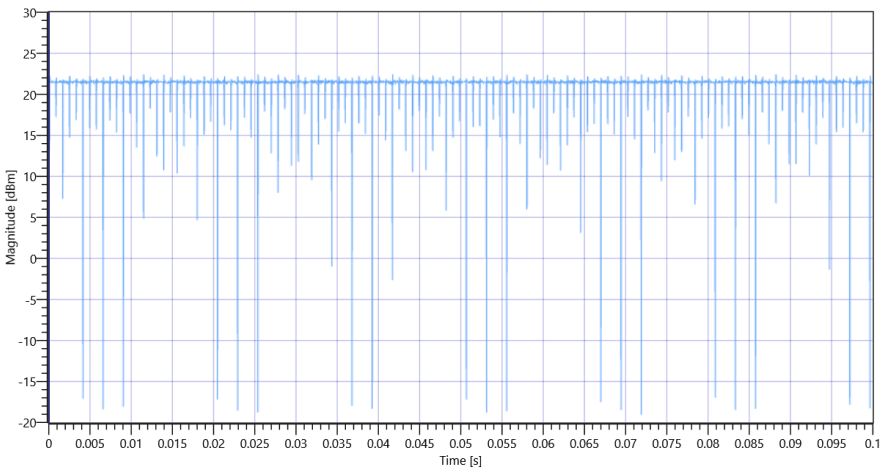

FCC 15.247 # Max output power and psd ~ WLAN5Gx ax-HE20 U-NII-3 5785 MHz - DutyCycle

Evaluation Bandwidth

RESULT					
Test Description	Lower Limit	Upper Limit	Measured	Unit	Verdict
Bandwidth 26dB	---	---	40	MHz	INFO
T1 26dB	---	---	5765.0000	MHz	INFO
T2 26dB	---	---	5805.0000	MHz	INFO

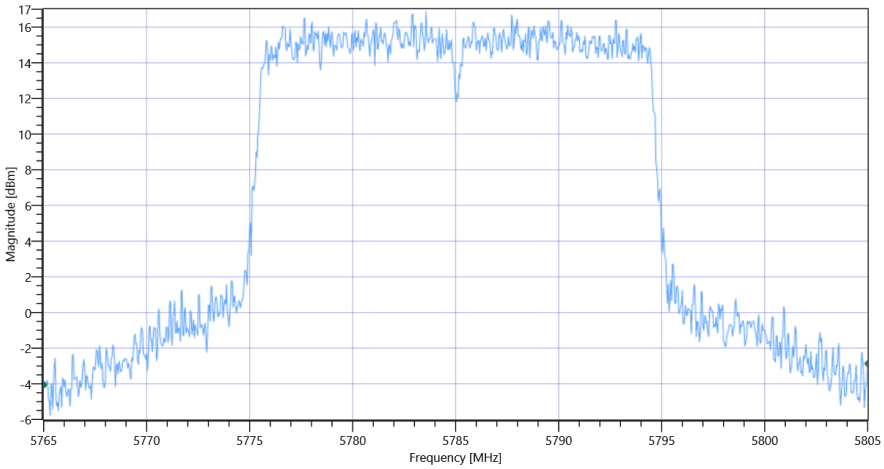

FCC 15.247 # Max output power and psd ~ WLAN5Gx ax-HE20 U-NII-3_BW

Maximum Output Power

READ SA SETTINGS:	
RefLevel [dBm] | RefLevelOffset [dB] | InpAtt [dB]	32.32 | 18.76 | 30
Start [MHz] | Stop [MHz]	5765.000 | 5805.000
RBW [MHz] | VBW [MHz]	1.000000 | 3.000000
Detector | TraceMode	RMS | MAXH
Sweep: Time [ms] | Count | Points per Section | Type	53700 | 1 | 161 | SWE

RESULT					
Test Description	Lower Limit	Upper Limit	Measured	Unit	Verdict
Max Output Power	---	---	24.2	dBm	INFO
Duty Cycle Correction	---	---	0.41	dB	INFO
Limit absolute					
Max Output Power DC corrected	---	30	24.61	dBm	PASS
Limit by: 11 dBm + 10 log Bandwidth					
Max Output Power DC corrected	---	27.02	24.61	dBm	not applicable

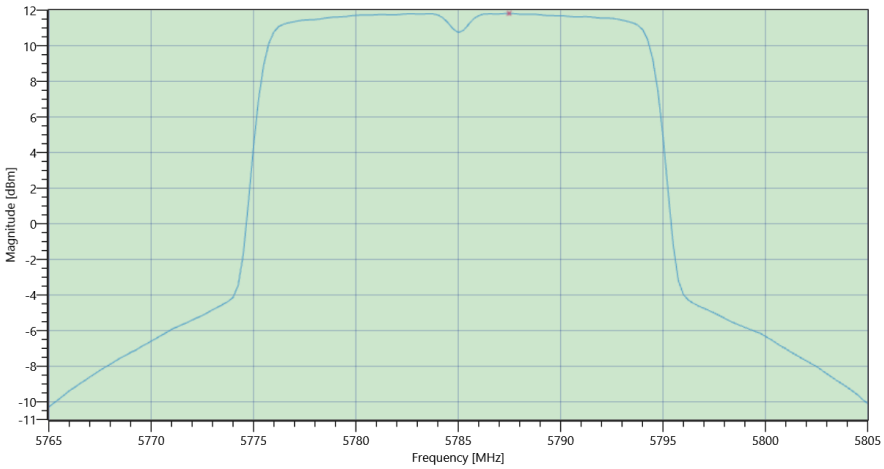

FCC 15.247 # Max output power and psd ~ WLAN5Gx ax-HE20 U-NII-3 Max OP and PSD

Power Spectral Density U-NII-3

READ SA SETTINGS:	
RefLevel [dBm] | RefLevelOffset [dB] | InpAtt [dB]	32.32 | 18.76 | 30
Start [MHz] | Stop [MHz]	5765.000 | 5805.000
RBW [MHz] | VBW [MHz]	0.500000 | 3.000000
Detector | TraceMode	RMS | MAXH
Sweep: Time [ms] | Count | Points per Section | Type	53700 | 1 | 161 | SWE

RESULT					
Test Description	Lower Limit	Upper Limit	Measured	Unit	Verdict
Power Spectral Density	---	---	8.87	dBm/0.5MHz	INFO
Duty Cycle Correction	---	---	0.41	dB	INFO
Power Spectral Density DC corrected	---	30	9.28	dBm/0.5MHz	PASS

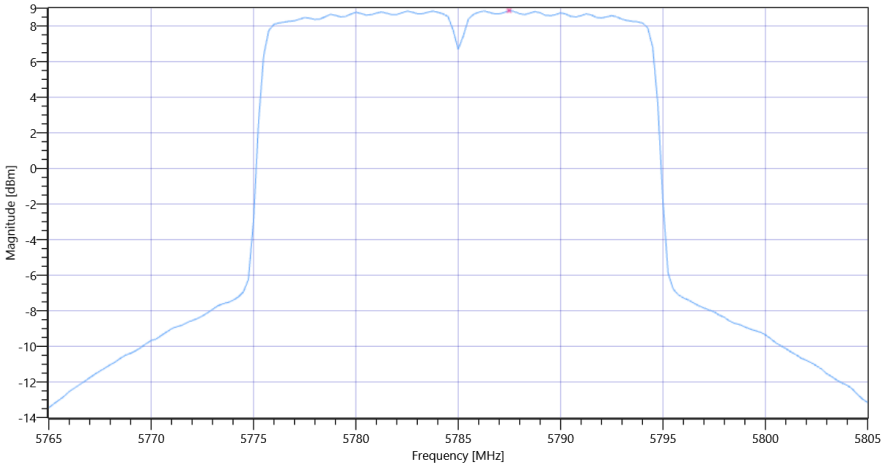

FCC 15.247 # Max output power and psd ~ WLAN5Gx ax-HE20 U-NII-3 PSD UNII-3

General verdict	PASS

FCC 15.247 # Max output power and psd ~ WLAN5Gx ax-HE20 U-NII-3

Test References	
TC Start	15.07.2022 09:59:22
Ambit Temp [°C] | Humidity [rel%]	24.0 | 41
System Version	3.2.0.2
Test Specification	FCC 15.247 -
Test Method	KDB789033 D02, F., E.2.e.
TC Version	0.0.1
My Description	FCC 15.407 Max Output Power & PSD - WLAN5Gx ax-HE20 U-NII-3
Add. Information	

EUT Common Settings WLAN5Gx	
Number of Antenna Ports	2
User Interaction	No
Device Class UNII_1	Client

Test Parameter	
Technology to test	WLAN5Gx ax-HE20
Antenna Port used	1
Temperature	nom
Voltage	nom
Frequency low to test	False | Freq [MHz] 5745
Frequency mid to test	False | Freq [MHz] 5785
Frequency high to test	True | Freq [MHz] 5825
Auto Control enabled Power Supply | Climatic Box	No | No
Additional Path Loss [dB]	1.4
Switched Path	EUT - SignalingUnit - SpectrumAnalyzer

Test Equipment
Signal analyzer,Rohde&Schwarz,FSV-40,1307.9002K40/101042,3.70
Switch matrix,CTCadvanced,SPM-4 NI DAQ,28016133,NI

Test at TX 5825 MHz

RESULT: Reference Power cond.					
Test Description	Lower Limit	Upper Limit	Measured	Unit	Verdict
Ref. Power 1MHz/1MHz cond.	---	---	20.58	dBm	INFO
Ref. Frequency	---	---	5833.990	MHz	INFO

Evaluation max. Duty Cycle

Duty Cycle evaluation					
Test Description	Lower Limit	Upper Limit	Measured	Unit	Verdict
Result Summary					
Number of detected Bursts:44					
Duty Cycle (Burst Ratio) max	---	---	0.969	---	INFO
Duty Cycle max	---	---	0.137	dB	INFO
Duty Cycle (Burst Ratio) min	---	---	0.909	---	INFO
Duty Cycle min	---	---	0.414	dB	INFO
Max TX Burst Length	---	---	2.375	ms	INFO
Min Gap Length	---	---	0.075	ms	INFO
Max Gap Length	---	---	0.075	ms	INFO

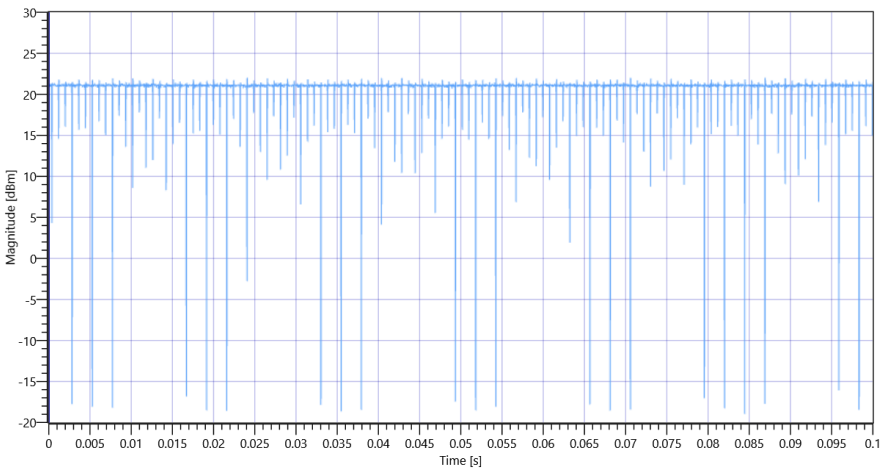

FCC 15.247 # Max output power and psd ~ WLAN5Gx ax-HE20 U-NII-3 5825 MHz - DutyCycle

Evaluation Bandwidth

RESULT					
Test Description	Lower Limit	Upper Limit	Measured	Unit	Verdict
Bandwidth 26dB	---	---	40	MHz	INFO
T1 26dB	---	---	5805.0000	MHz	INFO
T2 26dB	---	---	5845.0000	MHz	INFO

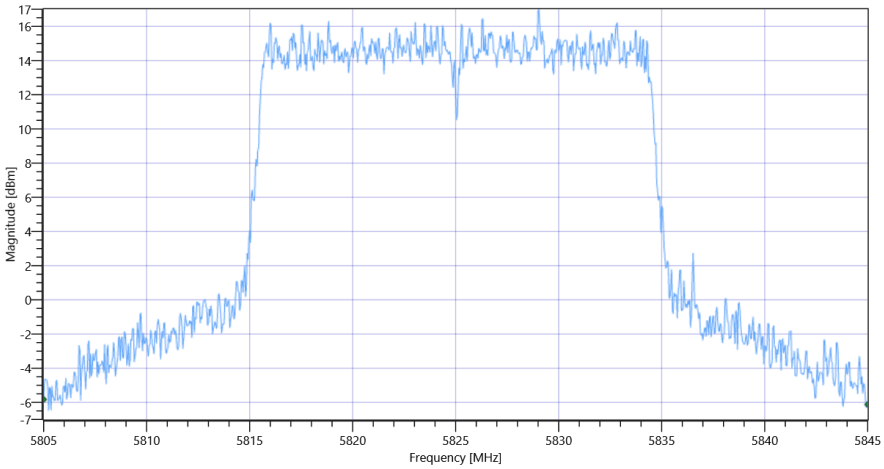

FCC 15.247 # Max output power and psd ~ WLAN5Gx ax-HE20 U-NII-3_BW

Maximum Output Power

READ SA SETTINGS:	
RefLevel [dBm] | RefLevelOffset [dB] | InpAtt [dB]	32.58 | 18.74 | 30
Start [MHz] | Stop [MHz]	5805.000 | 5845.000
RBW [MHz] | VBW [MHz]	1.000000 | 3.000000
Detector | TraceMode	RMS | MAXH
Sweep: Time [ms] | Count | Points per Section | Type	53700 | 1 | 161 | SWE

RESULT					
Test Description	Lower Limit	Upper Limit	Measured	Unit	Verdict
Max Output Power	---	---	23.79	dBm	INFO
Duty Cycle Correction	---	---	0.41	dB	INFO
Limit absolute					
Max Output Power DC corrected	---	30	24.2	dBm	PASS
Limit by: 11 dBm + 10 log Bandwidth					
Max Output Power DC corrected	---	27.02	24.2	dBm	not applicable

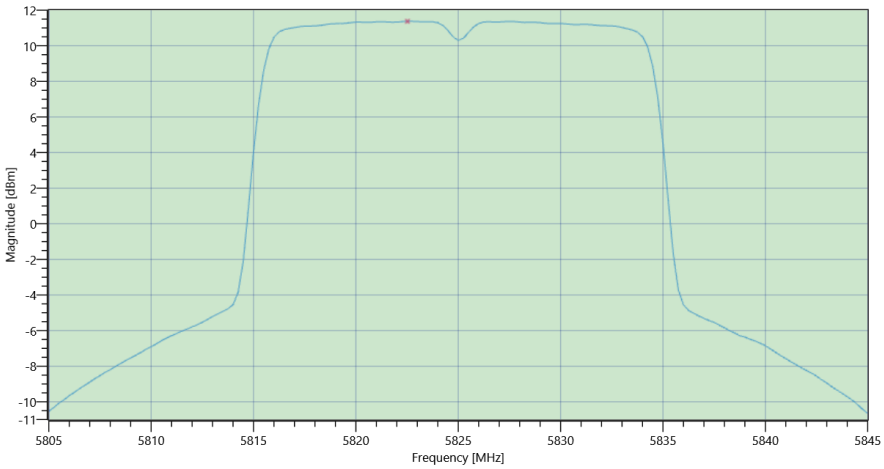

FCC 15.247 # Max output power and psd ~ WLAN5Gx ax-HE20 U-NII-3 Max OP and PSD

Power Spectral Density U-NII-3

READ SA SETTINGS:	
RefLevel [dBm] | RefLevelOffset [dB] | InpAtt [dB]	32.58 | 18.74 | 30
Start [MHz] | Stop [MHz]	5805.000 | 5845.000
RBW [MHz] | VBW [MHz]	0.500000 | 3.000000
Detector | TraceMode	RMS | MAXH
Sweep: Time [ms] | Count | Points per Section | Type	53700 | 1 | 161 | SWE

RESULT					
Test Description	Lower Limit	Upper Limit	Measured	Unit	Verdict
Power Spectral Density	---	---	8.43	dBm/0.5MHz	INFO
Duty Cycle Correction	---	---	0.41	dB	INFO
Power Spectral Density DC corrected	---	30	8.84	dBm/0.5MHz	PASS

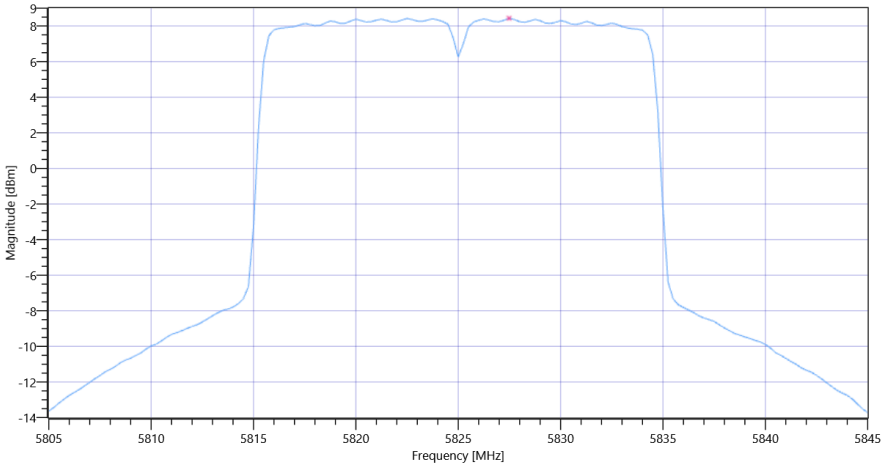

FCC 15.247 # Max output power and psd ~ WLAN5Gx ax-HE20 U-NII-3 PSD UNII-3

General verdict	PASS

FCC 15.247 # Max output power and psd ~ WLAN5Gx ax-HE20 U-NII-2A

Test References	
TC Start	15.07.2022 10:26:56
Ambit Temp [°C] | Humidity [rel%]	24.2 | 41
System Version	3.2.0.2
Test Specification	FCC 15.247 -
Test Method	KDB789033 D02, F., E.2.e.
TC Version	0.0.1
My Description	FCC 15.407 Max Output Power & PSD - WLAN5Gx ax-HE20 U-NII-2A
Add. Information	

EUT Common Settings WLAN5Gx	
Number of Antenna Ports	2
User Interaction	No
Device Class UNII_1	Client

Test Parameter	
Technology to test	WLAN5Gx ax-HE20
Antenna Port used	2
Temperature	nom
Voltage	nom
Frequency low to test	True | Freq [MHz] 5260
Frequency mid to test	False | Freq [MHz] 5280
Frequency high to test	False | Freq [MHz] 5320
Auto Control enabled Power Supply | Climatic Box	No | No
Additional Path Loss [dB]	1.4
Switched Path	EUT - SignalingUnit - SpectrumAnalyzer

Test Equipment
Signal analyzer,Rohde&Schwarz,FSV-40,1307.9002K40/101042,3.70
Switch matrix,CTCadvanced,SPM-4 NI DAQ,28016133,NI

Test at TX 5260 MHz

RESULT: Reference Power cond.					
Test Description	Lower Limit	Upper Limit	Measured	Unit	Verdict
Ref. Power 1MHz/1MHz cond.	---	---	13.81	dBm	INFO
Ref. Frequency	---	---	5258.400	MHz	INFO

Evaluation max. Duty Cycle

Duty Cycle evaluation					
Test Description	Lower Limit	Upper Limit	Measured	Unit	Verdict
Result Summary					
Number of detected Bursts:44					
Duty Cycle (Burst Ratio) max	---	---	0.969	---	INFO
Duty Cycle max	---	---	0.137	dB	INFO
Duty Cycle (Burst Ratio) min	---	---	0.909	---	INFO
Duty Cycle min	---	---	0.414	dB	INFO
Max TX Burst Length	---	---	2.375	ms	INFO
Min Gap Length	---	---	0.075	ms	INFO
Max Gap Length	---	---	0.075	ms	INFO

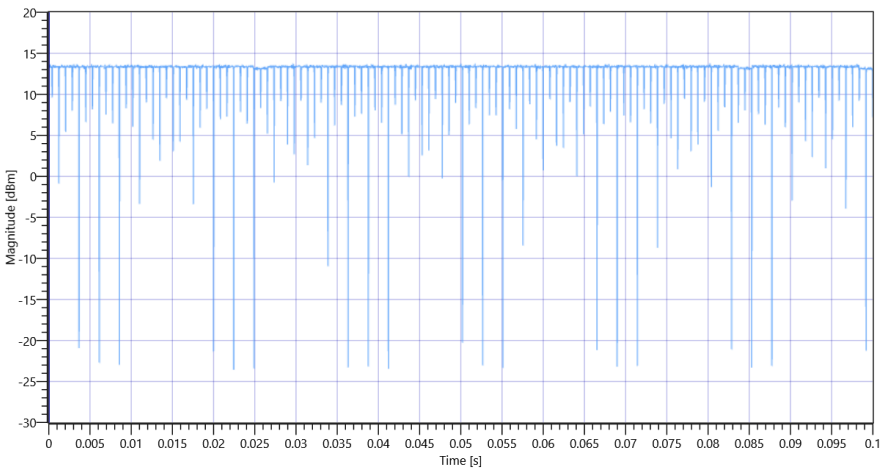

FCC 15.247 # Max output power and psd ~ WLAN5Gx ax-HE20 U-NII-2A 5260 MHz - DutyCycle

Evaluation Bandwidth

RESULT					
Test Description	Lower Limit	Upper Limit	Measured	Unit	Verdict
Bandwidth 26dB	---	---	21.72	MHz	INFO
T1 26dB	---	---	5249.1600	MHz	INFO
T2 26dB	---	---	5270.8800	MHz	INFO

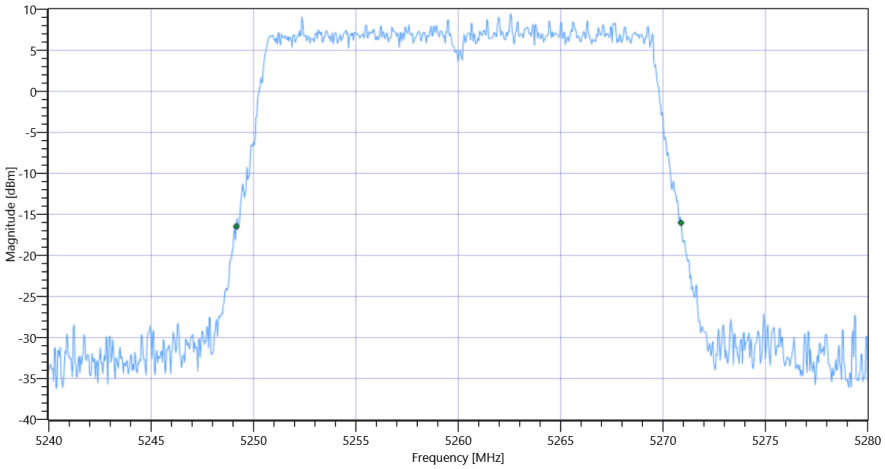

FCC 15.247 # Max output power and psd ~ WLAN5Gx ax-HE20 U-NII-2A_BW

Maximum Output Power

READ SA SETTINGS:	
RefLevel [dBm] | RefLevelOffset [dB] | InpAtt [dB]	25.81 | 18.82 | 25
Start [MHz] | Stop [MHz]	5240.000 | 5280.000
RBW [MHz] | VBW [MHz]	1.000000 | 3.000000
Detector | TraceMode	RMS | MAXH
Sweep: Time [ms] | Count | Points per Section | Type	53700 | 1 | 161 | SWE

RESULT					
Test Description	Lower Limit	Upper Limit	Measured	Unit	Verdict
Max Output Power	---	---	15.84	dBm	INFO
Duty Cycle Correction	---	---	0.41	dB	INFO
Limit absolute					
Max Output Power DC corrected	---	24	16.25	dBm	PASS
Limit by: 11 dBm + 10 log Bandwidth					
Max Output Power DC corrected	---	24.37	16.25	dBm	PASS

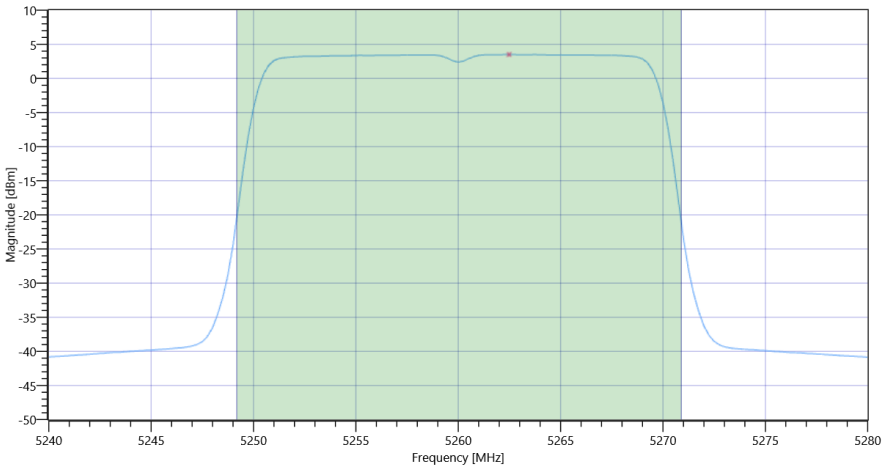

FCC 15.247 # Max output power and psd ~ WLAN5Gx ax-HE20 U-NII-2A Max OP and PSD

Power Spectral Density

RESULT					
Test Description	Lower Limit	Upper Limit	Measured	Unit	Verdict
Power Spectral Density	---	---	3.5	dBm/1MHz	INFO
Duty Cycle Correction	---	---	0.41	dB	INFO
Power Spectral Density DC corrected	---	11	3.91	dBm/1MHz	PASS

General verdict	PASS

FCC 15.247 # Max output power and psd ~ WLAN5Gx ax-HE20 U-NII-2A

Test References	
TC Start	15.07.2022 10:32:11
Ambit Temp [°C] | Humidity [rel%]	24.2 | 41
System Version	3.2.0.2
Test Specification	FCC 15.247 -
Test Method	KDB789033 D02, F., E.2.e.
TC Version	0.0.1
My Description	FCC 15.407 Max Output Power & PSD - WLAN5Gx ax-HE20 U-NII-2A
Add. Information	

EUT Common Settings WLAN5Gx	
Number of Antenna Ports	2
User Interaction	No
Device Class UNII_1	Client

Test Parameter	
Technology to test	WLAN5Gx ax-HE20
Antenna Port used	2
Temperature	nom
Voltage	nom
Frequency low to test	False | Freq [MHz] 5260
Frequency mid to test	True | Freq [MHz] 5280
Frequency high to test	False | Freq [MHz] 5320
Auto Control enabled Power Supply | Climatic Box	No | No
Additional Path Loss [dB]	1.4
Switched Path	EUT - SignalingUnit - SpectrumAnalyzer

Test Equipment
Signal analyzer,Rohde&Schwarz,FSV-40,1307.9002K40/101042,3.70
Switch matrix,CTCadvanced,SPM-4 NI DAQ,28016133,NI