Measurement Results

No.1-4095/22-01-05_Annex_MR_A9

Test logging

This document is electronically signed and valid without handwritten signature.
For verification of the electronic signatures, the public keys can be requested at the testing laboratory.

Document authorized:

p.o. cn=Marco Bertolino, o=CTC advanced GmbH, ou=BTL-211209, email=marco.bertolino@ctcadvanced.com, c=DE
2022.09.02 13:40:15 +02'00'

Michael Dorongovski
Lab Manager
Radio Communications

Test/s performed:

cn=Andreas Kurzkurt, o=CTC advanced GmbH, ou=KZK-200114, email=Andreas.Kurzkurt@ctcadvanced.com, c=DE

Andreas Kurzkurt
Testing Manager
Radio Communications

Table of Content

EUT Information 3
FCC 15.407, ISED RSS247 # Bandwidths 99PCT and 26dB ~ WLAN5Gx ax-HE80 U-NII-1 4
FCC 15.407, ISED RSS247 # Bandwidths 99PCT and 26dB ~ WLAN5Gx ax-HE80 U-NII-1 8
FCC 15.407, ISED RSS247 # Bandwidths 99PCT and 26dB ~ WLAN5Gx ax-HE80 U-NII-2A 12
FCC 15.407, ISED RSS247 # Bandwidths 99PCT and 26dB ~ WLAN5Gx ax-HE80 U-NII-2A 16
FCC 15.407, ISED RSS247 # Bandwidths 99PCT and 26dB ~ WLAN5Gx ax-HE80 U-NII-2C 20
FCC 15.407, ISED RSS247 # Bandwidths 99PCT and 26dB ~ WLAN5Gx ax-HE80 U-NII-2C 24
FCC 15.407, ISED RSS247 # Bandwidths 99PCT and 26dB ~ WLAN5Gx ax-HE80 U-NII-2C 28
FCC 15.407, ISED RSS247 # Bandwidths 99PCT and 26dB ~ WLAN5Gx ax-HE80 U-NII-2C 32
FCC 15.407, ISED RSS247 # Bandwidths 99PCT and 26dB ~ WLAN5Gx ax-HE80 U-NII-3 36
FCC 15.407, ISED RSS247 # Bandwidths 99PCT and 26dB ~ WLAN5Gx ax-HE80 U-NII-3 40
FCC 15.247 # Max output power and psd ~ WLAN5Gx ax-HE80 U-NII-1 44
FCC 15.247 # Max output power and psd ~ WLAN5Gx ax-HE80 U-NII-1 48
FCC 15.247 # Max output power and psd ~ WLAN5Gx ax-HE80 U-NII-2A 52
FCC 15.247 # Max output power and psd ~ WLAN5Gx ax-HE80 U-NII-2A 56
FCC 15.247 # Max output power and psd ~ WLAN5Gx ax-HE80 U-NII-2C 60
FCC 15.247 # Max output power and psd ~ WLAN5Gx ax-HE80 U-NII-2C 64
FCC 15.247 # Max output power and psd ~ WLAN5Gx ax-HE80 U-NII-2C 68
FCC 15.247 # Max output power and psd ~ WLAN5Gx ax-HE80 U-NII-2C 72
FCC 15.247 # Max output power and psd ~ WLAN5Gx ax-HE80 U-NII-3 76
FCC 15.247 # Max output power and psd ~ WLAN5Gx ax-HE80 U-NII-3 80
FCC 15.407, ISED RSS247 # Minimum emission bandwidth ~ WLAN5Gx ax-HE80 U-NII-3 84
FCC 15.407, ISED RSS247 # Minimum emission bandwidth ~ WLAN5Gx ax-HE80 U-NII-3 86

EUT Information

EUT DEFINITION	
Manufacturer	Sagemcom
Type	DIW377 ALT US
Serial Number	622172052818
Setup Number	1.0
Version SW	NI
Version FW	NI
Version HW	NI
Comment 1	
Comment 2	
Temperature [°C] Min	-5
Temperature [°C] Nom	20
Temperature [°C] Max	45
Voltage [V] Min	110
Voltage [V] Nom	115
Voltage [V] Max	127

FCC 15.407, ISED RSS247 # Bandwidths 99PCT and 26dB ~ WLAN5Gx ax-HE80 U-NII-1

Test References	
TC Start	19.07.2022 11:17:27
Ambit Temp [°C] | Humidity [rel%]	26.3 | 38
System Version	3.2.0.2
Test Specification	FCC 15.407, ISED RSS247 -
Test Method	26dB Bandwidth KDB789033 D02, C.1 / ISED RSS-GEN
TC Version	0.0.1
My Description	FCC 15.407 Bandwidths - WLAN5Gx ax-HE80 U-NII-1
Add. Information	

EUT Common Settings WLAN5Gx	
Number of Antenna Ports	2
User Interaction	No
Device Class UNII_1	Client

Test Parameter	
Technology to test	WLAN5Gx ax-HE80
Antenna Port used	1
Temperature	nom
Voltage	nom
Frequency low to test	False | Freq [MHz] 0
Frequency mid to test	True | Freq [MHz] 5210
Frequency high to test	False | Freq [MHz] 0
Auto Control enabled Power Supply | Climatic Box	No | No
Additional Path Loss [dB]	1.4
Switched Path	EUT - SignalingUnit - SpectrumAnalyzer

Test Equipment
Signal analyzer,Rohde&Schwarz,FSV-40,1307.9002K40/101042,3.70
Switch matrix,CTCadvanced,SPM-4 NI DAQ,28016133,NI

Test at TX 5210 MHz

RESULT: Reference Power cond.					
Test Description	Lower Limit	Upper Limit	Measured	Unit	Verdict
Ref. Power 1MHz/1MHz cond.	---	---	4.98	dBm	INFO
Ref. Frequency	---	---	5217.390	MHz	INFO

READ SA SETTINGS:	
RefLevel [dBm] | RefLevelOffset [dB] | InpAtt [dB]	12.98 | 17.99 | 10
Start [MHz] | Stop [MHz]	5110.000 | 5310.000
RBW [MHz] | VBW [MHz]	1.000000 | 5.000000
Detector | TraceMode	POS | MAXH
Sweep: Time [ms] | Count | Points per Section | Type	1 | 2500 | 1001 | SWE

RESULT					
Test Description	Lower Limit	Upper Limit	Measured	Unit	Verdict
Bandwidth 99%	---	---	76.923	MHz	INFO
T1 99%	5150.000000	---	5171.6384	MHz	PASS
T2 99%	---	5250.000000	5248.5614	MHz	PASS

Plot: Bandwidth only

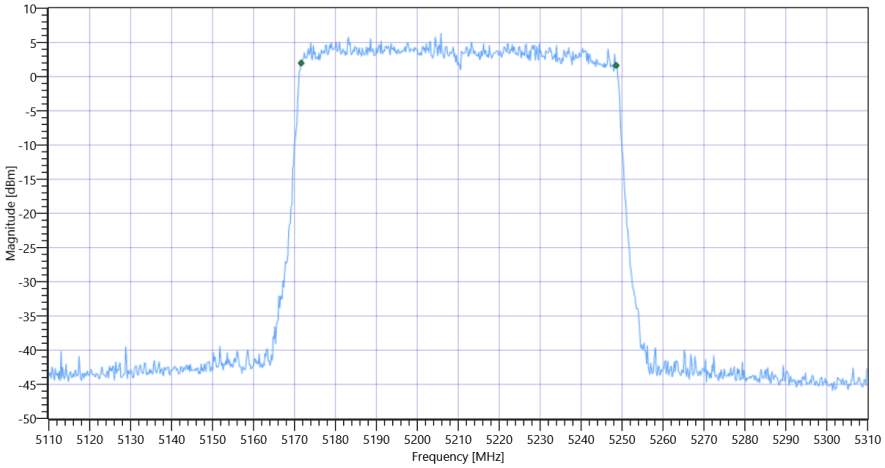

FCC 15.407, ISED RSS247 # Bandwidths 99PCT and 26dB ~ WLAN5Gx ax-HE80 U-NII-1 99PCT

Plot: Bandwidth within Band

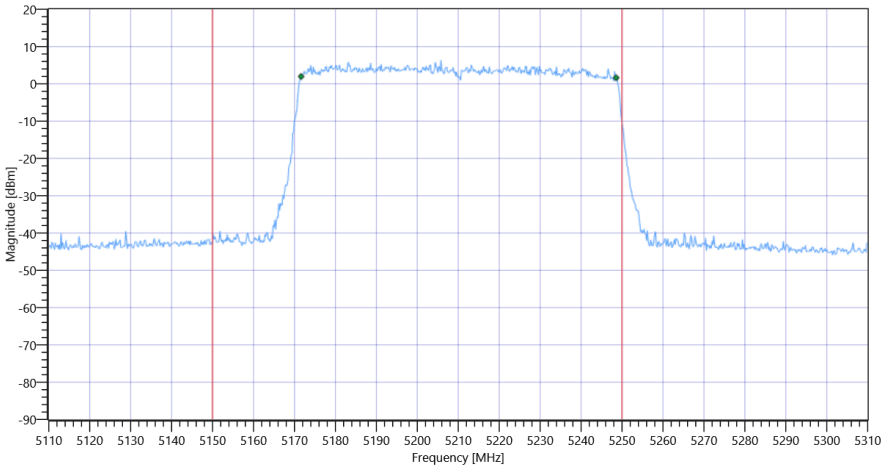

FCC 15.407, ISED RSS247 # Bandwidths 99PCT and 26dB ~ WLAN5Gx ax-HE80 U-NII-1

RESULT					
Test Description	Lower Limit	Upper Limit	Measured	Unit	Verdict
Bandwidth 20dB	---	---	81.8	MHz	INFO
T1 26dB	5150.000000	---	5169.2000	MHz	PASS
T2 26dB	---	5250.000000	5251.0000	MHz	DFS required

Plot: Bandwidth only

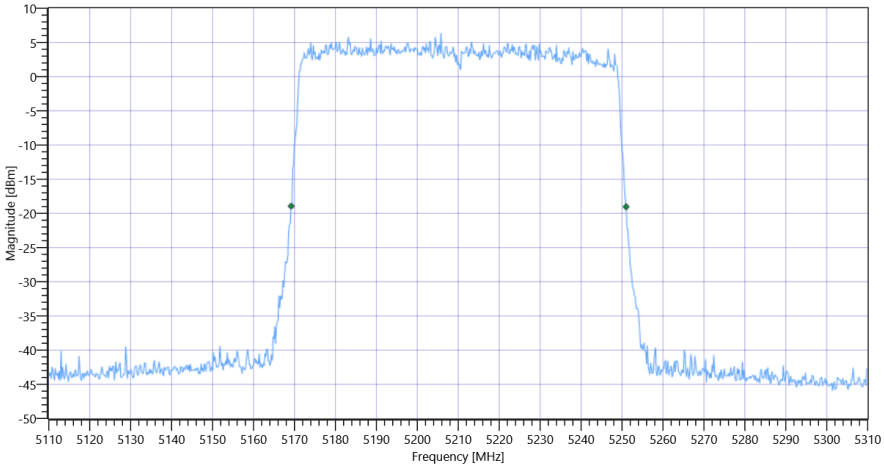

FCC 15.407, ISED RSS247 # Bandwidths 99PCT and 26dB ~ WLAN5Gx ax-HE80 U-NII-1 26dB

Plot: Bandwidth within Band

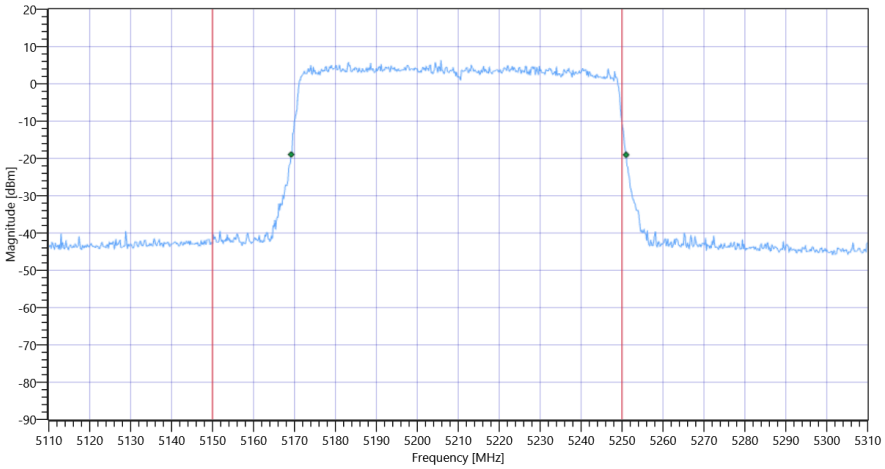

FCC 15.407, ISED RSS247 # Bandwidths 99PCT and 26dB ~ WLAN5Gx ax-HE80 U-NII-1

General verdict	PASS

FCC 15.407, ISED RSS247 # Bandwidths 99PCT and 26dB ~ WLAN5Gx ax-HE80 U-NII-1

Test References	
TC Start	19.07.2022 11:24:59
Ambit Temp [°C] | Humidity [rel%]	26.3 | 38
System Version	3.2.0.2
Test Specification	FCC 15.407, ISED RSS247 -
Test Method	26dB Bandwidth KDB789033 D02, C.1 / ISED RSS-GEN
TC Version	0.0.1
My Description	FCC 15.407 Bandwidths - WLAN5Gx ax-HE80 U-NII-1
Add. Information	

EUT Common Settings WLAN5Gx	
Number of Antenna Ports	2
User Interaction	No
Device Class UNII_1	Client

Test Parameter	
Technology to test	WLAN5Gx ax-HE80
Antenna Port used	2
Temperature	nom
Voltage	nom
Frequency low to test	False | Freq [MHz] 0
Frequency mid to test	True | Freq [MHz] 5210
Frequency high to test	False | Freq [MHz] 0
Auto Control enabled Power Supply | Climatic Box	No | No
Additional Path Loss [dB]	1.4
Switched Path	EUT - SignalingUnit - SpectrumAnalyzer

Test Equipment
Signal analyzer,Rohde&Schwarz,FSV-40,1307.9002K40/101042,3.70
Switch matrix,CTCadvanced,SPM-4 NI DAQ,28016133,NI

Test at TX 5210 MHz

RESULT: Reference Power cond.					
Test Description	Lower Limit	Upper Limit	Measured	Unit	Verdict
Ref. Power 1MHz/1MHz cond.	---	---	3.73	dBm	INFO
Ref. Frequency	---	---	5218.590	MHz	INFO

READ SA SETTINGS:	
RefLevel [dBm] | RefLevelOffset [dB] | InpAtt [dB]	11.73 | 17.99 | 10
Start [MHz] | Stop [MHz]	5110.000 | 5310.000
RBW [MHz] | VBW [MHz]	1.000000 | 5.000000
Detector | TraceMode	POS | MAXH
Sweep: Time [ms] | Count | Points per Section | Type	1 | 2500 | 1001 | SWE

RESULT					
Test Description	Lower Limit	Upper Limit	Measured	Unit	Verdict
Bandwidth 99%	---	---	77.123	MHz	INFO
T1 99%	5150.000000	---	5171.6384	MHz	PASS
T2 99%	---	5250.000000	5248.7612	MHz	PASS

Plot: Bandwidth only

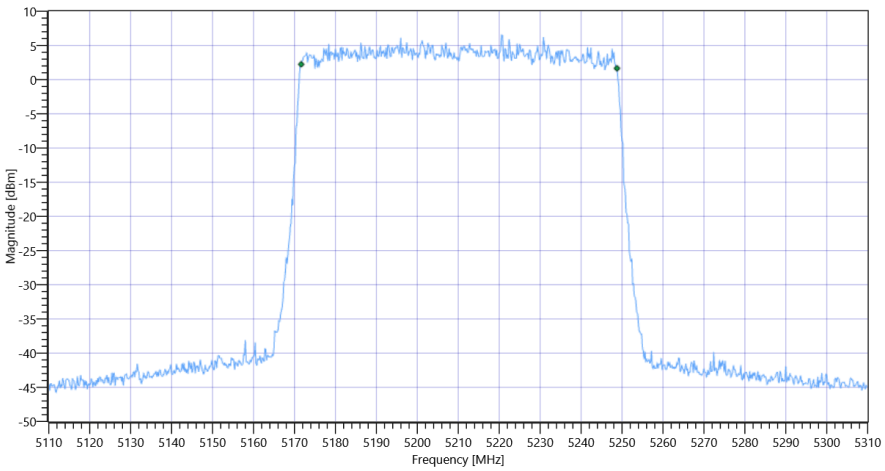

FCC 15.407, ISED RSS247 # Bandwidths 99PCT and 26dB ~ WLAN5Gx ax-HE80 U-NII-1 99PCT

Plot: Bandwidth within Band

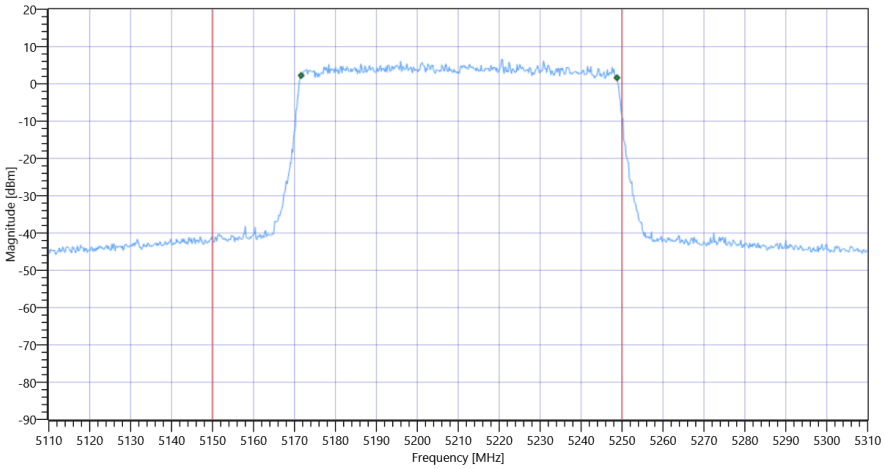

FCC 15.407, ISED RSS247 # Bandwidths 99PCT and 26dB ~ WLAN5Gx ax-HE80 U-NII-1

RESULT					
Test Description	Lower Limit	Upper Limit	Measured	Unit	Verdict
Bandwidth 20dB	---	---	81.6	MHz	INFO
T1 26dB	5150.000000	---	5169.4000	MHz	PASS
T2 26dB	---	5250.000000	5251.0000	MHz	DFS required

Plot: Bandwidth only

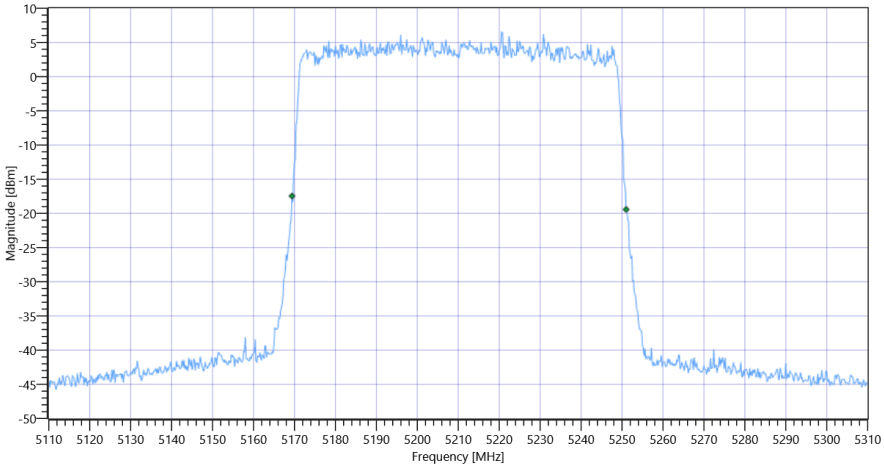

FCC 15.407, ISED RSS247 # Bandwidths 99PCT and 26dB ~ WLAN5Gx ax-HE80 U-NII-1 26dB

Plot: Bandwidth within Band

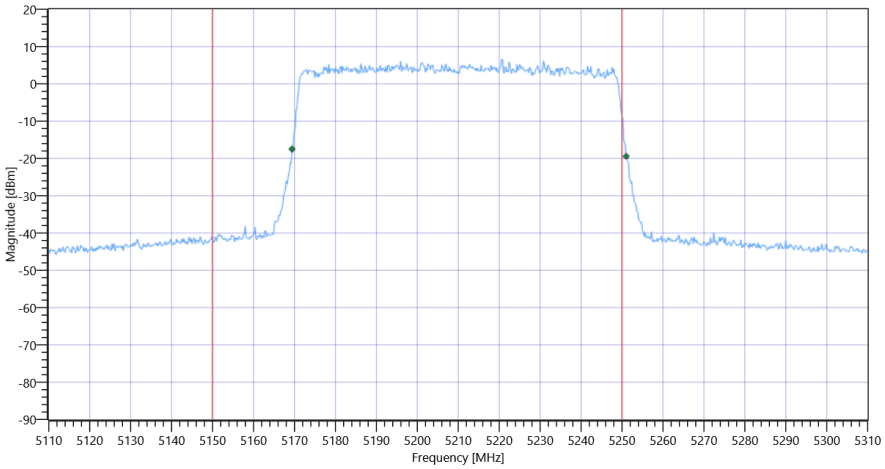

FCC 15.407, ISED RSS247 # Bandwidths 99PCT and 26dB ~ WLAN5Gx ax-HE80 U-NII-1

General verdict	PASS

FCC 15.407, ISED RSS247 # Bandwidths 99PCT and 26dB ~ WLAN5Gx ax-HE80 U-NII-2A

Test References	
TC Start	19.07.2022 11:33:40
Ambit Temp [°C] | Humidity [rel%]	26.4 | 38
System Version	3.2.0.2
Test Specification	FCC 15.407, ISED RSS247 -
Test Method	26dB Bandwidth KDB789033 D02, C.1 / ISED RSS-GEN
TC Version	0.0.1
My Description	FCC 15.407 Bandwidths - WLAN5Gx ax-HE80 U-NII-2A
Add. Information	

EUT Common Settings WLAN5Gx	
Number of Antenna Ports	2
User Interaction	No
Device Class UNII_1	Client

Test Parameter	
Technology to test	WLAN5Gx ax-HE80
Antenna Port used	1
Temperature	nom
Voltage	nom
Frequency low to test	False | Freq [MHz] 0
Frequency mid to test	True | Freq [MHz] 5290
Frequency high to test	False | Freq [MHz] 0
Auto Control enabled Power Supply | Climatic Box	No | No
Additional Path Loss [dB]	1.4
Switched Path	EUT - SignalingUnit - SpectrumAnalyzer

Test Equipment
Signal analyzer,Rohde&Schwarz,FSV-40,1307.9002K40/101042,3.70
Switch matrix,CTCadvanced,SPM-4 NI DAQ,28016133,NI

Test at TX 5290 MHz

RESULT: Reference Power cond.					
Test Description	Lower Limit	Upper Limit	Measured	Unit	Verdict
Ref. Power 1MHz/1MHz cond.	---	---	7.91	dBm	INFO
Ref. Frequency	---	---	5285.800	MHz	INFO

READ SA SETTINGS:	
RefLevel [dBm] | RefLevelOffset [dB] | InpAtt [dB]	15.91 | 18.57 | 15
Start [MHz] | Stop [MHz]	5190.000 | 5390.000
RBW [MHz] | VBW [MHz]	1.000000 | 5.000000
Detector | TraceMode	POS | MAXH
Sweep: Time [ms] | Count | Points per Section | Type	1 | 2500 | 1001 | SWE

RESULT					
Test Description	Lower Limit	Upper Limit	Measured	Unit	Verdict
Bandwidth 99%	---	---	76.923	MHz	INFO
T1 99%	5250.000000	---	5251.6384	MHz	PASS since U-NII-1 is supported
T2 99%	---	5350.000000	5328.5614	MHz	PASS

Plot: Bandwidth only

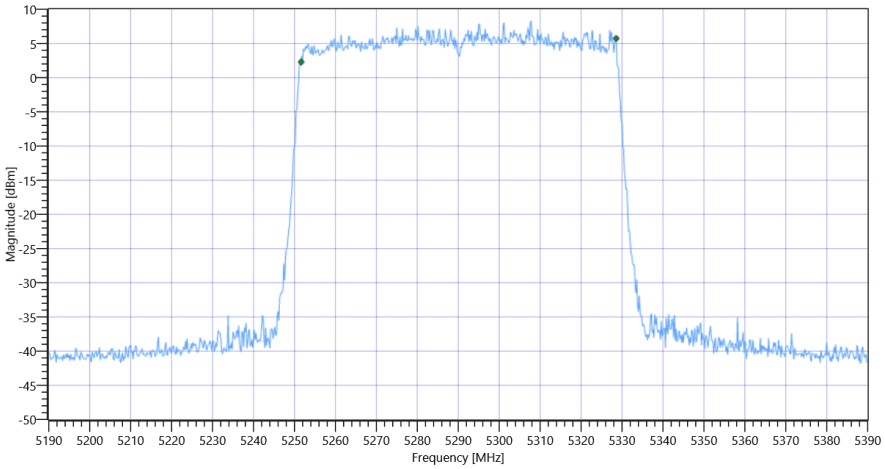

FCC 15.407, ISED RSS247 # Bandwidths 99PCT and 26dB ~ WLAN5Gx ax-HE80 U-NII-2A 99PCT

Plot: Bandwidth within Band

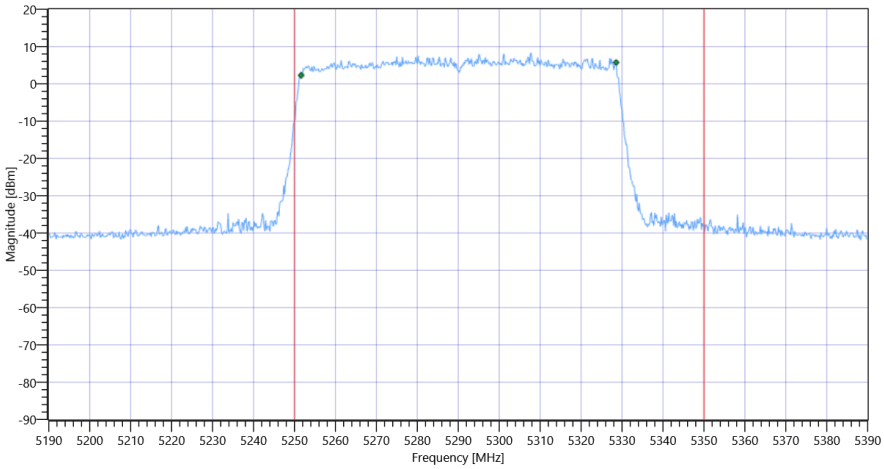

FCC 15.407, ISED RSS247 # Bandwidths 99PCT and 26dB ~ WLAN5Gx ax-HE80 U-NII-2A

RESULT					
Test Description	Lower Limit	Upper Limit	Measured	Unit	Verdict
Bandwidth 20dB	---	---	81.8	MHz	INFO
T1 26dB	5250.000000	---	5249.4000	MHz	PASS since U-NII-1 is supported
T2 26dB	---	5350.000000	5331.2000	MHz	PASS

Plot: Bandwidth only

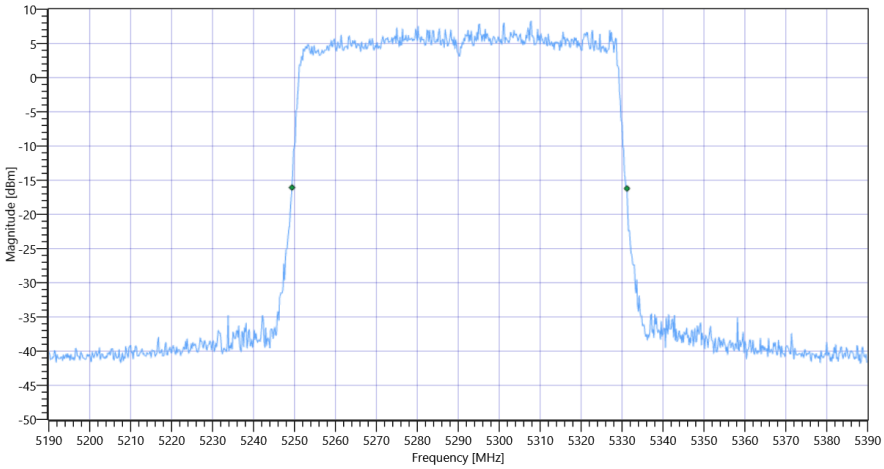

FCC 15.407, ISED RSS247 # Bandwidths 99PCT and 26dB ~ WLAN5Gx ax-HE80 U-NII-2A 26dB

Plot: Bandwidth within Band

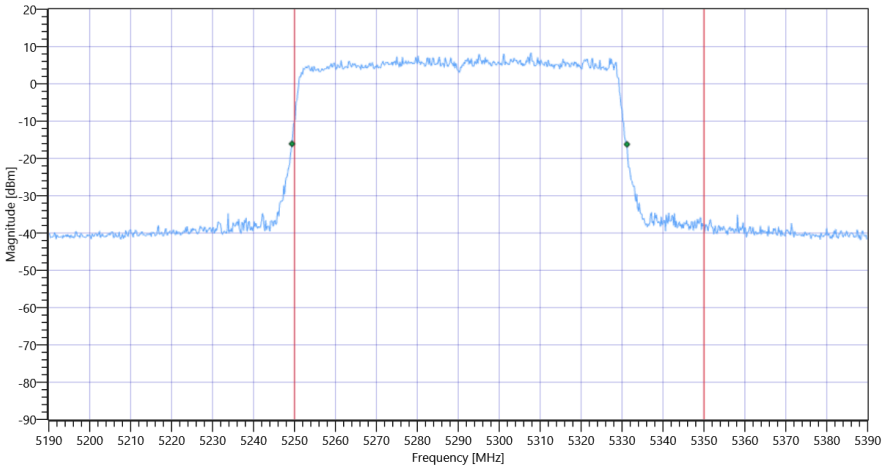

FCC 15.407, ISED RSS247 # Bandwidths 99PCT and 26dB ~ WLAN5Gx ax-HE80 U-NII-2A

General verdict	PASS

FCC 15.407, ISED RSS247 # Bandwidths 99PCT and 26dB ~ WLAN5Gx ax-HE80 U-NII-2A

Test References	
TC Start	19.07.2022 11:42:03
Ambit Temp [°C] | Humidity [rel%]	26.4 | 38
System Version	3.2.0.2
Test Specification	FCC 15.407, ISED RSS247 -
Test Method	26dB Bandwidth KDB789033 D02, C.1 / ISED RSS-GEN
TC Version	0.0.1
My Description	FCC 15.407 Bandwidths - WLAN5Gx ax-HE80 U-NII-2A
Add. Information	

EUT Common Settings WLAN5Gx	
Number of Antenna Ports	2
User Interaction	No
Device Class UNII_1	Client

Test Parameter	
Technology to test	WLAN5Gx ax-HE80
Antenna Port used	2
Temperature	nom
Voltage	nom
Frequency low to test	False | Freq [MHz] 0
Frequency mid to test	True | Freq [MHz] 5290
Frequency high to test	False | Freq [MHz] 0
Auto Control enabled Power Supply | Climatic Box	No | No
Additional Path Loss [dB]	1.4
Switched Path	EUT - SignalingUnit - SpectrumAnalyzer

Test Equipment
Signal analyzer,Rohde&Schwarz,FSV-40,1307.9002K40/101042,3.70
Switch matrix,CTCadvanced,SPM-4 NI DAQ,28016133,NI

Test at TX 5290 MHz

RESULT: Reference Power cond.					
Test Description	Lower Limit	Upper Limit	Measured	Unit	Verdict
Ref. Power 1MHz/1MHz cond.	---	---	7.84	dBm	INFO
Ref. Frequency	---	---	5299.790	MHz	INFO

READ SA SETTINGS:	
RefLevel [dBm] | RefLevelOffset [dB] | InpAtt [dB]	15.84 | 18.57 | 15
Start [MHz] | Stop [MHz]	5190.000 | 5390.000
RBW [MHz] | VBW [MHz]	1.000000 | 5.000000
Detector | TraceMode	POS | MAXH
Sweep: Time [ms] | Count | Points per Section | Type	1 | 2500 | 1001 | SWE

RESULT					
Test Description	Lower Limit	Upper Limit	Measured	Unit	Verdict
Bandwidth 99%	---	---	77.123	MHz	INFO
T1 99%	5250.000000	---	5251.6384	MHz	PASS since U-NII-1 is supported
T2 99%	---	5350.000000	5328.7612	MHz	PASS

Plot: Bandwidth only

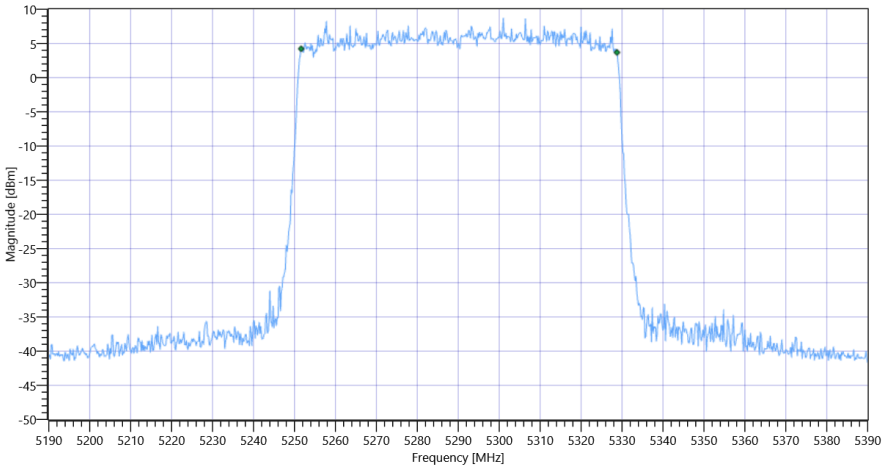

FCC 15.407, ISED RSS247 # Bandwidths 99PCT and 26dB ~ WLAN5Gx ax-HE80 U-NII-2A 99PCT

Plot: Bandwidth within Band

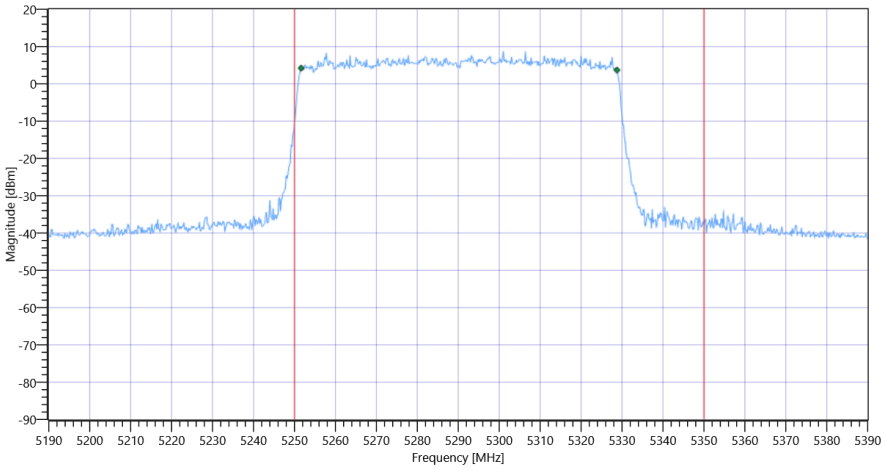

FCC 15.407, ISED RSS247 # Bandwidths 99PCT and 26dB ~ WLAN5Gx ax-HE80 U-NII-2A

RESULT					
Test Description	Lower Limit	Upper Limit	Measured	Unit	Verdict
Bandwidth 20dB	---	---	81.6	MHz	INFO
T1 26dB	5250.000000	---	5249.2000	MHz	PASS since U-NII-1 is supported
T2 26dB	---	5350.000000	5330.8000	MHz	PASS

Plot: Bandwidth only

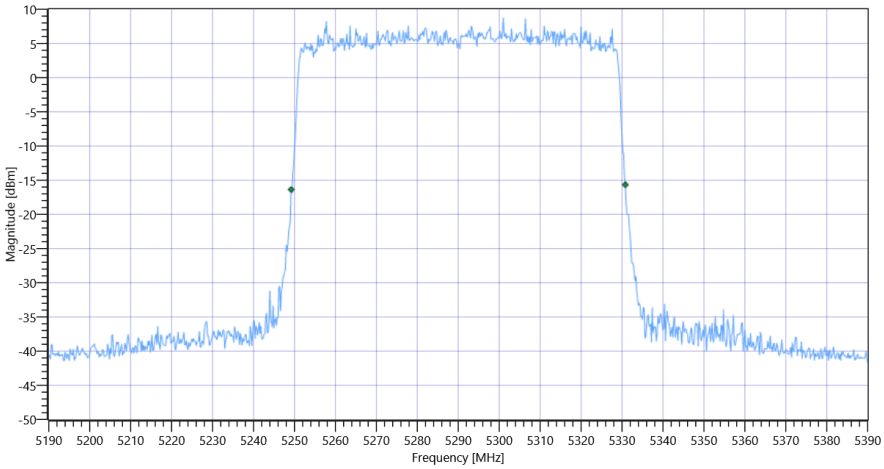

FCC 15.407, ISED RSS247 # Bandwidths 99PCT and 26dB ~ WLAN5Gx ax-HE80 U-NII-2A 26dB

Plot: Bandwidth within Band

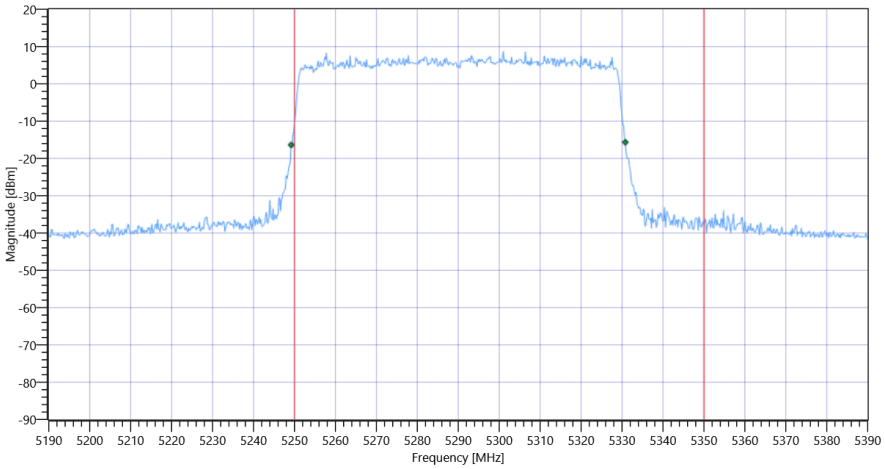

FCC 15.407, ISED RSS247 # Bandwidths 99PCT and 26dB ~ WLAN5Gx ax-HE80 U-NII-2A

General verdict	PASS

FCC 15.407, ISED RSS247 # Bandwidths 99PCT and 26dB ~ WLAN5Gx ax-HE80 U-NII-2C

Test References	
TC Start	19.07.2022 11:49:36
Ambit Temp [°C] | Humidity [rel%]	26.4 | 38
System Version	3.2.0.2
Test Specification	FCC 15.407, ISED RSS247 -
Test Method	26dB Bandwidth KDB789033 D02, C.1 / ISED RSS-GEN
TC Version	0.0.1
My Description	FCC 15.407 Bandwidths - WLAN5Gx ax-HE80 U-NII-2C
Add. Information	

EUT Common Settings WLAN5Gx	
Number of Antenna Ports	2
User Interaction	No
Device Class UNII_1	Client

Test Parameter	
Technology to test	WLAN5Gx ax-HE80
Antenna Port used	1
Temperature	nom
Voltage	nom
Frequency low to test	True | Freq [MHz] 5530
Frequency mid to test	False | Freq [MHz] 5610
Frequency high to test	False | Freq [MHz] 5690
Auto Control enabled Power Supply | Climatic Box	No | No
Additional Path Loss [dB]	1.4
Switched Path	EUT - SignalingUnit - SpectrumAnalyzer

Test Equipment
Signal analyzer,Rohde&Schwarz,FSV-40,1307.9002K40/101042,3.70
Switch matrix,CTCadvanced,SPM-4 NI DAQ,28016133,NI

Test at TX 5530 MHz

RESULT: Reference Power cond.					
Test Description	Lower Limit	Upper Limit	Measured	Unit	Verdict
Ref. Power 1MHz/1MHz cond.	---	---	6.60	dBm	INFO
Ref. Frequency	---	---	5526.400	MHz	INFO

READ SA SETTINGS:	
RefLevel [dBm] | RefLevelOffset [dB] | InpAtt [dB]	14.60 | 18.67 | 15
Start [MHz] | Stop [MHz]	5430.000 | 5630.000
RBW [MHz] | VBW [MHz]	1.000000 | 5.000000
Detector | TraceMode	POS | MAXH
Sweep: Time [ms] | Count | Points per Section | Type	1 | 2500 | 1001 | SWE

RESULT					
Test Description	Lower Limit	Upper Limit	Measured	Unit	Verdict
Bandwidth 99%	---	---	77.123	MHz	INFO
T1 99%	5470.000000	---	5491.6384	MHz	PASS since U-NII-3 is supported
T2 99%	---	5725.000000	5568.7612	MHz	

Plot: Bandwidth only

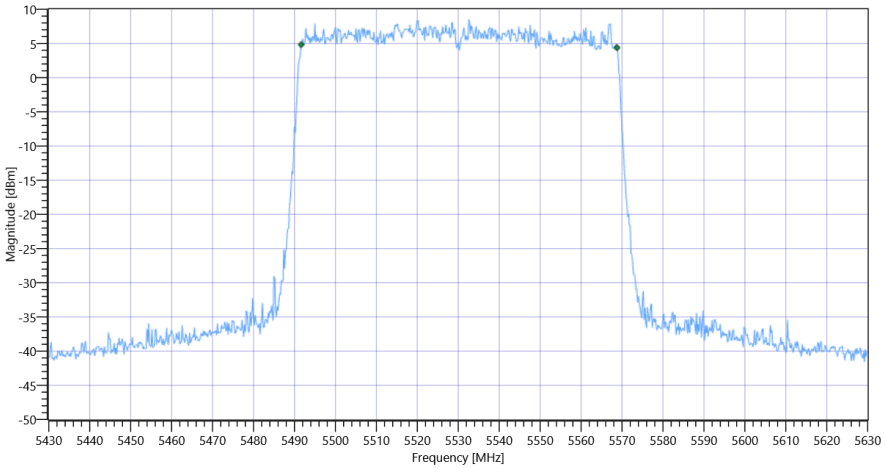

FCC 15.407, ISED RSS247 # Bandwidths 99PCT and 26dB ~ WLAN5Gx ax-HE80 U-NII-2C 99PCT

Plot: Bandwidth within Band

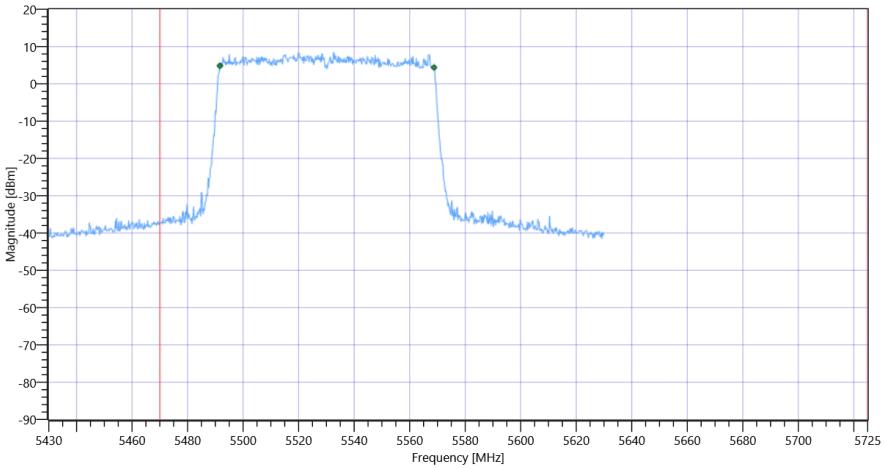

FCC 15.407, ISED RSS247 # Bandwidths 99PCT and 26dB ~ WLAN5Gx ax-HE80 U-NII-2C

RESULT					
Test Description	Lower Limit	Upper Limit	Measured	Unit	Verdict
Bandwidth 20dB	---	---	81.8	MHz	INFO
T1 26dB	5470.000000	---	5489.2000	MHz	PASS since U-NII-3 is supported
T2 26dB	---	5725.000000	5571.0000	MHz	

Plot: Bandwidth only

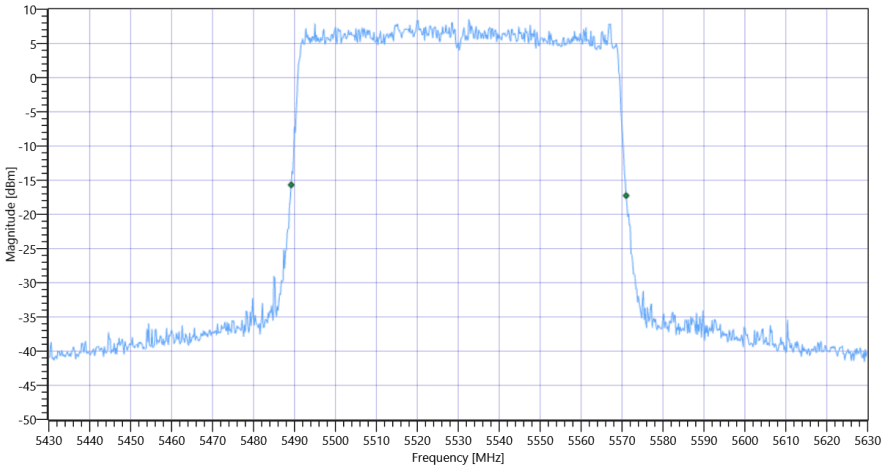

FCC 15.407, ISED RSS247 # Bandwidths 99PCT and 26dB ~ WLAN5Gx ax-HE80 U-NII-2C 26dB

Plot: Bandwidth within Band

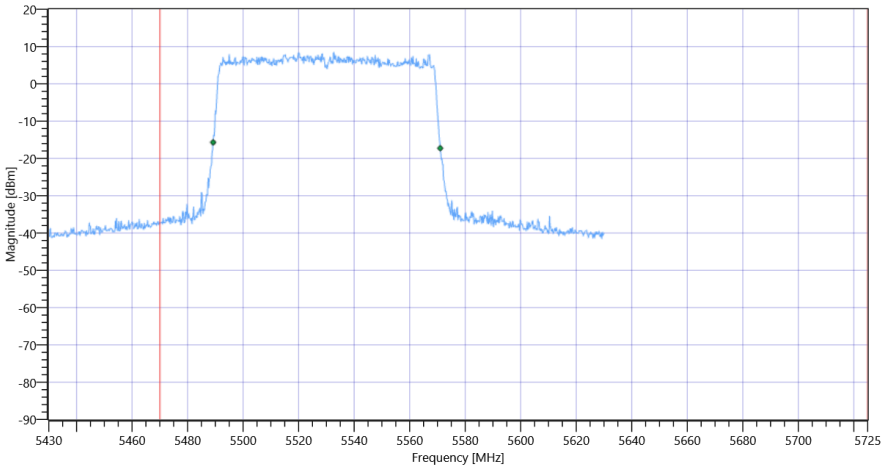

FCC 15.407, ISED RSS247 # Bandwidths 99PCT and 26dB ~ WLAN5Gx ax-HE80 U-NII-2C

General verdict	PASS

FCC 15.407, ISED RSS247 # Bandwidths 99PCT and 26dB ~ WLAN5Gx ax-HE80 U-NII-2C

Test References	
TC Start	19.07.2022 11:57:38
Ambit Temp [°C] | Humidity [rel%]	26.4 | 38
System Version	3.2.0.2
Test Specification	FCC 15.407, ISED RSS247 -
Test Method	26dB Bandwidth KDB789033 D02, C.1 / ISED RSS-GEN
TC Version	0.0.1
My Description	FCC 15.407 Bandwidths - WLAN5Gx ax-HE80 U-NII-2C
Add. Information	

EUT Common Settings WLAN5Gx	
Number of Antenna Ports	2
User Interaction	No
Device Class UNII_1	Client

Test Parameter	
Technology to test	WLAN5Gx ax-HE80
Antenna Port used	2
Temperature	nom
Voltage	nom
Frequency low to test	True | Freq [MHz] 5530
Frequency mid to test	False | Freq [MHz] 5610
Frequency high to test	False | Freq [MHz] 5690
Auto Control enabled Power Supply | Climatic Box	No | No
Additional Path Loss [dB]	1.4
Switched Path	EUT - SignalingUnit - SpectrumAnalyzer

Test Equipment
Signal analyzer,Rohde&Schwarz,FSV-40,1307.9002K40/101042,3.70
Switch matrix,CTCadvanced,SPM-4 NI DAQ,28016133,NI

Test at TX 5530 MHz

RESULT: Reference Power cond.					
Test Description	Lower Limit	Upper Limit	Measured	Unit	Verdict
Ref. Power 1MHz/1MHz cond.	---	---	8.04	dBm	INFO
Ref. Frequency	---	---	5505.620	MHz	INFO

READ SA SETTINGS:	
RefLevel [dBm] | RefLevelOffset [dB] | InpAtt [dB]	16.04 | 18.67 | 15
Start [MHz] | Stop [MHz]	5430.000 | 5630.000
RBW [MHz] | VBW [MHz]	1.000000 | 5.000000
Detector | TraceMode	POS | MAXH
Sweep: Time [ms] | Count | Points per Section | Type	1 | 2500 | 1001 | SWE

RESULT					
Test Description	Lower Limit	Upper Limit	Measured	Unit	Verdict
Bandwidth 99%	---	---	77.123	MHz	INFO
T1 99%	5470.000000	---	5491.4386	MHz	PASS since U-NII-3 is supported
T2 99%	---	5725.000000	5568.5614	MHz	

Plot: Bandwidth only

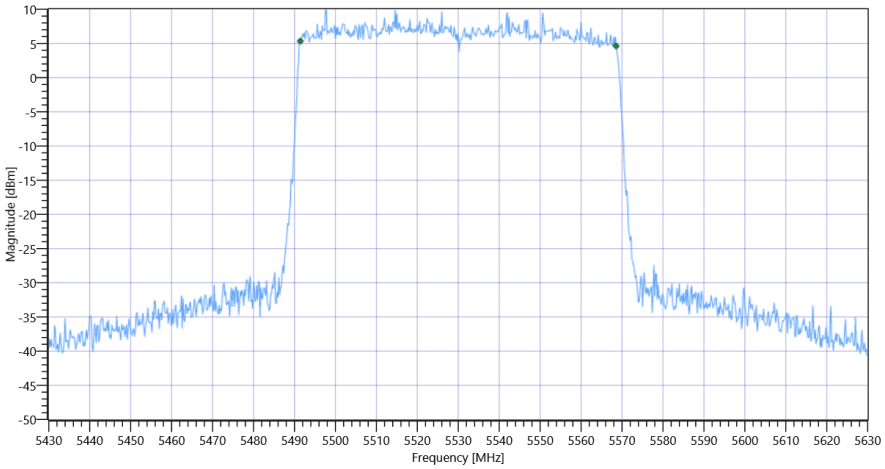

FCC 15.407, ISED RSS247 # Bandwidths 99PCT and 26dB ~ WLAN5Gx ax-HE80 U-NII-2C 99PCT

Plot: Bandwidth within Band

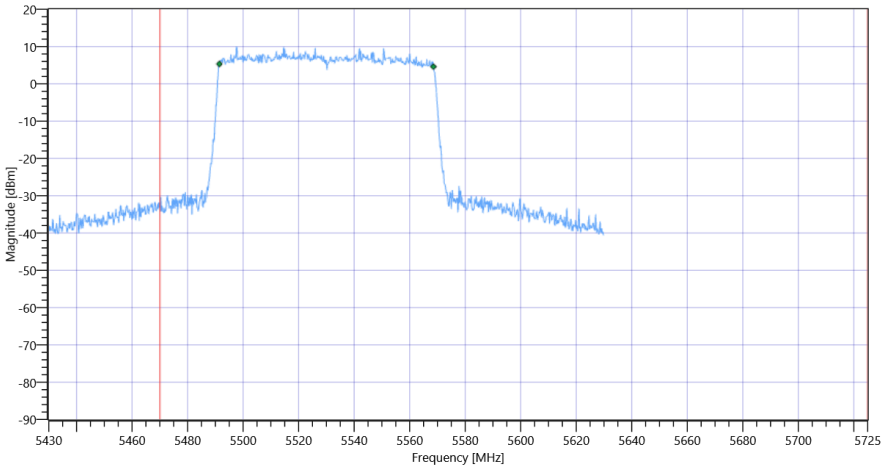

FCC 15.407, ISED RSS247 # Bandwidths 99PCT and 26dB ~ WLAN5Gx ax-HE80 U-NII-2C

RESULT					
Test Description	Lower Limit	Upper Limit	Measured	Unit	Verdict
Bandwidth 20dB	---	---	81.6	MHz	INFO
T1 26dB	5470.000000	---	5489.2000	MHz	PASS since U-NII-3 is supported
T2 26dB	---	5725.000000	5570.8000	MHz	

Plot: Bandwidth only

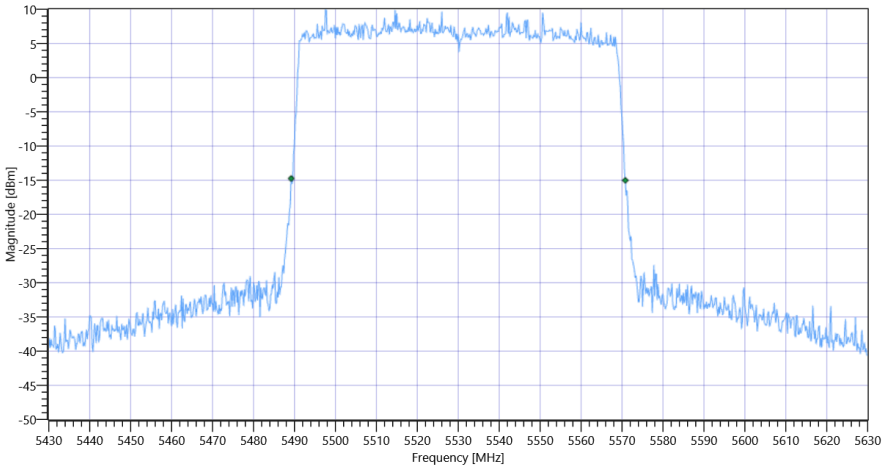

FCC 15.407, ISED RSS247 # Bandwidths 99PCT and 26dB ~ WLAN5Gx ax-HE80 U-NII-2C 26dB

Plot: Bandwidth within Band

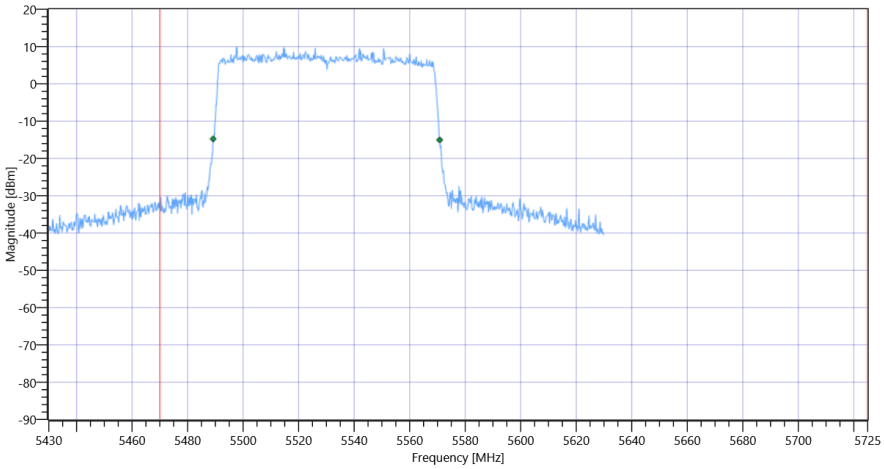

FCC 15.407, ISED RSS247 # Bandwidths 99PCT and 26dB ~ WLAN5Gx ax-HE80 U-NII-2C

General verdict	PASS

FCC 15.407, ISED RSS247 # Bandwidths 99PCT and 26dB ~ WLAN5Gx ax-HE80 U-NII-2C

Test References	
TC Start	19.07.2022 12:31:18
Ambit Temp [°C] | Humidity [rel%]	26.4 | 37
System Version	3.2.0.2
Test Specification	FCC 15.407, ISED RSS247 -
Test Method	26dB Bandwidth KDB789033 D02, C.1 / ISED RSS-GEN
TC Version	0.0.1
My Description	FCC 15.407 Bandwidths - WLAN5Gx ax-HE80 U-NII-2C
Add. Information	

EUT Common Settings WLAN5Gx	
Number of Antenna Ports	2
User Interaction	No
Device Class UNII_1	Client

Test Parameter	
Technology to test	WLAN5Gx ax-HE80
Antenna Port used	1
Temperature	nom
Voltage	nom
Frequency low to test	False | Freq [MHz] 5530
Frequency mid to test	True | Freq [MHz] 5610
Frequency high to test	False | Freq [MHz] 5690
Auto Control enabled Power Supply | Climatic Box	No | No
Additional Path Loss [dB]	1.4
Switched Path	EUT - SignalingUnit - SpectrumAnalyzer

Test Equipment
Signal analyzer,Rohde&Schwarz,FSV-40,1307.9002K40/101042,3.70
Switch matrix,CTCadvanced,SPM-4 NI DAQ,28016133,NI

Test at TX 5610 MHz

RESULT: Reference Power cond.					
Test Description	Lower Limit	Upper Limit	Measured	Unit	Verdict
Ref. Power 1MHz/1MHz cond.	---	---	6.61	dBm	INFO
Ref. Frequency	---	---	5623.590	MHz	INFO

READ SA SETTINGS:	
RefLevel [dBm] | RefLevelOffset [dB] | InpAtt [dB]	14.61 | 19.05 | 15
Start [MHz] | Stop [MHz]	5510.000 | 5710.000
RBW [MHz] | VBW [MHz]	1.000000 | 5.000000
Detector | TraceMode	POS | MAXH
Sweep: Time [ms] | Count | Points per Section | Type	1 | 2500 | 1001 | SWE

RESULT					
Test Description	Lower Limit	Upper Limit	Measured	Unit	Verdict
Bandwidth 99%	---	---	77.123	MHz	INFO
T1 99%	5470.000000	---	5571.4386	MHz	PASS since U-NII-3 is supported
T2 99%	---	5725.000000	5648.5614	MHz	

Plot: Bandwidth only

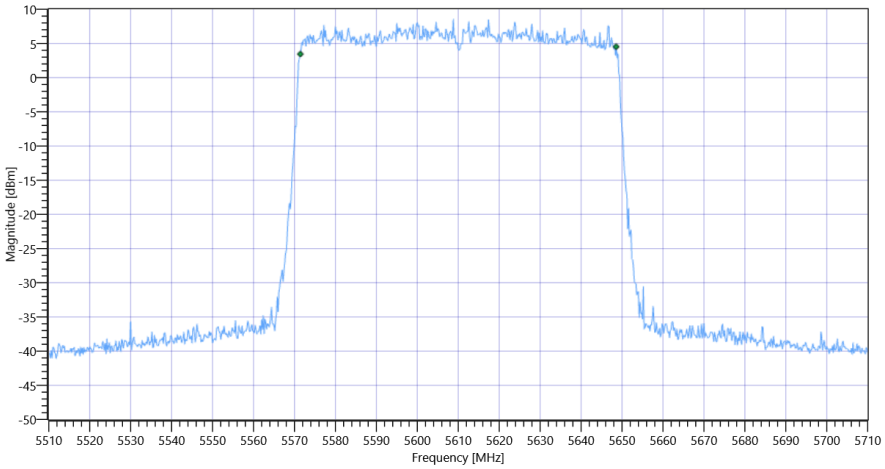

FCC 15.407, ISED RSS247 # Bandwidths 99PCT and 26dB ~ WLAN5Gx ax-HE80 U-NII-2C 99PCT

Plot: Bandwidth within Band

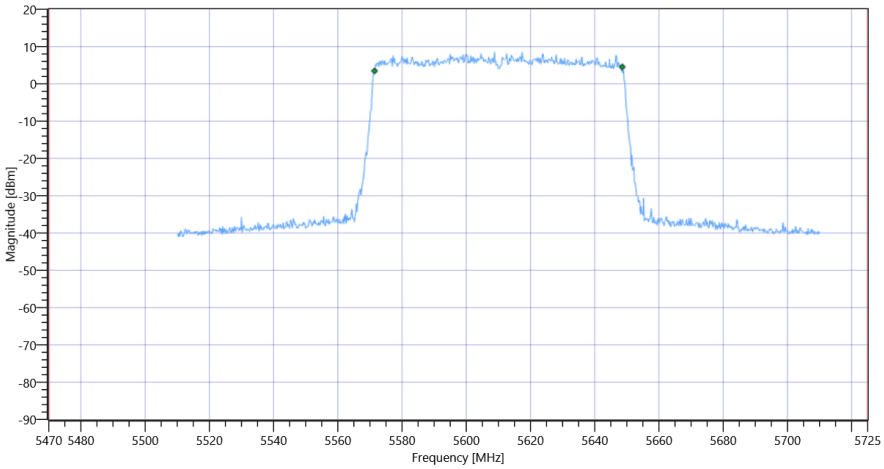

FCC 15.407, ISED RSS247 # Bandwidths 99PCT and 26dB ~ WLAN5Gx ax-HE80 U-NII-2C

RESULT					
Test Description	Lower Limit	Upper Limit	Measured	Unit	Verdict
Bandwidth 20dB	---	---	81.8	MHz	INFO
T1 26dB	5470.000000	---	5569.4000	MHz	PASS since U-NII-3 is supported
T2 26dB	---	5725.000000	5651.2000	MHz	

Plot: Bandwidth only

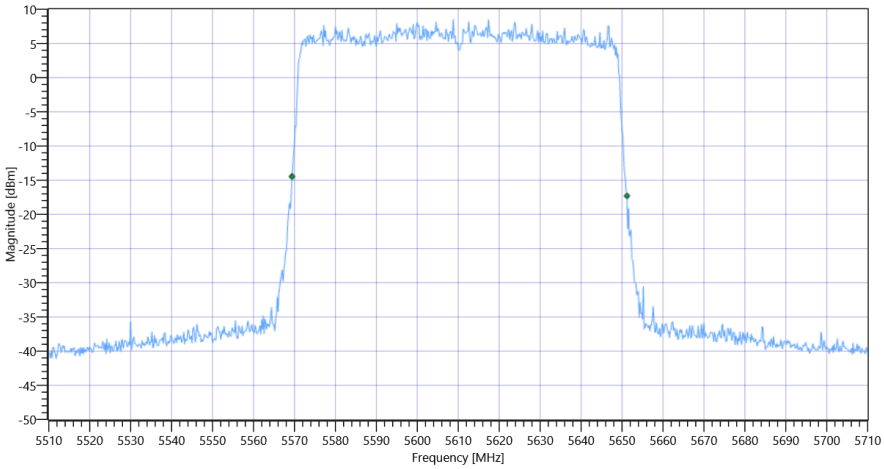

FCC 15.407, ISED RSS247 # Bandwidths 99PCT and 26dB ~ WLAN5Gx ax-HE80 U-NII-2C 26dB

Plot: Bandwidth within Band

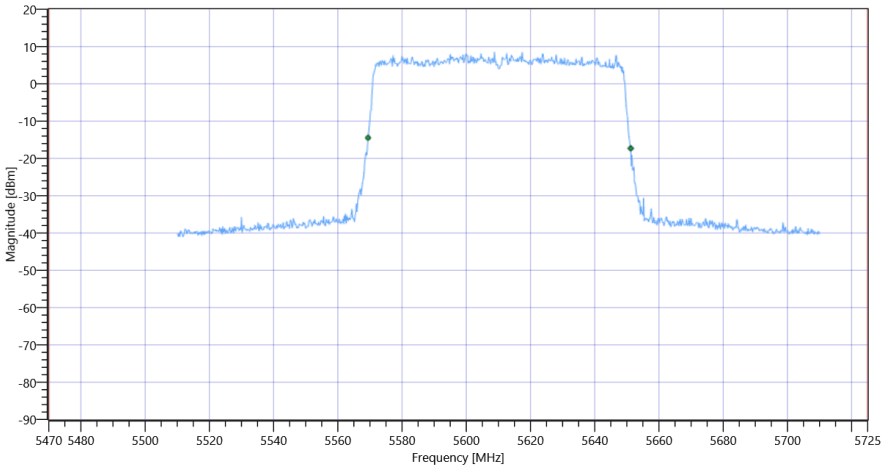

FCC 15.407, ISED RSS247 # Bandwidths 99PCT and 26dB ~ WLAN5Gx ax-HE80 U-NII-2C

General verdict	PASS

FCC 15.407, ISED RSS247 # Bandwidths 99PCT and 26dB ~ WLAN5Gx ax-HE80 U-NII-2C

Test References	
TC Start	19.07.2022 12:38:19
Ambit Temp [°C] | Humidity [rel%]	26.5 | 37
System Version	3.2.0.2
Test Specification	FCC 15.407, ISED RSS247 -
Test Method	26dB Bandwidth KDB789033 D02, C.1 / ISED RSS-GEN
TC Version	0.0.1
My Description	FCC 15.407 Bandwidths - WLAN5Gx ax-HE80 U-NII-2C
Add. Information	

EUT Common Settings WLAN5Gx	
Number of Antenna Ports	2
User Interaction	No
Device Class UNII_1	Client

Test Parameter	
Technology to test	WLAN5Gx ax-HE80
Antenna Port used	2
Temperature	nom
Voltage	nom
Frequency low to test	False | Freq [MHz] 5530
Frequency mid to test	True | Freq [MHz] 5610
Frequency high to test	False | Freq [MHz] 5690
Auto Control enabled Power Supply | Climatic Box	No | No
Additional Path Loss [dB]	1.4
Switched Path	EUT - SignalingUnit - SpectrumAnalyzer

Test Equipment
Signal analyzer,Rohde&Schwarz,FSV-40,1307.9002K40/101042,3.70
Switch matrix,CTCadvanced,SPM-4 NI DAQ,28016133,NI

Test at TX 5610 MHz

RESULT: Reference Power cond.					
Test Description	Lower Limit	Upper Limit	Measured	Unit	Verdict
Ref. Power 1MHz/1MHz cond.	---	---	7.34	dBm	INFO
Ref. Frequency	---	---	5598.210	MHz	INFO

READ SA SETTINGS:	
RefLevel [dBm] | RefLevelOffset [dB] | InpAtt [dB]	15.34 | 19.05 | 15
Start [MHz] | Stop [MHz]	5510.000 | 5710.000
RBW [MHz] | VBW [MHz]	1.000000 | 5.000000
Detector | TraceMode	POS | MAXH
Sweep: Time [ms] | Count | Points per Section | Type	1 | 2500 | 1001 | SWE

RESULT					
Test Description	Lower Limit	Upper Limit	Measured	Unit	Verdict
Bandwidth 99%	---	---	77.123	MHz	INFO
T1 99%	5470.000000	---	5571.4386	MHz	PASS since U-NII-3 is supported
T2 99%	---	5725.000000	5648.5614	MHz	

Plot: Bandwidth only

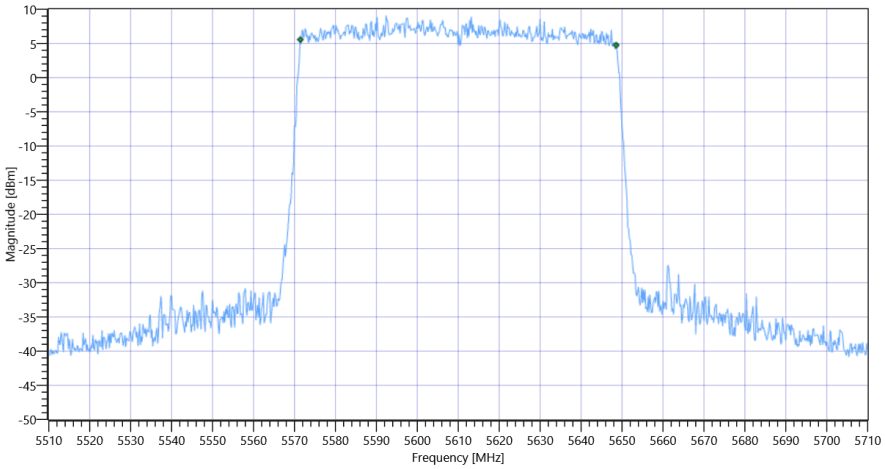

FCC 15.407, ISED RSS247 # Bandwidths 99PCT and 26dB ~ WLAN5Gx ax-HE80 U-NII-2C 99PCT

Plot: Bandwidth within Band

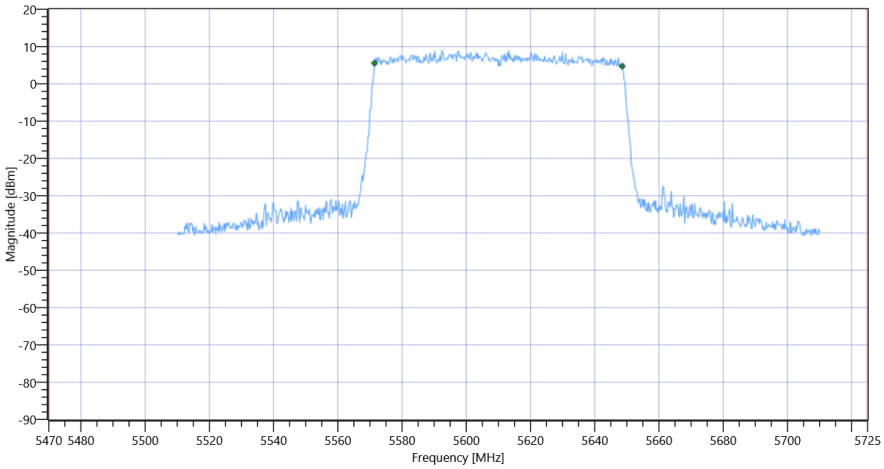

FCC 15.407, ISED RSS247 # Bandwidths 99PCT and 26dB ~ WLAN5Gx ax-HE80 U-NII-2C

RESULT					
Test Description	Lower Limit	Upper Limit	Measured	Unit	Verdict
Bandwidth 20dB	---	---	81.6	MHz	INFO
T1 26dB	5470.000000	---	5569.4000	MHz	PASS since U-NII-3 is supported
T2 26dB	---	5725.000000	5651.0000	MHz	

Plot: Bandwidth only

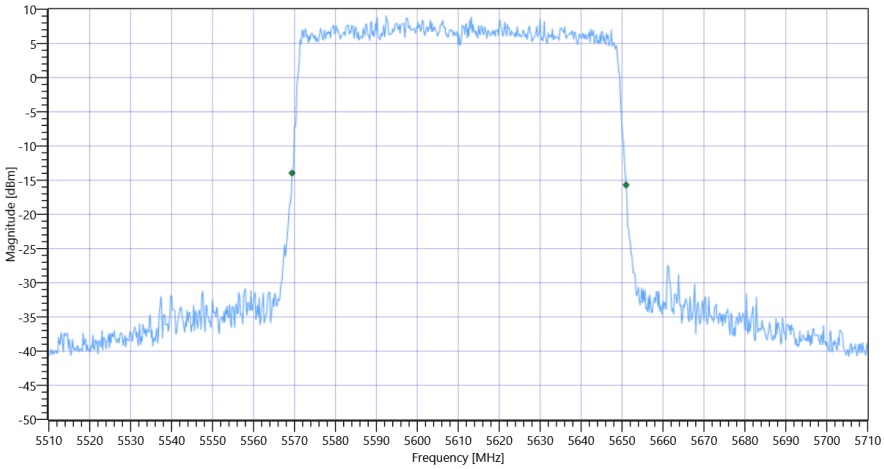

FCC 15.407, ISED RSS247 # Bandwidths 99PCT and 26dB ~ WLAN5Gx ax-HE80 U-NII-2C 26dB

Plot: Bandwidth within Band

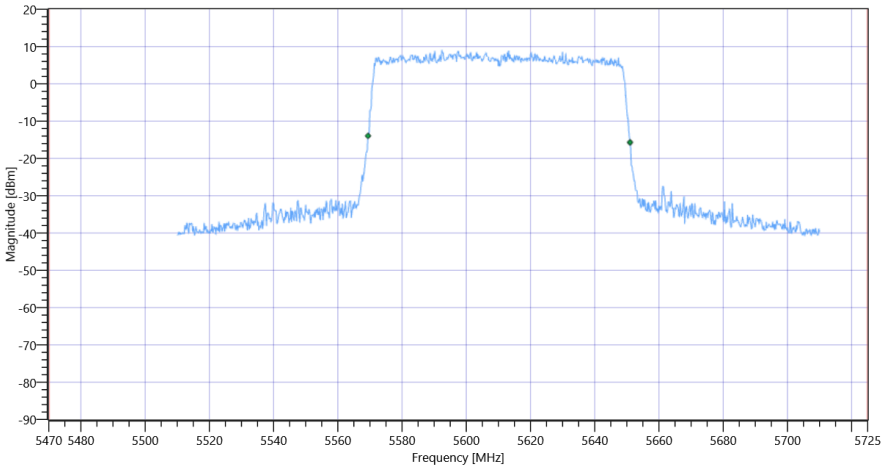

FCC 15.407, ISED RSS247 # Bandwidths 99PCT and 26dB ~ WLAN5Gx ax-HE80 U-NII-2C

General verdict	PASS

FCC 15.407, ISED RSS247 # Bandwidths 99PCT and 26dB ~ WLAN5Gx ax-HE80 U-NII-3

Test References	
TC Start	19.07.2022 12:50:36
Ambit Temp [°C] | Humidity [rel%]	26.5 | 37
System Version	3.2.0.2
Test Specification	FCC 15.407, ISED RSS247 -
Test Method	26dB Bandwidth KDB789033 D02, C.1 / ISED RSS-GEN
TC Version	0.0.1
My Description	FCC 15.407 Bandwidths - WLAN5Gx ax-HE80 U-NII-3
Add. Information	

EUT Common Settings WLAN5Gx	
Number of Antenna Ports	2
User Interaction	No
Device Class UNII_1	Client

Test Parameter	
Technology to test	WLAN5Gx ax-HE80
Antenna Port used	1
Temperature	nom
Voltage	nom
Frequency low to test	False | Freq [MHz] 0
Frequency mid to test	True | Freq [MHz] 5775
Frequency high to test	False | Freq [MHz] 0
Auto Control enabled Power Supply | Climatic Box	No | No
Additional Path Loss [dB]	1.4
Switched Path	EUT - SignalingUnit - SpectrumAnalyzer

Test Equipment
Signal analyzer,Rohde&Schwarz,FSV-40,1307.9002K40/101042,3.70
Switch matrix,CTCadvanced,SPM-4 NI DAQ,28016133,NI

Test at TX 5775 MHz

RESULT: Reference Power cond.					
Test Description	Lower Limit	Upper Limit	Measured	Unit	Verdict
Ref. Power 1MHz/1MHz cond.	---	---	10.99	dBm	INFO
Ref. Frequency	---	---	5801.170	MHz	INFO

READ SA SETTINGS:	
RefLevel [dBm] | RefLevelOffset [dB] | InpAtt [dB]	18.99 | 18.76 | 20
Start [MHz] | Stop [MHz]	5675.000 | 5875.000
RBW [MHz] | VBW [MHz]	1.000000 | 5.000000
Detector | TraceMode	POS | MAXH
Sweep: Time [ms] | Count | Points per Section | Type	1 | 2500 | 1001 | SWE

RESULT					
Test Description	Lower Limit	Upper Limit	Measured	Unit	Verdict
Bandwidth 99%	---	---	77.522	MHz	INFO
T1 99%	5725.000000	---	5736.4386	MHz	PASS
T2 99%	---	5850.000000	5813.9610	MHz	PASS

Plot: Bandwidth only

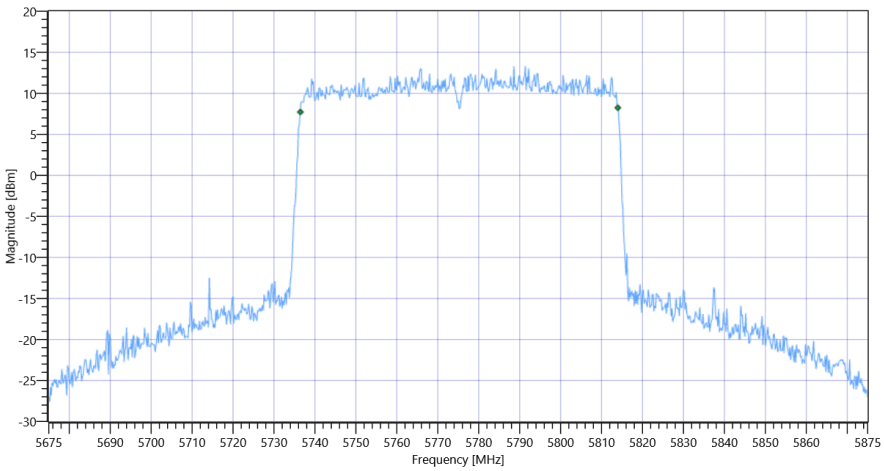

FCC 15.407, ISED RSS247 # Bandwidths 99PCT and 26dB ~ WLAN5Gx ax-HE80 U-NII-3 99PCT

Plot: Bandwidth within Band

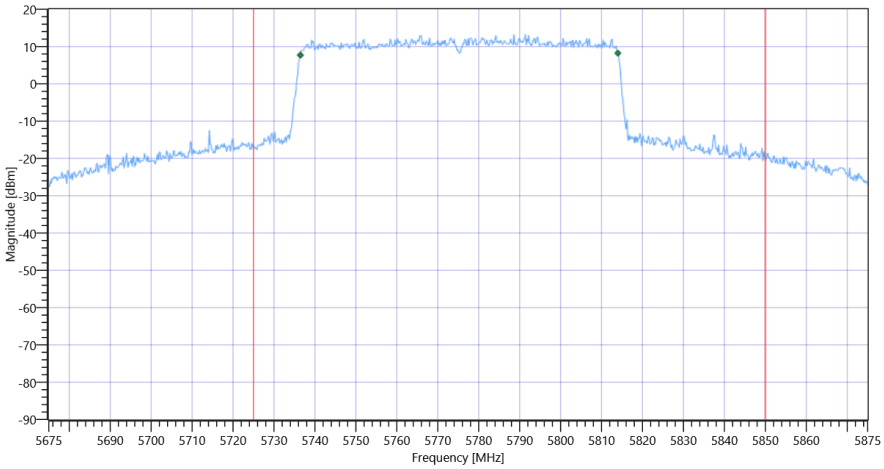

FCC 15.407, ISED RSS247 # Bandwidths 99PCT and 26dB ~ WLAN5Gx ax-HE80 U-NII-3

RESULT					
Test Description	Lower Limit	Upper Limit	Measured	Unit	Verdict
Bandwidth 20dB	---	---	102	MHz	INFO
T1 26dB	5725.000000	---	5714.2000	MHz	DFS required
T2 26dB	---	5850.000000	5816.2000	MHz	PASS

Plot: Bandwidth only

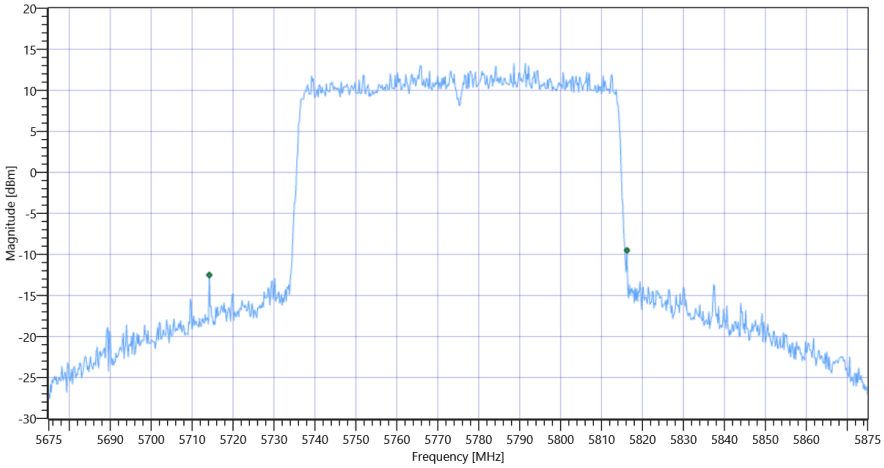

FCC 15.407, ISED RSS247 # Bandwidths 99PCT and 26dB ~ WLAN5Gx ax-HE80 U-NII-3 26dB

Plot: Bandwidth within Band

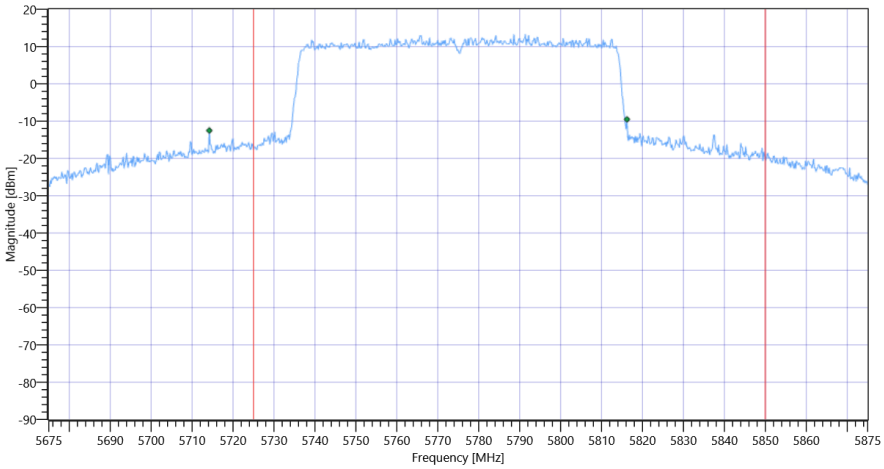

FCC 15.407, ISED RSS247 # Bandwidths 99PCT and 26dB ~ WLAN5Gx ax-HE80 U-NII-3

General verdict	PASS

FCC 15.407, ISED RSS247 # Bandwidths 99PCT and 26dB ~ WLAN5Gx ax-HE80 U-NII-3

Test References	
TC Start	19.07.2022 13:02:42
Ambit Temp [°C] | Humidity [rel%]	26.6 | 37
System Version	3.2.0.2
Test Specification	FCC 15.407, ISED RSS247 -
Test Method	26dB Bandwidth KDB789033 D02, C.1 / ISED RSS-GEN
TC Version	0.0.1
My Description	FCC 15.407 Bandwidths - WLAN5Gx ax-HE80 U-NII-3
Add. Information	

EUT Common Settings WLAN5Gx	
Number of Antenna Ports	2
User Interaction	No
Device Class UNII_1	Client

Test Parameter	
Technology to test	WLAN5Gx ax-HE80
Antenna Port used	2
Temperature	nom
Voltage	nom
Frequency low to test	False | Freq [MHz] 0
Frequency mid to test	True | Freq [MHz] 5775
Frequency high to test	False | Freq [MHz] 0
Auto Control enabled Power Supply | Climatic Box	No | No
Additional Path Loss [dB]	1.4
Switched Path	EUT - SignalingUnit - SpectrumAnalyzer

Test Equipment
Signal analyzer,Rohde&Schwarz,FSV-40,1307.9002K40/101042,3.70
Switch matrix,CTCadvanced,SPM-4 NI DAQ,28016133,NI

Test at TX 5775 MHz

RESULT: Reference Power cond.					
Test Description	Lower Limit	Upper Limit	Measured	Unit	Verdict
Ref. Power 1MHz/1MHz cond.	---	---	10.32	dBm	INFO
Ref. Frequency	---	---	5763.410	MHz	INFO

READ SA SETTINGS:	
RefLevel [dBm] | RefLevelOffset [dB] | InpAtt [dB]	18.32 | 18.76 | 15
Start [MHz] | Stop [MHz]	5675.000 | 5875.000
RBW [MHz] | VBW [MHz]	1.000000 | 5.000000
Detector | TraceMode	POS | MAXH
Sweep: Time [ms] | Count | Points per Section | Type	1 | 2500 | 1001 | SWE

RESULT					
Test Description	Lower Limit	Upper Limit	Measured	Unit	Verdict
Bandwidth 99%	---	---	77.323	MHz	INFO
T1 99%	5725.000000	---	5736.4386	MHz	PASS
T2 99%	---	5850.000000	5813.7612	MHz	PASS

Plot: Bandwidth only

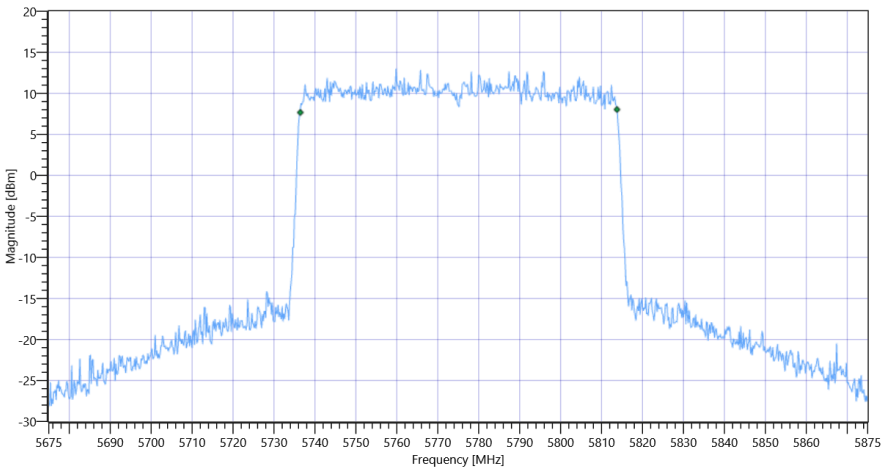

FCC 15.407, ISED RSS247 # Bandwidths 99PCT and 26dB ~ WLAN5Gx ax-HE80 U-NII-3 99PCT

Plot: Bandwidth within Band

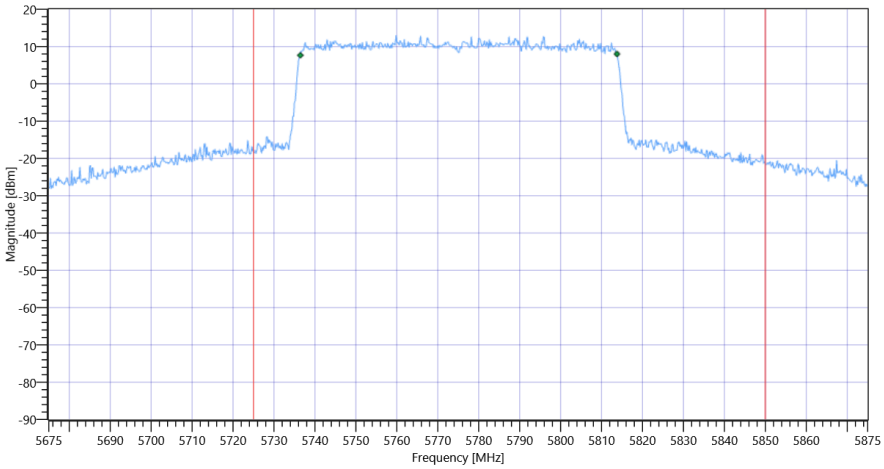

FCC 15.407, ISED RSS247 # Bandwidths 99PCT and 26dB ~ WLAN5Gx ax-HE80 U-NII-3

RESULT					
Test Description	Lower Limit	Upper Limit	Measured	Unit	Verdict
Bandwidth 20dB	---	---	81.8	MHz	INFO
T1 26dB	5725.000000	---	5734.4000	MHz	PASS
T2 26dB	---	5850.000000	5816.2000	MHz	PASS

Plot: Bandwidth only

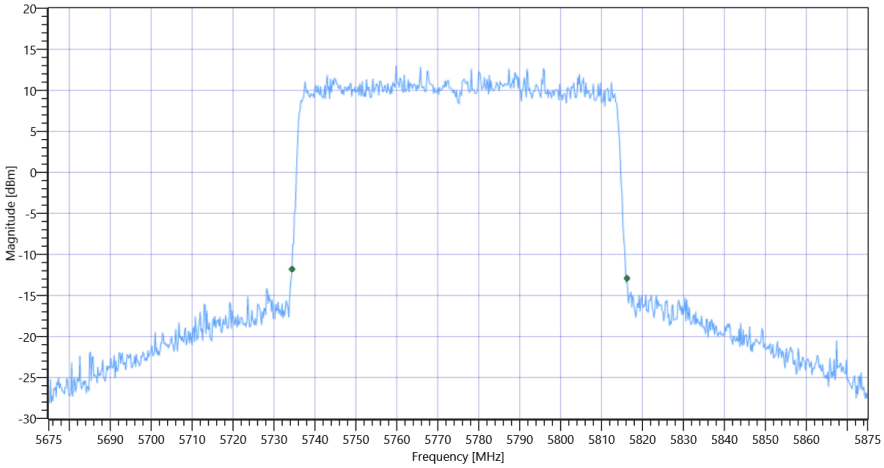

FCC 15.407, ISED RSS247 # Bandwidths 99PCT and 26dB ~ WLAN5Gx ax-HE80 U-NII-3 26dB

Plot: Bandwidth within Band

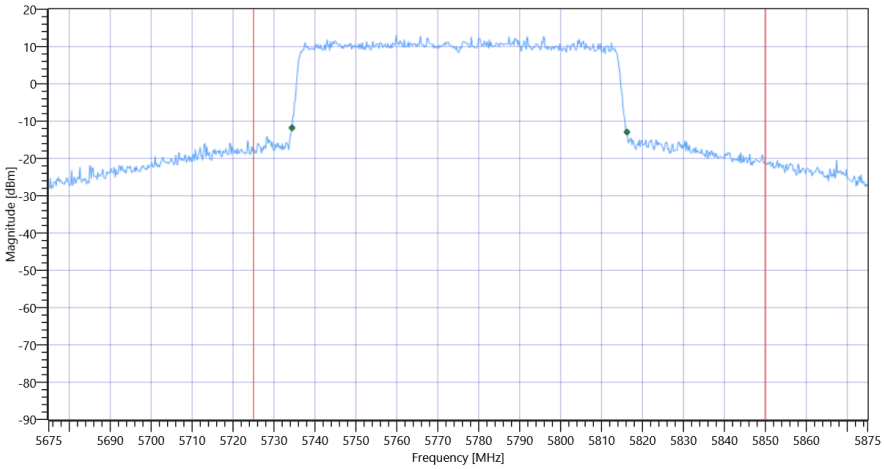

FCC 15.407, ISED RSS247 # Bandwidths 99PCT and 26dB ~ WLAN5Gx ax-HE80 U-NII-3

General verdict	PASS

FCC 15.247 # Max output power and psd ~ WLAN5Gx ax-HE80 U-NII-1

Test References	
TC Start	19.07.2022 11:11:59
Ambit Temp [°C] | Humidity [rel%]	26.3 | 38
System Version	3.2.0.2
Test Specification	FCC 15.247 -
Test Method	KDB789033 D02, F., E.2.e.
TC Version	0.0.1
My Description	FCC 15.407 Max Output Power & PSD - WLAN5Gx ax-HE80 U-NII-1
Add. Information	

EUT Common Settings WLAN5Gx	
Number of Antenna Ports	2
User Interaction	No
Device Class UNII_1	Client

Test Parameter	
Technology to test	WLAN5Gx ax-HE80
Antenna Port used	1
Temperature	nom
Voltage	nom
Frequency low to test	False | Freq [MHz] 0
Frequency mid to test	True | Freq [MHz] 5210
Frequency high to test	False | Freq [MHz] 0
Auto Control enabled Power Supply | Climatic Box	No | No
Additional Path Loss [dB]	1.4
Switched Path	EUT - SignalingUnit - SpectrumAnalyzer

Test Equipment
Signal analyzer,Rohde&Schwarz,FSV-40,1307.9002K40/101042,3.70
Switch matrix,CTCadvanced,SPM-4 NI DAQ,28016133,NI

Test at TX 5210 MHz

RESULT: Reference Power cond.					
Test Description	Lower Limit	Upper Limit	Measured	Unit	Verdict
Ref. Power 1MHz/1MHz cond.	---	---	4.05	dBm	INFO
Ref. Frequency	---	---	5201.010	MHz	INFO

Evaluation max. Duty Cycle

Duty Cycle evaluation					
Test Description	Lower Limit	Upper Limit	Measured	Unit	Verdict
Result Summary					
Number of detected Bursts:166					
Duty Cycle (Burst Ratio) max	---	---	0.969	---	INFO
Duty Cycle max	---	---	0.137	dB	INFO
Duty Cycle (Burst Ratio) min	---	---	0.727	---	INFO
Duty Cycle min	---	---	1.385	dB	INFO
Max TX Burst Length	---	---	2.375	ms	INFO
Min Gap Length	---	---	0.075	ms	INFO
Max Gap Length	---	---	0.075	ms	INFO

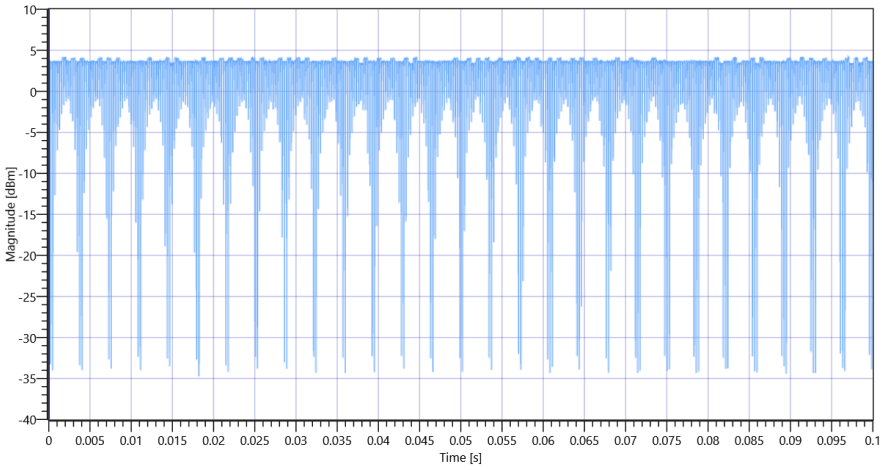

FCC 15.247 # Max output power and psd ~ WLAN5Gx ax-HE80 U-NII-1 5210 MHz - DutyCycle

Evaluation Bandwidth

RESULT					
Test Description	Lower Limit	Upper Limit	Measured	Unit	Verdict
Bandwidth 26dB	---	---	81.76	MHz	INFO
T1 26dB	---	---	5169.2000	MHz	INFO
T2 26dB	---	---	5250.9600	MHz	INFO

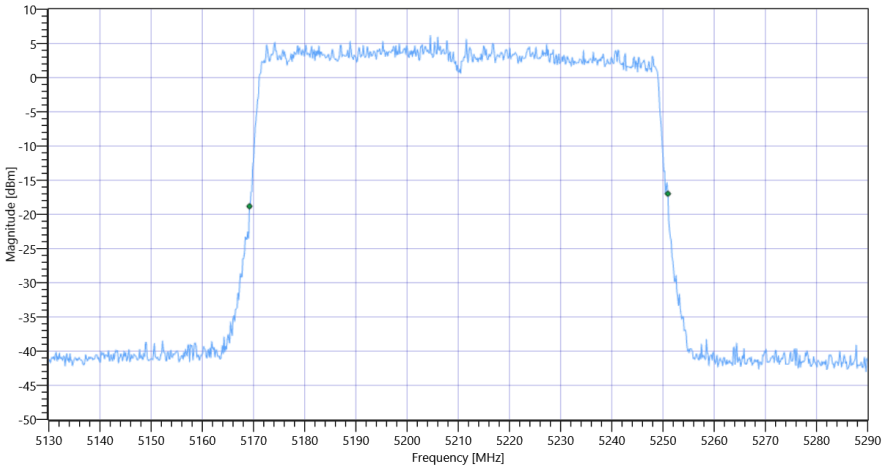

FCC 15.247 # Max output power and psd ~ WLAN5Gx ax-HE80 U-NII-1_BW

Maximum Output Power

READ SA SETTINGS:	
RefLevel [dBm] | RefLevelOffset [dB] | InpAtt [dB]	16.05 | 17.99 | 15
Start [MHz] | Stop [MHz]	5130.000 | 5290.000
RBW [MHz] | VBW [MHz]	1.000000 | 3.000000
Detector | TraceMode	RMS | MAXH
Sweep: Time [ms] | Count | Points per Section | Type	107000 | 1 | 320 | SWE

RESULT					
Test Description	Lower Limit	Upper Limit	Measured	Unit	Verdict
Max Output Power	---	---	11.86	dBm	INFO
Duty Cycle Correction	---	---	1.38	dB	INFO
Limit absolute					
Max Output Power DC corrected	---	24	13.24	dBm	PASS
Limit by: 11 dBm + 10 log Bandwidth					
Max Output Power DC corrected	---	30.13	13.24	dBm	not applicable

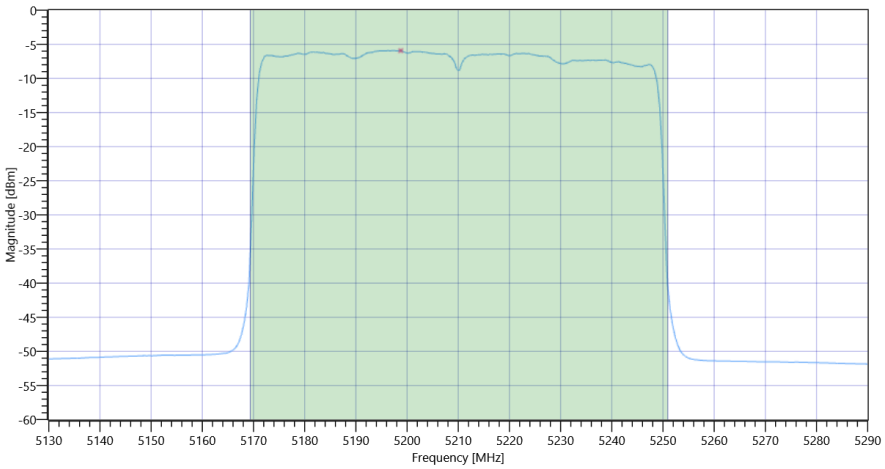

FCC 15.247 # Max output power and psd ~ WLAN5Gx ax-HE80 U-NII-1 Max OP and PSD

Power Spectral Density

RESULT					
Test Description	Lower Limit	Upper Limit	Measured	Unit	Verdict
Power Spectral Density	---	---	-5.92	dBm/1MHz	INFO
Duty Cycle Correction	---	---	1.38	dB	INFO
Power Spectral Density DC corrected	---	11	-4.54	dBm/1MHz	PASS

General verdict	PASS

FCC 15.247 # Max output power and psd ~ WLAN5Gx ax-HE80 U-NII-1

Test References	
TC Start	19.07.2022 11:19:29
Ambit Temp [°C] | Humidity [rel%]	26.3 | 38
System Version	3.2.0.2
Test Specification	FCC 15.247 -
Test Method	KDB789033 D02, F., E.2.e.
TC Version	0.0.1
My Description	FCC 15.407 Max Output Power & PSD - WLAN5Gx ax-HE80 U-NII-1
Add. Information	

EUT Common Settings WLAN5Gx	
Number of Antenna Ports	2
User Interaction	No
Device Class UNII_1	Client

Test Parameter	
Technology to test	WLAN5Gx ax-HE80
Antenna Port used	2
Temperature	nom
Voltage	nom
Frequency low to test	False | Freq [MHz] 0
Frequency mid to test	True | Freq [MHz] 5210
Frequency high to test	False | Freq [MHz] 0
Auto Control enabled Power Supply | Climatic Box	No | No
Additional Path Loss [dB]	1.4
Switched Path	EUT - SignalingUnit - SpectrumAnalyzer

Test Equipment
Signal analyzer,Rohde&Schwarz,FSV-40,1307.9002K40/101042,3.70
Switch matrix,CTCadvanced,SPM-4 NI DAQ,28016133,NI

Test at TX 5210 MHz

RESULT: Reference Power cond.					
Test Description	Lower Limit	Upper Limit	Measured	Unit	Verdict
Ref. Power 1MHz/1MHz cond.	---	---	4.52	dBm	INFO
Ref. Frequency	---	---	5227.180	MHz	INFO

Evaluation max. Duty Cycle

Duty Cycle evaluation					
Test Description	Lower Limit	Upper Limit	Measured	Unit	Verdict
Result Summary					
Number of detected Bursts:156					
Duty Cycle (Burst Ratio) max	---	---	0.969	---	INFO
Duty Cycle max	---	---	0.137	dB	INFO
Duty Cycle (Burst Ratio) min	---	---	0.727	---	INFO
Duty Cycle min	---	---	1.385	dB	INFO
Max TX Burst Length	---	---	2.375	ms	INFO
Min Gap Length	---	---	0.075	ms	INFO
Max Gap Length	---	---	0.075	ms	INFO

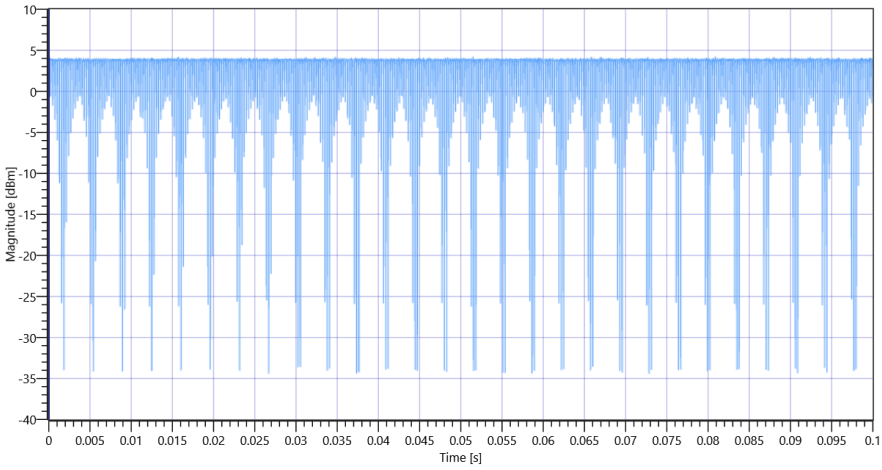

FCC 15.247 # Max output power and psd ~ WLAN5Gx ax-HE80 U-NII-1 5210 MHz - DutyCycle

Evaluation Bandwidth

RESULT					
Test Description	Lower Limit	Upper Limit	Measured	Unit	Verdict
Bandwidth 26dB	---	---	81.92	MHz	INFO
T1 26dB	---	---	5169.2000	MHz	INFO
T2 26dB	---	---	5251.1200	MHz	INFO

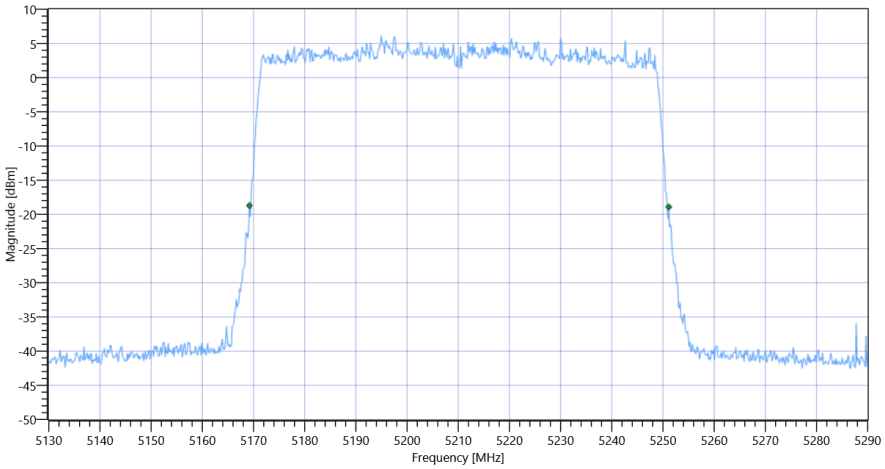

FCC 15.247 # Max output power and psd ~ WLAN5Gx ax-HE80 U-NII-1_BW

Maximum Output Power

READ SA SETTINGS:	
RefLevel [dBm] | RefLevelOffset [dB] | InpAtt [dB]	16.52 | 17.99 | 15
Start [MHz] | Stop [MHz]	5130.000 | 5290.000
RBW [MHz] | VBW [MHz]	1.000000 | 3.000000
Detector | TraceMode	RMS | MAXH
Sweep: Time [ms] | Count | Points per Section | Type	107000 | 1 | 320 | SWE

RESULT					
Test Description	Lower Limit	Upper Limit	Measured	Unit	Verdict
Max Output Power	---	---	11.91	dBm	INFO
Duty Cycle Correction	---	---	1.38	dB	INFO
Limit absolute					
Max Output Power DC corrected	---	24	13.29	dBm	PASS
Limit by: 11 dBm + 10 log Bandwidth					
Max Output Power DC corrected	---	30.13	13.29	dBm	not applicable

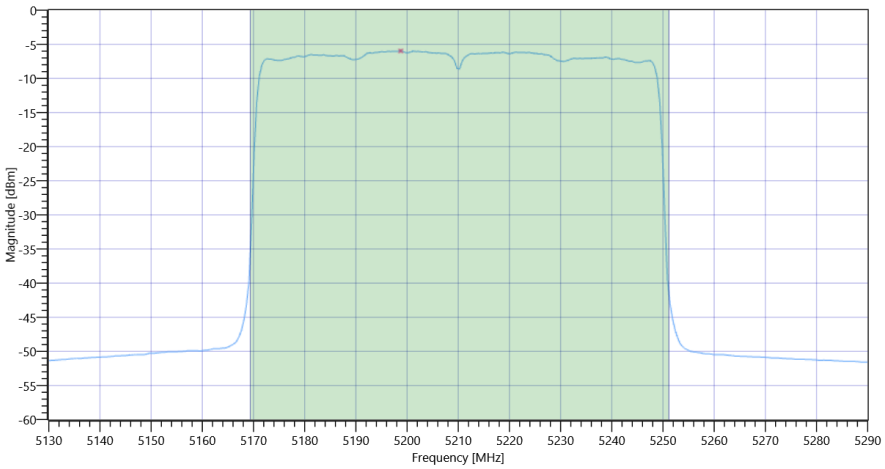

FCC 15.247 # Max output power and psd ~ WLAN5Gx ax-HE80 U-NII-1 Max OP and PSD

Power Spectral Density

RESULT					
Test Description	Lower Limit	Upper Limit	Measured	Unit	Verdict
Power Spectral Density	---	---	-5.96	dBm/1MHz	INFO
Duty Cycle Correction	---	---	1.38	dB	INFO
Power Spectral Density DC corrected	---	11	-4.58	dBm/1MHz	PASS

General verdict	PASS

FCC 15.247 # Max output power and psd ~ WLAN5Gx ax-HE80 U-NII-2A

Test References	
TC Start	19.07.2022 11:28:10
Ambit Temp [°C] | Humidity [rel%]	26.3 | 38
System Version	3.2.0.2
Test Specification	FCC 15.247 -
Test Method	KDB789033 D02, F., E.2.e.
TC Version	0.0.1
My Description	FCC 15.407 Max Output Power & PSD - WLAN5Gx ax-HE80 U-NII-2A
Add. Information	

EUT Common Settings WLAN5Gx	
Number of Antenna Ports	2
User Interaction	No
Device Class UNII_1	Client

Test Parameter	
Technology to test	WLAN5Gx ax-HE80
Antenna Port used	1
Temperature	nom
Voltage	nom
Frequency low to test	False | Freq [MHz] 0
Frequency mid to test	True | Freq [MHz] 5290
Frequency high to test	False | Freq [MHz] 0
Auto Control enabled Power Supply | Climatic Box	No | No
Additional Path Loss [dB]	1.4
Switched Path	EUT - SignalingUnit - SpectrumAnalyzer

Test Equipment
Signal analyzer,Rohde&Schwarz,FSV-40,1307.9002K40/101042,3.70
Switch matrix,CTCadvanced,SPM-4 NI DAQ,28016133,NI

Test at TX 5290 MHz

RESULT: Reference Power cond.					
Test Description	Lower Limit	Upper Limit	Measured	Unit	Verdict
Ref. Power 1MHz/1MHz cond.	---	---	6.16	dBm	INFO
Ref. Frequency	---	---	5309.180	MHz	INFO

Evaluation max. Duty Cycle

Duty Cycle evaluation					
Test Description	Lower Limit	Upper Limit	Measured	Unit	Verdict
Result Summary					
Number of detected Bursts:156					
Duty Cycle (Burst Ratio) max	---	---	0.969	---	INFO
Duty Cycle max	---	---	0.137	dB	INFO
Duty Cycle (Burst Ratio) min	---	---	0.727	---	INFO
Duty Cycle min	---	---	1.385	dB	INFO
Max TX Burst Length	---	---	2.375	ms	INFO
Min Gap Length	---	---	0.075	ms	INFO
Max Gap Length	---	---	0.075	ms	INFO

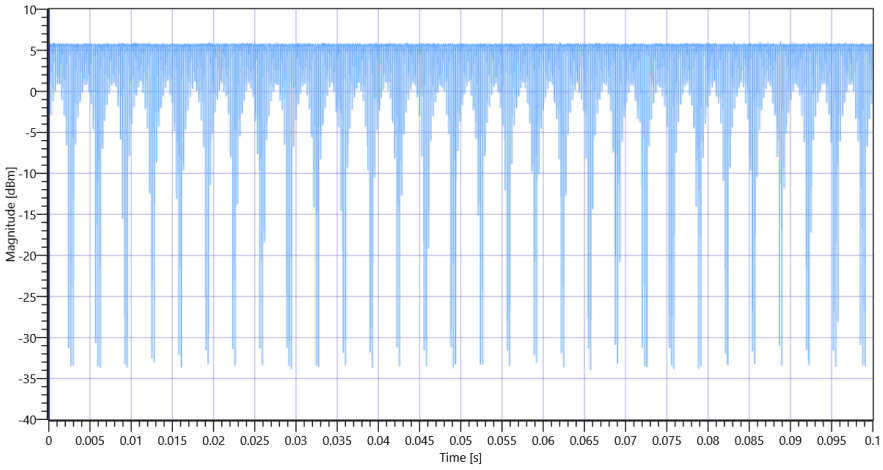

FCC 15.247 # Max output power and psd ~ WLAN5Gx ax-HE80 U-NII-2A 5290 MHz - DutyCycle

Evaluation Bandwidth

RESULT					
Test Description	Lower Limit	Upper Limit	Measured	Unit	Verdict
Bandwidth 26dB	---	---	82.08	MHz	INFO
T1 26dB	---	---	5249.2000	MHz	INFO
T2 26dB	---	---	5331.2800	MHz	INFO

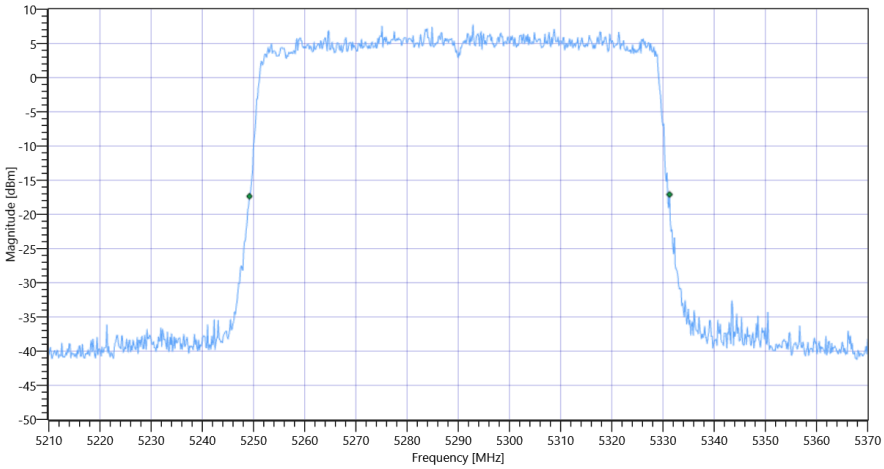

FCC 15.247 # Max output power and psd ~ WLAN5Gx ax-HE80 U-NII-2A_BW

Maximum Output Power

READ SA SETTINGS:	
RefLevel [dBm] | RefLevelOffset [dB] | InpAtt [dB]	18.16 | 18.57 | 15
Start [MHz] | Stop [MHz]	5210.000 | 5370.000
RBW [MHz] | VBW [MHz]	1.000000 | 3.000000
Detector | TraceMode	RMS | MAXH
Sweep: Time [ms] | Count | Points per Section | Type	107000 | 1 | 320 | SWE

RESULT					
Test Description	Lower Limit	Upper Limit	Measured	Unit	Verdict
Max Output Power	---	---	13.69	dBm	INFO
Duty Cycle Correction	---	---	1.38	dB	INFO
Limit absolute					
Max Output Power DC corrected	---	24	15.07	dBm	PASS
Limit by: 11 dBm + 10 log Bandwidth					
Max Output Power DC corrected	---	30.14	15.07	dBm	PASS

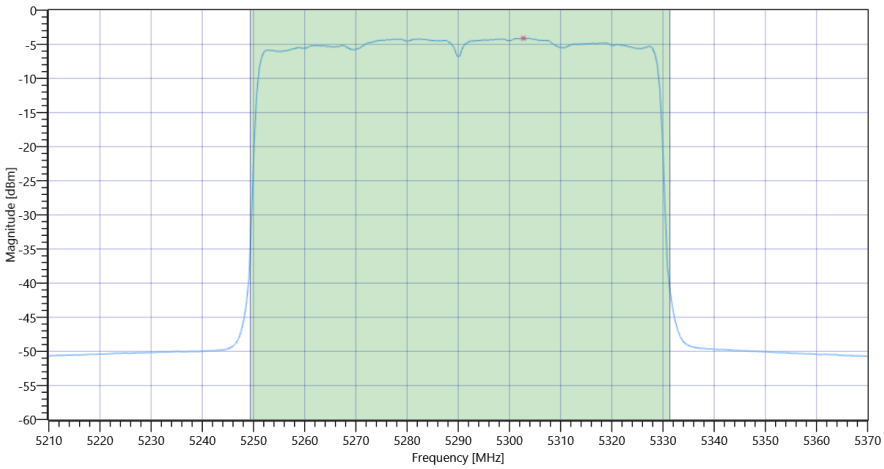

FCC 15.247 # Max output power and psd ~ WLAN5Gx ax-HE80 U-NII-2A Max OP and PSD

Power Spectral Density

RESULT					
Test Description	Lower Limit	Upper Limit	Measured	Unit	Verdict
Power Spectral Density	---	---	-4.12	dBm/1MHz	INFO
Duty Cycle Correction	---	---	1.38	dB	INFO
Power Spectral Density DC corrected	---	11	-2.74	dBm/1MHz	PASS

General verdict	PASS

FCC 15.247 # Max output power and psd ~ WLAN5Gx ax-HE80 U-NII-2A

Test References	
TC Start	19.07.2022 11:36:32
Ambit Temp [°C] | Humidity [rel%]	26.4 | 38
System Version	3.2.0.2
Test Specification	FCC 15.247 -
Test Method	KDB789033 D02, F., E.2.e.
TC Version	0.0.1
My Description	FCC 15.407 Max Output Power & PSD - WLAN5Gx ax-HE80 U-NII-2A
Add. Information	

EUT Common Settings WLAN5Gx	
Number of Antenna Ports	2
User Interaction	No
Device Class UNII_1	Client

Test Parameter	
Technology to test	WLAN5Gx ax-HE80
Antenna Port used	2
Temperature	nom
Voltage	nom
Frequency low to test	False | Freq [MHz] 0
Frequency mid to test	True | Freq [MHz] 5290
Frequency high to test	False | Freq [MHz] 0
Auto Control enabled Power Supply | Climatic Box	No | No
Additional Path Loss [dB]	1.4
Switched Path	EUT - SignalingUnit - SpectrumAnalyzer

Test Equipment
Signal analyzer,Rohde&Schwarz,FSV-40,1307.9002K40/101042,3.70
Switch matrix,CTCadvanced,SPM-4 NI DAQ,28016133,NI

Test at TX 5290 MHz

RESULT: Reference Power cond.					
Test Description	Lower Limit	Upper Limit	Measured	Unit	Verdict
Ref. Power 1MHz/1MHz cond.	---	---	7.51	dBm	INFO
Ref. Frequency	---	---	5316.570	MHz	INFO

Evaluation max. Duty Cycle

Duty Cycle evaluation					
Test Description	Lower Limit	Upper Limit	Measured	Unit	Verdict
Result Summary					
Number of detected Bursts:156					
Duty Cycle (Burst Ratio) max	---	---	0.969	---	INFO
Duty Cycle max	---	---	0.137	dB	INFO
Duty Cycle (Burst Ratio) min	---	---	0.727	---	INFO
Duty Cycle min	---	---	1.385	dB	INFO
Max TX Burst Length	---	---	2.375	ms	INFO
Min Gap Length	---	---	0.075	ms	INFO
Max Gap Length	---	---	0.075	ms	INFO

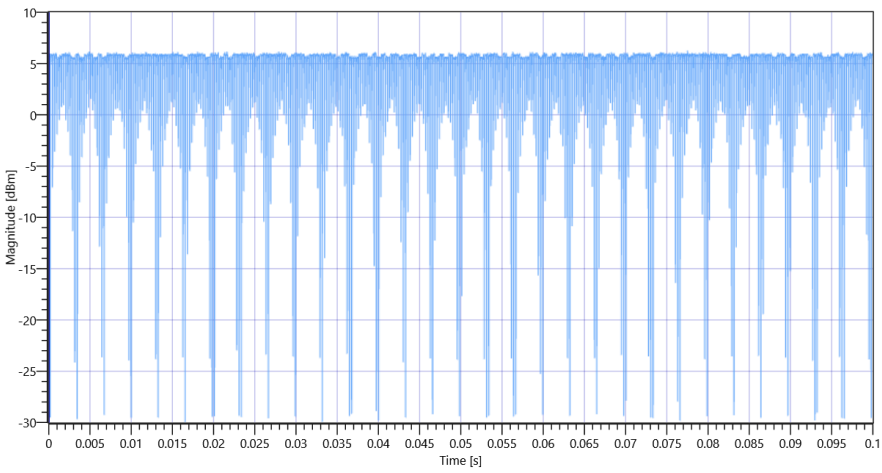

FCC 15.247 # Max output power and psd ~ WLAN5Gx ax-HE80 U-NII-2A 5290 MHz - DutyCycle

Evaluation Bandwidth

RESULT					
Test Description	Lower Limit	Upper Limit	Measured	Unit	Verdict
Bandwidth 26dB	---	---	81.6	MHz	INFO
T1 26dB	---	---	5249.2000	MHz	INFO
T2 26dB	---	---	5330.8000	MHz	INFO

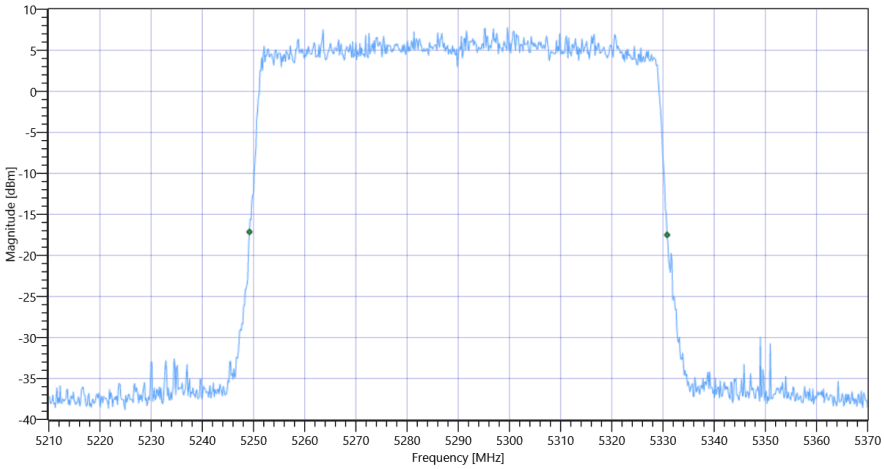

FCC 15.247 # Max output power and psd ~ WLAN5Gx ax-HE80 U-NII-2A_BW

Maximum Output Power

READ SA SETTINGS:	
RefLevel [dBm] | RefLevelOffset [dB] | InpAtt [dB]	19.51 | 18.57 | 15
Start [MHz] | Stop [MHz]	5210.000 | 5370.000
RBW [MHz] | VBW [MHz]	1.000000 | 3.000000
Detector | TraceMode	RMS | MAXH
Sweep: Time [ms] | Count | Points per Section | Type	107000 | 1 | 320 | SWE

RESULT					
Test Description	Lower Limit	Upper Limit	Measured	Unit	Verdict
Max Output Power	---	---	13.77	dBm	INFO
Duty Cycle Correction	---	---	1.38	dB	INFO
Limit absolute					
Max Output Power DC corrected	---	24	15.15	dBm	PASS
Limit by: 11 dBm + 10 log Bandwidth					
Max Output Power DC corrected	---	30.12	15.15	dBm	PASS

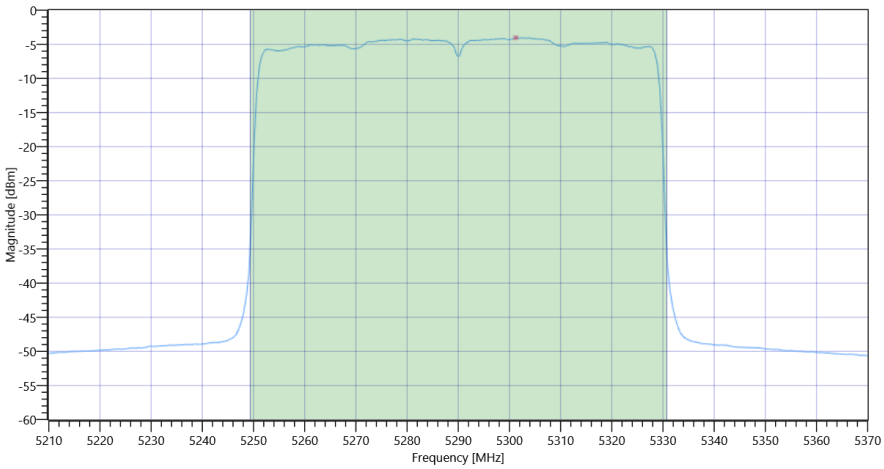

FCC 15.247 # Max output power and psd ~ WLAN5Gx ax-HE80 U-NII-2A Max OP and PSD

Power Spectral Density

RESULT					
Test Description	Lower Limit	Upper Limit	Measured	Unit	Verdict
Power Spectral Density	---	---	-4.03	dBm/1MHz	INFO
Duty Cycle Correction	---	---	1.38	dB	INFO
Power Spectral Density DC corrected	---	11	-2.65	dBm/1MHz	PASS

General verdict	PASS

FCC 15.247 # Max output power and psd ~ WLAN5Gx ax-HE80 U-NII-2C

Test References	
TC Start	19.07.2022 11:44:13
Ambit Temp [°C] | Humidity [rel%]	26.4 | 38
System Version	3.2.0.2
Test Specification	FCC 15.247 -
Test Method	KDB789033 D02, F., E.2.e.
TC Version	0.0.1
My Description	FCC 15.407 Max Output Power & PSD - WLAN5Gx ax-HE80 U-NII-2C
Add. Information	

EUT Common Settings WLAN5Gx	
Number of Antenna Ports	2
User Interaction	No
Device Class UNII_1	Client

Test Parameter	
Technology to test	WLAN5Gx ax-HE80
Antenna Port used	1
Temperature	nom
Voltage	nom
Frequency low to test	True | Freq [MHz] 5530
Frequency mid to test	False | Freq [MHz] 5610
Frequency high to test	False | Freq [MHz] 5690
Auto Control enabled Power Supply | Climatic Box	No | No
Additional Path Loss [dB]	1.4
Switched Path	EUT - SignalingUnit - SpectrumAnalyzer

Test Equipment
Signal analyzer,Rohde&Schwarz,FSV-40,1307.9002K40/101042,3.70
Switch matrix,CTCadvanced,SPM-4 NI DAQ,28016133,NI

Test at TX 5530 MHz

RESULT: Reference Power cond.					
Test Description	Lower Limit	Upper Limit	Measured	Unit	Verdict
Ref. Power 1MHz/1MHz cond.	---	---	7.33	dBm	INFO
Ref. Frequency	---	---	5499.230	MHz	INFO

Evaluation max. Duty Cycle

Duty Cycle evaluation					
Test Description	Lower Limit	Upper Limit	Measured	Unit	Verdict
Result Summary					
Number of detected Bursts:155					
Duty Cycle (Burst Ratio) max	---	---	0.966	---	INFO
Duty Cycle max	---	---	0.15	dB	INFO
Duty Cycle (Burst Ratio) min	---	---	0.727	---	INFO
Duty Cycle min	---	---	1.385	dB	INFO
Max TX Burst Length	---	---	2.1	ms	INFO
Min Gap Length	---	---	0.075	ms	INFO
Max Gap Length	---	---	0.075	ms	INFO

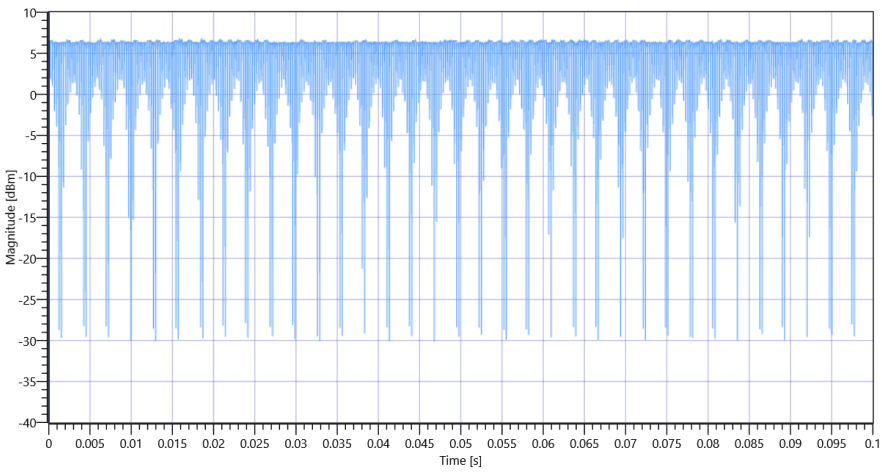

FCC 15.247 # Max output power and psd ~ WLAN5Gx ax-HE80 U-NII-2C 5530 MHz - DutyCycle

Evaluation Bandwidth

RESULT					
Test Description	Lower Limit	Upper Limit	Measured	Unit	Verdict
Bandwidth 26dB	---	---	81.6	MHz	INFO
T1 26dB	---	---	5489.2000	MHz	INFO
T2 26dB	---	---	5570.8000	MHz	INFO

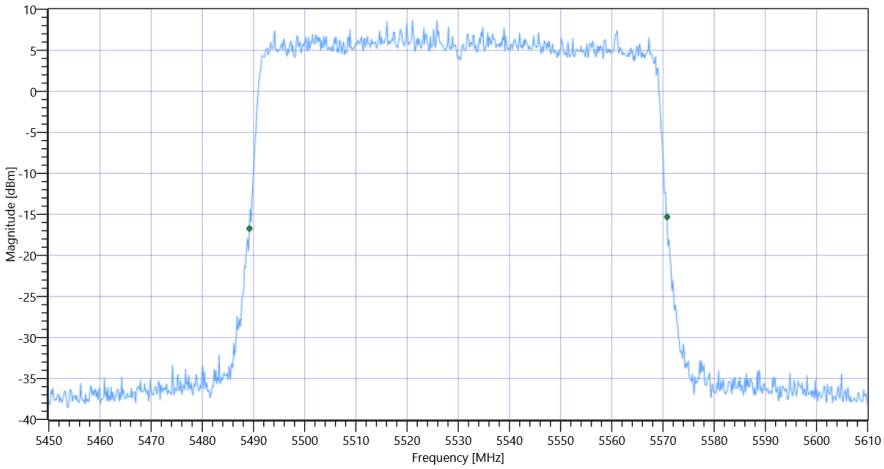

FCC 15.247 # Max output power and psd ~ WLAN5Gx ax-HE80 U-NII-2C_BW

Maximum Output Power

READ SA SETTINGS:	
RefLevel [dBm] | RefLevelOffset [dB] | InpAtt [dB]	19.33 | 18.67 | 15
Start [MHz] | Stop [MHz]	5450.000 | 5610.000
RBW [MHz] | VBW [MHz]	1.000000 | 3.000000
Detector | TraceMode	RMS | MAXH
Sweep: Time [ms] | Count | Points per Section | Type	107000 | 1 | 320 | SWE

RESULT					
Test Description	Lower Limit	Upper Limit	Measured	Unit	Verdict
Max Output Power	---	---	14.49	dBm	INFO
Duty Cycle Correction	---	---	1.38	dB	INFO
Limit absolute					
Max Output Power DC corrected	---	24	15.87	dBm	PASS
Limit by: 11 dBm + 10 log Bandwidth					
Max Output Power DC corrected	---	30.12	15.87	dBm	PASS

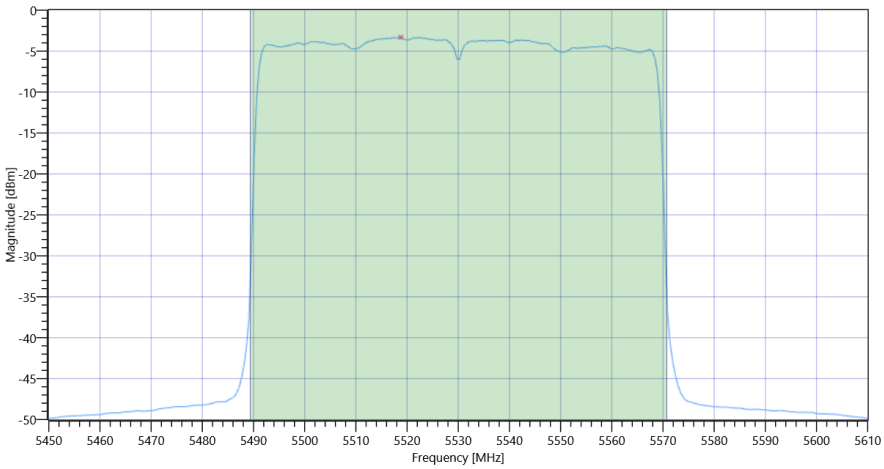

FCC 15.247 # Max output power and psd ~ WLAN5Gx ax-HE80 U-NII-2C Max OP and PSD

Power Spectral Density

RESULT					
Test Description	Lower Limit	Upper Limit	Measured	Unit	Verdict
Power Spectral Density	---	---	-3.32	dBm/1MHz	INFO
Duty Cycle Correction	---	---	1.38	dB	INFO
Power Spectral Density DC corrected	---	11	-1.94	dBm/1MHz	PASS

General verdict	PASS

FCC 15.247 # Max output power and psd ~ WLAN5Gx ax-HE80 U-NII-2C

Test References	
TC Start	19.07.2022 11:52:14
Ambit Temp [°C] | Humidity [rel%]	26.4 | 38
System Version	3.2.0.2
Test Specification	FCC 15.247 -
Test Method	KDB789033 D02, F., E.2.e.
TC Version	0.0.1
My Description	FCC 15.407 Max Output Power & PSD - WLAN5Gx ax-HE80 U-NII-2C
Add. Information	

EUT Common Settings WLAN5Gx	
Number of Antenna Ports	2
User Interaction	No
Device Class UNII_1	Client

Test Parameter	
Technology to test	WLAN5Gx ax-HE80
Antenna Port used	2
Temperature	nom
Voltage	nom
Frequency low to test	True | Freq [MHz] 5530
Frequency mid to test	False | Freq [MHz] 5610
Frequency high to test	False | Freq [MHz] 5690
Auto Control enabled Power Supply | Climatic Box	No | No
Additional Path Loss [dB]	1.4
Switched Path	EUT - SignalingUnit - SpectrumAnalyzer

Test Equipment
Signal analyzer,Rohde&Schwarz,FSV-40,1307.9002K40/101042,3.70
Switch matrix,CTCadvanced,SPM-4 NI DAQ,28016133,NI

Test at TX 5530 MHz

RESULT: Reference Power cond.					
Test Description	Lower Limit	Upper Limit	Measured	Unit	Verdict
Ref. Power 1MHz/1MHz cond.	---	---	7.21	dBm	INFO
Ref. Frequency	---	---	5517.010	MHz	INFO

Evaluation max. Duty Cycle

Duty Cycle evaluation					
Test Description	Lower Limit	Upper Limit	Measured	Unit	Verdict
Result Summary					
Number of detected Bursts:155					
Duty Cycle (Burst Ratio) max	---	---	0.966	---	INFO
Duty Cycle max	---	---	0.15	dB	INFO
Duty Cycle (Burst Ratio) min	---	---	0.727	---	INFO
Duty Cycle min	---	---	1.385	dB	INFO
Max TX Burst Length	---	---	2.1	ms	INFO
Min Gap Length	---	---	0.075	ms	INFO
Max Gap Length	---	---	0.075	ms	INFO

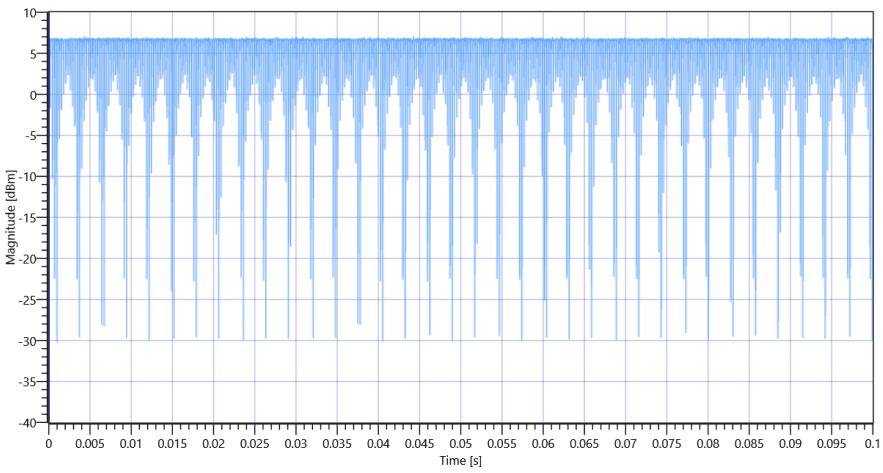

FCC 15.247 # Max output power and psd ~ WLAN5Gx ax-HE80 U-NII-2C 5530 MHz - DutyCycle

Evaluation Bandwidth

RESULT					
Test Description	Lower Limit	Upper Limit	Measured	Unit	Verdict
Bandwidth 26dB	---	---	81.28	MHz	INFO
T1 26dB	---	---	5489.3600	MHz	INFO
T2 26dB	---	---	5570.6400	MHz	INFO