Measurement Results

No.1-4095/22-01-05_Annex_MR_A2

Test logging

This document is electronically signed and valid without handwritten signature.
For verification of the electronic signatures, the public keys can be requested at the testing laboratory.

Document authorized:	Test/s performed:
p.o. cn=Marco Bertolino, o=CTC advanced GmbH, ou=BTL-211209, email=marco.bertolino@ctcadvanced.com, c=DE 2022.09.02 13:30:54 +02'00'	cn=Andreas Kurzkurt, o=CTC advanced GmbH, ou=KZK-200114, email=Andreas.Kurzkurt@ctcadvanced.com, c=DE
Michael Dorongovski Lab Manager Radio Communications	Andreas Kurzkurt Testing Manager Radio Communications

Table of Content

EUT Information 4
FCC 15.407, ISED RSS247 # Bandwidths 99PCT and 26dB ~ WLAN5Gx n-HT20 mode U-NII-2A 5
FCC 15.407, ISED RSS247 # Bandwidths 99PCT and 26dB ~ WLAN5Gx n-HT20 mode U-NII-2A 9
FCC 15.407, ISED RSS247 # Bandwidths 99PCT and 26dB ~ WLAN5Gx n-HT20 mode U-NII-2A 13
FCC 15.407, ISED RSS247 # Bandwidths 99PCT and 26dB ~ WLAN5Gx n-HT20 mode U-NII-2A 17
FCC 15.407, ISED RSS247 # Bandwidths 99PCT and 26dB ~ WLAN5Gx n-HT20 mode U-NII-2A 21
FCC 15.407, ISED RSS247 # Bandwidths 99PCT and 26dB ~ WLAN5Gx n-HT20 mode U-NII-2A 25
FCC 15.407, ISED RSS247 # Bandwidths 99PCT and 26dB ~ WLAN5Gx n-HT20 mode U-NII-2C 29
FCC 15.407, ISED RSS247 # Bandwidths 99PCT and 26dB ~ WLAN5Gx n-HT20 mode U-NII-2C 33
FCC 15.407, ISED RSS247 # Bandwidths 99PCT and 26dB ~ WLAN5Gx n-HT20 mode U-NII-2C 37
FCC 15.407, ISED RSS247 # Bandwidths 99PCT and 26dB ~ WLAN5Gx n-HT20 mode U-NII-2C 41
FCC 15.407, ISED RSS247 # Bandwidths 99PCT and 26dB ~ WLAN5Gx n-HT20 mode U-NII-2C 45
FCC 15.407, ISED RSS247 # Bandwidths 99PCT and 26dB ~ WLAN5Gx n-HT20 mode U-NII-2C 49
FCC 15.407, ISED RSS247 # Bandwidths 99PCT and 26dB ~ WLAN5Gx n-HT20 mode U-NII-3 53
FCC 15.407, ISED RSS247 # Bandwidths 99PCT and 26dB ~ WLAN5Gx n-HT20 mode U-NII-3 57
FCC 15.407, ISED RSS247 # Bandwidths 99PCT and 26dB ~ WLAN5Gx n-HT20 mode U-NII-3 61
FCC 15.407, ISED RSS247 # Bandwidths 99PCT and 26dB ~ WLAN5Gx n-HT20 mode U-NII-3 65
FCC 15.407, ISED RSS247 # Bandwidths 99PCT and 26dB ~ WLAN5Gx n-HT20 mode U-NII-3 69
FCC 15.407, ISED RSS247 # Bandwidths 99PCT and 26dB ~ WLAN5Gx n-HT20 mode U-NII-3 73
FCC 15.407, ISED RSS247 # Bandwidths 99PCT and 26dB ~ WLAN5Gx n-HT20 mode U-NII-1 77
FCC 15.407, ISED RSS247 # Bandwidths 99PCT and 26dB ~ WLAN5Gx n-HT20 mode U-NII-1 81
FCC 15.407, ISED RSS247 # Bandwidths 99PCT and 26dB ~ WLAN5Gx n-HT20 mode U-NII-1 85
FCC 15.407, ISED RSS247 # Bandwidths 99PCT and 26dB ~ WLAN5Gx n-HT20 mode U-NII-1 89
FCC 15.407, ISED RSS247 # Bandwidths 99PCT and 26dB ~ WLAN5Gx n-HT20 mode U-NII-1 93
FCC 15.407, ISED RSS247 # Bandwidths 99PCT and 26dB ~ WLAN5Gx n-HT20 mode U-NII-1 97
FCC 15.247 # Max output power and psd ~ WLAN5Gx n-HT20 mode U-NII-2A 101
FCC 15.247 # Max output power and psd ~ WLAN5Gx n-HT20 mode U-NII-2A 105
FCC 15.247 # Max output power and psd ~ WLAN5Gx n-HT20 mode U-NII-2A 109
FCC 15.247 # Max output power and psd ~ WLAN5Gx n-HT20 mode U-NII-2A 113
FCC 15.247 # Max output power and psd ~ WLAN5Gx n-HT20 mode U-NII-2A 117
FCC 15.247 # Max output power and psd ~ WLAN5Gx n-HT20 mode U-NII-2A 121
FCC 15.247 # Max output power and psd ~ WLAN5Gx n-HT20 mode U-NII-2C 125
FCC 15.247 # Max output power and psd ~ WLAN5Gx n-HT20 mode U-NII-2C 129
FCC 15.247 # Max output power and psd ~ WLAN5Gx n-HT20 mode U-NII-2C 133
FCC 15.247 # Max output power and psd ~ WLAN5Gx n-HT20 mode U-NII-2C 137
FCC 15.247 # Max output power and psd ~ WLAN5Gx n-HT20 mode U-NII-2C 141
FCC 15.247 # Max output power and psd ~ WLAN5Gx n-HT20 mode U-NII-2C 145
FCC 15.247 # Max output power and psd ~ WLAN5Gx n-HT20 mode U-NII-3 149
FCC 15.247 # Max output power and psd ~ WLAN5Gx n-HT20 mode U-NII-3 153
FCC 15.247 # Max output power and psd ~ WLAN5Gx n-HT20 mode U-NII-3 157
FCC 15.247 # Max output power and psd ~ WLAN5Gx n-HT20 mode U-NII-3 161
FCC 15.247 # Max output power and psd ~ WLAN5Gx n-HT20 mode U-NII-3 165
FCC 15.247 # Max output power and psd ~ WLAN5Gx n-HT20 mode U-NII-3 169

FCC 15.247 # Max output power and psd ~ WLAN5Gx n-HT20 mode U-NII-1 173
FCC 15.247 # Max output power and psd ~ WLAN5Gx n-HT20 mode U-NII-1 177
FCC 15.247 # Max output power and psd ~ WLAN5Gx n-HT20 mode U-NII-1 181
FCC 15.247 # Max output power and psd ~ WLAN5Gx n-HT20 mode U-NII-1 185
FCC 15.247 # Max output power and psd ~ WLAN5Gx n-HT20 mode U-NII-1 189
FCC 15.247 # Max output power and psd ~ WLAN5Gx n-HT20 mode U-NII-1 193
FCC 15.407, ISED RSS247 # Minimum emission bandwidth ~ WLAN5Gx n-HT20 mode U-NII-3 197
FCC 15.407, ISED RSS247 # Minimum emission bandwidth ~ WLAN5Gx n-HT20 mode U-NII-3 199
FCC 15.407, ISED RSS247 # Minimum emission bandwidth ~ WLAN5Gx n-HT20 mode U-NII-3 201
FCC 15.407, ISED RSS247 # Minimum emission bandwidth ~ WLAN5Gx n-HT20 mode U-NII-3 203
FCC 15.407, ISED RSS247 # Minimum emission bandwidth ~ WLAN5Gx n-HT20 mode U-NII-3 205
FCC 15.407, ISED RSS247 # Minimum emission bandwidth ~ WLAN5Gx n-HT20 mode U-NII-3 207

EUT Information

EUT DEFINITION	
Manufacturer	Sagemcom
Type	DIW377 ALT US
Serial Number	622172052818
Setup Number	1.0
Version SW	NI
Version FW	NI
Version HW	NI
Comment 1	
Comment 2	
Temperature [°C] Min	-5
Temperature [°C] Nom	20
Temperature [°C] Max	45
Voltage [V] Min	110
Voltage [V] Nom	115
Voltage [V] Max	127

FCC 15.407, ISED RSS247 # Bandwidths 99PCT and 26dB ~ WLAN5Gx n-HT20 mode U-NII-2A

Test References	
TC Start	20.07.2022 09:42:52
Ambit Temp [°C] | Humidity [rel%]	26.3 | 43
System Version	3.3.0.0
Test Specification	FCC 15.407, ISED RSS247 -
Test Method	26dB Bandwidth KDB789033 D02, C.1 / ISED RSS-GEN
TC Version	0.0.1
My Description	FCC 15.407 Bandwidths - WLAN5Gx n-HT20 mode U-NII-2A
Add. Information	

EUT Common Settings WLAN5Gx	
Number of Antenna Ports	2
User Interaction	No
Device Class UNII_1	Client

Test Parameter	
Technology to test	WLAN5Gx n-HT20 mode
Antenna Port used	1
Temperature	nom
Voltage	nom
Frequency low to test	True | Freq [MHz] 5260
Frequency mid to test	False | Freq [MHz] 5280
Frequency high to test	False | Freq [MHz] 5320
Auto Control enabled Power Supply | Climatic Box	No | No
Additional Path Loss [dB]	1.4
Switched Path	EUT - SignalingUnit - SpectrumAnalyzer

Test Equipment
Signal analyzer,Rohde&Schwarz,FSV-40,1307.9002K40/101042,3.70
Switch matrix,CTCadvanced,SPM-4 NI DAQ,28016133,NI

Test at TX 5260 MHz

RESULT: Reference Power cond.					
Test Description	Lower Limit	Upper Limit	Measured	Unit	Verdict
Ref. Power 1MHz/1MHz cond.	---	---	12.94	dBm	INFO
Ref. Frequency	---	---	5261.800	MHz	INFO

READ SA SETTINGS:	
RefLevel [dBm] | RefLevelOffset [dB] | InpAtt [dB]	20.94 | 18.82 | 20
Start [MHz] | Stop [MHz]	5235.000 | 5285.000
RBW [MHz] | VBW [MHz]	0.300000 | 1.000000
Detector | TraceMode	POS | MAXH
Sweep: Time [ms] | Count | Points per Section | Type	1 | 2500 | 1001 | SWE

RESULT					
Test Description	Lower Limit	Upper Limit	Measured	Unit	Verdict
Bandwidth 99%	---	---	18.282	MHz	INFO
T1 99%	5250.000000	---	5250.9091	MHz	PASS since U-NII-1 is supported
T2 99%	---	5350.000000	5269.1908	MHz	PASS

Plot: Bandwidth only

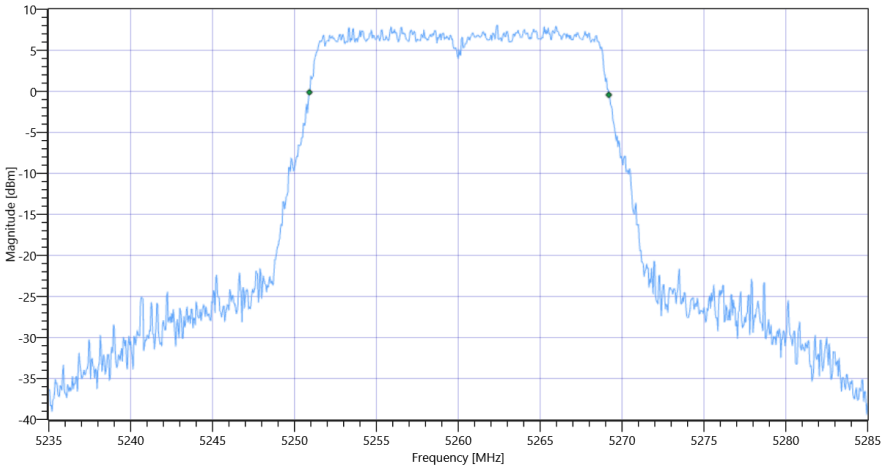

FCC 15.407, ISED RSS247 # Bandwidths 99PCT and 26dB ~ WLAN5Gx n-HT20 mode U-NII-2A 99PCT

Plot: Bandwidth within Band

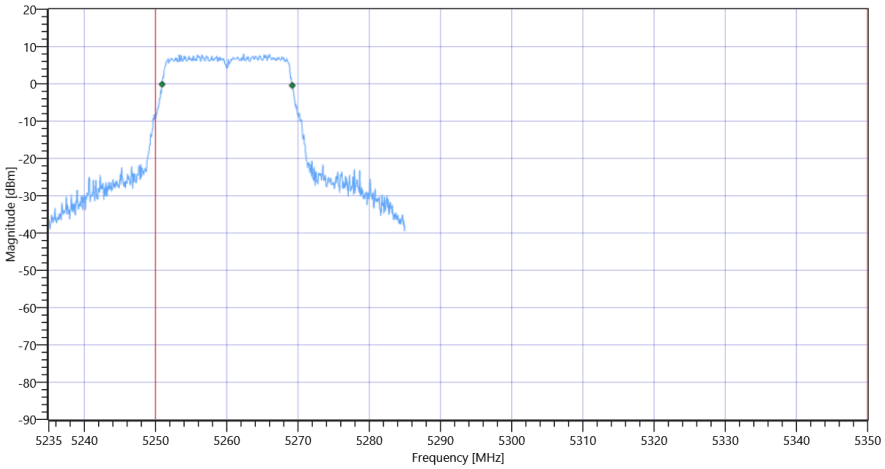

FCC 15.407, ISED RSS247 # Bandwidths 99PCT and 26dB ~ WLAN5Gx n-HT20 mode U-NII-2A

RESULT					
Test Description	Lower Limit	Upper Limit	Measured	Unit	Verdict
Bandwidth 26dB	---	---	21.9	MHz	INFO
T1 26dB	5250.000000	---	5249.1000	MHz	PASS since U-NII-1 is supported
T2 26dB	---	5350.000000	5271.0000	MHz	PASS

Plot: Bandwidth only

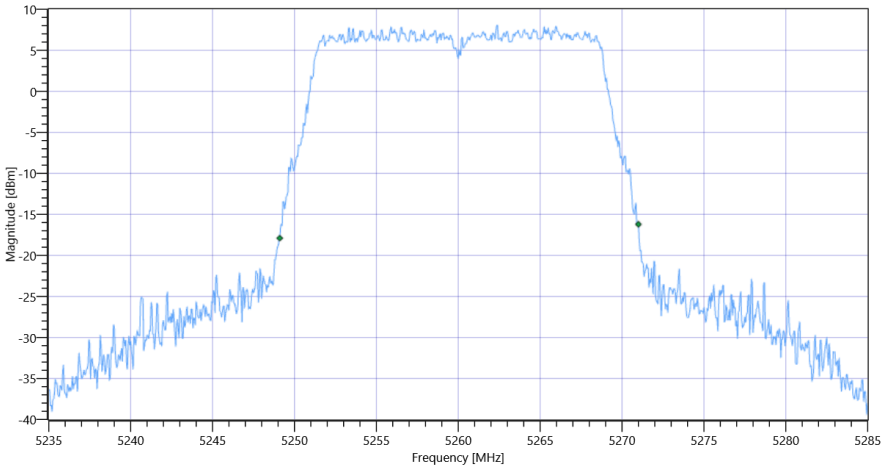

FCC 15.407, ISED RSS247 # Bandwidths 99PCT and 26dB ~ WLAN5Gx n-HT20 mode U-NII-2A 26dB

Plot: Bandwidth within Band

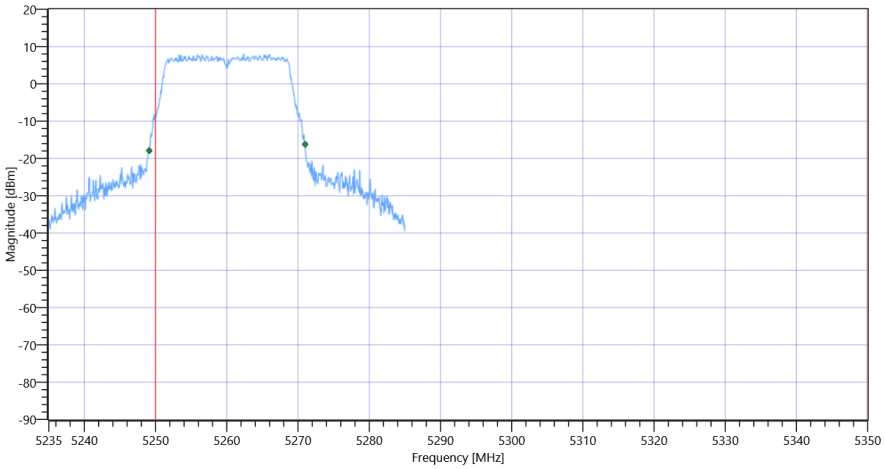

FCC 15.407, ISED RSS247 # Bandwidths 99PCT and 26dB ~ WLAN5Gx n-HT20 mode U-NII-2A

General verdict	PASS

FCC 15.407, ISED RSS247 # Bandwidths 99PCT and 26dB ~ WLAN5Gx n-HT20 mode U-NII-2A

Test References	
TC Start	20.07.2022 09:50:26
Ambit Temp [°C] | Humidity [rel%]	26.3 | 43
System Version	3.3.0.0
Test Specification	FCC 15.407, ISED RSS247 -
Test Method	26dB Bandwidth KDB789033 D02, C.1 / ISED RSS-GEN
TC Version	0.0.1
My Description	FCC 15.407 Bandwidths - WLAN5Gx n-HT20 mode U-NII-2A
Add. Information	

EUT Common Settings WLAN5Gx	
Number of Antenna Ports	2
User Interaction	No
Device Class UNII_1	Client

Test Parameter	
Technology to test	WLAN5Gx n-HT20 mode
Antenna Port used	2
Temperature	nom
Voltage	nom
Frequency low to test	True | Freq [MHz] 5260
Frequency mid to test	False | Freq [MHz] 5280
Frequency high to test	False | Freq [MHz] 5320
Auto Control enabled Power Supply | Climatic Box	No | No
Additional Path Loss [dB]	1.4
Switched Path	EUT - SignalingUnit - SpectrumAnalyzer

Test Equipment
Signal analyzer,Rohde&Schwarz,FSV-40,1307.9002K40/101042,3.70
Switch matrix,CTCadvanced,SPM-4 NI DAQ,28016133,NI

Test at TX 5260 MHz

RESULT: Reference Power cond.					
Test Description	Lower Limit	Upper Limit	Measured	Unit	Verdict
Ref. Power 1MHz/1MHz cond.	---	---	13.66	dBm	INFO
Ref. Frequency	---	---	5256.800	MHz	INFO

READ SA SETTINGS:	
RefLevel [dBm] | RefLevelOffset [dB] | InpAtt [dB]	21.66 | 18.82 | 20
Start [MHz] | Stop [MHz]	5235.000 | 5285.000
RBW [MHz] | VBW [MHz]	0.300000 | 1.000000
Detector | TraceMode	POS | MAXH
Sweep: Time [ms] | Count | Points per Section | Type	1 | 2500 | 1001 | SWE

RESULT					
Test Description	Lower Limit	Upper Limit	Measured	Unit	Verdict
Bandwidth 99%	---	---	18.032	MHz	INFO
T1 99%	5250.000000	---	5251.0589	MHz	PASS since U-NII-1 is supported
T2 99%	---	5350.000000	5269.0909	MHz	PASS

Plot: Bandwidth only

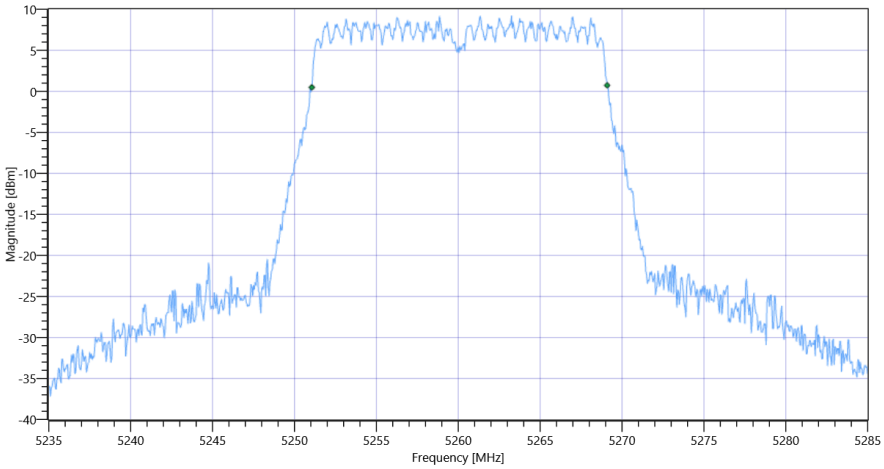

FCC 15.407, ISED RSS247 # Bandwidths 99PCT and 26dB ~ WLAN5Gx n-HT20 mode U-NII-2A 99PCT

Plot: Bandwidth within Band

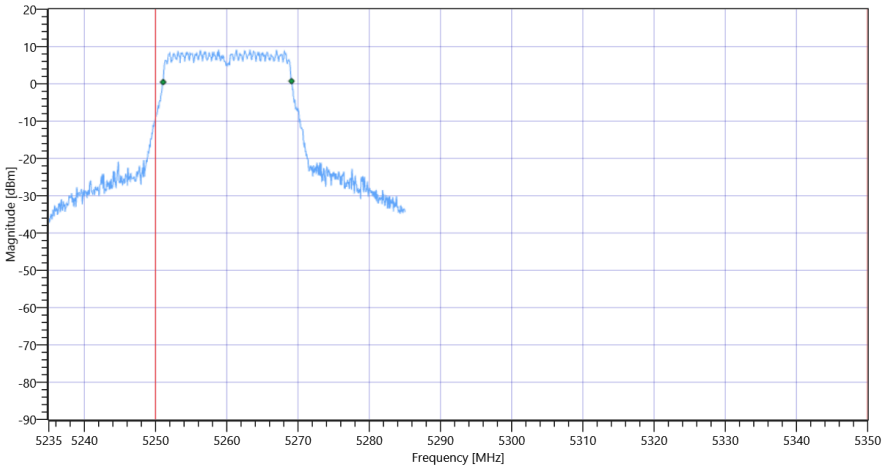

FCC 15.407, ISED RSS247 # Bandwidths 99PCT and 26dB ~ WLAN5Gx n-HT20 mode U-NII-2A

RESULT					
Test Description	Lower Limit	Upper Limit	Measured	Unit	Verdict
Bandwidth 26dB	---	---	21.8	MHz	INFO
T1 26dB	5250.000000	---	5249.1500	MHz	PASS since U-NII-1 is supported
T2 26dB	---	5350.000000	5270.9500	MHz	PASS

Plot: Bandwidth only

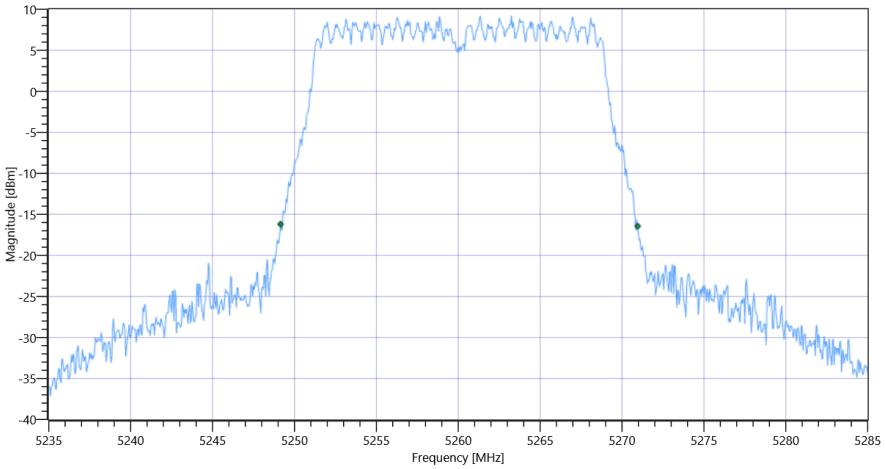

FCC 15.407, ISED RSS247 # Bandwidths 99PCT and 26dB ~ WLAN5Gx n-HT20 mode U-NII-2A 26dB

Plot: Bandwidth within Band

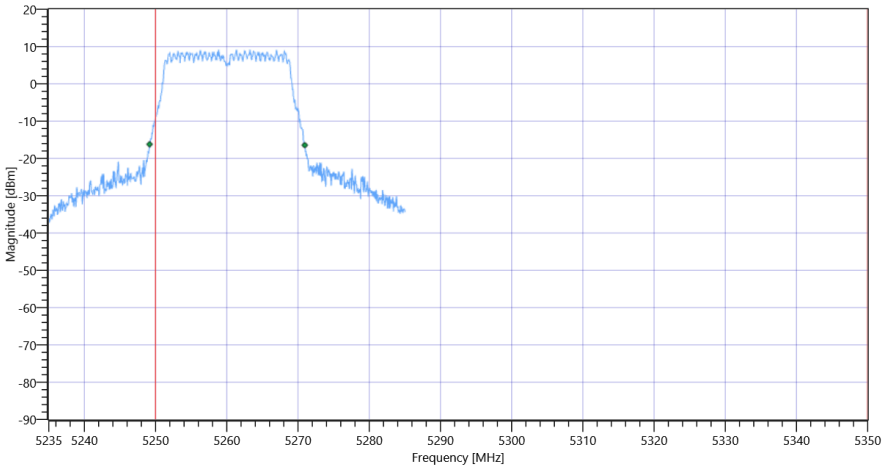

FCC 15.407, ISED RSS247 # Bandwidths 99PCT and 26dB ~ WLAN5Gx n-HT20 mode U-NII-2A

General verdict	PASS

FCC 15.407, ISED RSS247 # Bandwidths 99PCT and 26dB ~ WLAN5Gx n-HT20 mode U-NII-2A

Test References	
TC Start	20.07.2022 09:56:05
Ambit Temp [°C] | Humidity [rel%]	26.5 | 43
System Version	3.3.0.0
Test Specification	FCC 15.407, ISED RSS247 -
Test Method	26dB Bandwidth KDB789033 D02, C.1 / ISED RSS-GEN
TC Version	0.0.1
My Description	FCC 15.407 Bandwidths - WLAN5Gx n-HT20 mode U-NII-2A
Add. Information	

EUT Common Settings WLAN5Gx	
Number of Antenna Ports	2
User Interaction	No
Device Class UNII_1	Client

Test Parameter	
Technology to test	WLAN5Gx n-HT20 mode
Antenna Port used	1
Temperature	nom
Voltage	nom
Frequency low to test	False | Freq [MHz] 5260
Frequency mid to test	True | Freq [MHz] 5280
Frequency high to test	False | Freq [MHz] 5320
Auto Control enabled Power Supply | Climatic Box	No | No
Additional Path Loss [dB]	1.4
Switched Path	EUT - SignalingUnit - SpectrumAnalyzer

Test Equipment
Signal analyzer,Rohde&Schwarz,FSV-40,1307.9002K40/101042,3.70
Switch matrix,CTCadvanced,SPM-4 NI DAQ,28016133,NI

Test at TX 5280 MHz

RESULT: Reference Power cond.					
Test Description	Lower Limit	Upper Limit	Measured	Unit	Verdict
Ref. Power 1MHz/1MHz cond.	---	---	14.17	dBm	INFO
Ref. Frequency	---	---	5285.590	MHz	INFO

READ SA SETTINGS:	
RefLevel [dBm] | RefLevelOffset [dB] | InpAtt [dB]	22.17 | 18.69 | 20
Start [MHz] | Stop [MHz]	5255.000 | 5305.000
RBW [MHz] | VBW [MHz]	0.300000 | 1.000000
Detector | TraceMode	POS | MAXH
Sweep: Time [ms] | Count | Points per Section | Type	1 | 2500 | 1001 | SWE

RESULT					
Test Description	Lower Limit	Upper Limit	Measured	Unit	Verdict
Bandwidth 99%	---	---	18.282	MHz	INFO
T1 99%	5250.000000	---	5270.9091	MHz	PASS since U-NII-1 is supported
T2 99%	---	5350.000000	5289.1908	MHz	PASS

Plot: Bandwidth only

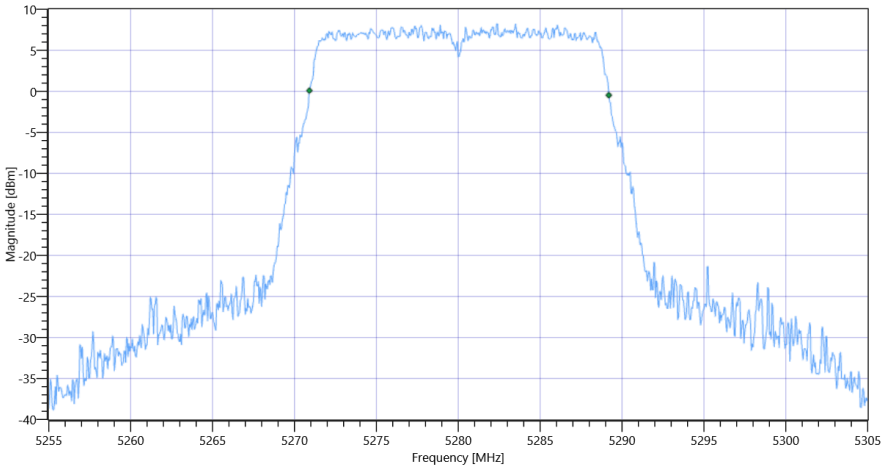

FCC 15.407, ISED RSS247 # Bandwidths 99PCT and 26dB ~ WLAN5Gx n-HT20 mode U-NII-2A 99PCT

Plot: Bandwidth within Band

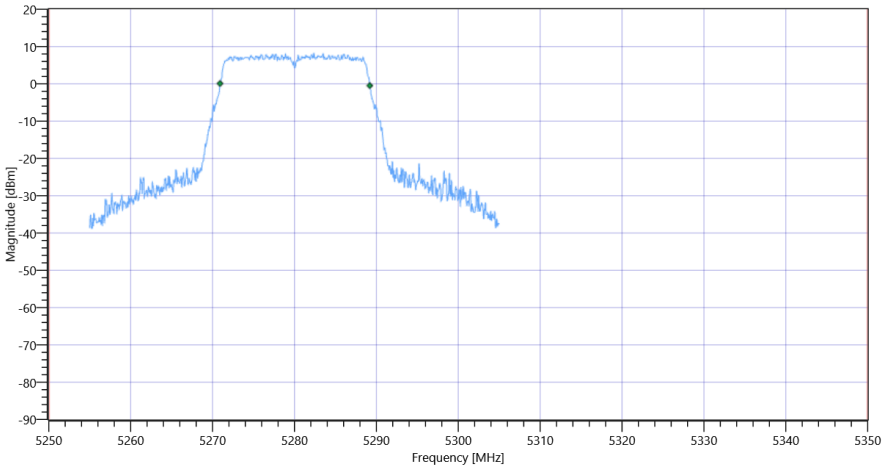

FCC 15.407, ISED RSS247 # Bandwidths 99PCT and 26dB ~ WLAN5Gx n-HT20 mode U-NII-2A

RESULT					
Test Description	Lower Limit	Upper Limit	Measured	Unit	Verdict
Bandwidth 26dB	---	---	21.95	MHz	INFO
T1 26dB	5250.000000	---	5269.1000	MHz	PASS since U-NII-1 is supported
T2 26dB	---	5350.000000	5291.0500	MHz	PASS

Plot: Bandwidth only

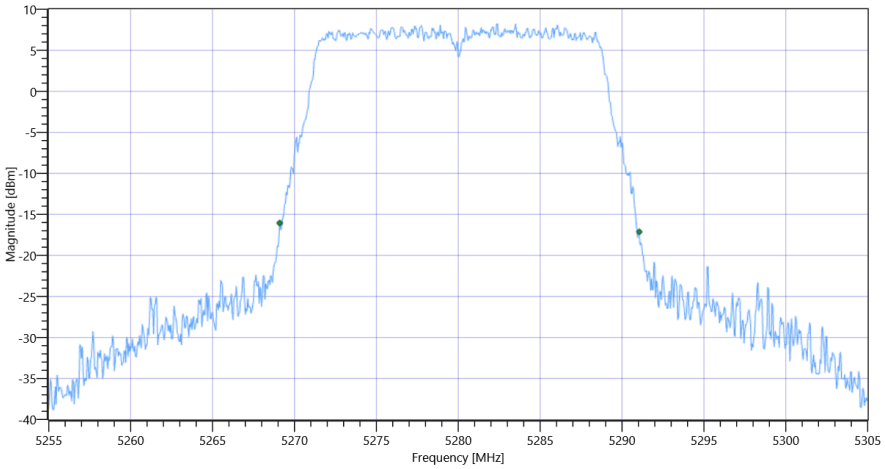

FCC 15.407, ISED RSS247 # Bandwidths 99PCT and 26dB ~ WLAN5Gx n-HT20 mode U-NII-2A 26dB

Plot: Bandwidth within Band

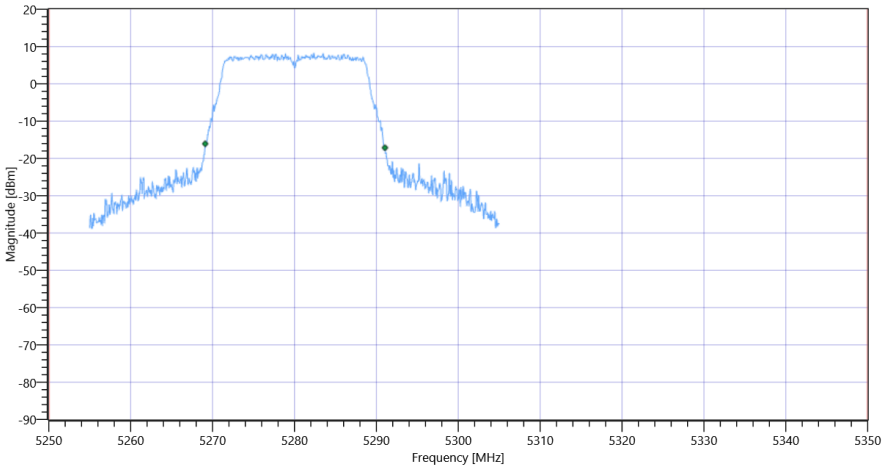

FCC 15.407, ISED RSS247 # Bandwidths 99PCT and 26dB ~ WLAN5Gx n-HT20 mode U-NII-2A

General verdict	PASS

FCC 15.407, ISED RSS247 # Bandwidths 99PCT and 26dB ~ WLAN5Gx n-HT20 mode U-NII-2A

Test References	
TC Start	20.07.2022 10:01:11
Ambit Temp [°C] | Humidity [rel%]	26.6 | 42
System Version	3.3.0.0
Test Specification	FCC 15.407, ISED RSS247 -
Test Method	26dB Bandwidth KDB789033 D02, C.1 / ISED RSS-GEN
TC Version	0.0.1
My Description	FCC 15.407 Bandwidths - WLAN5Gx n-HT20 mode U-NII-2A
Add. Information	

EUT Common Settings WLAN5Gx	
Number of Antenna Ports	2
User Interaction	No
Device Class UNII_1	Client

Test Parameter	
Technology to test	WLAN5Gx n-HT20 mode
Antenna Port used	2
Temperature	nom
Voltage	nom
Frequency low to test	False | Freq [MHz] 5260
Frequency mid to test	True | Freq [MHz] 5280
Frequency high to test	False | Freq [MHz] 5320
Auto Control enabled Power Supply | Climatic Box	No | No
Additional Path Loss [dB]	1.4
Switched Path	EUT - SignalingUnit - SpectrumAnalyzer

Test Equipment
Signal analyzer,Rohde&Schwarz,FSV-40,1307.9002K40/101042,3.70
Switch matrix,CTCadvanced,SPM-4 NI DAQ,28016133,NI

Test at TX 5280 MHz

RESULT: Reference Power cond.					
Test Description	Lower Limit	Upper Limit	Measured	Unit	Verdict
Ref. Power 1MHz/1MHz cond.	---	---	13.33	dBm	INFO
Ref. Frequency	---	---	5278.200	MHz	INFO

READ SA SETTINGS:	
RefLevel [dBm] | RefLevelOffset [dB] | InpAtt [dB]	21.33 | 18.69 | 20
Start [MHz] | Stop [MHz]	5255.000 | 5305.000
RBW [MHz] | VBW [MHz]	0.300000 | 1.000000
Detector | TraceMode	POS | MAXH
Sweep: Time [ms] | Count | Points per Section | Type	1 | 2500 | 1001 | SWE

RESULT					
Test Description	Lower Limit	Upper Limit	Measured	Unit	Verdict
Bandwidth 99%	---	---	18.032	MHz	INFO
T1 99%	5250.000000	---	5271.0589	MHz	PASS since U-NII-1 is supported
T2 99%	---	5350.000000	5289.0909	MHz	PASS

Plot: Bandwidth only

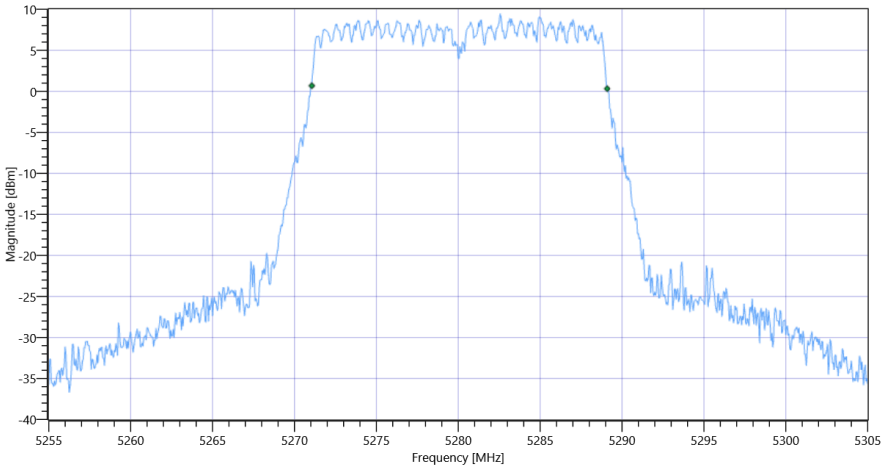

FCC 15.407, ISED RSS247 # Bandwidths 99PCT and 26dB ~ WLAN5Gx n-HT20 mode U-NII-2A 99PCT

Plot: Bandwidth within Band

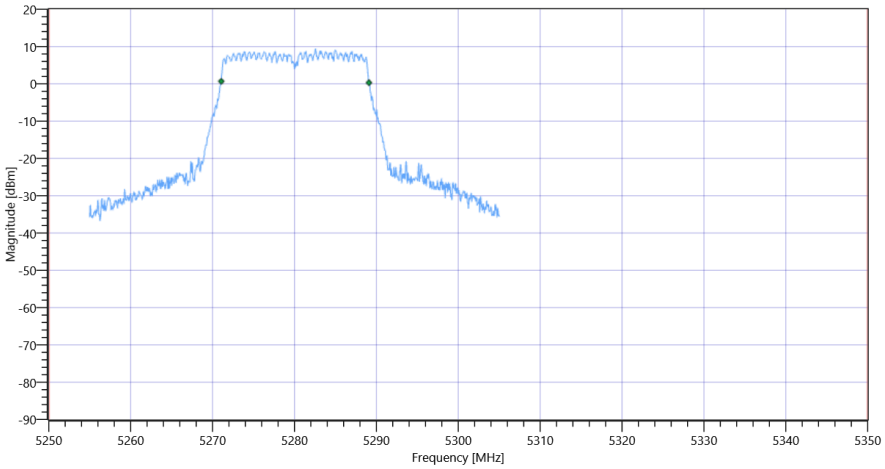

FCC 15.407, ISED RSS247 # Bandwidths 99PCT and 26dB ~ WLAN5Gx n-HT20 mode U-NII-2A

RESULT					
Test Description	Lower Limit	Upper Limit	Measured	Unit	Verdict
Bandwidth 26dB	---	---	21.7	MHz	INFO
T1 26dB	5250.000000	---	5269.2000	MHz	PASS since U-NII-1 is supported
T2 26dB	---	5350.000000	5290.9000	MHz	PASS

Plot: Bandwidth only

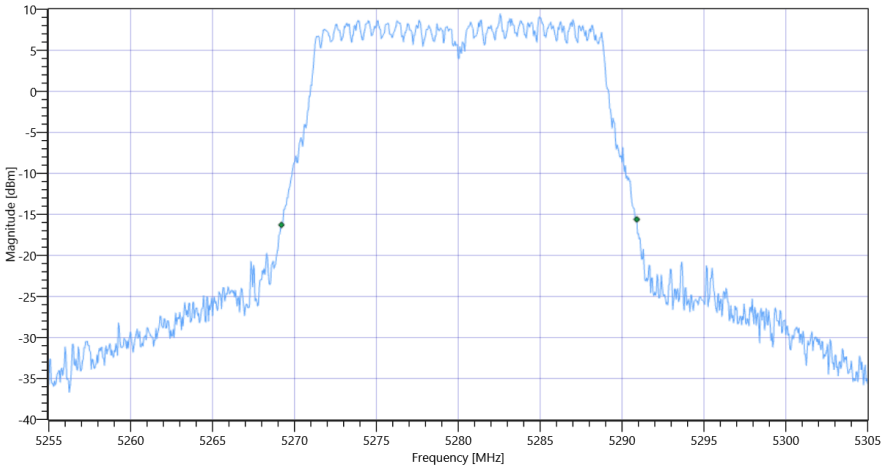

FCC 15.407, ISED RSS247 # Bandwidths 99PCT and 26dB ~ WLAN5Gx n-HT20 mode U-NII-2A 26dB

Plot: Bandwidth within Band

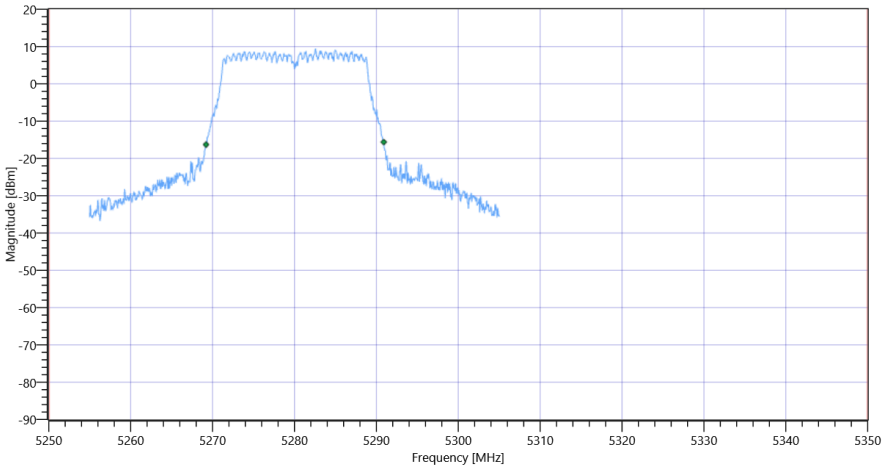

FCC 15.407, ISED RSS247 # Bandwidths 99PCT and 26dB ~ WLAN5Gx n-HT20 mode U-NII-2A

General verdict	PASS

FCC 15.407, ISED RSS247 # Bandwidths 99PCT and 26dB ~ WLAN5Gx n-HT20 mode U-NII-2A

Test References	
TC Start	20.07.2022 10:07:06
Ambit Temp [°C] | Humidity [rel%]	26.6 | 42
System Version	3.3.0.0
Test Specification	FCC 15.407, ISED RSS247 -
Test Method	26dB Bandwidth KDB789033 D02, C.1 / ISED RSS-GEN
TC Version	0.0.1
My Description	FCC 15.407 Bandwidths - WLAN5Gx n-HT20 mode U-NII-2A
Add. Information	

EUT Common Settings WLAN5Gx	
Number of Antenna Ports	2
User Interaction	No
Device Class UNII_1	Client

Test Parameter	
Technology to test	WLAN5Gx n-HT20 mode
Antenna Port used	1
Temperature	nom
Voltage	nom
Frequency low to test	False | Freq [MHz] 5260
Frequency mid to test	False | Freq [MHz] 5280
Frequency high to test	True | Freq [MHz] 5320
Auto Control enabled Power Supply | Climatic Box	No | No
Additional Path Loss [dB]	1.4
Switched Path	EUT - SignalingUnit - SpectrumAnalyzer

Test Equipment
Signal analyzer,Rohde&Schwarz,FSV-40,1307.9002K40/101042,3.70
Switch matrix,CTCadvanced,SPM-4 NI DAQ,28016133,NI

Test at TX 5320 MHz

RESULT: Reference Power cond.					
Test Description	Lower Limit	Upper Limit	Measured	Unit	Verdict
Ref. Power 1MHz/1MHz cond.	---	---	13.42	dBm	INFO
Ref. Frequency	---	---	5321.200	MHz	INFO

READ SA SETTINGS:	
RefLevel [dBm] | RefLevelOffset [dB] | InpAtt [dB]	21.42 | 18.41 | 20
Start [MHz] | Stop [MHz]	5295.000 | 5345.000
RBW [MHz] | VBW [MHz]	0.300000 | 1.000000
Detector | TraceMode	POS | MAXH
Sweep: Time [ms] | Count | Points per Section | Type	1 | 2500 | 1001 | SWE

RESULT					
Test Description	Lower Limit	Upper Limit	Measured	Unit	Verdict
Bandwidth 99%	---	---	18.082	MHz	INFO
T1 99%	5250.000000	---	5311.0090	MHz	PASS since U-NII-1 is supported
T2 99%	---	5350.000000	5329.0909	MHz	PASS

Plot: Bandwidth only

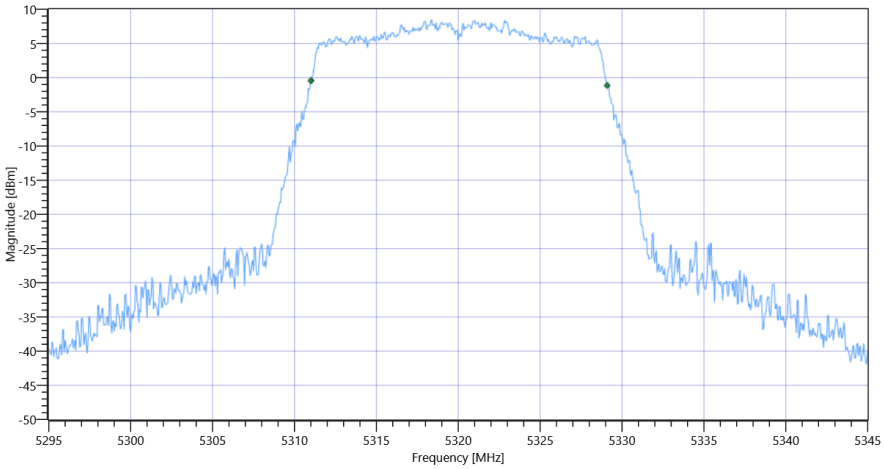

FCC 15.407, ISED RSS247 # Bandwidths 99PCT and 26dB ~ WLAN5Gx n-HT20 mode U-NII-2A 99PCT

Plot: Bandwidth within Band

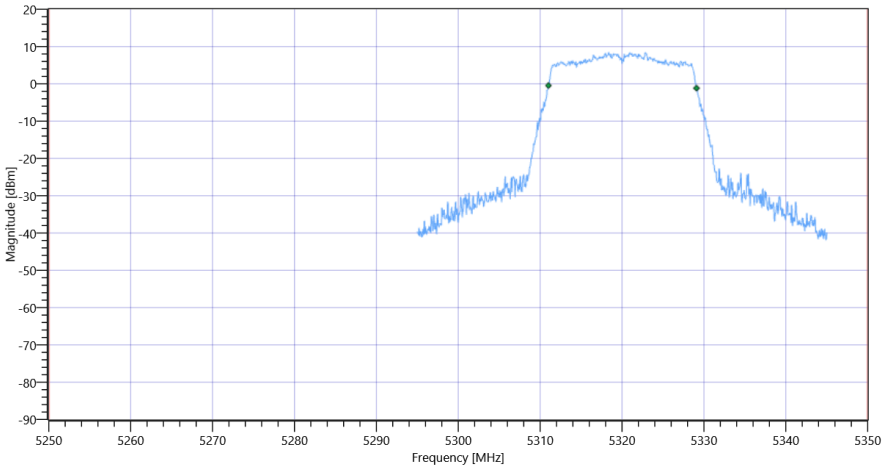

FCC 15.407, ISED RSS247 # Bandwidths 99PCT and 26dB ~ WLAN5Gx n-HT20 mode U-NII-2A

RESULT					
Test Description	Lower Limit	Upper Limit	Measured	Unit	Verdict
Bandwidth 26dB	---	---	21.8	MHz	INFO
T1 26dB	5250.000000	---	5309.2000	MHz	PASS since U-NII-1 is supported
T2 26dB	---	5350.000000	5331.0000	MHz	PASS

Plot: Bandwidth only

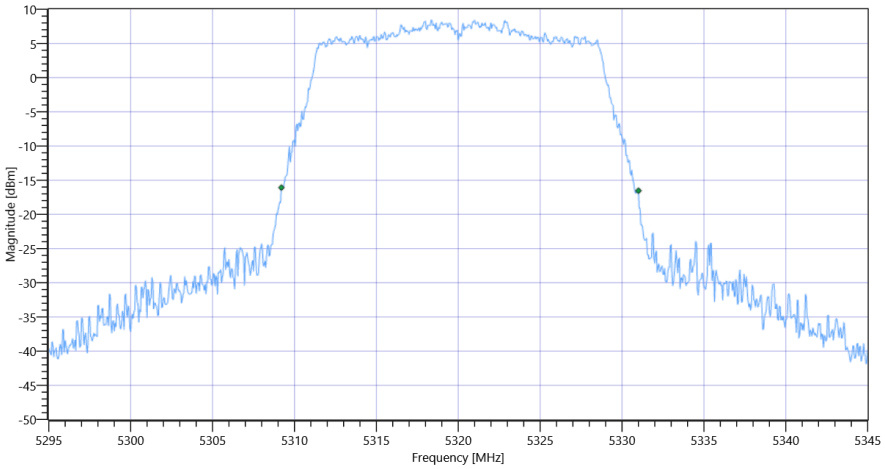

FCC 15.407, ISED RSS247 # Bandwidths 99PCT and 26dB ~ WLAN5Gx n-HT20 mode U-NII-2A 26dB

Plot: Bandwidth within Band

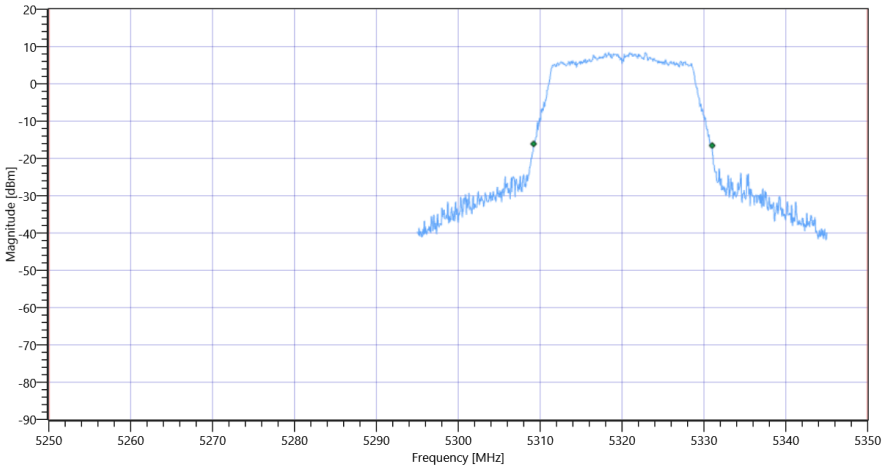

FCC 15.407, ISED RSS247 # Bandwidths 99PCT and 26dB ~ WLAN5Gx n-HT20 mode U-NII-2A

General verdict	PASS

FCC 15.407, ISED RSS247 # Bandwidths 99PCT and 26dB ~ WLAN5Gx n-HT20 mode U-NII-2A

Test References	
TC Start	20.07.2022 10:12:13
Ambit Temp [°C] | Humidity [rel%]	26.7 | 42
System Version	3.3.0.0
Test Specification	FCC 15.407, ISED RSS247 -
Test Method	26dB Bandwidth KDB789033 D02, C.1 / ISED RSS-GEN
TC Version	0.0.1
My Description	FCC 15.407 Bandwidths - WLAN5Gx n-HT20 mode U-NII-2A
Add. Information	

EUT Common Settings WLAN5Gx	
Number of Antenna Ports	2
User Interaction	No
Device Class UNII_1	Client

Test Parameter	
Technology to test	WLAN5Gx n-HT20 mode
Antenna Port used	2
Temperature	nom
Voltage	nom
Frequency low to test	False | Freq [MHz] 5260
Frequency mid to test	False | Freq [MHz] 5280
Frequency high to test	True | Freq [MHz] 5320
Auto Control enabled Power Supply | Climatic Box	No | No
Additional Path Loss [dB]	1.4
Switched Path	EUT - SignalingUnit - SpectrumAnalyzer

Test Equipment
Signal analyzer,Rohde&Schwarz,FSV-40,1307.9002K40/101042,3.70
Switch matrix,CTCadvanced,SPM-4 NI DAQ,28016133,NI

Test at TX 5320 MHz

RESULT: Reference Power cond.					
Test Description	Lower Limit	Upper Limit	Measured	Unit	Verdict
Ref. Power 1MHz/1MHz cond.	---	---	14.37	dBm	INFO
Ref. Frequency	---	---	5319.000	MHz	INFO

READ SA SETTINGS:	
RefLevel [dBm] | RefLevelOffset [dB] | InpAtt [dB]	22.37 | 18.41 | 20
Start [MHz] | Stop [MHz]	5295.000 | 5345.000
RBW [MHz] | VBW [MHz]	0.300000 | 1.000000
Detector | TraceMode	POS | MAXH
Sweep: Time [ms] | Count | Points per Section | Type	1 | 2500 | 1001 | SWE

RESULT					
Test Description	Lower Limit	Upper Limit	Measured	Unit	Verdict
Bandwidth 99%	---	---	17.882	MHz	INFO
T1 99%	5250.000000	---	5311.1089	MHz	PASS since U-NII-1 is supported
T2 99%	---	5350.000000	5328.9910	MHz	PASS

Plot: Bandwidth only

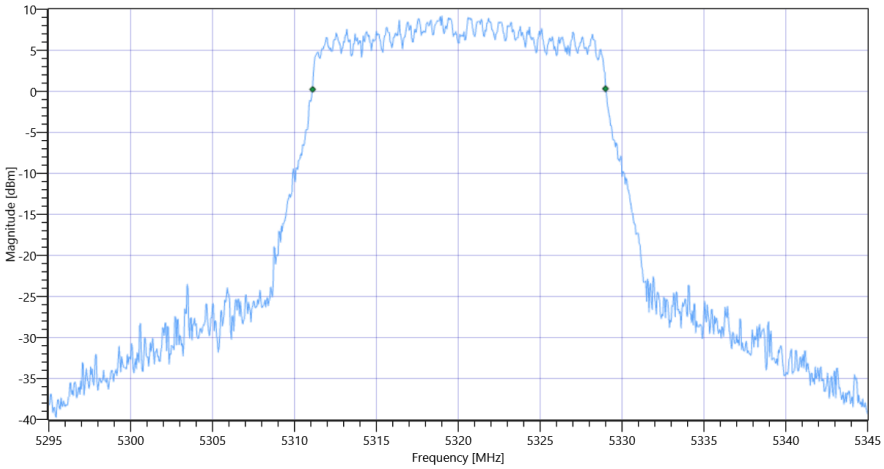

FCC 15.407, ISED RSS247 # Bandwidths 99PCT and 26dB ~ WLAN5Gx n-HT20 mode U-NII-2A 99PCT

Plot: Bandwidth within Band

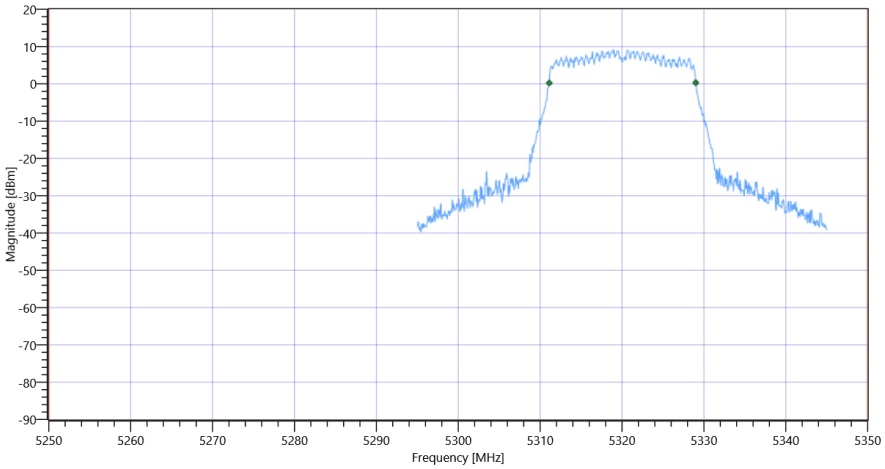

FCC 15.407, ISED RSS247 # Bandwidths 99PCT and 26dB ~ WLAN5Gx n-HT20 mode U-NII-2A

RESULT					
Test Description	Lower Limit	Upper Limit	Measured	Unit	Verdict
Bandwidth 26dB	---	---	21.6	MHz	INFO
T1 26dB	5250.000000	---	5309.2000	MHz	PASS since U-NII-1 is supported
T2 26dB	---	5350.000000	5330.8000	MHz	PASS

Plot: Bandwidth only

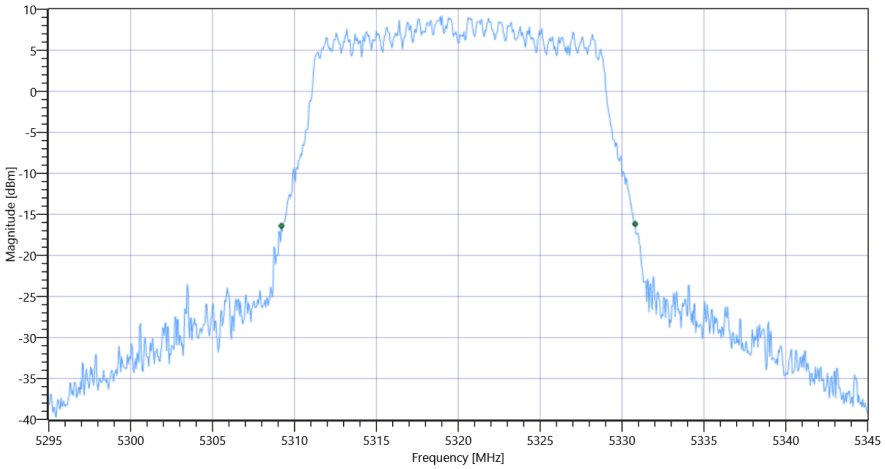

FCC 15.407, ISED RSS247 # Bandwidths 99PCT and 26dB ~ WLAN5Gx n-HT20 mode U-NII-2A 26dB

Plot: Bandwidth within Band

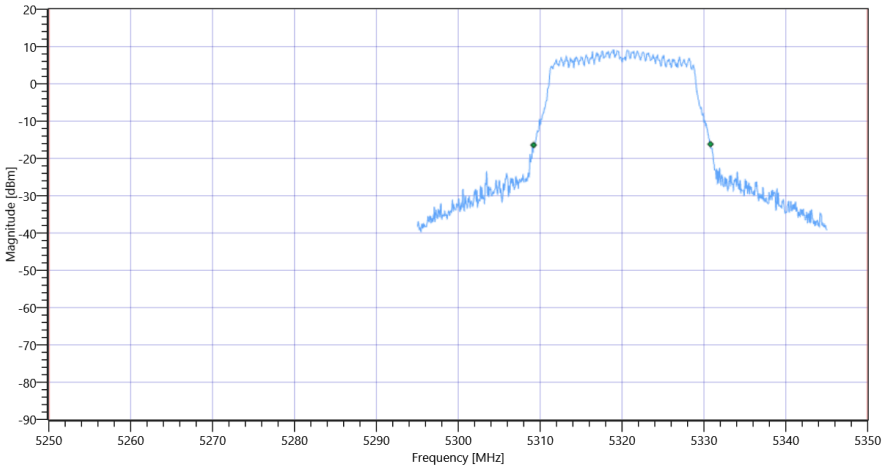

FCC 15.407, ISED RSS247 # Bandwidths 99PCT and 26dB ~ WLAN5Gx n-HT20 mode U-NII-2A

General verdict	PASS

FCC 15.407, ISED RSS247 # Bandwidths 99PCT and 26dB ~ WLAN5Gx n-HT20 mode U-NII-2C

Test References	
TC Start	20.07.2022 10:30:09
Ambit Temp [°C] | Humidity [rel%]	26.8 | 42
System Version	3.3.0.0
Test Specification	FCC 15.407, ISED RSS247 -
Test Method	26dB Bandwidth KDB789033 D02, C.1 / ISED RSS-GEN
TC Version	0.0.1
My Description	FCC 15.407 Bandwidths - WLAN5Gx n-HT20 mode U-NII-2C
Add. Information	

EUT Common Settings WLAN5Gx	
Number of Antenna Ports	2
User Interaction	No
Device Class UNII_1	Client

Test Parameter	
Technology to test	WLAN5Gx n-HT20 mode
Antenna Port used	1
Temperature	nom
Voltage	nom
Frequency low to test	True | Freq [MHz] 5500
Frequency mid to test	False | Freq [MHz] 5600
Frequency high to test	False | Freq [MHz] 5700
Auto Control enabled Power Supply | Climatic Box	No | No
Additional Path Loss [dB]	1.4
Switched Path	EUT - SignalingUnit - SpectrumAnalyzer

Test Equipment
Signal analyzer,Rohde&Schwarz,FSV-40,1307.9002K40/101042,3.70
Switch matrix,CTCadvanced,SPM-4 NI DAQ,28016133,NI

Test at TX 5500 MHz

RESULT: Reference Power cond.					
Test Description	Lower Limit	Upper Limit	Measured	Unit	Verdict
Ref. Power 1MHz/1MHz cond.	---	---	15.43	dBm	INFO
Ref. Frequency	---	---	5501.200	MHz	INFO

READ SA SETTINGS:	
RefLevel [dBm] | RefLevelOffset [dB] | InpAtt [dB]	23.43 | 18.5 | 20
Start [MHz] | Stop [MHz]	5475.000 | 5525.000
RBW [MHz] | VBW [MHz]	0.300000 | 1.000000
Detector | TraceMode	POS | MAXH
Sweep: Time [ms] | Count | Points per Section | Type	1 | 2500 | 1001 | SWE

RESULT					
Test Description	Lower Limit	Upper Limit	Measured	Unit	Verdict
Bandwidth 99%	---	---	18.132	MHz	INFO
T1 99%	5470.000000	---	5490.9590	MHz	PASS since U-NII-3 is supported
T2 99%	---	5725.000000	5509.0909	MHz	

Plot: Bandwidth only

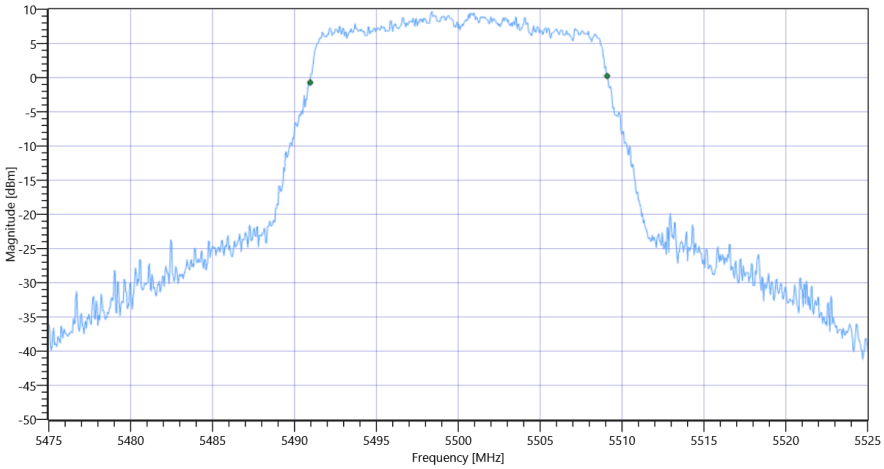

FCC 15.407, ISED RSS247 # Bandwidths 99PCT and 26dB ~ WLAN5Gx n-HT20 mode U-NII-2C 99PCT

Plot: Bandwidth within Band

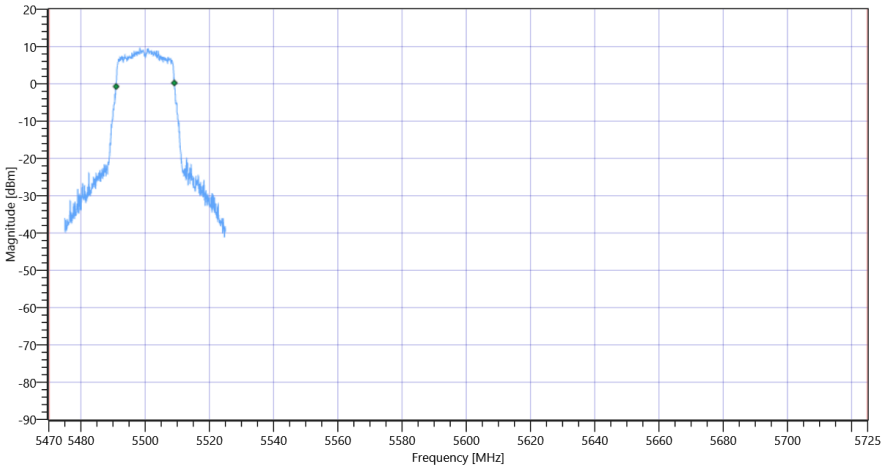

FCC 15.407, ISED RSS247 # Bandwidths 99PCT and 26dB ~ WLAN5Gx n-HT20 mode U-NII-2C

RESULT					
Test Description	Lower Limit	Upper Limit	Measured	Unit	Verdict
Bandwidth 26dB	---	---	21.75	MHz	INFO
T1 26dB	5470.000000	---	5489.0500	MHz	PASS since U-NII-3 is supported
T2 26dB	---	5725.000000	5510.8000	MHz	

Plot: Bandwidth only

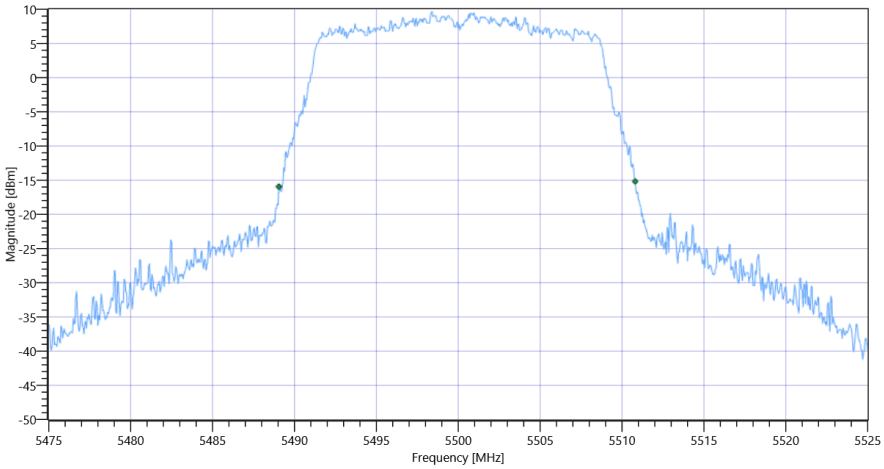

FCC 15.407, ISED RSS247 # Bandwidths 99PCT and 26dB ~ WLAN5Gx n-HT20 mode U-NII-2C 26dB

Plot: Bandwidth within Band

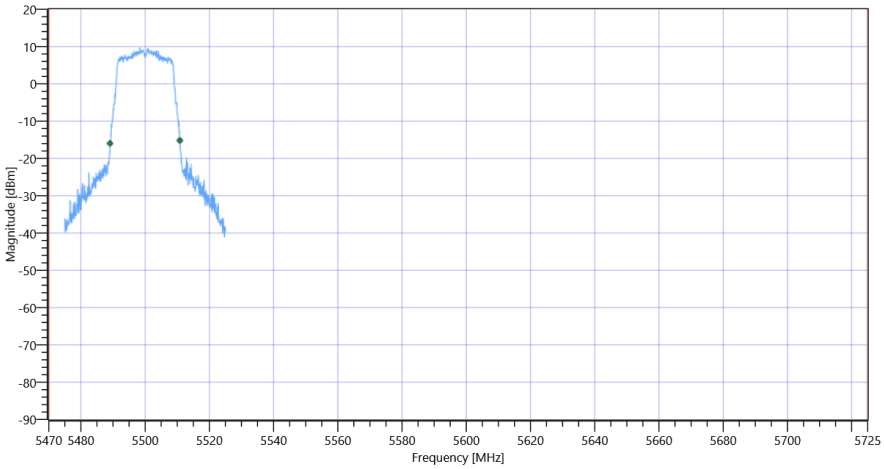

FCC 15.407, ISED RSS247 # Bandwidths 99PCT and 26dB ~ WLAN5Gx n-HT20 mode U-NII-2C

General verdict	PASS

FCC 15.407, ISED RSS247 # Bandwidths 99PCT and 26dB ~ WLAN5Gx n-HT20 mode U-NII-2C

Test References	
TC Start	20.07.2022 10:35:25
Ambit Temp [°C] | Humidity [rel%]	26.9 | 42
System Version	3.3.0.0
Test Specification	FCC 15.407, ISED RSS247 -
Test Method	26dB Bandwidth KDB789033 D02, C.1 / ISED RSS-GEN
TC Version	0.0.1
My Description	FCC 15.407 Bandwidths - WLAN5Gx n-HT20 mode U-NII-2C
Add. Information	

EUT Common Settings WLAN5Gx	
Number of Antenna Ports	2
User Interaction	No
Device Class UNII_1	Client

Test Parameter	
Technology to test	WLAN5Gx n-HT20 mode
Antenna Port used	2
Temperature	nom
Voltage	nom
Frequency low to test	True | Freq [MHz] 5500
Frequency mid to test	False | Freq [MHz] 5600
Frequency high to test	False | Freq [MHz] 5700
Auto Control enabled Power Supply | Climatic Box	No | No
Additional Path Loss [dB]	1.4
Switched Path	EUT - SignalingUnit - SpectrumAnalyzer

Test Equipment
Signal analyzer,Rohde&Schwarz,FSV-40,1307.9002K40/101042,3.70
Switch matrix,CTCadvanced,SPM-4 NI DAQ,28016133,NI

Test at TX 5500 MHz

RESULT: Reference Power cond.					
Test Description	Lower Limit	Upper Limit	Measured	Unit	Verdict
Ref. Power 1MHz/1MHz cond.	---	---	16.08	dBm	INFO
Ref. Frequency	---	---	5501.000	MHz	INFO

READ SA SETTINGS:	
RefLevel [dBm] | RefLevelOffset [dB] | InpAtt [dB]	24.08 | 18.5 | 25
Start [MHz] | Stop [MHz]	5475.000 | 5525.000
RBW [MHz] | VBW [MHz]	0.300000 | 1.000000
Detector | TraceMode	POS | MAXH
Sweep: Time [ms] | Count | Points per Section | Type	1 | 2500 | 1001 | SWE

RESULT					
Test Description	Lower Limit	Upper Limit	Measured	Unit	Verdict
Bandwidth 99%	---	---	17.932	MHz	INFO
T1 99%	5470.000000	---	5491.0589	MHz	PASS since U-NII-3 is supported
T2 99%	---	5725.000000	5508.9910	MHz	

Plot: Bandwidth only

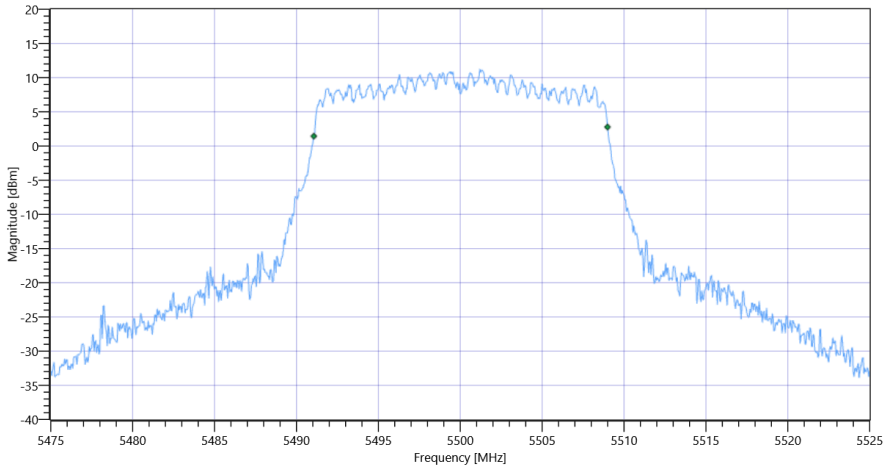

FCC 15.407, ISED RSS247 # Bandwidths 99PCT and 26dB ~ WLAN5Gx n-HT20 mode U-NII-2C 99PCT

Plot: Bandwidth within Band

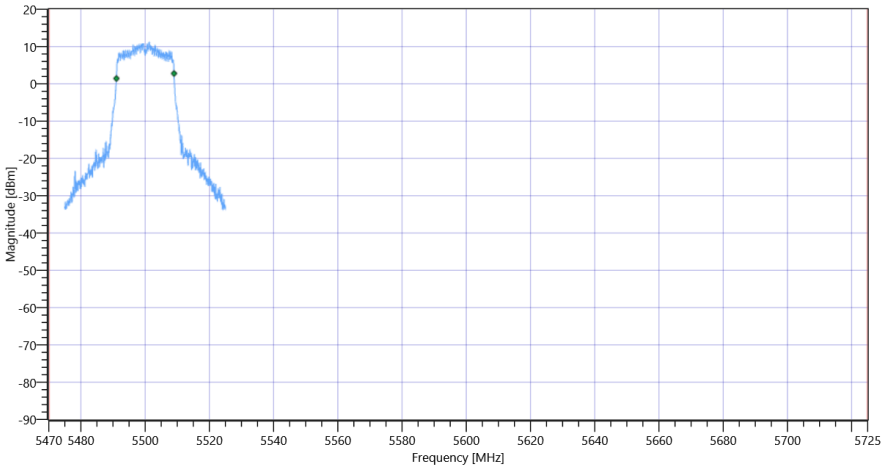

FCC 15.407, ISED RSS247 # Bandwidths 99PCT and 26dB ~ WLAN5Gx n-HT20 mode U-NII-2C

RESULT					
Test Description	Lower Limit	Upper Limit	Measured	Unit	Verdict
Bandwidth 26dB	---	---	22.15	MHz	INFO
T1 26dB	5470.000000	---	5489.2500	MHz	PASS since U-NII-3 is supported
T2 26dB	---	5725.000000	5511.4000	MHz	

Plot: Bandwidth only

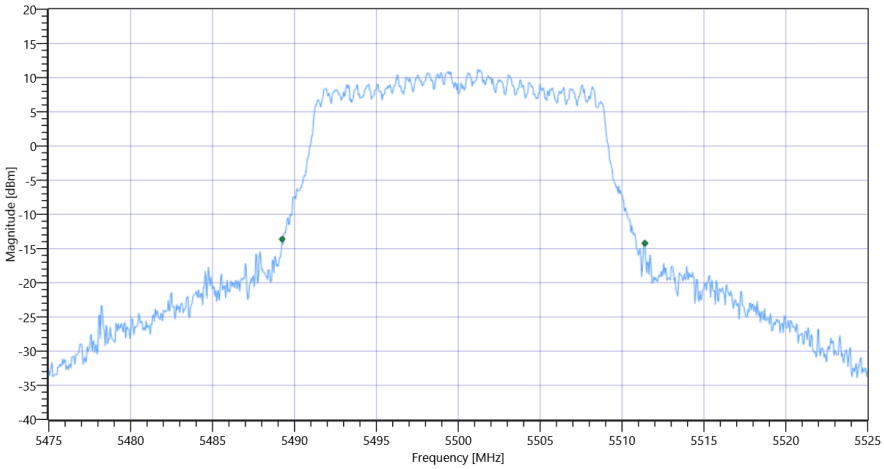

FCC 15.407, ISED RSS247 # Bandwidths 99PCT and 26dB ~ WLAN5Gx n-HT20 mode U-NII-2C 26dB

Plot: Bandwidth within Band

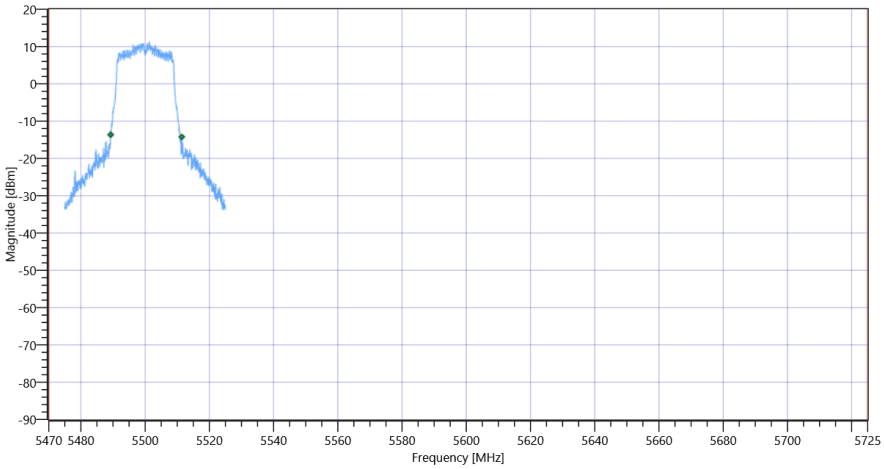

FCC 15.407, ISED RSS247 # Bandwidths 99PCT and 26dB ~ WLAN5Gx n-HT20 mode U-NII-2C

General verdict	PASS

FCC 15.407, ISED RSS247 # Bandwidths 99PCT and 26dB ~ WLAN5Gx n-HT20 mode U-NII-2C

Test References	
TC Start	20.07.2022 10:41:15
Ambit Temp [°C] | Humidity [rel%]	26.9 | 42
System Version	3.3.0.0
Test Specification	FCC 15.407, ISED RSS247 -
Test Method	26dB Bandwidth KDB789033 D02, C.1 / ISED RSS-GEN
TC Version	0.0.1
My Description	FCC 15.407 Bandwidths - WLAN5Gx n-HT20 mode U-NII-2C
Add. Information	

EUT Common Settings WLAN5Gx	
Number of Antenna Ports	2
User Interaction	No
Device Class UNII_1	Client

Test Parameter	
Technology to test	WLAN5Gx n-HT20 mode
Antenna Port used	1
Temperature	nom
Voltage	nom
Frequency low to test	False | Freq [MHz] 5500
Frequency mid to test	True | Freq [MHz] 5600
Frequency high to test	False | Freq [MHz] 5700
Auto Control enabled Power Supply | Climatic Box	No | No
Additional Path Loss [dB]	1.4
Switched Path	EUT - SignalingUnit - SpectrumAnalyzer

Test Equipment
Signal analyzer,Rohde&Schwarz,FSV-40,1307.9002K40/101042,3.70
Switch matrix,CTCadvanced,SPM-4 NI DAQ,28016133,NI

Test at TX 5600 MHz

RESULT: Reference Power cond.					
Test Description	Lower Limit	Upper Limit	Measured	Unit	Verdict
Ref. Power 1MHz/1MHz cond.	---	---	14.01	dBm	INFO
Ref. Frequency	---	---	5604.400	MHz	INFO

READ SA SETTINGS:	
RefLevel [dBm] | RefLevelOffset [dB] | InpAtt [dB]	22.01 | 19.06 | 20
Start [MHz] | Stop [MHz]	5575.000 | 5625.000
RBW [MHz] | VBW [MHz]	0.300000 | 1.000000
Detector | TraceMode	POS | MAXH
Sweep: Time [ms] | Count | Points per Section | Type	1 | 2500 | 1001 | SWE

RESULT					
Test Description	Lower Limit	Upper Limit	Measured	Unit	Verdict
Bandwidth 99%	---	---	18.232	MHz	INFO
T1 99%	5470.000000	---	5590.9590	MHz	PASS since U-NII-3 is supported
T2 99%	---	5725.000000	5609.1908	MHz	

Plot: Bandwidth only

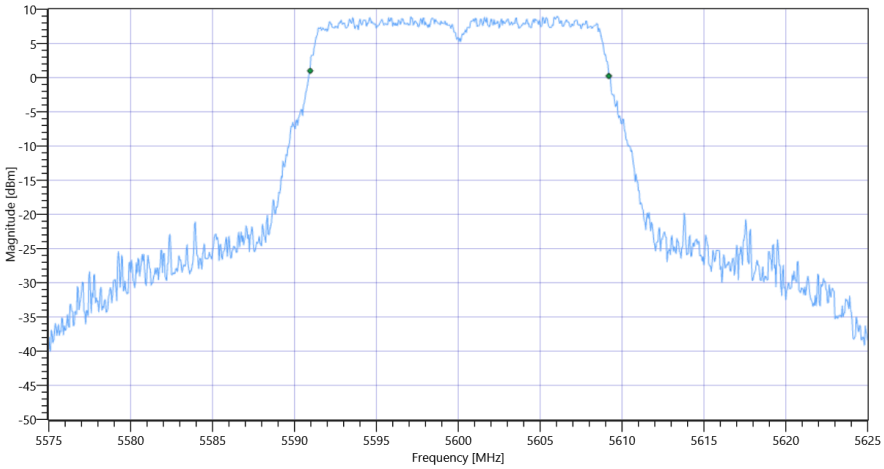

FCC 15.407, ISED RSS247 # Bandwidths 99PCT and 26dB ~ WLAN5Gx n-HT20 mode U-NII-2C 99PCT

Plot: Bandwidth within Band

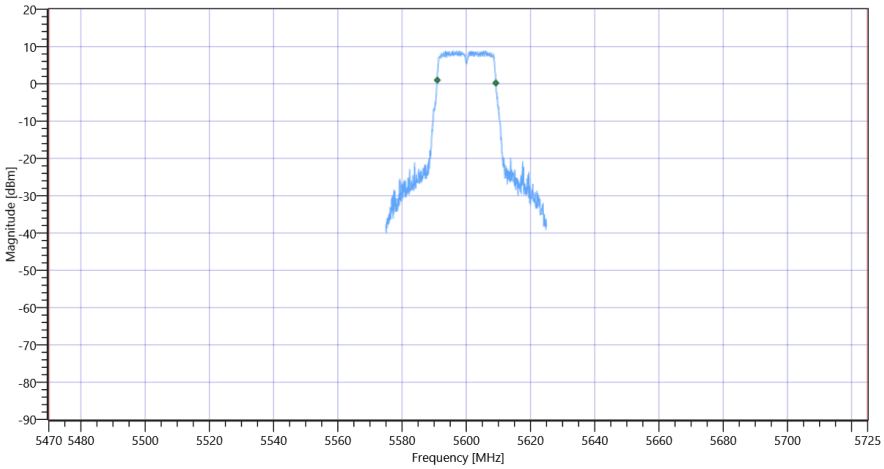

FCC 15.407, ISED RSS247 # Bandwidths 99PCT and 26dB ~ WLAN5Gx n-HT20 mode U-NII-2C

RESULT					
Test Description	Lower Limit	Upper Limit	Measured	Unit	Verdict
Bandwidth 26dB	---	---	22	MHz	INFO
T1 26dB	5470.000000	---	5589.0500	MHz	PASS since U-NII-3 is supported
T2 26dB	---	5725.000000	5611.0500	MHz	

Plot: Bandwidth only

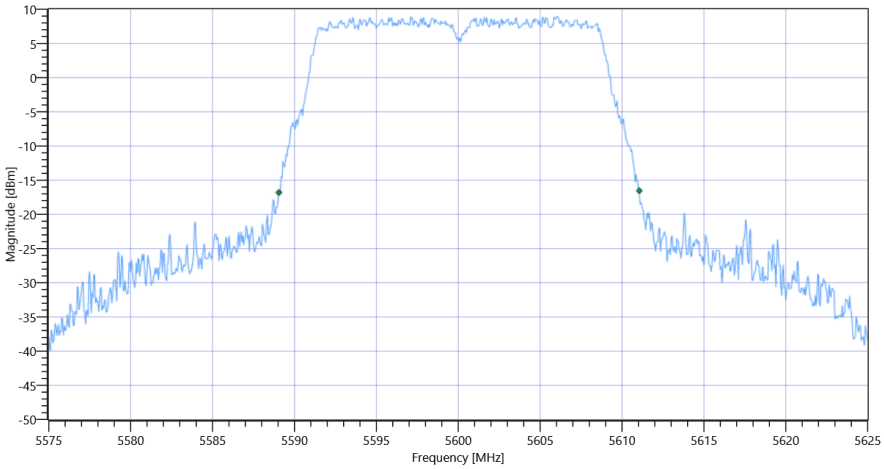

FCC 15.407, ISED RSS247 # Bandwidths 99PCT and 26dB ~ WLAN5Gx n-HT20 mode U-NII-2C 26dB

Plot: Bandwidth within Band

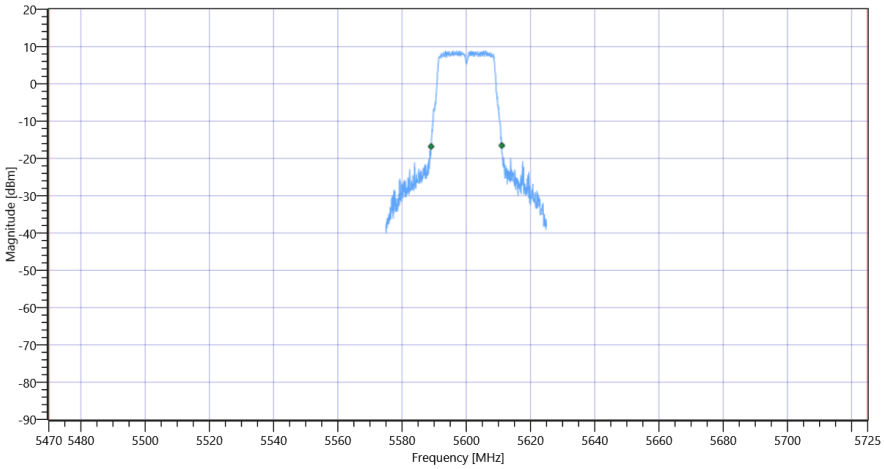

FCC 15.407, ISED RSS247 # Bandwidths 99PCT and 26dB ~ WLAN5Gx n-HT20 mode U-NII-2C

General verdict	PASS

FCC 15.407, ISED RSS247 # Bandwidths 99PCT and 26dB ~ WLAN5Gx n-HT20 mode U-NII-2C

Test References	
TC Start	20.07.2022 10:48:50
Ambit Temp [°C] | Humidity [rel%]	26.9 | 42
System Version	3.3.0.0
Test Specification	FCC 15.407, ISED RSS247 -
Test Method	26dB Bandwidth KDB789033 D02, C.1 / ISED RSS-GEN
TC Version	0.0.1
My Description	FCC 15.407 Bandwidths - WLAN5Gx n-HT20 mode U-NII-2C
Add. Information	

EUT Common Settings WLAN5Gx	
Number of Antenna Ports	2
User Interaction	No
Device Class UNII_1	Client

Test Parameter	
Technology to test	WLAN5Gx n-HT20 mode
Antenna Port used	2
Temperature	nom
Voltage	nom
Frequency low to test	False | Freq [MHz] 5500
Frequency mid to test	True | Freq [MHz] 5600
Frequency high to test	False | Freq [MHz] 5700
Auto Control enabled Power Supply | Climatic Box	No | No
Additional Path Loss [dB]	1.4
Switched Path	EUT - SignalingUnit - SpectrumAnalyzer

Test Equipment
Signal analyzer,Rohde&Schwarz,FSV-40,1307.9002K40/101042,3.70
Switch matrix,CTCadvanced,SPM-4 NI DAQ,28016133,NI

Test at TX 5600 MHz

RESULT: Reference Power cond.					
Test Description	Lower Limit	Upper Limit	Measured	Unit	Verdict
Ref. Power 1MHz/1MHz cond.	---	---	14.75	dBm	INFO
Ref. Frequency	---	---	5602.200	MHz	INFO

READ SA SETTINGS:	
RefLevel [dBm] | RefLevelOffset [dB] | InpAtt [dB]	22.75 | 19.06 | 20
Start [MHz] | Stop [MHz]	5575.000 | 5625.000
RBW [MHz] | VBW [MHz]	0.300000 | 1.000000
Detector | TraceMode	POS | MAXH
Sweep: Time [ms] | Count | Points per Section | Type	1 | 2500 | 1001 | SWE

RESULT					
Test Description	Lower Limit	Upper Limit	Measured	Unit	Verdict
Bandwidth 99%	---	---	18.082	MHz	INFO
T1 99%	5470.000000	---	5591.0090	MHz	PASS since U-NII-3 is supported
T2 99%	---	5725.000000	5609.0909	MHz	

Plot: Bandwidth only

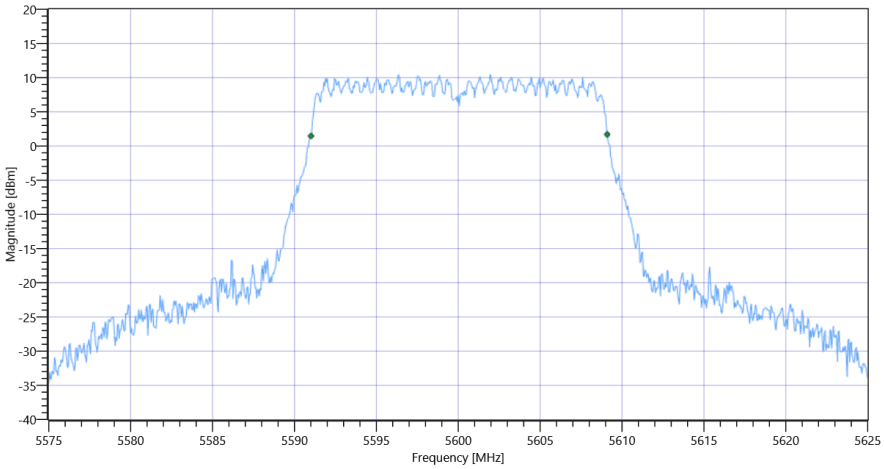

FCC 15.407, ISED RSS247 # Bandwidths 99PCT and 26dB ~ WLAN5Gx n-HT20 mode U-NII-2C 99PCT

Plot: Bandwidth within Band

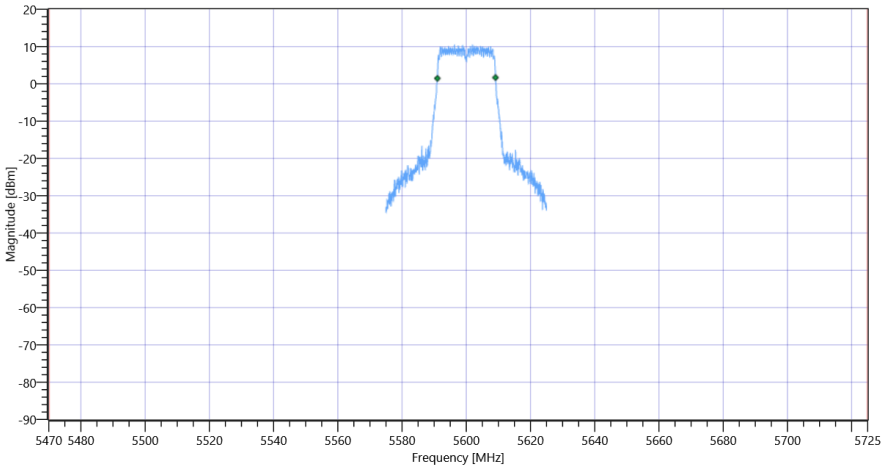

FCC 15.407, ISED RSS247 # Bandwidths 99PCT and 26dB ~ WLAN5Gx n-HT20 mode U-NII-2C

RESULT					
Test Description	Lower Limit	Upper Limit	Measured	Unit	Verdict
Bandwidth 26dB	---	---	22.3	MHz	INFO
T1 26dB	5470.000000	---	5588.9500	MHz	PASS since U-NII-3 is supported
T2 26dB	---	5725.000000	5611.2500	MHz	

Plot: Bandwidth only

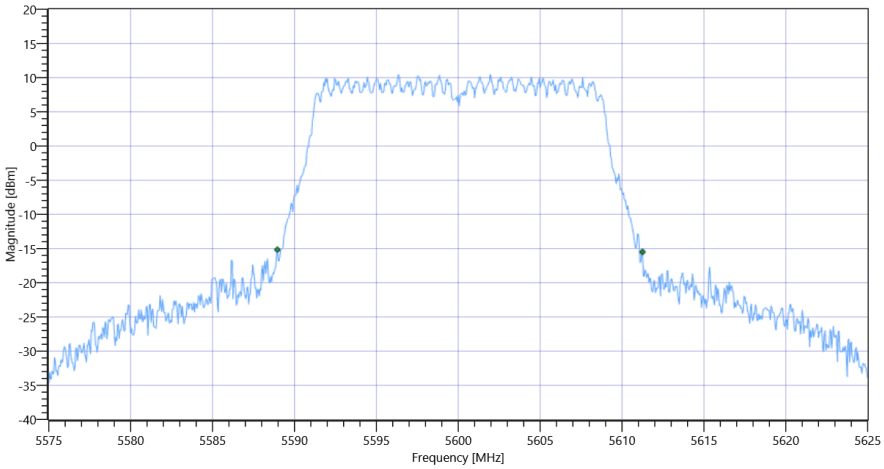

FCC 15.407, ISED RSS247 # Bandwidths 99PCT and 26dB ~ WLAN5Gx n-HT20 mode U-NII-2C 26dB

Plot: Bandwidth within Band

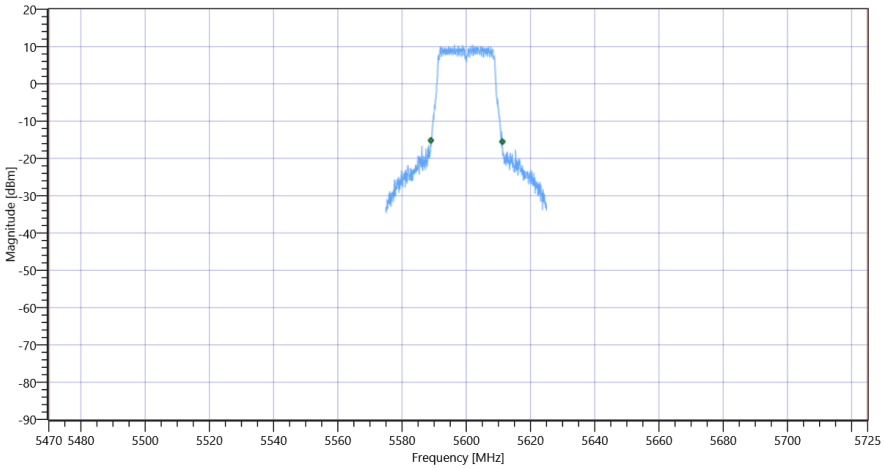

FCC 15.407, ISED RSS247 # Bandwidths 99PCT and 26dB ~ WLAN5Gx n-HT20 mode U-NII-2C

General verdict	PASS

FCC 15.407, ISED RSS247 # Bandwidths 99PCT and 26dB ~ WLAN5Gx n-HT20 mode U-NII-2C

Test References	
TC Start	20.07.2022 10:54:33
Ambit Temp [°C] | Humidity [rel%]	26.8 | 42
System Version	3.3.0.0
Test Specification	FCC 15.407, ISED RSS247 -
Test Method	26dB Bandwidth KDB789033 D02, C.1 / ISED RSS-GEN
TC Version	0.0.1
My Description	FCC 15.407 Bandwidths - WLAN5Gx n-HT20 mode U-NII-2C
Add. Information	

EUT Common Settings WLAN5Gx	
Number of Antenna Ports	2
User Interaction	No
Device Class UNII_1	Client

Test Parameter	
Technology to test	WLAN5Gx n-HT20 mode
Antenna Port used	1
Temperature	nom
Voltage	nom
Frequency low to test	False | Freq [MHz] 5500
Frequency mid to test	False | Freq [MHz] 5600
Frequency high to test	True | Freq [MHz] 5700
Auto Control enabled Power Supply | Climatic Box	No | No
Additional Path Loss [dB]	1.4
Switched Path	EUT - SignalingUnit - SpectrumAnalyzer

Test Equipment
Signal analyzer,Rohde&Schwarz,FSV-40,1307.9002K40/101042,3.70
Switch matrix,CTCadvanced,SPM-4 NI DAQ,28016133,NI

Test at TX 5700 MHz

RESULT: Reference Power cond.					
Test Description	Lower Limit	Upper Limit	Measured	Unit	Verdict
Ref. Power 1MHz/1MHz cond.	---	---	13.29	dBm	INFO
Ref. Frequency	---	---	5696.200	MHz	INFO

READ SA SETTINGS:	
RefLevel [dBm] | RefLevelOffset [dB] | InpAtt [dB]	21.29 | 18.46 | 20
Start [MHz] | Stop [MHz]	5675.000 | 5725.000
RBW [MHz] | VBW [MHz]	0.300000 | 1.000000
Detector | TraceMode	POS | MAXH
Sweep: Time [ms] | Count | Points per Section | Type	1 | 2500 | 1001 | SWE

RESULT					
Test Description	Lower Limit	Upper Limit	Measured	Unit	Verdict
Bandwidth 99%	---	---	18.282	MHz	INFO
T1 99%	5470.000000	---	5690.9091	MHz	PASS since U-NII-3 is supported
T2 99%	---	5725.000000	5709.1908	MHz	

Plot: Bandwidth only

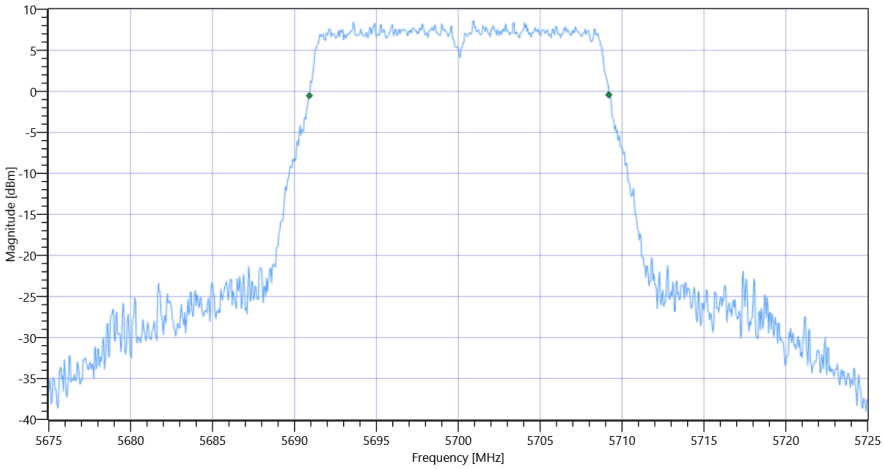

FCC 15.407, ISED RSS247 # Bandwidths 99PCT and 26dB ~ WLAN5Gx n-HT20 mode U-NII-2C 99PCT

Plot: Bandwidth within Band

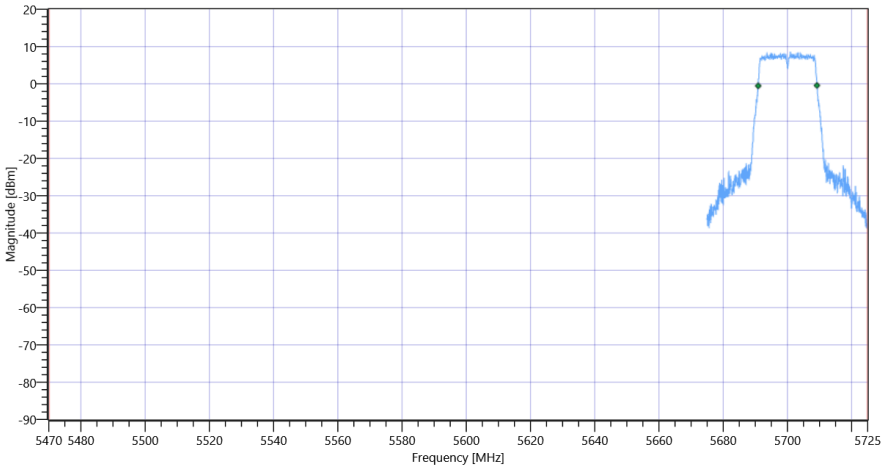

FCC 15.407, ISED RSS247 # Bandwidths 99PCT and 26dB ~ WLAN5Gx n-HT20 mode U-NII-2C

RESULT					
Test Description	Lower Limit	Upper Limit	Measured	Unit	Verdict
Bandwidth 26dB	---	---	22.05	MHz	INFO
T1 26dB	5470.000000	---	5689.0500	MHz	PASS since U-NII-3 is supported
T2 26dB	---	5725.000000	5711.1000	MHz	

Plot: Bandwidth only

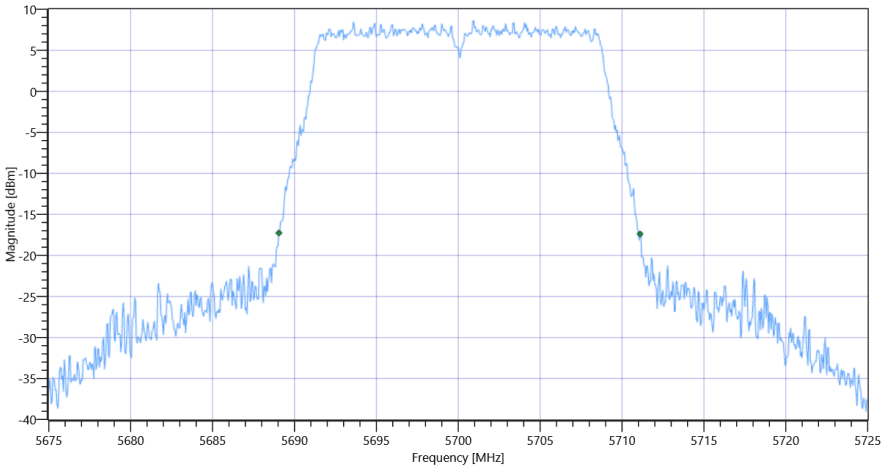

FCC 15.407, ISED RSS247 # Bandwidths 99PCT and 26dB ~ WLAN5Gx n-HT20 mode U-NII-2C 26dB

Plot: Bandwidth within Band

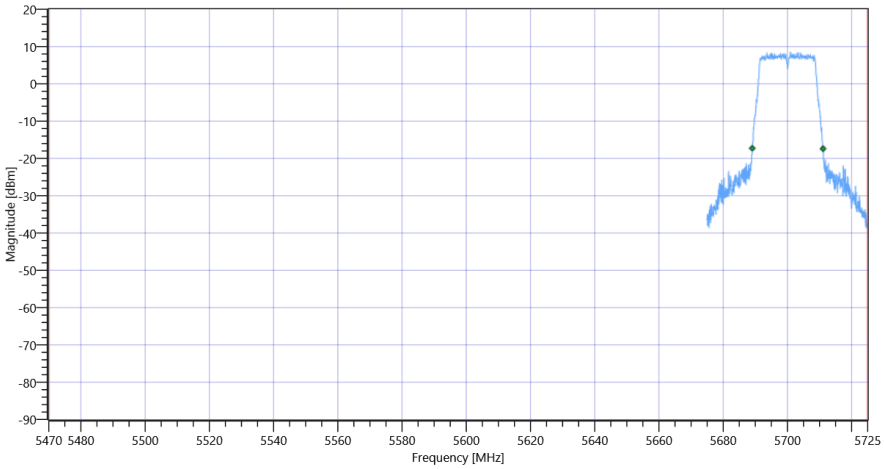

FCC 15.407, ISED RSS247 # Bandwidths 99PCT and 26dB ~ WLAN5Gx n-HT20 mode U-NII-2C

General verdict	PASS

FCC 15.407, ISED RSS247 # Bandwidths 99PCT and 26dB ~ WLAN5Gx n-HT20 mode U-NII-2C

Test References	
TC Start	20.07.2022 10:59:49
Ambit Temp [°C] | Humidity [rel%]	26.9 | 42
System Version	3.3.0.0
Test Specification	FCC 15.407, ISED RSS247 -
Test Method	26dB Bandwidth KDB789033 D02, C.1 / ISED RSS-GEN
TC Version	0.0.1
My Description	FCC 15.407 Bandwidths - WLAN5Gx n-HT20 mode U-NII-2C
Add. Information	

EUT Common Settings WLAN5Gx	
Number of Antenna Ports	2
User Interaction	No
Device Class UNII_1	Client

Test Parameter	
Technology to test	WLAN5Gx n-HT20 mode
Antenna Port used	2
Temperature	nom
Voltage	nom
Frequency low to test	False | Freq [MHz] 5500
Frequency mid to test	False | Freq [MHz] 5600
Frequency high to test	True | Freq [MHz] 5700
Auto Control enabled Power Supply | Climatic Box	No | No
Additional Path Loss [dB]	1.4
Switched Path	EUT - SignalingUnit - SpectrumAnalyzer

Test Equipment
Signal analyzer,Rohde&Schwarz,FSV-40,1307.9002K40/101042,3.70
Switch matrix,CTCadvanced,SPM-4 NI DAQ,28016133,NI

Test at TX 5700 MHz

RESULT: Reference Power cond.					
Test Description	Lower Limit	Upper Limit	Measured	Unit	Verdict
Ref. Power 1MHz/1MHz cond.	---	---	14.69	dBm	INFO
Ref. Frequency	---	---	5694.610	MHz	INFO

READ SA SETTINGS:	
RefLevel [dBm] | RefLevelOffset [dB] | InpAtt [dB]	22.69 | 18.46 | 20
Start [MHz] | Stop [MHz]	5675.000 | 5725.000
RBW [MHz] | VBW [MHz]	0.300000 | 1.000000
Detector | TraceMode	POS | MAXH
Sweep: Time [ms] | Count | Points per Section | Type	1 | 2500 | 1001 | SWE

RESULT					
Test Description	Lower Limit	Upper Limit	Measured	Unit	Verdict
Bandwidth 99%	---	---	18.132	MHz	INFO
T1 99%	5470.000000	---	5691.0090	MHz	PASS since U-NII-3 is supported
T2 99%	---	5725.000000	5709.1409	MHz	

Plot: Bandwidth only

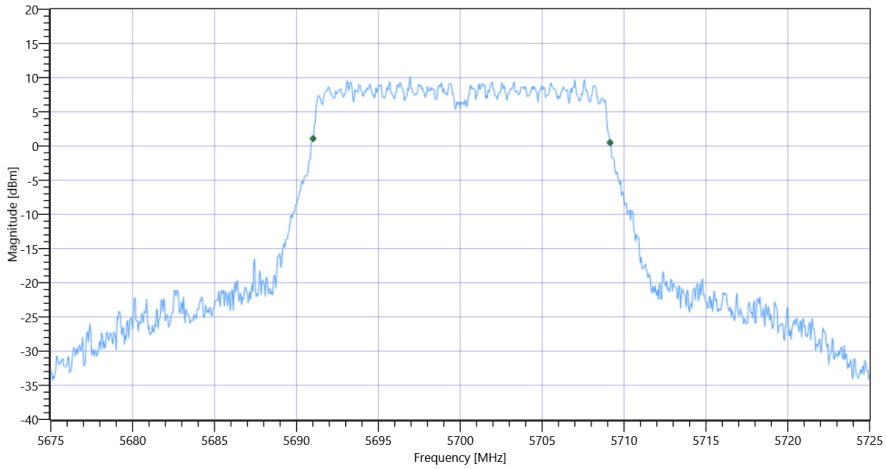

FCC 15.407, ISED RSS247 # Bandwidths 99PCT and 26dB ~ WLAN5Gx n-HT20 mode U-NII-2C 99PCT

Plot: Bandwidth within Band

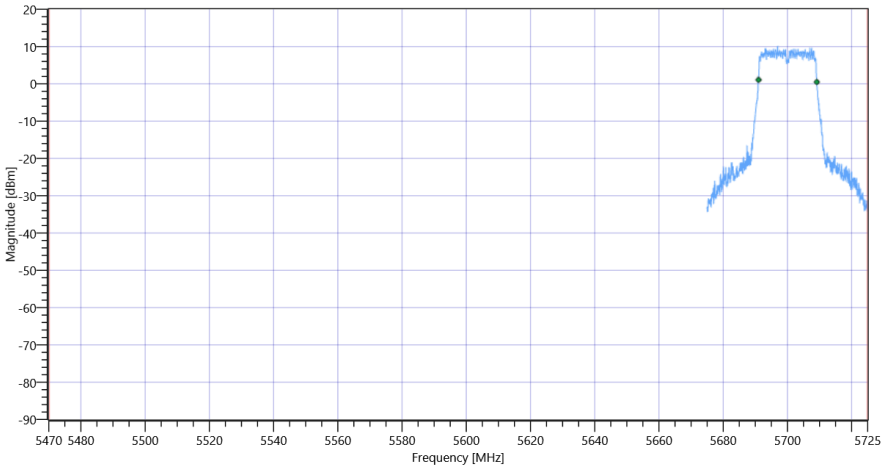

FCC 15.407, ISED RSS247 # Bandwidths 99PCT and 26dB ~ WLAN5Gx n-HT20 mode U-NII-2C

RESULT					
Test Description	Lower Limit	Upper Limit	Measured	Unit	Verdict
Bandwidth 26dB	---	---	21.95	MHz	INFO
T1 26dB	5470.000000	---	5688.9500	MHz	PASS since U-NII-3 is supported
T2 26dB	---	5725.000000	5710.9000	MHz	

Plot: Bandwidth only

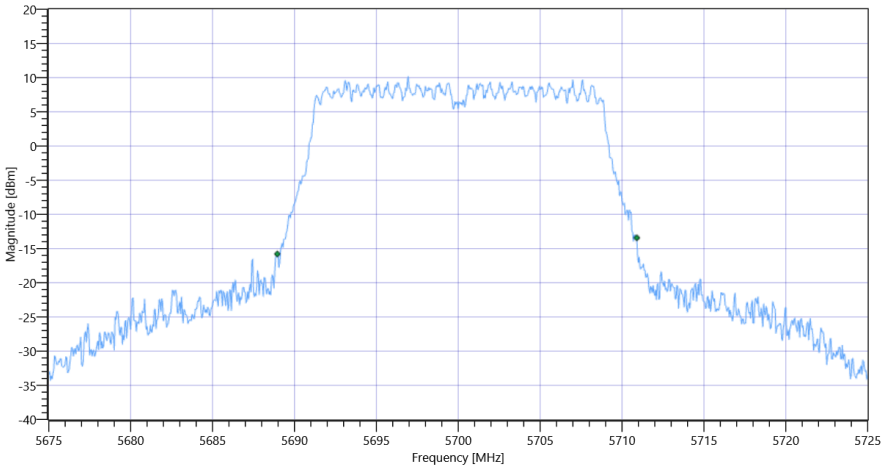

FCC 15.407, ISED RSS247 # Bandwidths 99PCT and 26dB ~ WLAN5Gx n-HT20 mode U-NII-2C 26dB

Plot: Bandwidth within Band

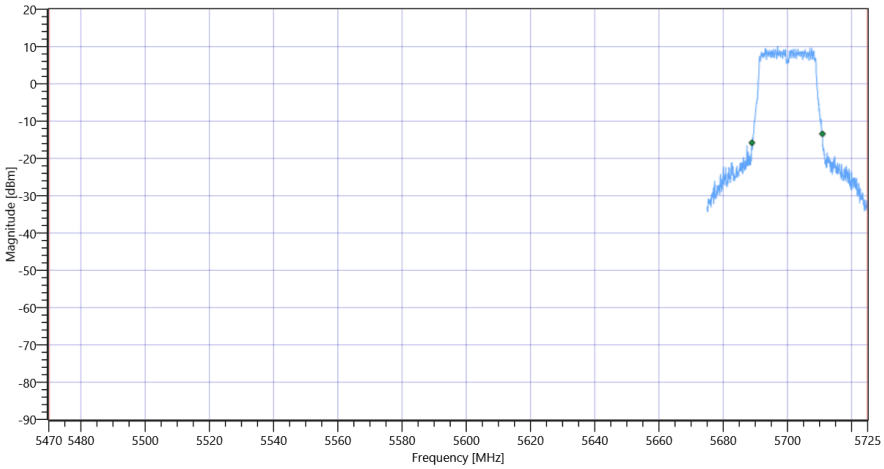

FCC 15.407, ISED RSS247 # Bandwidths 99PCT and 26dB ~ WLAN5Gx n-HT20 mode U-NII-2C

General verdict	PASS

FCC 15.407, ISED RSS247 # Bandwidths 99PCT and 26dB ~ WLAN5Gx n-HT20 mode U-NII-3

Test References	
TC Start	20.07.2022 11:09:22
Ambit Temp [°C] | Humidity [rel%]	26.9 | 42
System Version	3.3.0.0
Test Specification	FCC 15.407, ISED RSS247 -
Test Method	26dB Bandwidth KDB789033 D02, C.1 / ISED RSS-GEN
TC Version	0.0.1
My Description	FCC 15.407 Bandwidths - WLAN5Gx n-HT20 mode U-NII-3
Add. Information	

EUT Common Settings WLAN5Gx	
Number of Antenna Ports	2
User Interaction	No
Device Class UNII_1	Client

Test Parameter	
Technology to test	WLAN5Gx n-HT20 mode
Antenna Port used	1
Temperature	nom
Voltage	nom
Frequency low to test	True | Freq [MHz] 5745
Frequency mid to test	False | Freq [MHz] 5785
Frequency high to test	False | Freq [MHz] 5825
Auto Control enabled Power Supply | Climatic Box	No | No
Additional Path Loss [dB]	1.4
Switched Path	EUT - SignalingUnit - SpectrumAnalyzer

Test Equipment
Signal analyzer,Rohde&Schwarz,FSV-40,1307.9002K40/101042,3.70
Switch matrix,CTCadvanced,SPM-4 NI DAQ,28016133,NI

Test at TX 5745 MHz

RESULT: Reference Power cond.					
Test Description	Lower Limit	Upper Limit	Measured	Unit	Verdict
Ref. Power 1MHz/1MHz cond.	---	---	20.69	dBm	INFO
Ref. Frequency	---	---	5741.400	MHz	INFO

READ SA SETTINGS:	
RefLevel [dBm] | RefLevelOffset [dB] | InpAtt [dB]	28.69 | 18.72 | 25
Start [MHz] | Stop [MHz]	5720.000 | 5770.000
RBW [MHz] | VBW [MHz]	0.300000 | 1.000000
Detector | TraceMode	POS | MAXH
Sweep: Time [ms] | Count | Points per Section | Type	1 | 2500 | 1001 | SWE

RESULT					
Test Description	Lower Limit	Upper Limit	Measured	Unit	Verdict
Bandwidth 99%	---	---	31.119	MHz	INFO
T1 99%	5725.000000	---	5729.3656	MHz	PASS
T2 99%	---	5850.000000	5760.4845	MHz	PASS

Plot: Bandwidth only

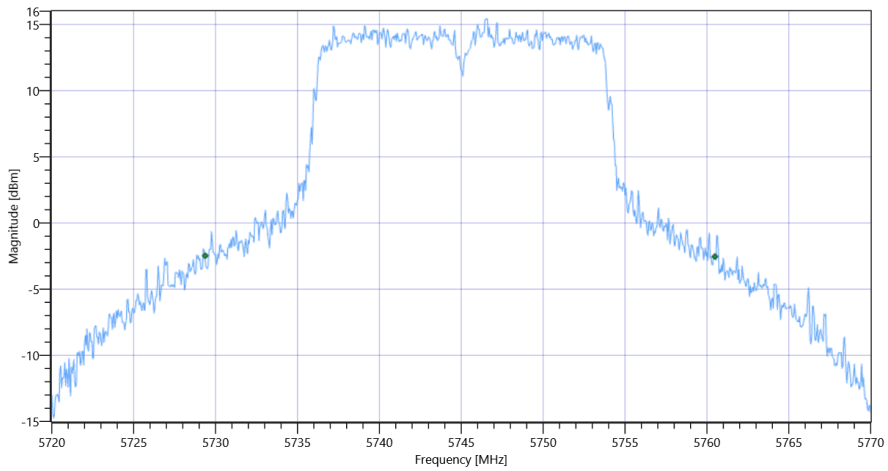

FCC 15.407, ISED RSS247 # Bandwidths 99PCT and 26dB ~ WLAN5Gx n-HT20 mode U-NII-3 99PCT

Plot: Bandwidth within Band

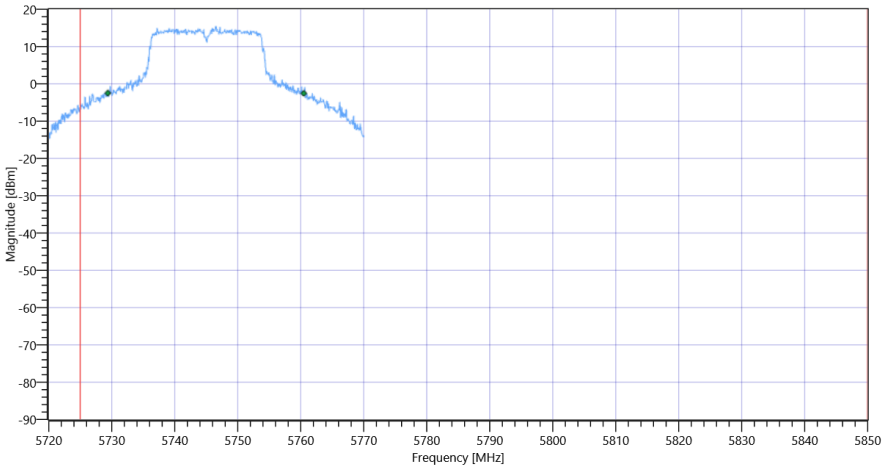

FCC 15.407, ISED RSS247 # Bandwidths 99PCT and 26dB ~ WLAN5Gx n-HT20 mode U-NII-3

RESULT					
Test Description	Lower Limit	Upper Limit	Measured	Unit	Verdict
Bandwidth 26dB	---	---	47.85	MHz	INFO
T1 26dB	5725.000000	---	5720.8000	MHz	DFS required
T2 26dB	---	5850.000000	5768.6500	MHz	PASS

Plot: Bandwidth only

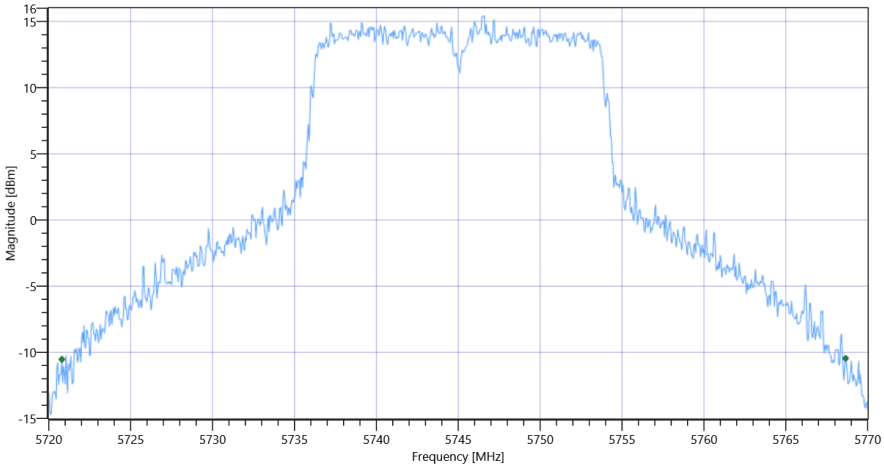

FCC 15.407, ISED RSS247 # Bandwidths 99PCT and 26dB ~ WLAN5Gx n-HT20 mode U-NII-3 26dB

Plot: Bandwidth within Band

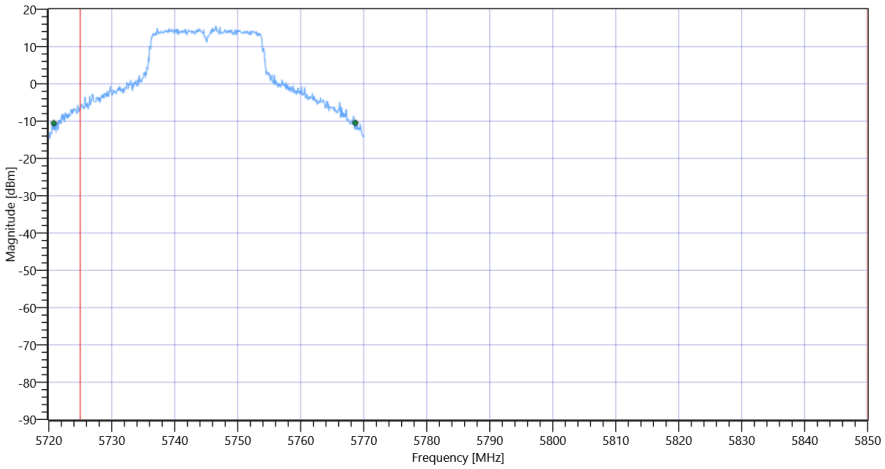

FCC 15.407, ISED RSS247 # Bandwidths 99PCT and 26dB ~ WLAN5Gx n-HT20 mode U-NII-3

General verdict	PASS

FCC 15.407, ISED RSS247 # Bandwidths 99PCT and 26dB ~ WLAN5Gx n-HT20 mode U-NII-3

Test References	
TC Start	20.07.2022 11:17:45
Ambit Temp [°C] | Humidity [rel%]	27.0 | 42
System Version	3.3.0.0
Test Specification	FCC 15.407, ISED RSS247 -
Test Method	26dB Bandwidth KDB789033 D02, C.1 / ISED RSS-GEN
TC Version	0.0.1
My Description	FCC 15.407 Bandwidths - WLAN5Gx n-HT20 mode U-NII-3
Add. Information	

EUT Common Settings WLAN5Gx	
Number of Antenna Ports	2
User Interaction	No
Device Class UNII_1	Client

Test Parameter	
Technology to test	WLAN5Gx n-HT20 mode
Antenna Port used	2
Temperature	nom
Voltage	nom
Frequency low to test	True | Freq [MHz] 5745
Frequency mid to test	False | Freq [MHz] 5785
Frequency high to test	False | Freq [MHz] 5825
Auto Control enabled Power Supply | Climatic Box	No | No
Additional Path Loss [dB]	1.4
Switched Path	EUT - SignalingUnit - SpectrumAnalyzer

Test Equipment
Signal analyzer,Rohde&Schwarz,FSV-40,1307.9002K40/101042,3.70
Switch matrix,CTCadvanced,SPM-4 NI DAQ,28016133,NI

Test at TX 5745 MHz

RESULT: Reference Power cond.					
Test Description	Lower Limit	Upper Limit	Measured	Unit	Verdict
Ref. Power 1MHz/1MHz cond.	---	---	19.15	dBm	INFO
Ref. Frequency	---	---	5740.000	MHz	INFO

READ SA SETTINGS:	
RefLevel [dBm] | RefLevelOffset [dB] | InpAtt [dB]	27.15 | 18.72 | 25
Start [MHz] | Stop [MHz]	5720.000 | 5770.000
RBW [MHz] | VBW [MHz]	0.300000 | 1.000000
Detector | TraceMode	POS | MAXH
Sweep: Time [ms] | Count | Points per Section | Type	1 | 2500 | 1001 | SWE

RESULT					
Test Description	Lower Limit	Upper Limit	Measured	Unit	Verdict
Bandwidth 99%	---	---	29.520	MHz	INFO
T1 99%	5725.000000	---	5730.2647	MHz	PASS
T2 99%	---	5850.000000	5759.7852	MHz	PASS

Plot: Bandwidth only

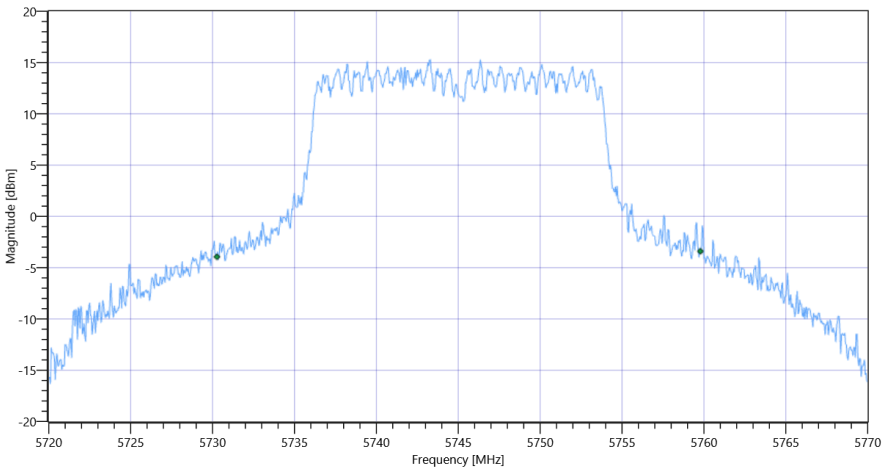

FCC 15.407, ISED RSS247 # Bandwidths 99PCT and 26dB ~ WLAN5Gx n-HT20 mode U-NII-3 99PCT

Plot: Bandwidth within Band

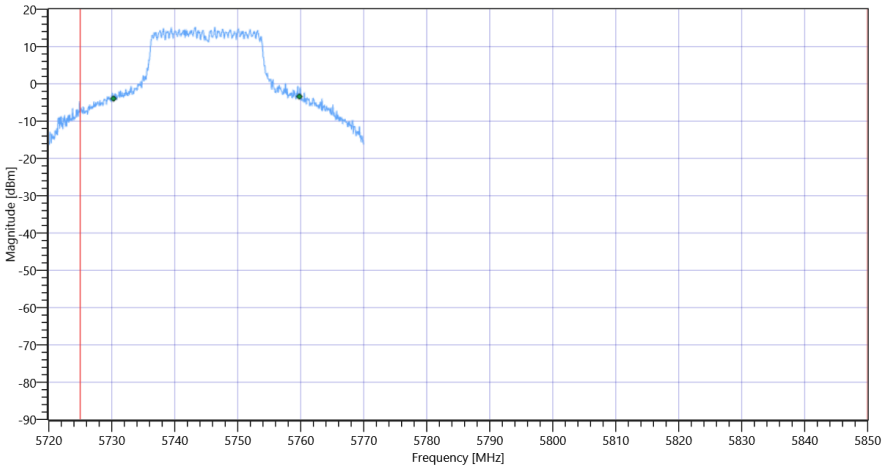

FCC 15.407, ISED RSS247 # Bandwidths 99PCT and 26dB ~ WLAN5Gx n-HT20 mode U-NII-3

RESULT					
Test Description	Lower Limit	Upper Limit	Measured	Unit	Verdict
Bandwidth 26dB	---	---	46.75	MHz	INFO
T1 26dB	5725.000000	---	5721.5000	MHz	DFS required
T2 26dB	---	5850.000000	5768.2500	MHz	PASS

Plot: Bandwidth only

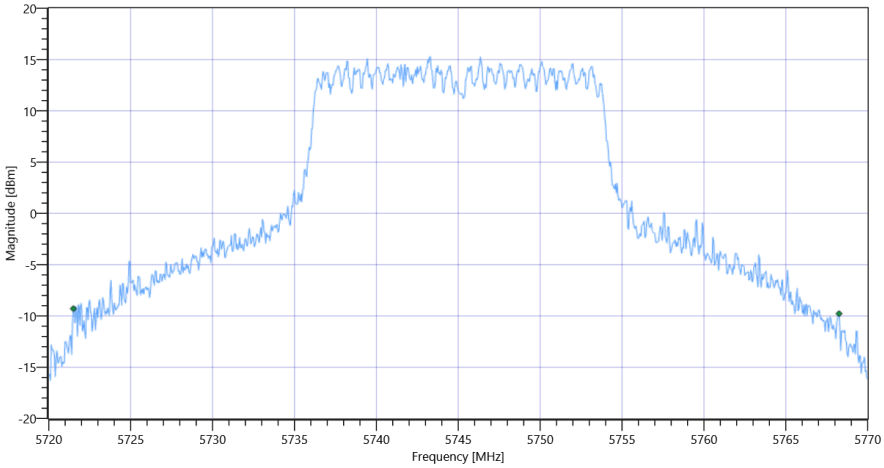

FCC 15.407, ISED RSS247 # Bandwidths 99PCT and 26dB ~ WLAN5Gx n-HT20 mode U-NII-3 26dB

Plot: Bandwidth within Band

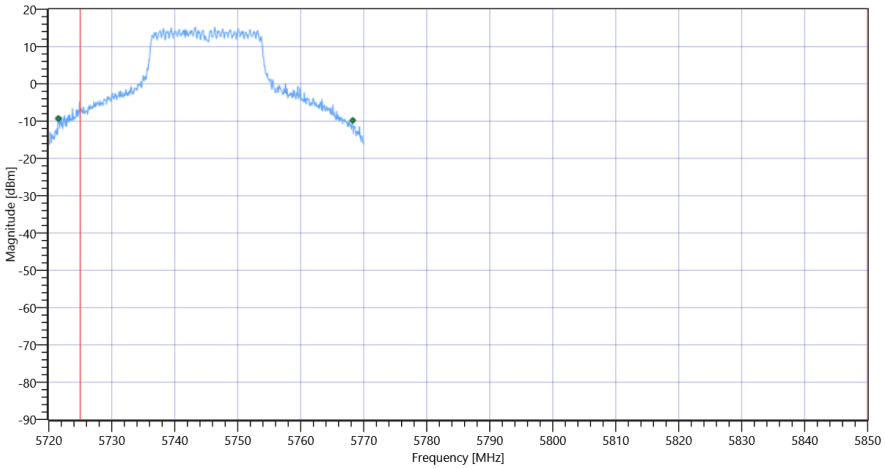

FCC 15.407, ISED RSS247 # Bandwidths 99PCT and 26dB ~ WLAN5Gx n-HT20 mode U-NII-3

General verdict	PASS

FCC 15.407, ISED RSS247 # Bandwidths 99PCT and 26dB ~ WLAN5Gx n-HT20 mode U-NII-3

Test References	
TC Start	20.07.2022 11:29:03
Ambit Temp [°C] | Humidity [rel%]	27.4 | 41
System Version	3.3.0.0
Test Specification	FCC 15.407, ISED RSS247 -
Test Method	26dB Bandwidth KDB789033 D02, C.1 / ISED RSS-GEN
TC Version	0.0.1
My Description	FCC 15.407 Bandwidths - WLAN5Gx n-HT20 mode U-NII-3
Add. Information	

EUT Common Settings WLAN5Gx	
Number of Antenna Ports	2
User Interaction	No
Device Class UNII_1	Client

Test Parameter	
Technology to test	WLAN5Gx n-HT20 mode
Antenna Port used	1
Temperature	nom
Voltage	nom
Frequency low to test	False | Freq [MHz] 5745
Frequency mid to test	True | Freq [MHz] 5785
Frequency high to test	False | Freq [MHz] 5825
Auto Control enabled Power Supply | Climatic Box	No | No
Additional Path Loss [dB]	1.4
Switched Path	EUT - SignalingUnit - SpectrumAnalyzer

Test Equipment
Signal analyzer,Rohde&Schwarz,FSV-40,1307.9002K40/101042,3.70
Switch matrix,CTCadvanced,SPM-4 NI DAQ,28016133,NI

Test at TX 5785 MHz

RESULT: Reference Power cond.					
Test Description	Lower Limit	Upper Limit	Measured	Unit	Verdict
Ref. Power 1MHz/1MHz cond.	---	---	20.50	dBm	INFO
Ref. Frequency	---	---	5789.200	MHz	INFO

READ SA SETTINGS:	
RefLevel [dBm] | RefLevelOffset [dB] | InpAtt [dB]	28.50 | 18.76 | 25
Start [MHz] | Stop [MHz]	5760.000 | 5810.000
RBW [MHz] | VBW [MHz]	0.300000 | 1.000000
Detector | TraceMode	POS | MAXH
Sweep: Time [ms] | Count | Points per Section | Type	1 | 2500 | 1001 | SWE

RESULT					
Test Description	Lower Limit	Upper Limit	Measured	Unit	Verdict
Bandwidth 99%	---	---	31.369	MHz	INFO
T1 99%	5725.000000	---	5769.4156	MHz	PASS
T2 99%	---	5850.000000	5800.7842	MHz	PASS

Plot: Bandwidth only

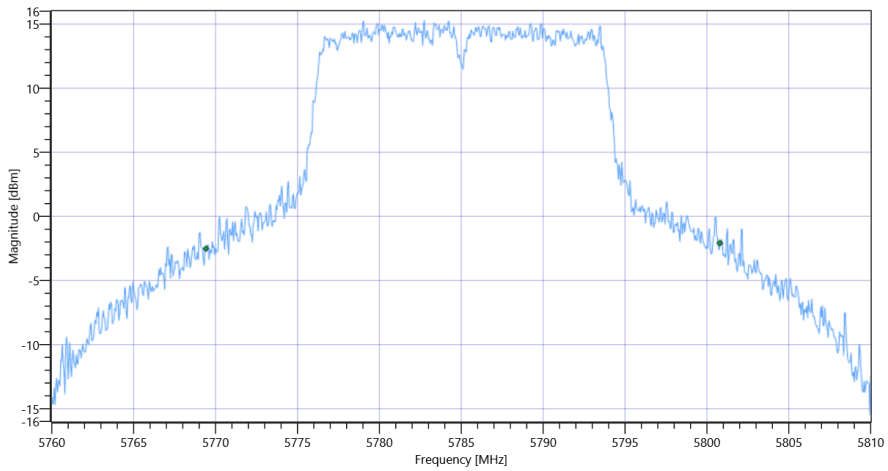

FCC 15.407, ISED RSS247 # Bandwidths 99PCT and 26dB ~ WLAN5Gx n-HT20 mode U-NII-3 99PCT

Plot: Bandwidth within Band

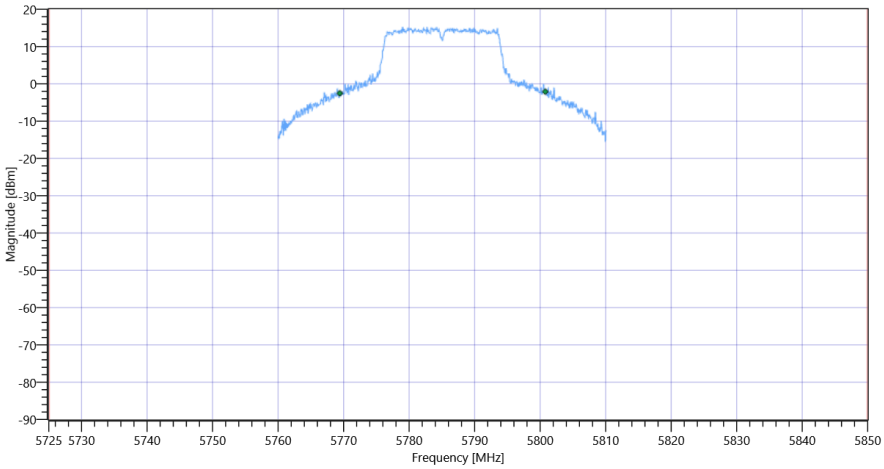

FCC 15.407, ISED RSS247 # Bandwidths 99PCT and 26dB ~ WLAN5Gx n-HT20 mode U-NII-3

RESULT					
Test Description	Lower Limit	Upper Limit	Measured	Unit	Verdict
Bandwidth 26dB	---	---	48.7	MHz	INFO
T1 26dB	5725.000000	---	5760.6500	MHz	PASS
T2 26dB	---	5850.000000	5809.3500	MHz	PASS

Plot: Bandwidth only

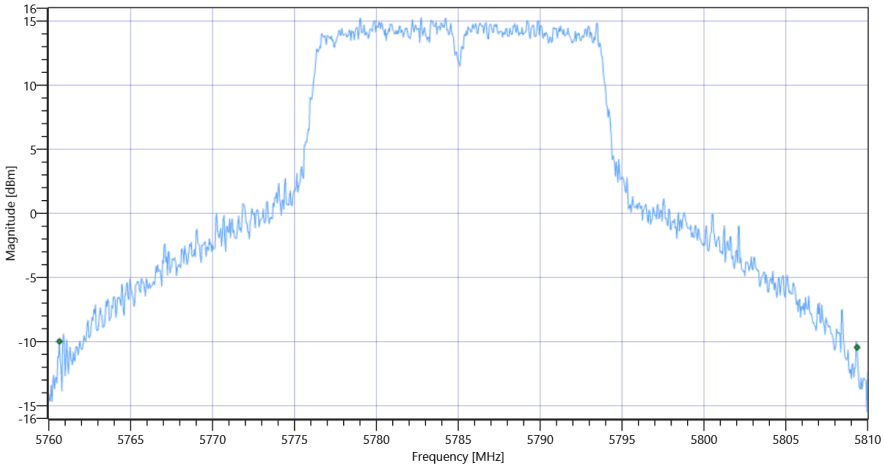

FCC 15.407, ISED RSS247 # Bandwidths 99PCT and 26dB ~ WLAN5Gx n-HT20 mode U-NII-3 26dB

Plot: Bandwidth within Band

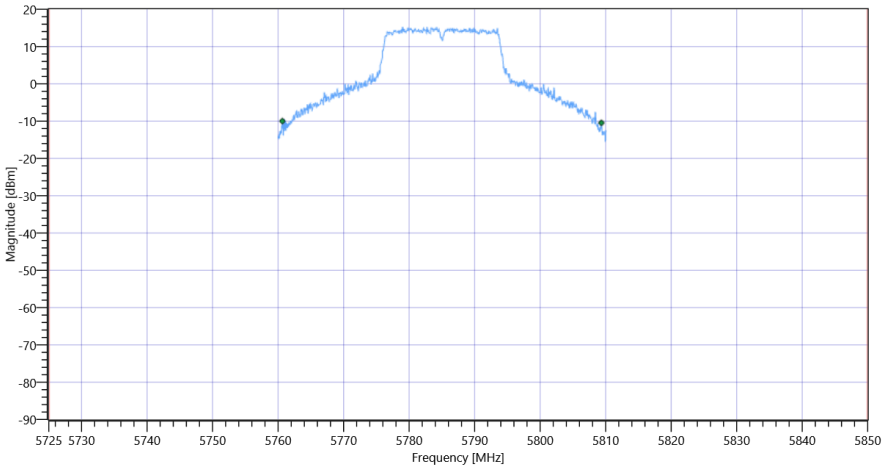

FCC 15.407, ISED RSS247 # Bandwidths 99PCT and 26dB ~ WLAN5Gx n-HT20 mode U-NII-3

General verdict	PASS

FCC 15.407, ISED RSS247 # Bandwidths 99PCT and 26dB ~ WLAN5Gx n-HT20 mode U-NII-3

Test References	
TC Start	20.07.2022 11:41:00
Ambit Temp [°C] | Humidity [rel%]	27.5 | 42
System Version	3.3.0.0
Test Specification	FCC 15.407, ISED RSS247 -
Test Method	26dB Bandwidth KDB789033 D02, C.1 / ISED RSS-GEN
TC Version	0.0.1
My Description	FCC 15.407 Bandwidths - WLAN5Gx n-HT20 mode U-NII-3
Add. Information	

EUT Common Settings WLAN5Gx	
Number of Antenna Ports	2
User Interaction	No
Device Class UNII_1	Client

Test Parameter	
Technology to test	WLAN5Gx n-HT20 mode
Antenna Port used	2
Temperature	nom
Voltage	nom
Frequency low to test	False | Freq [MHz] 5745
Frequency mid to test	True | Freq [MHz] 5785
Frequency high to test	False | Freq [MHz] 5825
Auto Control enabled Power Supply | Climatic Box	No | No
Additional Path Loss [dB]	1.4
Switched Path	EUT - SignalingUnit - SpectrumAnalyzer

Test Equipment
Signal analyzer,Rohde&Schwarz,FSV-40,1307.9002K40/101042,3.70
Switch matrix,CTCadvanced,SPM-4 NI DAQ,28016133,NI

Test at TX 5785 MHz

RESULT: Reference Power cond.					
Test Description	Lower Limit	Upper Limit	Measured	Unit	Verdict
Ref. Power 1MHz/1MHz cond.	---	---	19.89	dBm	INFO
Ref. Frequency	---	---	5783.000	MHz	INFO

READ SA SETTINGS:	
RefLevel [dBm] | RefLevelOffset [dB] | InpAtt [dB]	27.89 | 18.76 | 25
Start [MHz] | Stop [MHz]	5760.000 | 5810.000
RBW [MHz] | VBW [MHz]	0.300000 | 1.000000
Detector | TraceMode	POS | MAXH
Sweep: Time [ms] | Count | Points per Section | Type	1 | 2500 | 1001 | SWE

RESULT					
Test Description	Lower Limit	Upper Limit	Measured	Unit	Verdict
Bandwidth 99%	---	---	28.621	MHz	INFO
T1 99%	5725.000000	---	5770.9640	MHz	PASS
T2 99%	---	5850.000000	5799.5854	MHz	PASS

Plot: Bandwidth only

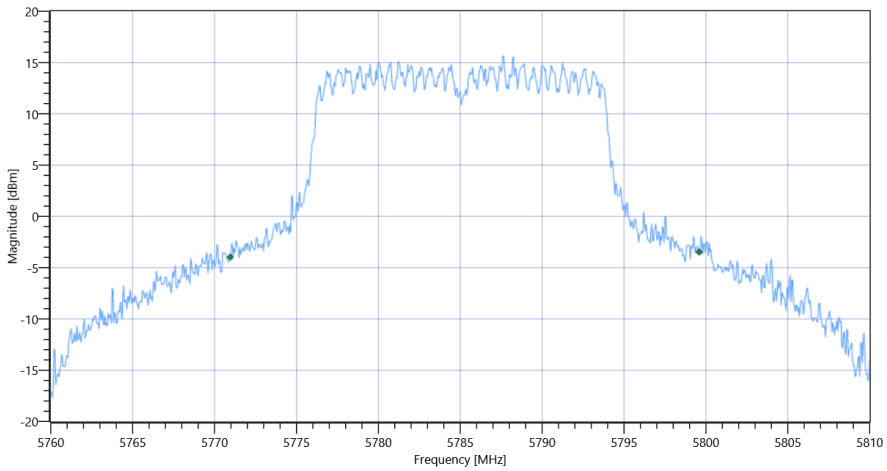

FCC 15.407, ISED RSS247 # Bandwidths 99PCT and 26dB ~ WLAN5Gx n-HT20 mode U-NII-3 99PCT

Plot: Bandwidth within Band

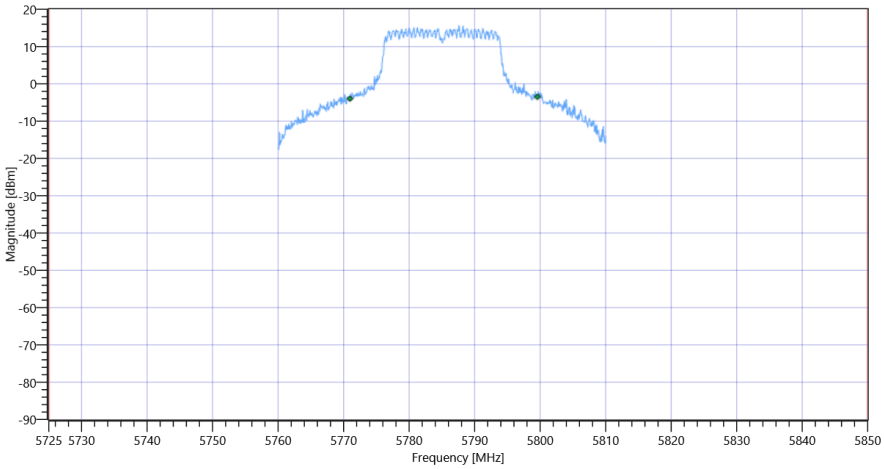

FCC 15.407, ISED RSS247 # Bandwidths 99PCT and 26dB ~ WLAN5Gx n-HT20 mode U-NII-3

RESULT					
Test Description	Lower Limit	Upper Limit	Measured	Unit	Verdict
Bandwidth 26dB	---	---	46.2	MHz	INFO
T1 26dB	5725.000000	---	5762.0500	MHz	PASS
T2 26dB	---	5850.000000	5808.2500	MHz	PASS

Plot: Bandwidth only

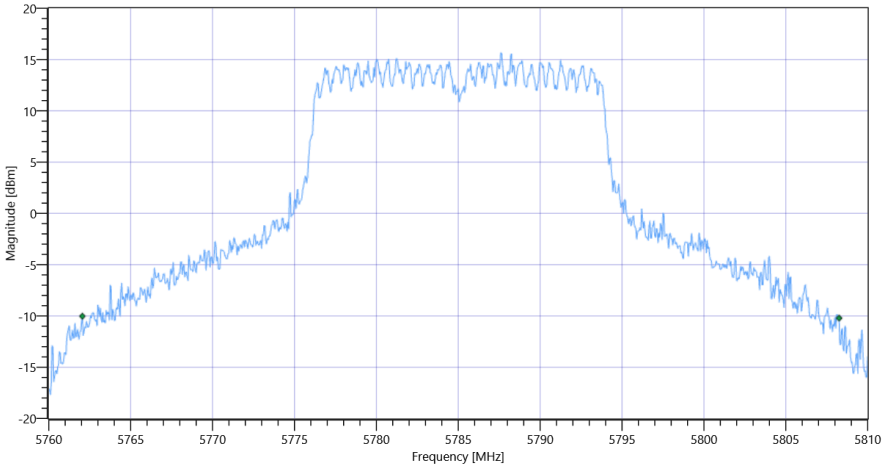

FCC 15.407, ISED RSS247 # Bandwidths 99PCT and 26dB ~ WLAN5Gx n-HT20 mode U-NII-3 26dB

Plot: Bandwidth within Band

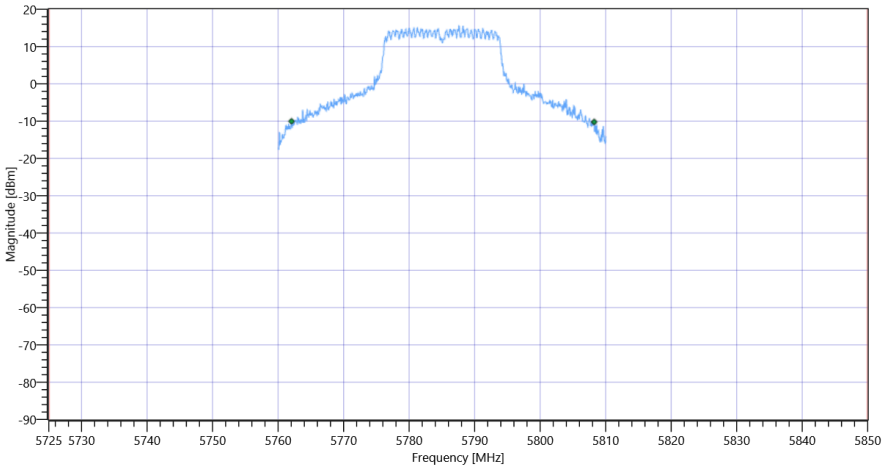

FCC 15.407, ISED RSS247 # Bandwidths 99PCT and 26dB ~ WLAN5Gx n-HT20 mode U-NII-3

General verdict	PASS

FCC 15.407, ISED RSS247 # Bandwidths 99PCT and 26dB ~ WLAN5Gx n-HT20 mode U-NII-3

Test References	
TC Start	20.07.2022 11:50:06
Ambit Temp [°C] | Humidity [rel%]	27.5 | 42
System Version	3.3.0.0
Test Specification	FCC 15.407, ISED RSS247 -
Test Method	26dB Bandwidth KDB789033 D02, C.1 / ISED RSS-GEN
TC Version	0.0.1
My Description	FCC 15.407 Bandwidths - WLAN5Gx n-HT20 mode U-NII-3
Add. Information	

EUT Common Settings WLAN5Gx	
Number of Antenna Ports	2
User Interaction	No
Device Class UNII_1	Client

Test Parameter	
Technology to test	WLAN5Gx n-HT20 mode
Antenna Port used	1
Temperature	nom
Voltage	nom
Frequency low to test	False | Freq [MHz] 5745
Frequency mid to test	False | Freq [MHz] 5785
Frequency high to test	True | Freq [MHz] 5825
Auto Control enabled Power Supply | Climatic Box	No | No
Additional Path Loss [dB]	1.4
Switched Path	EUT - SignalingUnit - SpectrumAnalyzer

Test Equipment
Signal analyzer,Rohde&Schwarz,FSV-40,1307.9002K40/101042,3.70
Switch matrix,CTCadvanced,SPM-4 NI DAQ,28016133,NI