RADIO TEST REPORT

FCC ID	:	VW3FAST3890
Equipment	:	DOCSIS Wireless Router
Brand Name	:	SAGEMCOM
Model Name	:	F@ST 3890 V3 LLA
Applicant	:	SAGEMCOM BROADBAND SAS 250 Route de l'Empereur - 92848 RUEIL MALMAISON CEDEX- FRANCE
Manufacturer	:	SAGEMCOM BROADBAND SAS 250 Route de l'Empereur - 92848 RUEIL MALMAISON CEDEX- FRANCE
Standard	:	47 CFR FCC Part 15.407

The product was received on Mar. 04, 2021, and testing was started from Mar. 06, 2021 and completed on Apr. 12, 2021. We, Sporton International Inc. Hsinchu Laboratory, would like to declare that the tested sample has been evaluated in accordance with the procedures given in ANSI C63.10-2013 and shown compliance with the applicable technical standards.

The test results in this variant report apply exclusively to the tested model / sample. Without written approval of Sporton International Inc. Hsinchu Laboratory, the test report shall not be reproduced except in full.

Approved by: Sam Chen

Sporton International Inc. Hsinchu Laboratory
No.8, Ln. 724, Bo'ai St., Zhubei City, Hsinchu County 302010, Taiwan (R.O.C.)

Table of Contents

History of this test report **3**

Summary of Test Result **4**

1 General Description **5**

1.1 Information 5
1.2 Applicable Standards 8
1.3 Testing Location Information 8
1.4 Measurement Uncertainty 8

2 Test Configuration of EUT **9**

2.1 Test Channel Mode 9
2.2 The Worst Case Measurement Configuration 11
2.3 EUT Operation during Test 11
2.4 Accessories 11
2.5 Support Equipment 11
2.6 Test Setup Diagram 12

3 Transmitter Test Result **13**

3.1 Emission Bandwidth 13
3.2 Maximum Conducted Output Power 15
3.3 Peak Power Spectral Density 17
3.4 Unwanted Emissions 20

4 Test Equipment and Calibration Data **23**

Appendix A. Test Results of Emission Bandwidth

Appendix B. Test Results of Maximum Conducted Output Power

Appendix C. Test Results of Peak Power Spectral Density

Appendix D. Test Results of Unwanted Emissions

Appendix E. Test Photos

Photographs of EUT v01

History of this test report

Report No.	Version	Description	Issued Date
FR130211-01	01	Initial issue of report	May 21, 2021

Summary of Test Result

Report Clause	Ref Std. Clause	Test Items	Result (PASS/FAIL)	Remark
1.1.2	15.203	Antenna Requirement	PASS	-
3.1	15.407(a)	Emission Bandwidth	PASS	-
3.2	15.407(a)	Maximum Conducted Output Power	PASS	-
3.3	15.407(a)	Peak Power Spectral Density	PASS	-
3.4	15.407(b)	Unwanted Emissions	PASS	-

Declaration of Conformity:
The test results with all measurement uncertainty excluded are presented in accordance with the regulation limits or requirements declared by manufacturers.
Comments and Explanations:
The declared of product specification for EUT presented in the report are provided by the manufacturer, and the manufacturer takes all the responsibilities for the accuracy of product specification.

Reviewed by: Sam Chen

Report Producer: Sandy Chuang

1 General Description

1.1 Information

1.1.1 RF General Information

Frequency Range (MHz)	IEEE Std. 802.11	Ch. Frequency (MHz)	Channel Number
5250-5350	a, n (HT20), ac (VHT20)	5260-5320	52-64 [4]
5470-5725		5500-5720	100-144 [12]
5250-5350	n (HT40), ac (VHT40)	5270-5310	54-62 [2]
5470-5725		5510-5710	102-142 [6]
5250-5350	ac (VHT80)	5290	58 [1]
5470-5725		5530-5690	106-138 [3]

Band	Mode	BWch (MHz)	Nant
5.25-5.35GHz	802.11a	20	4
5.25-5.35GHz	802.11n HT20	20	4
5.25-5.35GHz	802.11ac VHT20	20	4
5.25-5.35GHz	802.11n HT40	40	4
5.25-5.35GHz	802.11ac VHT40	40	4
5.25-5.35GHz	802.11ac VHT80	80	4
5.47-5.725GHz	802.11a	20	4
5.47-5.725GHz	802.11n HT20	20	4
5.47-5.725GHz	802.11ac VHT20	20	4
5.47-5.725GHz	802.11n HT40	40	4
5.47-5.725GHz	802.11ac VHT40	40	4
5.47-5.725GHz	802.11ac VHT80	80	4

Note:
- 11a, HT20 and HT40 use a combination of OFDM-BPSK, QPSK, 16QAM, 64QAM modulation.
- VHT20, VHT40, VHT80 use a combination of OFDM-BPSK, QPSK, 16QAM, 64QAM, 256QAM, 1024QAM modulation.
- BWch is the nominal channel bandwidth.

1.1.2 Antenna Information

Ant.	2.4GHz Port	5GHz Port	Brand	Model Name	Antenna Type	Connector	Gain (dBi)
1	1	4	UC3WFI0256A	UC3WFI0256A	Dipole Antenna	I-PEX	Note 1
2	2	3	UC3WFI0220A	UC3WFI0220A	Dipole Antenna	I-PEX	
3	3	2	UC3WFI0221A	UC3WFI0221A	Dipole Antenna	I-PEX	
4	4	1	UC3WFI0258A	UC3WFI0258A	Dipole Antenna	I-PEX	

Note 1:

Ant.	Gain (dBi)				
	2.4GHz	5GHz Band 1	5GHz Band 2	5GHz Band 3	5GHz Band 4
1	4.43	3.21	3.4	2.97	2.5
2	3.68	3.75	5.58	4.43	2.27
3	4.2	3.39	4.2	2.49	2.53
4	2.96	3.39	3.64	4.22	3.94
Directional Gain (dBi) (4T1S)	5.88	5.05	5.8	5.17	5.21

Note 2: The above information was declared by manufacturer.

For 2.4GHz WLAN function

IEEE 802.11b/g/n/VHT mode (4TX/4RX):

Port 1, port 2, port 3 and port 4 can be used as transmitting/receiving antenna.

Port 1, port 2, port 3 and port 4 could transmit/receive simultaneously.

For 5GHz WLAN function

IEEE 802.11a/n/ac mode (4TX/4RX):

Port 1, port 2, port 3 and port 4 can be used as transmitting/receiving antenna.

Port 1, port 2, port 3 and port 4 could transmit/receive simultaneously.

1.1.3 Mode Test Duty Cycle

Mode	DC	DCF(dB)	T(s)	VBW(Hz) ≥ 1/T
802.11a	0.953	0.21	2.068m	1k
802.11ac VHT20	0.985	0.07	n/a (DC>=0.98)	n/a (DC>=0.98)
802.11ac VHT40	0.972	0.12	953.75u	3k
802.11ac VHT80	0.942	0.26	460.625u	3k

Note:
- DC is Duty Cycle.
- DCF is Duty Cycle Factor.

1.1.4 EUT Operational Condition

EUT Power Type	From Power Adapter			
Beamforming Function	☐	With beamforming	☒	Without beamforming
Weather Band	☒	With 5600~5650MHz	☐	Without 5600~5650MHz
Function	☐	Outdoor P2M	☒	Indoor P2M
	☐	Fixed P2P	☐	Client
TPC Function	☒	With TPC	☐	Without TPC
Test Software Version	Mtool 3.2.1.1			

Note: The above information was declared by manufacturer.

1.1.5 Table for Class II Change

This product is an extension of original one reported under Sporton project number: FR130211AB.

Below is the table for the change of the product with respect to the original one.

Modifications	Performance Checking
Adding 5GHz band 2 and band 3 (5250~5350 MHz, 5470~5725 MHz) for this device.	1. Emission Bandwidth 2. Maximum Conducted Output Power 3. Peak Power Spectral Density 4. Unwanted Emissions (Above 1GHz)

1.2 Applicable Standards

According to the specifications of the manufacturer, the EUT must comply with the requirements of the following standards:

- 47 CFR FCC Part 15
- ANSI C63.10-2013
- FCC KDB 789033 D02 v02r01

The following reference test guidance is not within the scope of accreditation of TAF.

- FCC KDB 662911 D01 v02r01
- FCC KDB 412172 D01 v01r01

1.3 Testing Location Information

Testing Location Information	
Test Lab.：Sporton International Inc. Hsinchu Laboratory	
Hsinchu	ADD: No.8, Ln. 724, Bo'ai St., Zhubei City, Hsinchu County 302010, Taiwan (R.O.C.)
(TAF: 3787)	TEL: 886-3-656-9065 FAX: 886-3-656-9085
	Test site Designation No. TW3787 with FCC.
	Conformity Assessment Body Identifier (CABID) TW3787 with ISED.

Test Condition	Test Site No.	Test Engineer	Test Environment (°C / %)	Test Date
RF Conducted (For others channel)	TH02-CB	Lucas Huang	20.5-20.9 / 51-57	Mar. 09, 2021
RF Conducted (For straddle channel)	TH02-CB	Lucas Huang	21.6-23.9 / 59-64	Apr. 12, 2021
Radiated	03CH01-CB	Gino Huang	20.1-21.3 / 56-58	Mar. 06, 2021~ Apr. 12, 2021

1.4 Measurement Uncertainty

ISO/IEC 17025 requires that an estimate of the measurement uncertainties associated with the emissions test results be included in the report. The measurement uncertainties given below are based on a 95% confidence level (based on a coverage factor (k=2)

Test Items	Uncertainty	Remark
Radiated Emission (1GHz ~ 18GHz)	5.0 dB	Confidence levels of 95%
Radiated Emission (18GHz ~ 40GHz)	4.9 dB	Confidence levels of 95%
Conducted Emission	2.8 dB	Confidence levels of 95%
Output Power Measurement	1.4 dB	Confidence levels of 95%
Power Density Measurement	2.8 dB	Confidence levels of 95%
Bandwidth Measurement	0.4%	Confidence levels of 95%

2 Test Configuration of EUT

2.1 Test Channel Mode

Mode	Power Setting
802.11a_Nss1,(6Mbps)_4TX	-
5260MHz	72
5300MHz	73
5320MHz	73
5500MHz	72
5580MHz	72
5700MHz	69
5720MHz Straddle 5.47-5.725GHz	70
5720MHz Straddle 5.725-5.85GHz	70
802.11ac VHT20_Nss1,(MCS0)_4TX	-
5260MHz	72
5300MHz	73
5320MHz	73
5500MHz	72
5580MHz	72
5700MHz	70
5720MHz Straddle 5.47-5.725GHz	72
5720MHz Straddle 5.725-5.85GHz	72
802.11ac VHT40_Nss1,(MCS0)_4TX	-
5270MHz	73
5310MHz	73
5510MHz	72
5550MHz	72
5670MHz	70
5710MHz Straddle 5.47-5.725GHz	73
5710MHz Straddle 5.725-5.85GHz	73
802.11ac VHT80_Nss1,(MCS0)_4TX	-
5290MHz	72
5530MHz	72
5610MHz	70
5690MHz Straddle 5.47-5.725GHz	72
5690MHz Straddle 5.725-5.85GHz	72

Note:
- Evaluated VHT20/VHT40/VHT80 mode only, due to similar modulation. The power setting of HT20/HT40 mode are the same or lower than VHT20/VHT40.

2.2 The Worst Case Measurement Configuration

The Worst Case Mode for Following Conformance Tests	
Tests Item	Emission Bandwidth Maximum Conducted Output Power Peak Power Spectral Density
Test Condition	Conducted measurement at transmit chains

The Worst Case Mode for Following Conformance Tests	
Tests Item	Unwanted Emissions
Test Condition	Radiated measurement If EUT consist of multiple antenna assembly (multiple antenna are used in EUT regardless of spatial multiplexing MIMO configuration), the radiated test should be performed with highest antenna gain of each antenna type.
Operating Mode > 1GHz	CTX

The Worst Case Mode for Following Conformance Tests	
Tests Item	Simultaneous Transmission Analysis - Co-location RF Exposure Evaluation
Operating Mode	
1	WLAN 2.4GHz + WLAN 5GHz
Refer to Sporton Test Report No.: FA130211-01 for Co-location RF Exposure Evaluation.	

Note: The EUT can only be used at Y axis position.

2.3 EUT Operation during Test

The EUT was programmed to be in continuously transmitting mode.

2.4 Accessories

Accessories			
Equipment Name	**Brand Name**	**Model Name**	**Rating**
Adapter	Sagemcom	NBS42E120350VU	INPUT: 100-240V ~ 50/60Hz, 1.0A OUTPUT: 12V, 3.5A

2.5 Support Equipment

Support Equipment				
No.	**Equipment**	**Brand Name**	**Model Name**	**FCC ID**
A	NB	DELL	E4300	N/A

2.6 Test Setup Diagram

Test Setup Diagram - Radiated Test

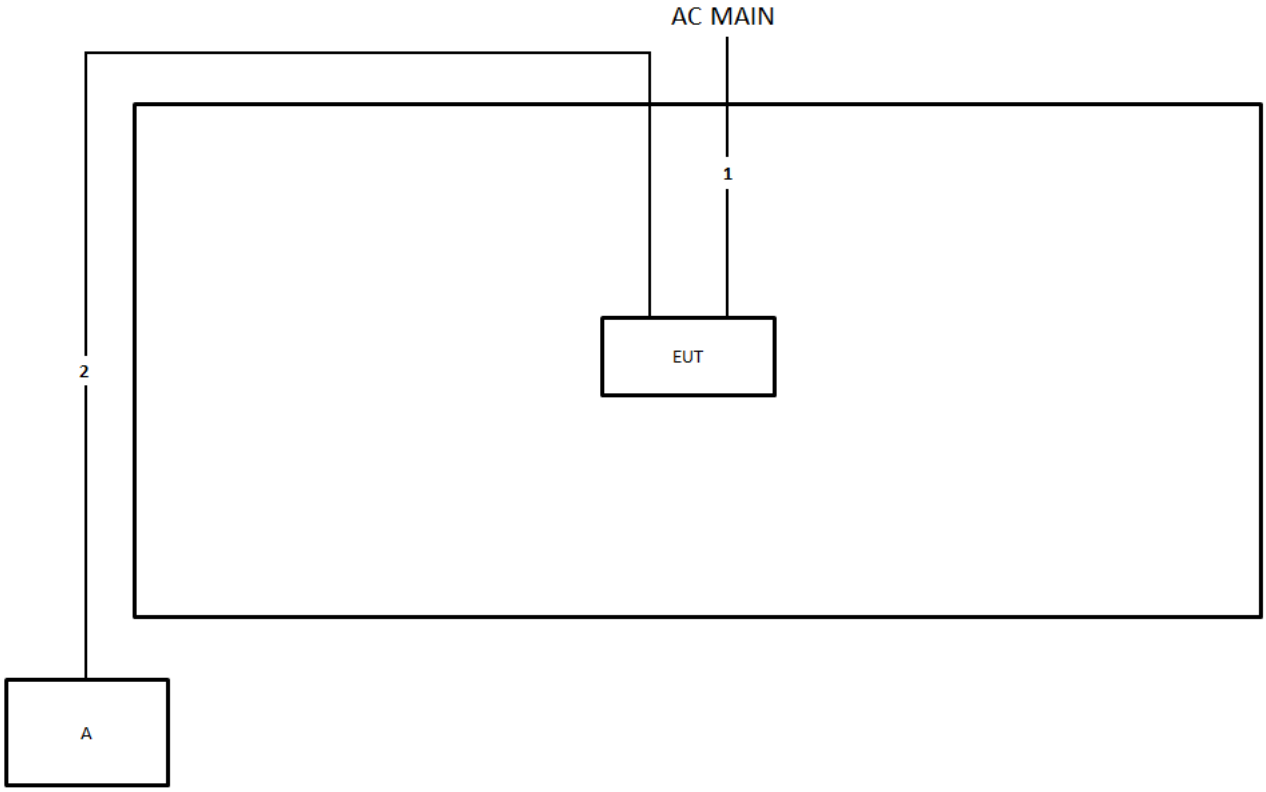

Item	Connection	Shielded	Length
1	Power cable	No	1.8m
2	RJ-45 cable	No	10m

3 Transmitter Test Result

3.1 Emission Bandwidth

3.1.1 Emission Bandwidth Limit

Emission Bandwidth Limit	
UNII Devices	
☐	For the 5.15-5.25 GHz band, N/A
☒	For the 5.25-5.35 GHz band, the maximum conducted output power shall not exceed the lesser of 250 mW or 11 dBm + 10 log B, where B is the 26 dB emission bandwidth in MHz.
☒	For the 5.47-5.725 GHz band, the maximum conducted output power shall not exceed the lesser of 250 mW or 11 dBm + 10 log B, where B is the 26 dB emission bandwidth in MHz.
☒	For the 5.725-5.85 GHz band, 6 dB emission bandwidth ≥ 500kHz.
LE-LAN Devices	
☐	For the band 5.15-5.25 GHz, the maximum e.i.r.p. shall not exceed 200 mW or 10 + 10 log B, dBm, whichever power is less. B is the 99% emission bandwidth in MHz.
☐	For the 5.25-5.35 GHz band, the maximum e.i.r.p. shall not exceed 1.0 W or 17 + 10 log B, dBm, whichever power is less. B is the 99% emission bandwidth in MHz
☐	For the 5.47-5.6 GHz band and 5.65-5.725 GHz band, the maximum e.i.r.p. shall not exceed 1.0 W or 17 + 10 log B, dBm, whichever power is less. B is the 99% emission bandwidth in MHz
☐	For the 5.725-5.85 GHz band, 6 dB emission bandwidth ≥ 500kHz.

3.1.2 Measuring Instruments

Refer a test equipment and calibration data table in this test report.

3.1.3 Test Procedures

Test Method	
▪	For the emission bandwidth shall be measured using one of the options below:
☒	Refer as FCC KDB 789033, clause C for EBW and clause D for OBW measurement.
☐	Refer as ANSI C63.10, clause 6.9.1 for occupied bandwidth testing.
☐	Refer as IC RSS-Gen, clause 4.6 for bandwidth testing.

3.1.4 Test Setup

Emission Bandwidth



3.1.5 Test Result of Emission Bandwidth

Refer as Appendix A

3.2 Maximum Conducted Output Power

3.2.1 Maximum Conducted Output Power Limit

Maximum Conducted Output Power Limit	
UNII Devices	
☐	For the 5.15-5.25 GHz band:
	▪ Outdoor AP: the maximum conducted output power (P_{Out}) shall not exceed the lesser of 1 W. If G_{TX} > 6 dBi, then P_{Out} = 30 – (G_{TX} – 6). e.i.r.p. at any elevation angle above 30 degrees ≤ 125mW [21dBm]
	▪ Indoor AP: the maximum conducted output power (P_{Out}) shall not exceed the lesser of 1 W. If G_{TX} > 6 dBi, then P_{Out} = 30 – (G_{TX} – 6)
	▪ Point-to-point AP: the maximum conducted output power (P_{Out}) shall not exceed the lesser of 1 W If G_{TX} > 23 dBi, then P_{Out} = 30 – (G_{TX} – 23).
	▪ Mobile or Portable Client: the maximum conducted output power (P_{Out}) shall not exceed the lesser of 250 mW. If G_{TX} > 6 dBi, then P_{Out} = 24 – (G_{TX} – 6).
☒	For the 5.25-5.35 GHz band, the maximum conducted output power (P_{Out}) shall not exceed the lesser of 250 mW or 11 dBm + 10 log B, where B is the 26 dB emission bandwidth in MHz. If G_{TX} > 6 dBi, then P_{Out} = 24 – (G_{TX} – 6).
☒	For the 5.47-5.725 GHz band, the maximum conducted output power (P_{Out}) shall not exceed the lesser of 250 mW or 11 dBm + 10 log B, where B is the 26 dB emission bandwidth in MHz. If G_{TX} > 6 dBi, then P_{Out} = 24 – (G_{TX} – 6).
☒	For the 5.725-5.85 GHz band:
	▪ Point-to-multipoint systems (P2M): the maximum conducted output power (P_{Out}) shall not exceed the lesser of 1 W. If G_{TX} > 6 dBi, then P_{Out} = 30 – (G_{TX} – 6).
	▪ Point-to-point systems (P2P): the maximum conducted output power (P_{Out}) shall not exceed the lesser of 1 W.
LE-LAN Devices	
☐	For the 5.15-5.25 GHz band, the maximum e.i.r.p. shall not exceed 200 mW or 10 + 10 log B, dBm, whichever power is less. B is the 99% emission bandwidth in MHz.
☐	For the 5.25-5.35 GHz band, the maximum e.i.r.p. shall not exceed 1.0 W or 17 + 10 log B, dBm, whichever power is less. B is the 99% emission bandwidth in MHz
☐	For the 5.47-5.6 GHz band and 5.65-5.725 GHz band, the maximum e.i.r.p. shall not exceed 1.0 W or 17 + 10 log B, dBm, whichever power is less. B is the 99% emission bandwidth in MHz
☐	For the 5.725-5.85 GHz band:
	▪ Point-to-multipoint systems (P2M): the maximum conducted output power (P_{Out}) shall not exceed the lesser of 1 W. If G_{TX} > 6 dBi, then P_{Out} = 30 – (G_{TX} – 6).
	▪ Point-to-point systems (P2P): the maximum conducted output power (P_{Out}) shall not exceed the lesser of 1 W.
P_{Out} = maximum conducted output power in dBm, **G_{TX}** = the maximum transmitting antenna directional gain in dBi.	

3.2.2 Measuring Instruments

Refer a test equipment and calibration data table in this test report.

3.2.3 Test Procedures

Test Method	
▪ Maximum Conducted Output Power	
	Average over on/off periods with duty factor
	☒ Refer as FCC KDB 789033, clause E Method SA-2 (spectral trace averaging).
	☐ Refer as FCC KDB 789033, clause E Method SA-2 Alt. (RMS detection with slow sweep speed)
	Wideband RF power meter and average over on/off periods with duty factor
	☒ Refer as FCC KDB 789033, clause E Method PM-G (using an RF average power meter).
▪ For conducted measurement.	
	▪ If the EUT supports multiple transmit chains using options given below: Refer as FCC KDB 662911, In-band power measurements. Using the measure-and-sum approach, measured all transmit ports individually. Sum the power (in linear power units e.g., mW) of all ports for each individual sample and save them.
	▪ If multiple transmit chains, EIRP calculation could be following as methods: $P_{total} = P_1 + P_2 + \ldots + P_n$ (calculated in linear unit [mW] and transfer to log unit [dBm]) $EIRP_{total} = P_{total} + DG$

3.2.4 Test Setup

For straddle channel

RF Output Power (Spectrum Analyzer)



For others channel

RF Output Power (Power Meter)

3.2.5 Test Result of Maximum Conducted Output Power

Refer as Appendix B

3.3 Peak Power Spectral Density

3.3.1 Peak Power Spectral Density Limit

Peak Power Spectral Density Limit	
UNII Devices	
☐	For the 5.15-5.25 GHz band:
	▪ Outdoor AP: the peak power spectral density (PPSD) shall not exceed the lesser of 17dBm/MHz. If G_{TX} > 6 dBi, then P_{Out} = 17 – (G_{TX} – 6).
	▪ Indoor AP: the peak power spectral density (PPSD) shall not exceed the lesser of 17dBm/MHz. If G_{TX} > 6 dBi, then P_{Out} = 17 – (G_{TX} – 6).
	▪ Point-to-point AP: the peak power spectral density (PPSD) shall not exceed the lesser of 17dBm/MHz. If G_{TX} > 23 dBi, then P_{Out} = 17 – (G_{TX} – 23).
	▪ Mobile or Portable Client: the peak power spectral density (PPSD) ≤ 11 dBm/MHz. If G_{TX} > 6 dBi, then PPSD= 11 – (G_{TX} – 6)..
☒	For the 5.25-5.35 GHz band, the peak power spectral density (PPSD) ≤ 11 dBm/MHz. If G_{TX} > 6 dBi, then PPSD= 11 – (G_{TX} – 6).
☒	For the 5.47-5.725 GHz band, the peak power spectral density (PPSD) ≤ 11 dBm/MHz. If G_{TX} > 6 dBi, then PPSD= 11 – (G_{TX} – 6).
☒	For the 5.725-5.85 GHz band:
	▪ Point-to-multipoint systems (P2M): the peak power spectral density (PPSD) ≤ 30 dBm/500kHz. If G_{TX} > 6 dBi, then PPSD= 30 – (G_{TX} – 6).
	▪ Point-to-point systems (P2P): the peak power spectral density (PPSD) ≤ 30 dBm/500kHz.
LE-LAN Devices	
☐	For the 5.15-5.25 GHz band, the e.i.r.p. peak power spectral density (PPSD) ≤ 10 dBm/MHz.
☐	For the 5.25-5.35 GHz band, the peak power spectral density (PPSD) ≤ 11 dBm/MHz.
	▪ e.i.r.p. greater than 200 mW shall comply with the following e.i.r.p. at different elevations, where θ is the angle above the local horizontal plane (of the Earth) as shown below: -13 dBW/MHz for 0° ≤ θ < 8° ; -13 − 0.716 (θ-8) dBW/MHz for 8° ≤ θ < 40° -35.9 − 1.22 (θ-40) dBW/MHz for 40° ≤ θ ≤ 45° ; -42 dBW/MHz for θ > 45°
☐	For the 5.47-5.6 GHz band and 5.65-5.725 GHz band, the peak power spectral density (PPSD) ≤ 11 dBm/MHz.
☐	For the 5.725-5.85 GHz band:
	▪ Point-to-multipoint systems (P2M): the peak power spectral density (PPSD) ≤ 30 dBm/500kHz. If G_{TX} > 6 dBi, then PPSD= 30 – (G_{TX} – 6).
	▪ Point-to-point systems (P2P): the peak power spectral density (PPSD) ≤ 30 dBm/500kHz.
PPSD = peak power spectral density that he same method as used to determine the conducted output power shall be used to determine the power spectral density. And power spectral density in dBm/MHz **G_{TX}** = the maximum transmitting antenna directional gain in dBi.	

3.3.2 Measuring Instruments

Refer a test equipment and calibration data table in this test report.

3.3.3 Test Procedures

Test Method			
▪ Peak power spectral density procedures that the same method as used to determine the conducted output power shall be used to determine the peak power spectral density and use the peak search function on the spectrum analyzer to find the peak of the spectrum. For the peak power spectral density shall be measured using below options:			
	☐ Refer as FCC KDB 789033, F)5) power spectral density can be measured using resolution bandwidths < 1 MHz provided that the results are integrated over 1 MHz bandwidth		
	[duty cycle ≥ 98% or external video / power trigger]		
	☒ Refer as FCC KDB 789033, clause E Method SA-1 (spectral trace averaging).		
	☐ Refer as FCC KDB 789033, clause E Method SA-1 Alt. (RMS detection with slow sweep speed)		
	duty cycle < 98% and average over on/off periods with duty factor		
	☒ Refer as FCC KDB 789033, clause E Method SA-2 (spectral trace averaging).		
	☐ Refer as FCC KDB 789033, clause E Method SA-2 Alt. (RMS detection with slow sweep speed)		
▪ For conducted measurement.			
	▪ If the EUT supports multiple transmit chains using options given below:		
		☒ Option 1: Measure and sum the spectra across the outputs. Refer as FCC KDB 662911, In-band power spectral density (PSD). Sample all transmit ports simultaneously using a spectrum analyzer for each transmit port. Where the trace bin-by-bin of each transmit port summing can be performed. (i.e., in the first spectral bin of output 1 is summed with that in the first spectral bin of output 2 and that from the first spectral bin of output 3, and so on up to the NTX output to obtain the value for the first frequency bin of the summed spectrum.). Add up the amplitude (power) values for the different transmit chains and use this as the new data trace.	
		☐ Option 2: Measure and sum spectral maxima across the outputs. With this technique, spectra are measured at each output of the device at the required resolution bandwidth. The maximum value (peak) of each spectrum is determined. These maximum values are then summed mathematically in linear power units across the outputs. These operations shall be performed separately over frequency spans that have different out-of-band or spurious emission limits,	
		☐ Option 3: Measure and add 10 log(N) dB, where N is the number of transmit chains. Refer as FCC KDB 662911, In-band power spectral density (PSD). Performed at each transmit chains and each transmit chains shall be compared with the limit have been reduced with 10 log(N). Or each transmit chains shall be add 10 log(N) to compared with the limit.	
	▪	If multiple transmit chains, EIRP PPSD calculation could be following as methods: $PPSD_{total} = PPSD_1 + PPSD_2 + \ldots + PPSD_n$ (calculated in linear unit [mW] and transfer to log unit [dBm]) $EIRP_{total} = PPSD_{total} + DG$	

3.3.4 Test Setup

Power Spectral Density

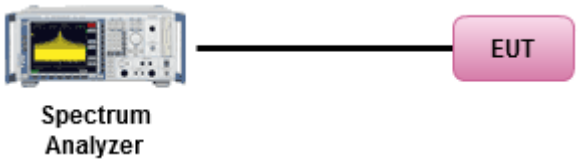

3.3.5 Test Result of Peak Power Spectral Density

Refer as Appendix C

3.4 Unwanted Emissions

3.4.1 Transmitter Unwanted Emissions Limit

Unwanted emissions below 1 GHz and restricted band emissions above 1GHz limit			
Frequency Range (MHz)	**Field Strength (uV/m)**	**Field Strength (dBuV/m)**	**Measure Distance (m)**
0.009~0.490	2400/F(kHz)	48.5 - 13.8	300
0.490~1.705	24000/F(kHz)	33.8 - 23	30
1.705~30.0	30	29	30
30~88	100	40	3
88~216	150	43.5	3
216~960	200	46	3
Above 960	500	54	3

Note 1: Test distance for frequencies at or above 30 MHz, measurements may be performed at a distance other than the limit distance provided they are not performed in the near field and the emissions to be measured can be detected by the measurement equipment. When performing measurements at a distance other than that specified, the results shall be extrapolated to the specified distance using an extrapolation factor of 20 dB/decade (inverse of linear distance for field-strength measurements, inverse of linear distance-squared for power-density measurements).

Note 2: Test distance for frequencies at below 30 MHz, measurements may be performed at a distance closer than the EUT limit distance; however, an attempt should be made to avoid making measurements in the near field. When performing measurements below 30 MHz at a closer distance than the limit distance, the results shall be extrapolated to the specified distance by either making measurements at a minimum of two or more distances on at least one radial to determine the proper extrapolation factor or by using the square of an inverse linear distance extrapolation factor (40 dB/decade). The test report shall specify the extrapolation method used to determine compliance of the EUT.

Note 3: Using the distance of 1m during the test for above 18 GHz, and the test value to correct for the distance factor at 3m.

Un-restricted band emissions above 1GHz Limit	
Operating Band	**Limit**
☐ 5.15 - 5.25 GHz	e.i.r.p. -27 dBm [68.2 dBuV/m@3m]
☒ 5.25 - 5.35 GHz	e.i.r.p. -27 dBm [68.2 dBuV/m@3m]
☒ 5.47 - 5.725 GHz	e.i.r.p. -27 dBm [68.2 dBuV/m@3m]
☒ 5.725 - 5.85 GHz	all emissions shall be limited to a level of -27 dBm/MHz at 75 MHz or more above or below the band edge increasing linearly to 10 dBm/MHz at 25 MHz above or below the band edge, and from 25 MHz above or below the band edge increasing linearly to a level of 15.6 dBm/MHz at 5 MHz above or below the band edge, and from 5 MHz above or below the band edge increasing linearly to a level of 27 dBm/MHz at the band edge.

Note 1: Measurements may be performed at a distance other than the limit distance provided they are not performed in the near field and the emissions to be measured can be detected by the measurement equipment. When performing measurements at a distance other than that specified, the results shall be extrapolated to the specified distance using an extrapolation factor of 20 dB/decade (inverse of

linear distance for field-strength measurements, inverse of linear distance-squared for power-density measurements).

3.4.2 Measuring Instruments

Refer a test equipment and calibration data table in this test report.

3.4.3 Test Procedures

Test Method		
▪ Measurements may be performed at a distance other than the limit distance provided they are not performed in the near field and the emissions to be measured can be detected by the measurement equipment. Measurements shall not be performed at a distance greater than 30 m for frequencies above 30 MHz, unless it can be further demonstrated that measurements at a distance of 30 m or less are impractical. When performing measurements at a distance other than that specified, the results shall be extrapolated to the specified distance using an extrapolation factor of 20 dB/decade (inverse of linear distance for field-strength measurements, inverse of linear distance-squared for power-density measurements).		
▪ The average emission levels shall be measured in [duty cycle ≥ 98 or duty factor].		
▪ For the transmitter unwanted emissions shall be measured using following options below:		
	▪ Refer as FCC KDB 789033, clause G)2) for unwanted emissions into non-restricted bands.	
	▪ Refer as FCC KDB 789033, clause G)1) for unwanted emissions into restricted bands.	
		☐ Refer as FCC KDB 789033, G)6) Method AD (Trace Averaging).
		☒ Refer as FCC KDB 789033, G)6) Method VB (Reduced VBW).
		☐ Refer as ANSI C63.10, clause 11.12.2.5.3 (Reduced VBW). VBW ≥ 1/T, where T is pulse time.
		☐ Refer as ANSI C63.10, clause 7.5 average value of pulsed emissions.
		☒ Refer as FCC KDB 789033, clause G)5) measurement procedure peak limit.
		☐ Refer as ANSI C63.10, clause 4.1.4.2.2 measurement procedure peak limit.
▪ For radiated measurement.		
	▪ Refer as ANSI C63.10, clause 6.4 for radiated emissions below 30 MHz and test distance is 3m.	
	▪ Refer as ANSI C63.10, clause 6.5 for radiated emissions 30 MHz to 1 GHz and test distance is 3m.	
	▪ Refer as ANSI C63.10, clause 6.6 for radiated emissions above 1GHz.	
▪ The any unwanted emissions level shall not exceed the fundamental emission level.		
▪ All amplitude of spurious emissions that are attenuated by more than 20 dB below the permissible value has no need to be reported.		

3.4.4 Test Setup

Above 1GHz

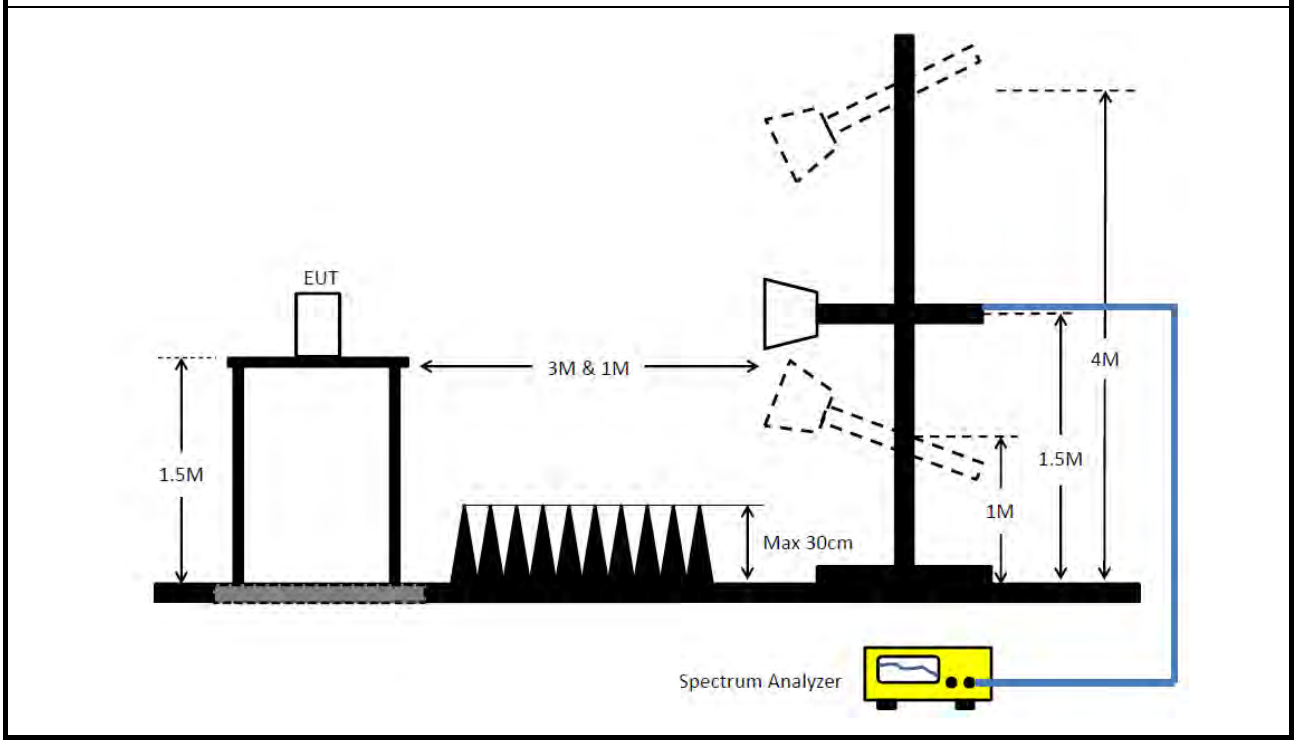

3.4.5 Measurement Results Calculation

The measured Level is calculated using:
Corrected Reading: Antenna factor (AF) + Cable loss (CL) + Read level (Raw) - Preamp factor (PA)(if applicable) = Level.

3.4.6 Test Result of Transmitter Unwanted Emissions

Refer as Appendix D

4 Test Equipment and Calibration Data

Instrument	Brand	Model No.	Serial No.	Characteristics	Calibration Date	Calibration Due Date	Remark
3m Semi Anechoic Chamber VSWR	TDK	SAC-3M	03CH01-CB	1GHz ~18GHz 3m	May 29, 2020	May 28, 2021	Radiation (03CH01-CB)
Horn Antenna	ETS-LINDGREN	3115	00075790	750MHz ~ 18GHz	Nov. 06, 2020	Nov. 05, 2021	Radiation (03CH01-CB)
Horn Antenna	Schwarzbeck	BBHA 9170	BBHA9170252	15GHz ~ 40GHz	Jul. 21, 2020	Jul. 20, 2021	Radiation (03CH01-CB)
Pre-Amplifier	Agilent	8449B	3008A02310	1GHz ~ 26.5GHz	Jan. 07, 2021	Jan. 06, 2022	Radiation (03CH01-CB)
Pre-Amplifier	MITEQ	TTA1840-35-HG	1864479	18GHz ~ 40GHz	Jul. 08, 2020	Jul. 07, 2021	Radiation (03CH01-CB)
Spectrum Analyzer	R&S	FSP40	100056	9kHz ~ 40GHz	Apr. 16, 2020	Apr. 15, 2021	Radiation (03CH01-CB)
RF Cable-high	Woken	RG402	High Cable-16	1 GHz ~ 18 GHz	Oct. 05, 2020	Oct. 04, 2021	Radiation (03CH01-CB)
RF Cable-high	Woken	RG402	High Cable-16+17	1 GHz ~ 18 GHz	Oct. 05, 2020	Oct. 04, 2021	Radiation (03CH01-CB)
RF Cable-high	Woken	RG402	High Cable-40G#1	18GHz ~ 40 GHz	Jul. 16, 2020	Jul. 15, 2021	Radiation (03CH01-CB)
RF Cable-high	Woken	RG402	High Cable-40G#2	18GHz ~ 40 GHz	Jul. 16, 2020	Jul. 15, 2021	Radiation (03CH01-CB)
Test Software	SPORTON	SENSE	V5.10	-	N.C.R.	N.C.R.	Radiation (03CH01-CB)
Spectrum analyzer	R&S	FSV40	101027	9kHz~40GHz	Jul. 27, 2020	Jul. 26, 2021	Conducted (TH02-CB)
Power Sensor	Anritsu	MA2411B	1126203	300MHz~40GHz	Sep. 17, 2020	Sep. 16, 2021	Conducted (TH02-CB)
Power Meter	Anritsu	ML2495A	1210004	300MHz~40GHz	Sep. 17, 2020	Sep. 16, 2021	Conducted (TH02-CB)
RF Cable-high	Woken	RG402	High Cable-01	1 GHz – 18 GHz	Oct. 05, 2020	Oct. 04, 2021	Conducted (TH02-CB)
RF Cable-high	Woken	RG402	High Cable-02	1 GHz – 18 GHz	Oct. 05, 2020	Oct. 04, 2021	Conducted (TH02-CB)
RF Cable-high	Woken	RG402	High Cable-03	1 GHz – 18 GHz	Oct. 05, 2020	Oct. 04, 2021	Conducted (TH02-CB)
RF Cable-high	Woken	RG402	High Cable-04	1 GHz – 18 GHz	Oct. 05, 2020	Oct. 04, 2021	Conducted (TH02-CB)
RF Cable-high	Woken	RG402	High Cable-05	1 GHz – 18 GHz	Oct. 05, 2020	Oct. 04, 2021	Conducted (TH02-CB)
Test Software	SPORTON	SENSE	V5.10	-	N.C.R.	N.C.R.	Conducted (TH02-CB)

Note: Calibration Interval of instruments listed above is one year.

N.C.R. means Non-Calibration required.

Summary

Mode	Max-N dB (Hz)	Max-OBW (Hz)	ITU-Code	Min-N dB (Hz)	Min-OBW (Hz)
5.25-5.35GHz	-	-	-	-	-
802.11a_Nss1,(6Mbps)_4TX	21.36M	16.822M	16M8D1D	21.18M	16.702M
802.11ac VHT20_Nss1,(MCS0)_4TX	21.63M	17.901M	17M9D1D	21.3M	17.811M
802.11ac VHT40_Nss1,(MCS0)_4TX	40.2M	36.462M	36M5D1D	39.6M	36.282M
802.11ac VHT80_Nss1,(MCS0)_4TX	81.84M	75.922M	75M9D1D	81.48M	75.802M
5.47-5.725GHz	-	-	-	-	-
802.11a_Nss1,(6Mbps)_4TX	21.33M	16.792M	16M8D1D	15.575M	13.416M
802.11ac VHT20_Nss1,(MCS0)_4TX	21.63M	17.901M	17M9D1D	15.698M	13.976M
802.11ac VHT40_Nss1,(MCS0)_4TX	40.2M	36.462M	36M5D1D	34.8M	33.058M
802.11ac VHT80_Nss1,(MCS0)_4TX	81.96M	75.922M	75M9D1D	75.64M	72.504M
5.725-5.85GHz	-	-	-	-	-
802.11a_Nss1,(6Mbps)_4TX	3.105M	4.168M	4M17D1D	3.09M	4.078M
802.11ac VHT20_Nss1,(MCS0)_4TX	3.735M	4.423M	4M42D1D	3.72M	4.378M
802.11ac VHT40_Nss1,(MCS0)_4TX	3.12M	3.673M	3M67D1D	3.105M	3.628M
802.11ac VHT80_Nss1,(MCS0)_4TX	3.12M	3.838M	3M84D1D	3.06M	3.733M

Max-N dB = Maximum 6dB down bandwidth for 5.725-5.85GHz band / Maximum 26dB down bandwidth for other band;
Max-OBW = Maximum99% occupied bandwidth;
Min-N dB = Minimum 6dB down bandwidth for 5.725-5.85GHz band / Maximum 26dB down bandwidth for other band;
Min-OBW = Minimum 99% occupied bandwidth;

Result

Mode	Result	Limit (Hz)	Port 1-N dB (Hz)	Port 1-OBW (Hz)	Port 2-N dB (Hz)	Port 2-OBW (Hz)	Port 3-N dB (Hz)	Port 3-OBW (Hz)	Port 4-N dB (Hz)	Port 4-OBW (Hz)
802.11a_Nss1,(6Mbps)_4TX	-	-	-	-	-	-	-	-	-	-
5260MHz	Pass	Inf	21.24M	16.732M	21.21M	16.702M	21.33M	16.822M	21.36M	16.822M
5300MHz	Pass	Inf	21.24M	16.702M	21.18M	16.702M	21.3M	16.762M	21.24M	16.792M
5320MHz	Pass	Inf	21.21M	16.732M	21.33M	16.702M	21.33M	16.792M	21.36M	16.792M
5500MHz	Pass	Inf	21.24M	16.732M	21.12M	16.672M	21.3M	16.732M	21.3M	16.762M
5580MHz	Pass	Inf	21.21M	16.732M	21.12M	16.672M	21.21M	16.762M	21.33M	16.762M
5700MHz	Pass	Inf	21.27M	16.732M	21.27M	16.702M	21.27M	16.732M	21.33M	16.792M
5720MHz Straddle 5.47-5.725GHz	Pass	Inf	15.715M	13.451M	15.733M	13.468M	15.575M	13.416M	15.698M	13.433M
5720MHz Straddle 5.725-5.85GHz	Pass	500k	3.105M	4.123M	3.105M	4.168M	3.105M	4.108M	3.09M	4.078M
802.11ac VHT20_Nss1,(MCS0)_4TX	-	-	-	-	-	-	-	-	-	-
5260MHz	Pass	Inf	21.3M	17.841M	21.51M	17.871M	21.45M	17.841M	21.63M	17.901M
5300MHz	Pass	Inf	21.33M	17.841M	21.42M	17.841M	21.42M	17.811M	21.57M	17.901M
5320MHz	Pass	Inf	21.3M	17.841M	21.51M	17.841M	21.39M	17.841M	21.63M	17.901M
5500MHz	Pass	Inf	21.63M	17.841M	21.42M	17.811M	21.3M	17.841M	21.63M	17.871M
5580MHz	Pass	Inf	21.45M	17.841M	21.33M	17.811M	21.42M	17.811M	21.57M	17.871M
5700MHz	Pass	Inf	21.18M	17.841M	21.45M	17.811M	21.27M	17.811M	21.48M	17.901M
5720MHz Straddle 5.47-5.725GHz	Pass	Inf	15.855M	14.028M	15.698M	13.976M	15.803M	14.01M	15.785M	13.976M
5720MHz Straddle 5.725-5.85GHz	Pass	500k	3.72M	4.423M	3.735M	4.393M	3.72M	4.378M	3.72M	4.378M
802.11ac VHT40_Nss1,(MCS0)_4TX	-	-	-	-	-	-	-	-	-	-
5270MHz	Pass	Inf	39.66M	36.282M	39.72M	36.342M	39.9M	36.282M	40.2M	36.462M
5310MHz	Pass	Inf	39.66M	36.342M	39.9M	36.342M	39.6M	36.342M	40.14M	36.462M
5510MHz	Pass	Inf	40.08M	36.342M	39.9M	36.342M	39.6M	36.342M	40.2M	36.462M
5550MHz	Pass	Inf	39.66M	36.282M	39.9M	36.342M	39.78M	36.342M	40.2M	36.402M
5670MHz	Pass	Inf	39.6M	36.282M	39.72M	36.402M	39.84M	36.342M	40.02M	36.462M
5710MHz Straddle 5.47-5.725GHz	Pass	Inf	35.213M	33.096M	34.8M	33.058M	34.988M	33.096M	35.063M	33.096M
5710MHz Straddle 5.725-5.85GHz	Pass	500k	3.12M	3.673M	3.105M	3.628M	3.12M	3.658M	3.105M	3.628M
802.11ac VHT80_Nss1,(MCS0)_4TX	-	-	-	-	-	-	-	-	-	-
5290MHz	Pass	Inf	81.48M	75.922M	81.48M	75.802M	81.84M	75.802M	81.72M	75.802M
5530MHz	Pass	Inf	81.12M	75.682M	81.84M	75.802M	81.6M	75.802M	81.96M	75.802M
5610MHz	Pass	Inf	81.48M	75.802M	81.6M	75.802M	81.72M	75.922M	81.96M	75.802M
5690MHz Straddle 5.47-5.725GHz	Pass	Inf	76.105M	72.504M	75.873M	72.659M	75.64M	72.504M	75.795M	72.581M
5690MHz Straddle 5.725-5.85GHz	Pass	500k	3.06M	3.838M	3.09M	3.748M	3.12M	3.733M	3.105M	3.763M

Port X-N dB = Port **X** 6dB down bandwidth for 5.725-5.85GHz band / 26dB down bandwidth for other band
Port X-OBW = Port **X** 99% occupied bandwidth;

802.11a_Nss1,(6Mbps)_4TX EBW

5260MHz

09/03/2021

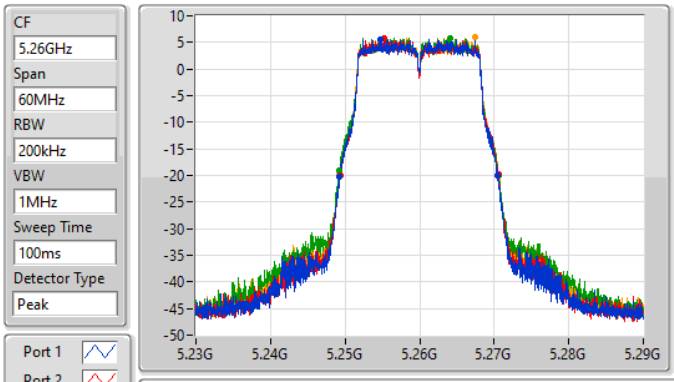

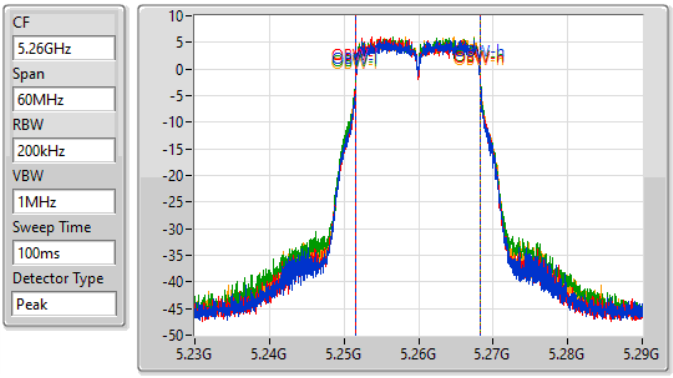

26dB(Hz)	Fl-26dB(Hz)	Fh-26dB(Hz)	OBW(Hz)	Fl-OBW(Hz)	Fh-OBW(Hz)	Limit(Hz)	Port
21.24M	5.24926G	5.2705G	16.732M	5.251544G	5.268276G	Inf	1
21.21M	5.24935G	5.27056G	16.702M	5.251574G	5.268276G	Inf	2
21.33M	5.24923G	5.27056G	16.822M	5.251484G	5.268306G	Inf	3
21.36M	5.24926G	5.27062G	16.822M	5.251514G	5.268336G	Inf	4

802.11a_Nss1,(6Mbps)_4TX EBW

5300MHz

09/03/2021

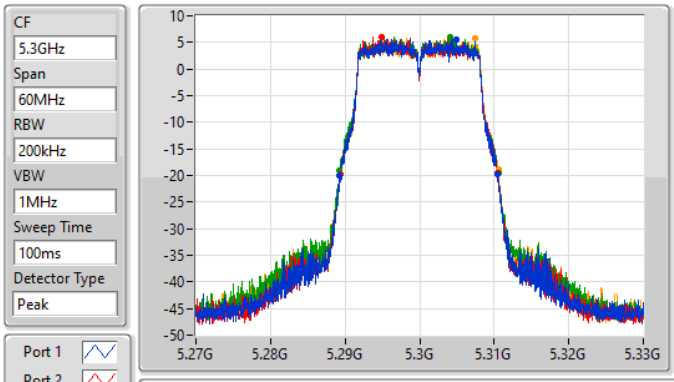

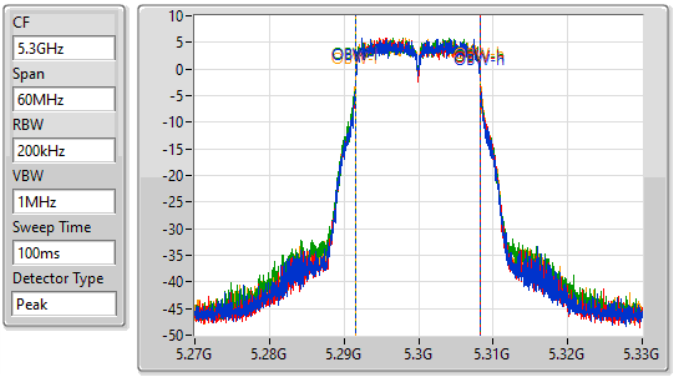

26dB(Hz)	Fl-26dB(Hz)	Fh-26dB(Hz)	OBW(Hz)	Fl-OBW(Hz)	Fh-OBW(Hz)	Limit(Hz)	Port
21.24M	5.28923G	5.31047G	16.702M	5.291574G	5.308276G	Inf	1
21.18M	5.28932G	5.3105G	16.702M	5.291574G	5.308276G	Inf	2
21.3M	5.28923G	5.31053G	16.762M	5.291544G	5.308306G	Inf	3
21.24M	5.28929G	5.31053G	16.792M	5.291514G	5.308306G	Inf	4

802.11a_Nss1,(6Mbps)_4TX EBW

5320MHz

09/03/2021

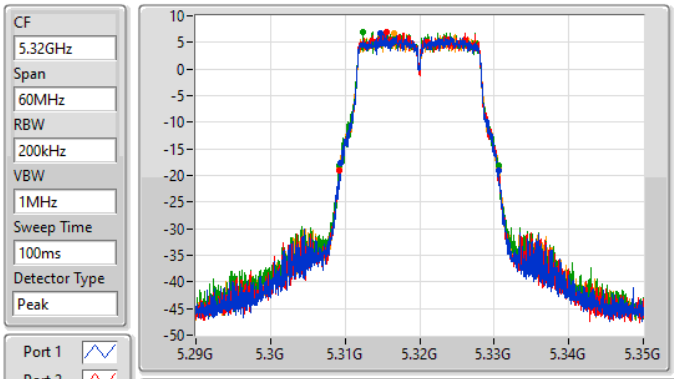

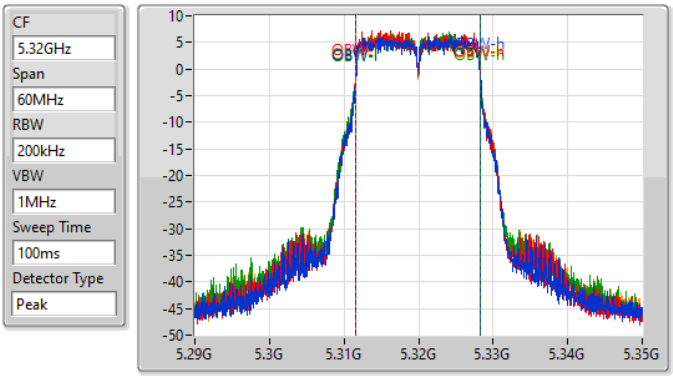

26dB(Hz)	Fl-26dB(Hz)	Fh-26dB(Hz)	OBW(Hz)	Fl-OBW(Hz)	Fh-OBW(Hz)	Limit(Hz)	Port
21.21M	5.30935G	5.33056G	16.732M	5.311544G	5.328276G	Inf	1
21.33M	5.30926G	5.33059G	16.702M	5.311574G	5.328276G	Inf	2
21.33M	5.3092G	5.33053G	16.792M	5.311514G	5.328306G	Inf	3
21.36M	5.30926G	5.33062G	16.792M	5.311514G	5.328306G	Inf	4

802.11a_Nss1,(6Mbps)_4TX EBW

5500MHz

09/03/2021

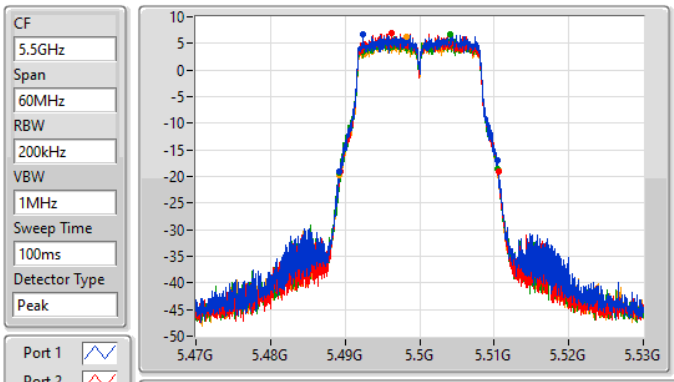

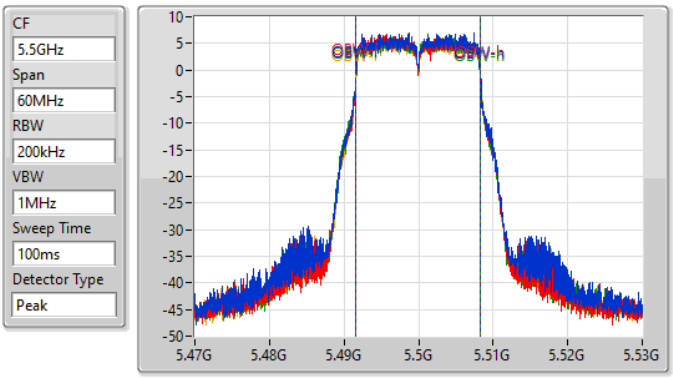

26dB(Hz)	Fl-26dB(Hz)	Fh-26dB(Hz)	OBW(Hz)	Fl-OBW(Hz)	Fh-OBW(Hz)	Limit(Hz)	Port
21.24M	5.48926G	5.5105G	16.732M	5.491574G	5.508306G	Inf	1
21.12M	5.48944G	5.51056G	16.672M	5.491604G	5.508276G	Inf	2
21.3M	5.4892G	5.5105G	16.732M	5.491574G	5.508306G	Inf	3
21.3M	5.48929G	5.51059G	16.762M	5.491574G	5.508336G	Inf	4

802.11a_Nss1,(6Mbps)_4TX EBW

5580MHz

09/03/2021

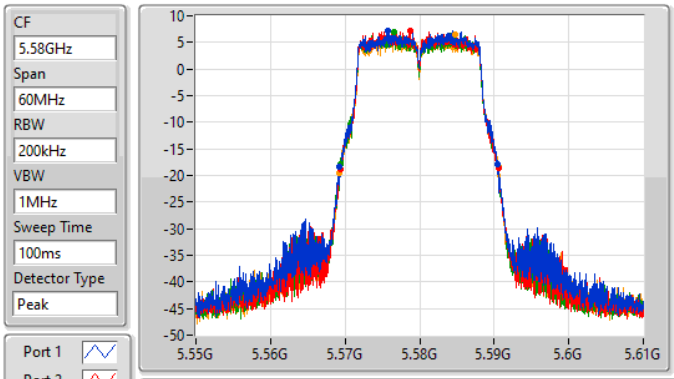

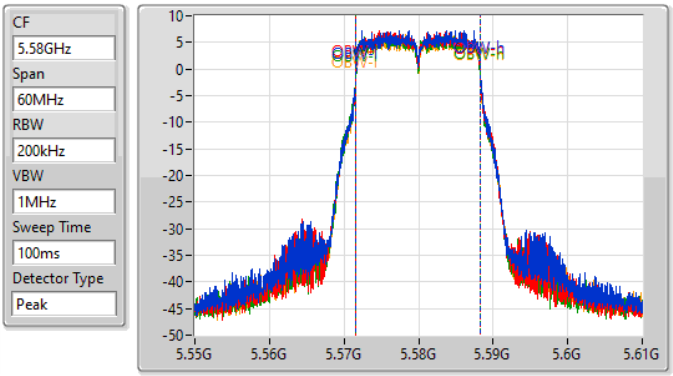

26dB(Hz)	Fl-26dB(Hz)	Fh-26dB(Hz)	OBW(Hz)	Fl-OBW(Hz)	Fh-OBW(Hz)	Limit(Hz)	Port
21.21M	5.56926G	5.59047G	16.732M	5.571574G	5.588306G	Inf	1
21.12M	5.56941G	5.59053G	16.672M	5.571604G	5.588276G	Inf	2
21.21M	5.56932G	5.59053G	16.762M	5.571544G	5.588306G	Inf	3
21.33M	5.56923G	5.59056G	16.762M	5.571544G	5.588306G	Inf	4

802.11a_Nss1,(6Mbps)_4TX EBW

5700MHz

09/03/2021

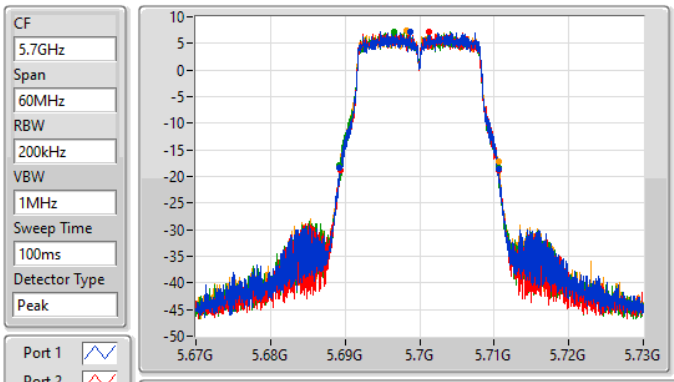

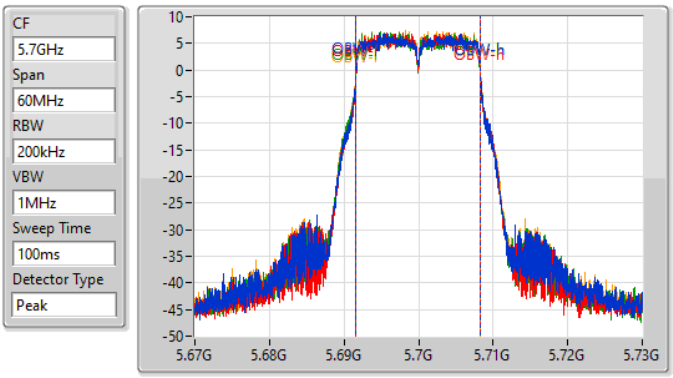

26dB(Hz)	Fl-26dB(Hz)	Fh-26dB(Hz)	OBW(Hz)	Fl-OBW(Hz)	Fh-OBW(Hz)	Limit(Hz)	Port
21.27M	5.68929G	5.71056G	16.732M	5.691574G	5.708306G	Inf	1
21.27M	5.68932G	5.71059G	16.702M	5.691604G	5.708306G	Inf	2
21.27M	5.68926G	5.71053G	16.732M	5.691544G	5.708276G	Inf	3
21.33M	5.6892G	5.71053G	16.792M	5.691544G	5.708336G	Inf	4

802.11a_Nss1,(6Mbps)_4TX EBW

5720MHz Straddle 5.47-5.725GHz

12/04/2021

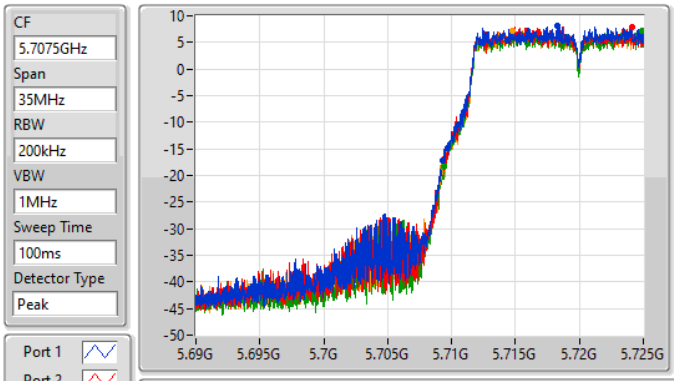

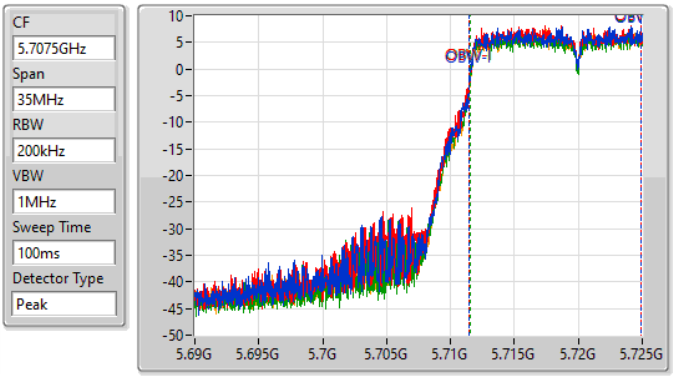

26dB(Hz)	Fl-26dB(Hz)	Fh-26dB(Hz)	OBW(Hz)	Fl-OBW(Hz)	Fh-OBW(Hz)	Limit(Hz)	Port
15.715M	5.709285G	5.725G	13.451M	5.711488G	5.724939G	Inf	1
15.733M	5.709268G	5.725G	13.468M	5.711453G	5.724921G	Inf	2
15.575M	5.709425G	5.725G	13.416M	5.711523G	5.724939G	Inf	3
15.698M	5.709303G	5.725G	13.433M	5.711488G	5.724921G	Inf	4

802.11a_Nss1,(6Mbps)_4TX EBW

5720MHz Straddle 5.725-5.85GHz

12/04/2021

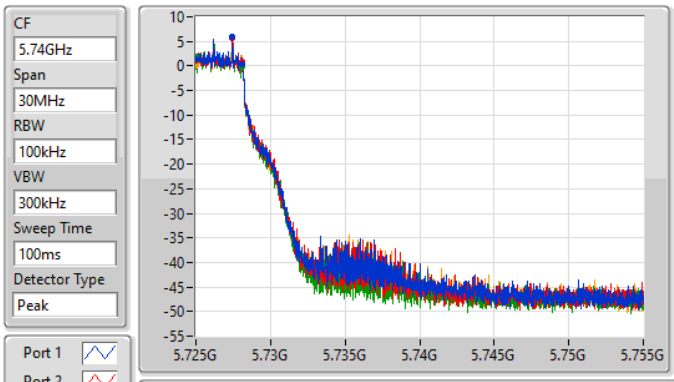

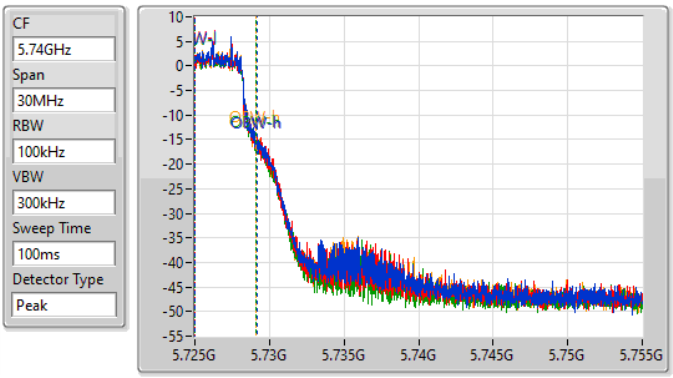

6dB(Hz)	Fl-6dB(Hz)	Fh-6dB(Hz)	OBW(Hz)	Fl-OBW(Hz)	Fh-OBW(Hz)	Limit(Hz)	Port
3.105M	5.725G	5.728105G	4.123M	5.725022G	5.729145G	500k	1
3.105M	5.725G	5.728105G	4.168M	5.725022G	5.72919G	500k	2
3.105M	5.725G	5.728105G	4.108M	5.725022G	5.72913G	500k	3
3.09M	5.725015G	5.728105G	4.078M	5.725022G	5.7291G	500k	4

802.11ac VHT20_Nss1,(MCS0)_4TX EBW

5260MHz

09/03/2021

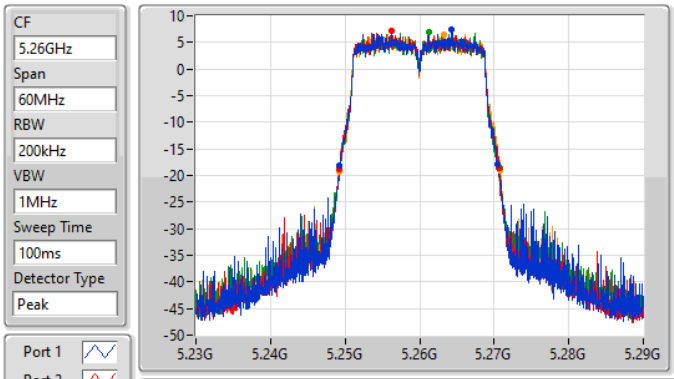

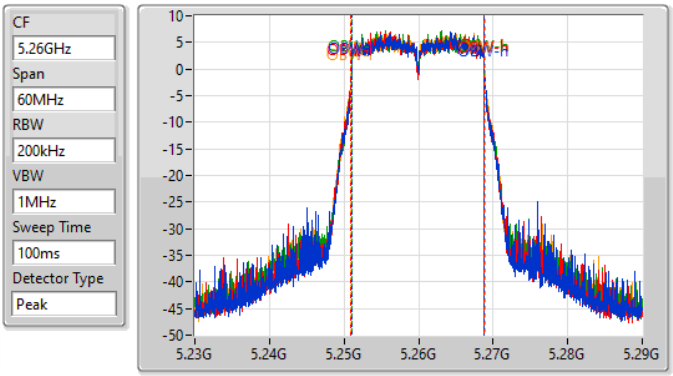

26dB(Hz)	Fl-26dB(Hz)	Fh-26dB(Hz)	OBW(Hz)	Fl-OBW(Hz)	Fh-OBW(Hz)	Limit(Hz)	Port
21.3M	5.2492G	5.2705G	17.841M	5.251004G	5.268846G	Inf	1
21.51M	5.24917G	5.27068G	17.871M	5.250975G	5.268846G	Inf	2
21.45M	5.24926G	5.27071G	17.841M	5.251004G	5.268846G	Inf	3
21.63M	5.24914G	5.27077G	17.901M	5.250975G	5.268876G	Inf	4

802.11ac VHT20_Nss1,(MCS0)_4TX EBW

5300MHz

09/03/2021

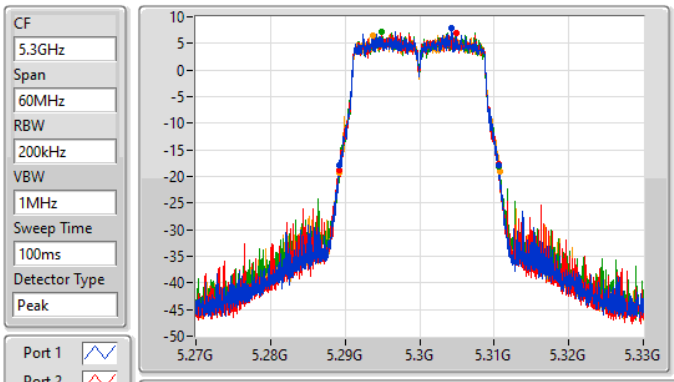

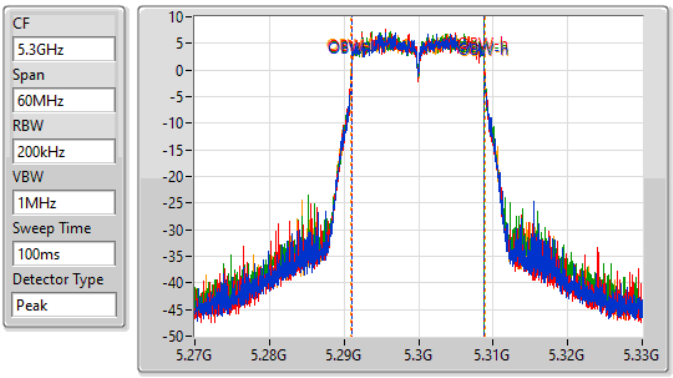

26dB(Hz)	Fl-26dB(Hz)	Fh-26dB(Hz)	OBW(Hz)	Fl-OBW(Hz)	Fh-OBW(Hz)	Limit(Hz)	Port
21.33M	5.28923G	5.31056G	17.841M	5.291004G	5.308846G	Inf	1
21.42M	5.28914G	5.31056G	17.841M	5.291004G	5.308846G	Inf	2
21.42M	5.28917G	5.31059G	17.811M	5.291034G	5.308846G	Inf	3
21.57M	5.28914G	5.31071G	17.901M	5.290975G	5.308876G	Inf	4

802.11ac VHT20_Nss1,(MCS0)_4TX EBW

5320MHz

09/03/2021

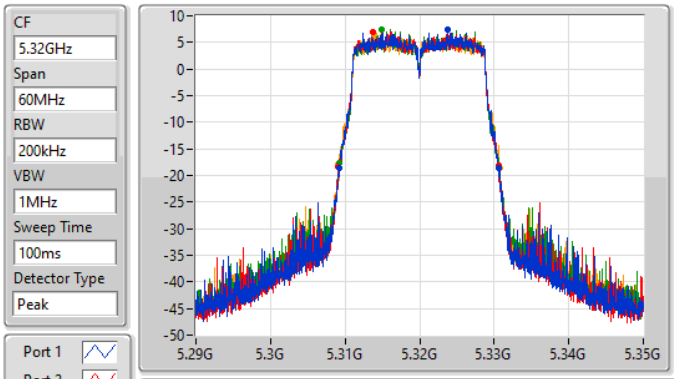

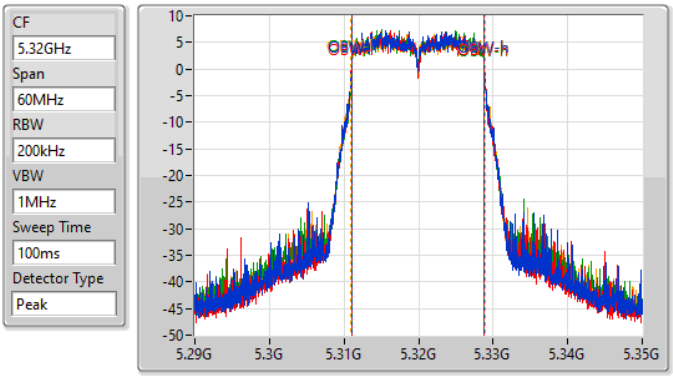

26dB(Hz)	Fl-26dB(Hz)	Fh-26dB(Hz)	OBW(Hz)	Fl-OBW(Hz)	Fh-OBW(Hz)	Limit(Hz)	Port
21.3M	5.30926G	5.33056G	17.841M	5.311004G	5.328846G	Inf	1
21.51M	5.30911G	5.33062G	17.841M	5.311004G	5.328846G	Inf	2
21.39M	5.30926G	5.33065G	17.841M	5.311004G	5.328846G	Inf	3
21.63M	5.30911G	5.33074G	17.901M	5.310975G	5.328876G	Inf	4

802.11ac VHT20_Nss1,(MCS0)_4TX EBW

5500MHz

09/03/2021

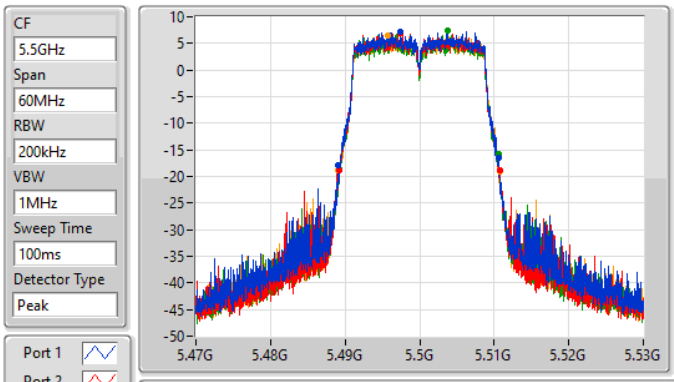

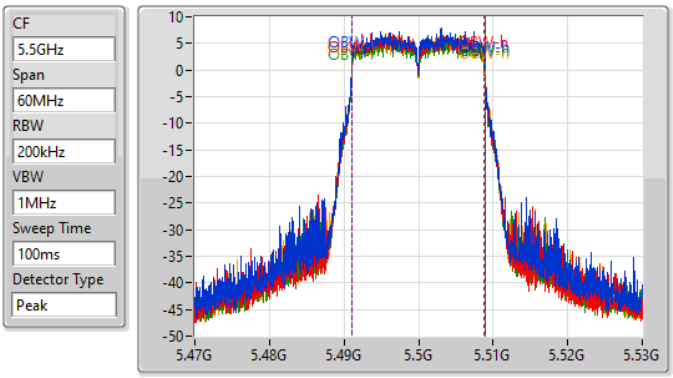

26dB(Hz)	Fl-26dB(Hz)	Fh-26dB(Hz)	OBW(Hz)	Fl-OBW(Hz)	Fh-OBW(Hz)	Limit(Hz)	Port
21.63M	5.48902G	5.51065G	17.841M	5.491034G	5.508876G	Inf	1
21.42M	5.48929G	5.51071G	17.811M	5.491034G	5.508846G	Inf	2
21.3M	5.48929G	5.51059G	17.841M	5.491034G	5.508876G	Inf	3
21.63M	5.48908G	5.51071G	17.871M	5.491034G	5.508906G	Inf	4

802.11ac VHT20_Nss1,(MCS0)_4TX EBW

5580MHz

09/03/2021

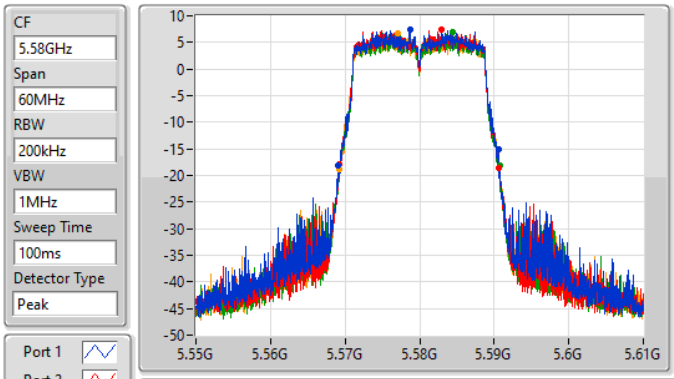

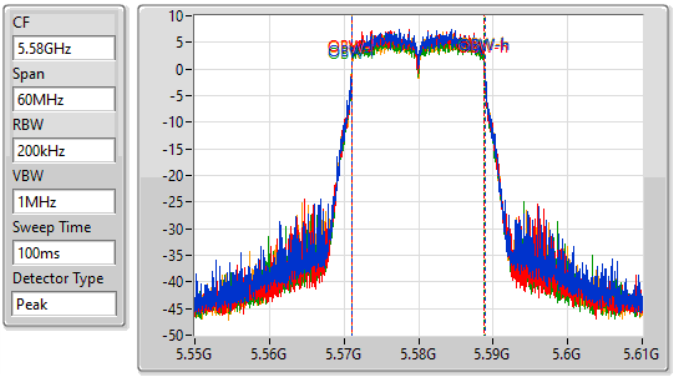

26dB(Hz)	Fl-26dB(Hz)	Fh-26dB(Hz)	OBW(Hz)	Fl-OBW(Hz)	Fh-OBW(Hz)	Limit(Hz)	Port
21.45M	5.56911G	5.59056G	17.841M	5.571034G	5.588876G	Inf	1
21.33M	5.56923G	5.59056G	17.811M	5.571034G	5.588846G	Inf	2
21.42M	5.56929G	5.59071G	17.811M	5.571034G	5.588846G	Inf	3
21.57M	5.56917G	5.59074G	17.871M	5.571004G	5.588876G	Inf	4

802.11ac VHT20_Nss1,(MCS0)_4TX EBW

5700MHz

09/03/2021

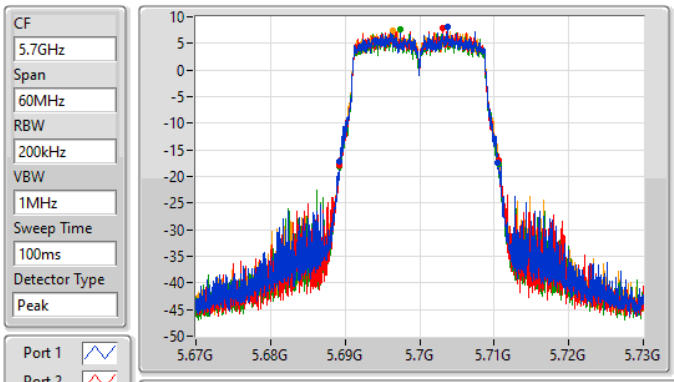

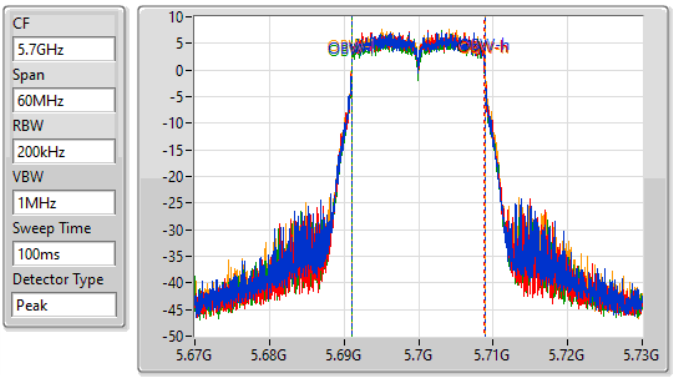

26dB(Hz)	Fl-26dB(Hz)	Fh-26dB(Hz)	OBW(Hz)	Fl-OBW(Hz)	Fh-OBW(Hz)	Limit(Hz)	Port
21.18M	5.68929G	5.71047G	17.841M	5.691034G	5.708876G	Inf	1
21.45M	5.6892G	5.71065G	17.811M	5.691034G	5.708846G	Inf	2
21.27M	5.68929G	5.71056G	17.811M	5.691034G	5.708846G	Inf	3
21.48M	5.6892G	5.71068G	17.901M	5.691004G	5.708906G	Inf	4

802.11ac VHT20_Nss1,(MCS0)_4TX EBW

5720MHz Straddle 5.47-5.725GHz

12/04/2021

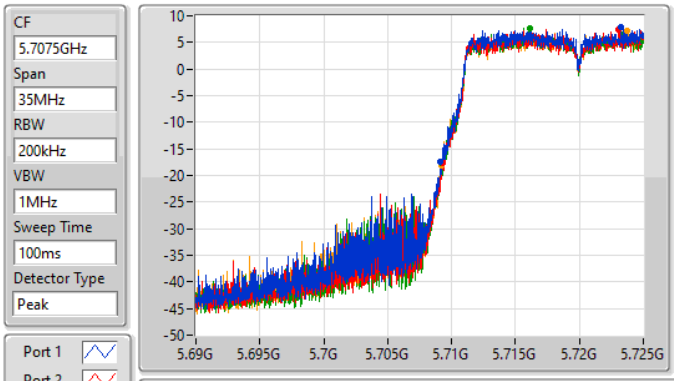

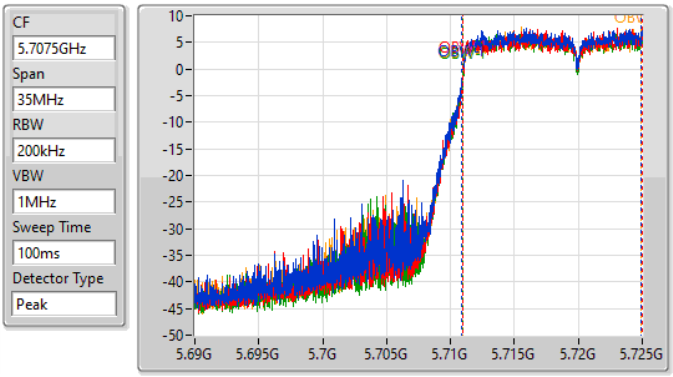

26dB(Hz)	Fl-26dB(Hz)	Fh-26dB(Hz)	OBW(Hz)	Fl-OBW(Hz)	Fh-OBW(Hz)	Limit(Hz)	Port
15.855M	5.709145G	5.725G	14.028M	5.710911G	5.724939G	Inf	1
15.698M	5.709303G	5.725G	13.976M	5.710981G	5.724956G	Inf	2
15.803M	5.709198G	5.725G	14.01M	5.710946G	5.724956G	Inf	3
15.785M	5.709215G	5.725G	13.976M	5.710963G	5.724939G	Inf	4

802.11ac VHT20_Nss1,(MCS0)_4TX EBW

5720MHz Straddle 5.725-5.85GHz

12/04/2021

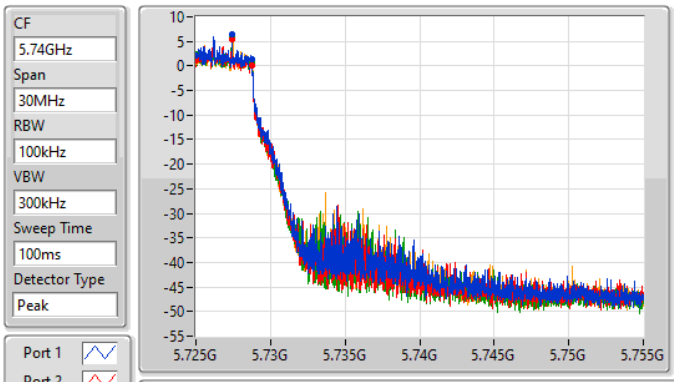

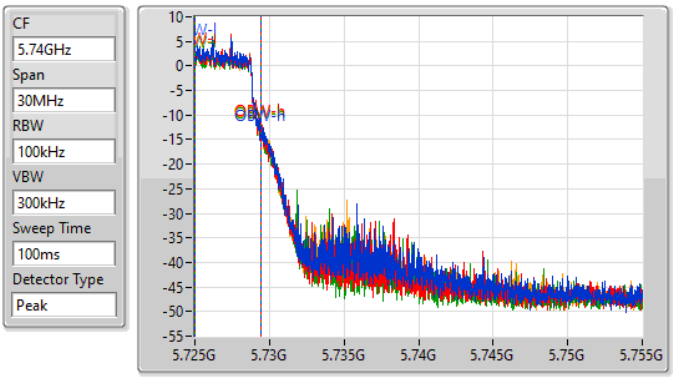

6dB(Hz)	Fl-6dB(Hz)	Fh-6dB(Hz)	OBW(Hz)	Fl-OBW(Hz)	Fh-OBW(Hz)	Limit(Hz)	Port
3.72M	5.725G	5.72872G	4.423M	5.725022G	5.729445G	500k	1
3.735M	5.725G	5.728735G	4.393M	5.725022G	5.729415G	500k	2
3.72M	5.725G	5.72872G	4.378M	5.725022G	5.7294G	500k	3
3.72M	5.725G	5.72872G	4.378M	5.725022G	5.7294G	500k	4

802.11ac VHT40_Nss1,(MCS0)_4TX EBW

5270MHz

09/03/2021

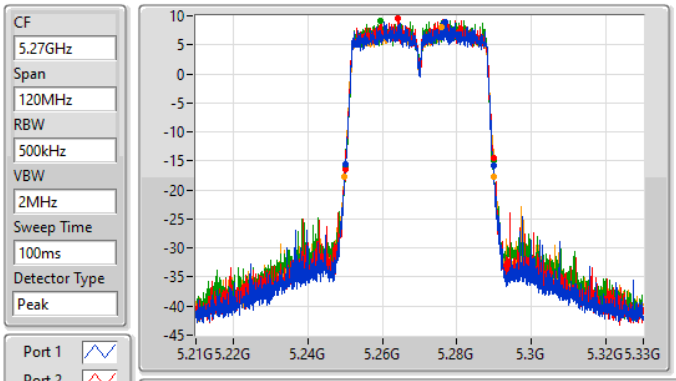

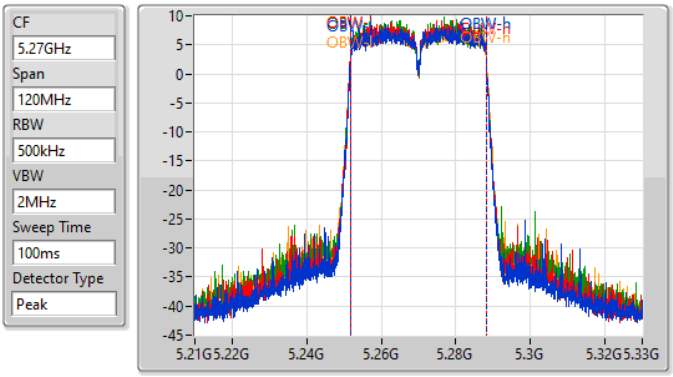

26dB(Hz)	Fl-26dB(Hz)	Fh-26dB(Hz)	OBW(Hz)	Fl-OBW(Hz)	Fh-OBW(Hz)	Limit(Hz)	Port
39.66M	5.2502G	5.28986G	36.282M	5.251829G	5.288111G	Inf	1
39.72M	5.25002G	5.28974G	36.342M	5.251769G	5.288111G	Inf	2
39.9M	5.24996G	5.28986G	36.282M	5.251829G	5.288111G	Inf	3
40.2M	5.24978G	5.28998G	36.462M	5.251709G	5.288171G	Inf	4

802.11ac VHT40_Nss1,(MCS0)_4TX EBW

5310MHz

09/03/2021

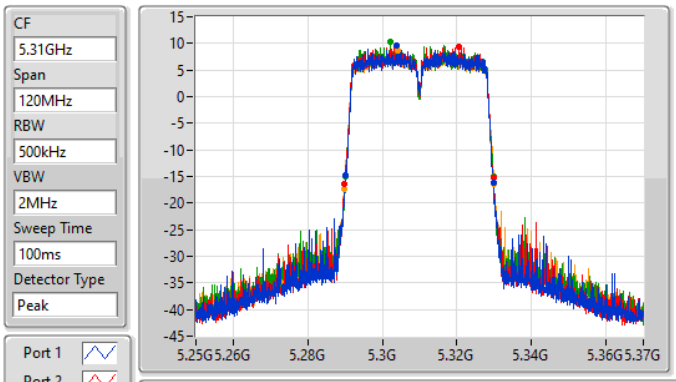

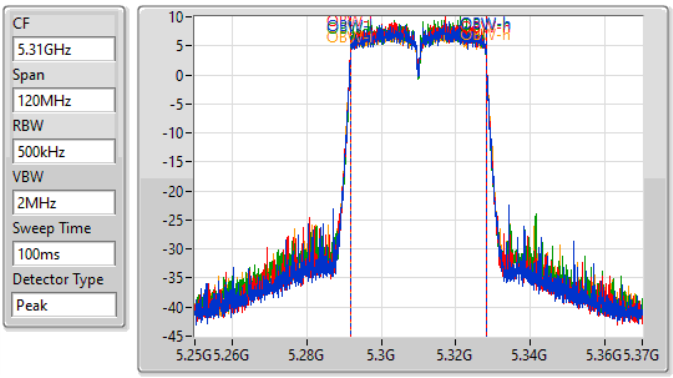

26dB(Hz)	Fl-26dB(Hz)	Fh-26dB(Hz)	OBW(Hz)	Fl-OBW(Hz)	Fh-OBW(Hz)	Limit(Hz)	Port
39.66M	5.29008G	5.32974G	36.342M	5.291769G	5.328111G	Inf	1
39.9M	5.28984G	5.32974G	36.342M	5.291769G	5.328111G	Inf	2
39.6M	5.29014G	5.32974G	36.342M	5.291769G	5.328111G	Inf	3
40.14M	5.28978G	5.32992G	36.462M	5.291709G	5.328171G	Inf	4

802.11ac VHT40_Nss1,(MCS0)_4TX EBW

5510MHz

09/03/2021

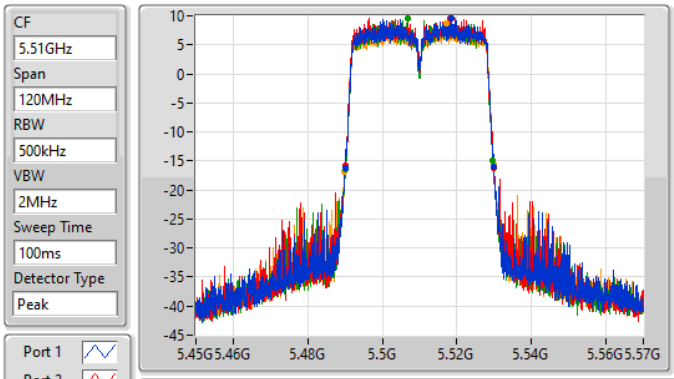

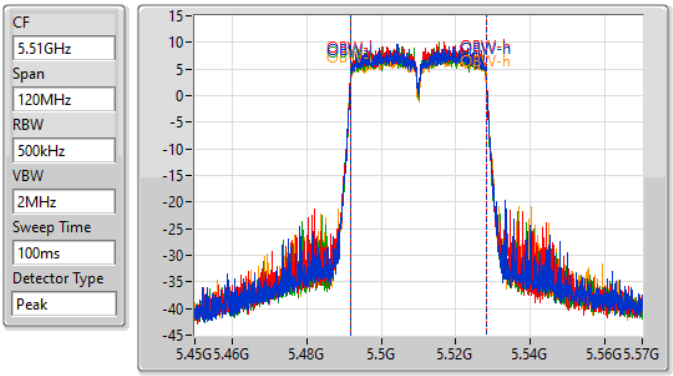

26dB(Hz)	Fl-26dB(Hz)	Fh-26dB(Hz)	OBW(Hz)	Fl-OBW(Hz)	Fh-OBW(Hz)	Limit(Hz)	Port
40.08M	5.48996G	5.53004G	36.342M	5.491769G	5.528111G	Inf	1
39.9M	5.48996G	5.52986G	36.342M	5.491769G	5.528111G	Inf	2
39.6M	5.49008G	5.52968G	36.342M	5.491769G	5.528111G	Inf	3
40.2M	5.48972G	5.52992G	36.462M	5.491709G	5.528171G	Inf	4

802.11ac VHT40_Nss1,(MCS0)_4TX EBW

5550MHz

09/03/2021

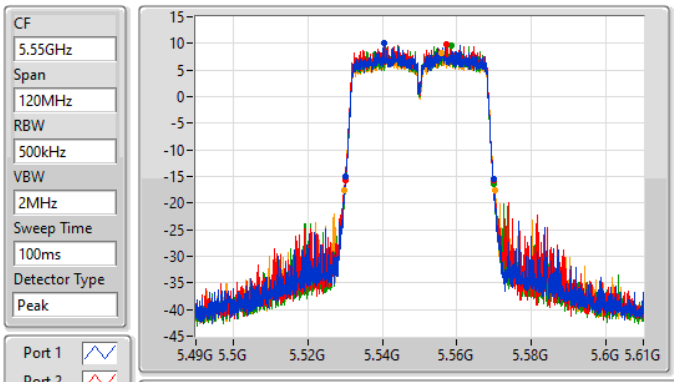

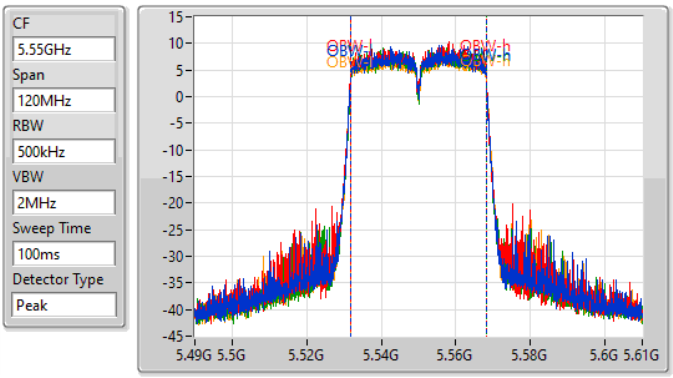

26dB(Hz)	Fl-26dB(Hz)	Fh-26dB(Hz)	OBW(Hz)	Fl-OBW(Hz)	Fh-OBW(Hz)	Limit(Hz)	Port
39.66M	5.53014G	5.5698G	36.282M	5.531829G	5.568111G	Inf	1
39.9M	5.52996G	5.56986G	36.342M	5.531769G	5.568111G	Inf	2
39.78M	5.53008G	5.56986G	36.342M	5.531769G	5.568111G	Inf	3
40.2M	5.5299G	5.5701G	36.402M	5.531769G	5.568171G	Inf	4

802.11ac VHT40_Nss1,(MCS0)_4TX EBW

5670MHz

09/03/2021

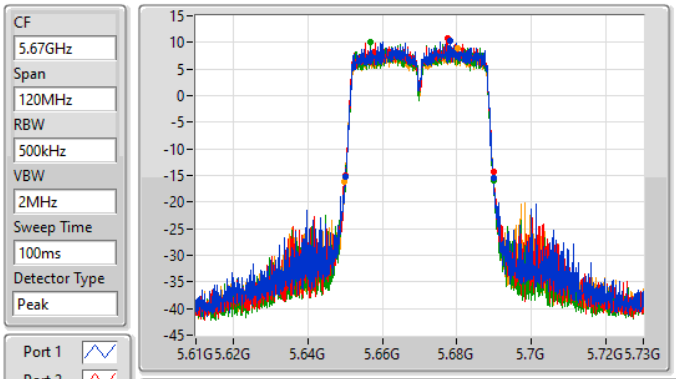

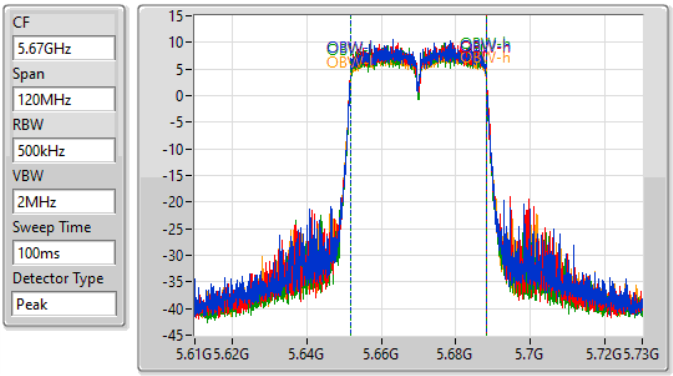

26dB(Hz)	Fl-26dB(Hz)	Fh-26dB(Hz)	OBW(Hz)	Fl-OBW(Hz)	Fh-OBW(Hz)	Limit(Hz)	Port
39.6M	5.6502G	5.6898G	36.282M	5.651829G	5.688111G	Inf	1
39.72M	5.65002G	5.68974G	36.402M	5.651769G	5.688171G	Inf	2
39.84M	5.65002G	5.68986G	36.342M	5.651769G	5.688111G	Inf	3
40.02M	5.6499G	5.68992G	36.462M	5.651709G	5.688171G	Inf	4

802.11ac VHT40_Nss1,(MCS0)_4TX EBW

5710MHz Straddle 5.47-5.725GHz

12/04/2021

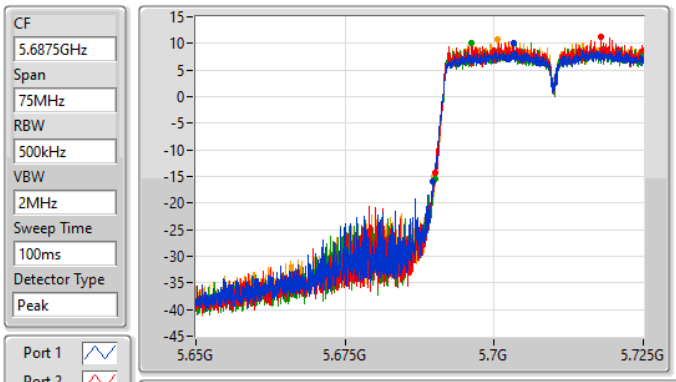

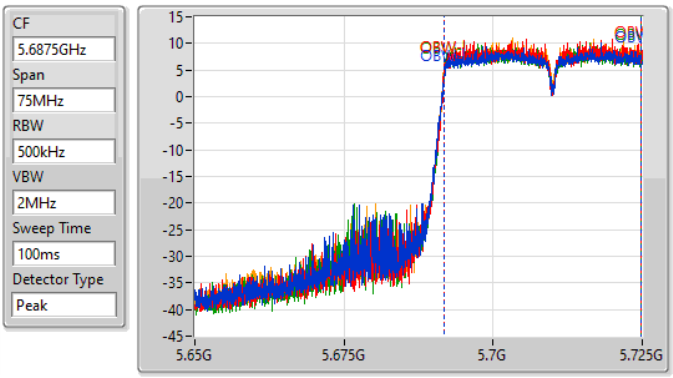

26dB(Hz)	Fl-26dB(Hz)	Fh-26dB(Hz)	OBW(Hz)	Fl-OBW(Hz)	Fh-OBW(Hz)	Limit(Hz)	Port
35.213M	5.689788G	5.725G	33.096M	5.691698G	5.724794G	Inf	1
34.8M	5.6902G	5.725G	33.058M	5.691773G	5.724831G	Inf	2
34.988M	5.690013G	5.725G	33.096M	5.691735G	5.724831G	Inf	3
35.063M	5.689938G	5.725G	33.096M	5.691735G	5.724831G	Inf	4

802.11ac VHT40_Nss1,(MCS0)_4TX EBW

5710MHz Straddle 5.725-5.85GHz

12/04/2021

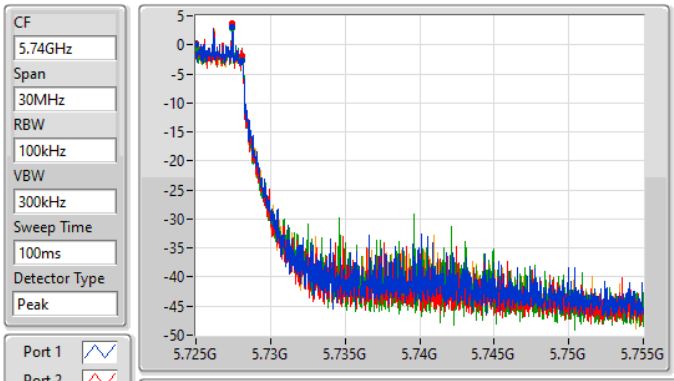

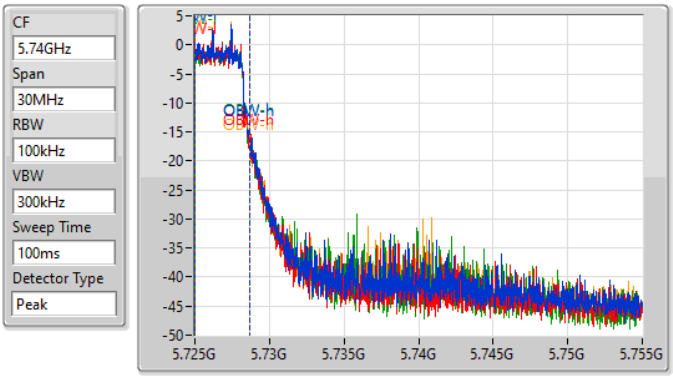

6dB(Hz)	Fl-6dB(Hz)	Fh-6dB(Hz)	OBW(Hz)	Fl-OBW(Hz)	Fh-OBW(Hz)	Limit(Hz)	Port
3.12M	5.725G	5.72812G	3.673M	5.725007G	5.728681G	500k	1
3.105M	5.725G	5.728105G	3.628M	5.725022G	5.728651G	500k	2
3.12M	5.725G	5.72812G	3.658M	5.725007G	5.728666G	500k	3
3.105M	5.725G	5.728105G	3.628M	5.725022G	5.728651G	500k	4

802.11ac VHT80_Nss1,(MCS0)_4TX EBW

5290MHz

09/03/2021

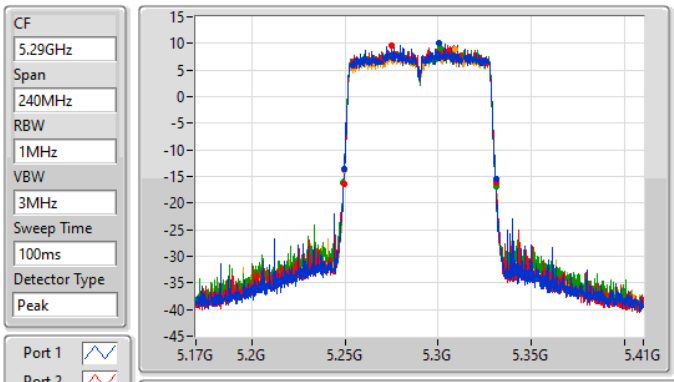

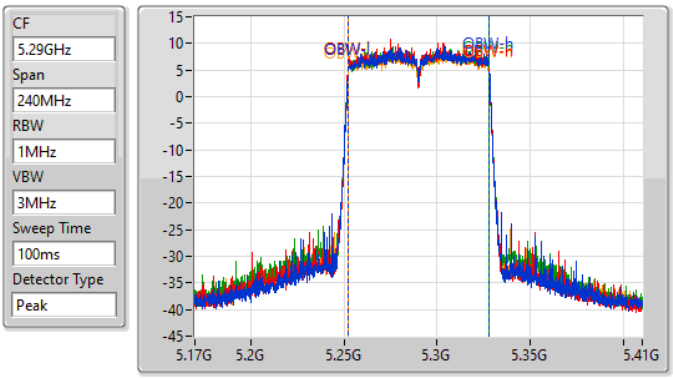

26dB(Hz)	Fl-26dB(Hz)	Fh-26dB(Hz)	OBW(Hz)	Fl-OBW(Hz)	Fh-OBW(Hz)	Limit(Hz)	Port
81.48M	5.24932G	5.3308G	75.922M	5.252099G	5.328021G	Inf	1
81.48M	5.24944G	5.33092G	75.802M	5.252099G	5.327901G	Inf	2
81.84M	5.2492G	5.33104G	75.802M	5.252099G	5.327901G	Inf	3
81.72M	5.24932G	5.33104G	75.802M	5.252099G	5.327901G	Inf	4

802.11ac VHT80_Nss1,(MCS0)_4TX EBW

5530MHz

09/03/2021

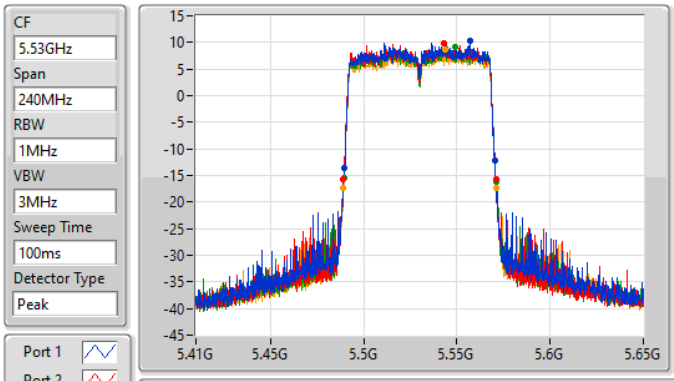

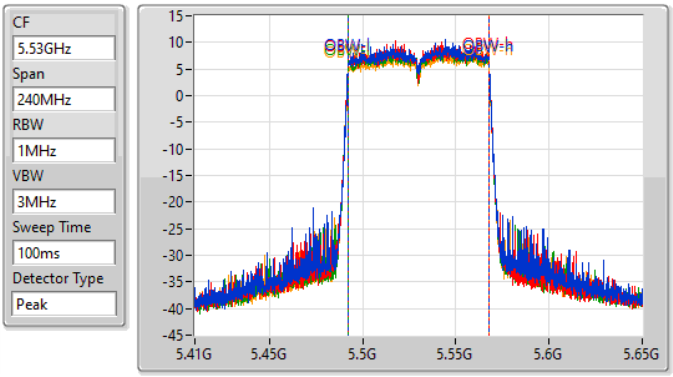

26dB(Hz)	Fl-26dB(Hz)	Fh-26dB(Hz)	OBW(Hz)	Fl-OBW(Hz)	Fh-OBW(Hz)	Limit(Hz)	Port
81.12M	5.48932G	5.57044G	75.682M	5.492219G	5.567901G	Inf	1
81.84M	5.4892G	5.57104G	75.802M	5.492099G	5.567901G	Inf	2
81.6M	5.48932G	5.57092G	75.802M	5.492099G	5.567901G	Inf	3
81.96M	5.48896G	5.57092G	75.802M	5.492099G	5.567901G	Inf	4

802.11ac VHT80_Nss1,(MCS0)_4TX EBW

5610MHz

09/03/2021

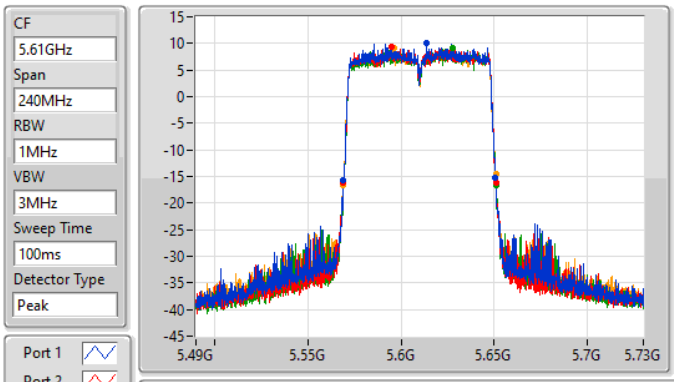

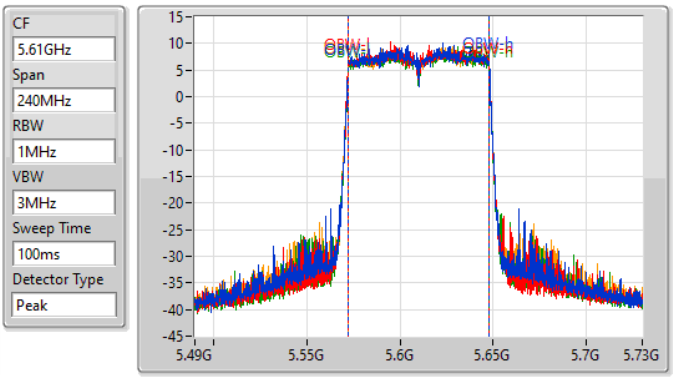

26dB(Hz)	Fl-26dB(Hz)	Fh-26dB(Hz)	OBW(Hz)	Fl-OBW(Hz)	Fh-OBW(Hz)	Limit(Hz)	Port
81.48M	5.5692G	5.65068G	75.802M	5.572099G	5.647901G	Inf	1
81.6M	5.5692G	5.6508G	75.802M	5.572099G	5.647901G	Inf	2
81.72M	5.5692G	5.65092G	75.922M	5.572099G	5.648021G	Inf	3
81.96M	5.56896G	5.65092G	75.802M	5.572099G	5.647901G	Inf	4

802.11ac VHT80_Nss1,(MCS0)_4TX EBW

5690MHz Straddle 5.47-5.725GHz

12/04/2021

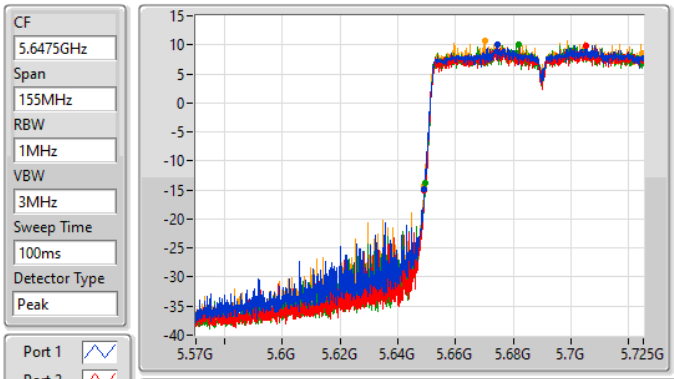

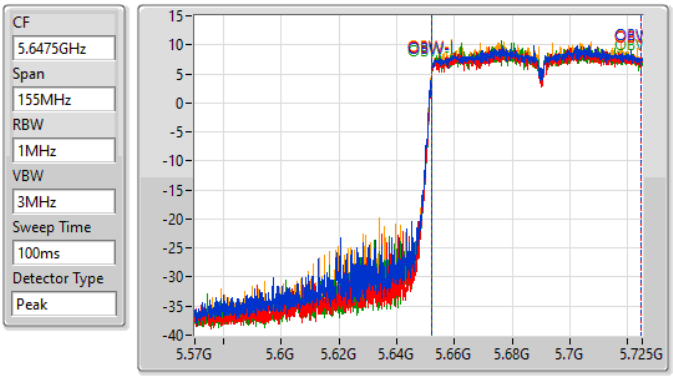

26dB(Hz)	Fl-26dB(Hz)	Fh-26dB(Hz)	OBW(Hz)	Fl-OBW(Hz)	Fh-OBW(Hz)	Limit(Hz)	Port
76.105M	5.648895G	5.725G	72.504M	5.65207G	5.724574G	Inf	1
75.873M	5.649128G	5.725G	72.659M	5.651993G	5.724651G	Inf	2
75.64M	5.64936G	5.725G	72.504M	5.65207G	5.724574G	Inf	3
75.795M	5.649205G	5.725G	72.581M	5.651993G	5.724574G	Inf	4

802.11ac VHT80_Nss1,(MCS0)_4TX EBW

5690MHz Straddle 5.725-5.85GHz

12/04/2021

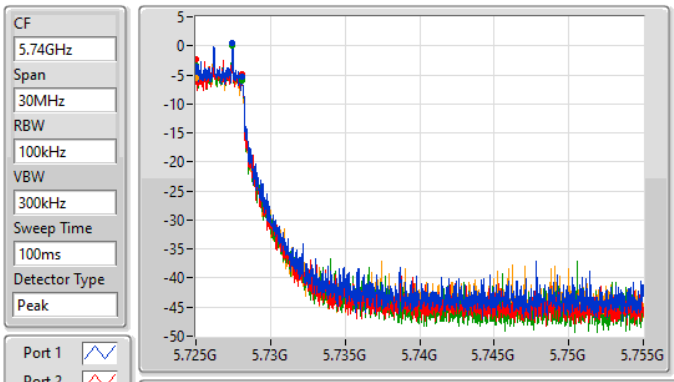

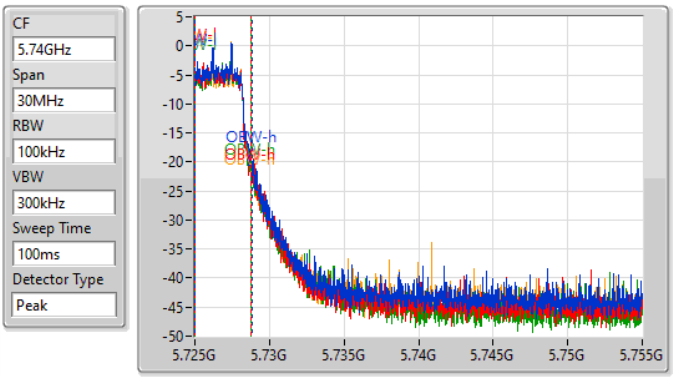

6dB(Hz)	Fl-6dB(Hz)	Fh-6dB(Hz)	OBW(Hz)	Fl-OBW(Hz)	Fh-OBW(Hz)	Limit(Hz)	Port
3.06M	5.725015G	5.728075G	3.838M	5.725007G	5.728846G	500k	1
3.09M	5.725G	5.72809G	3.748M	5.725007G	5.728756G	500k	2
3.12M	5.725G	5.72812G	3.733M	5.725007G	5.728741G	500k	3
3.105M	5.725G	5.728105G	3.763M	5.725007G	5.728771G	500k	4

Summary

Mode	Total Power (dBm)	Total Power (W)
5.25-5.35GHz	-	-
802.11a_Nss1,(6Mbps)_4TX	23.97	0.24946
802.11ac VHT20_Nss1,(MCS0)_4TX	23.97	0.24946
802.11ac VHT40_Nss1,(MCS0)_4TX	23.86	0.24322
802.11ac VHT80_Nss1,(MCS0)_4TX	23.27	0.21232
5.47-5.725GHz	-	-
802.11a_Nss1,(6Mbps)_4TX	23.93	0.24717
802.11ac VHT20_Nss1,(MCS0)_4TX	23.96	0.24889
802.11ac VHT40_Nss1,(MCS0)_4TX	23.95	0.24831
802.11ac VHT80_Nss1,(MCS0)_4TX	23.89	0.24491
5.725-5.85GHz	-	-
802.11a_Nss1,(6Mbps)_4TX	16.55	0.04519
802.11ac VHT20_Nss1,(MCS0)_4TX	17.31	0.05383
802.11ac VHT40_Nss1,(MCS0)_4TX	13.53	0.02254
802.11ac VHT80_Nss1,(MCS0)_4TX	10.04	0.01009

Result

Mode	Result	DG (dBi)	Port 1 (dBm)	Port 2 (dBm)	Port 3 (dBm)	Port 4 (dBm)	Total Power (dBm)	Power Limit (dBm)
802.11a_Nss1,(6Mbps)_4TX	-	-	-	-	-	-	-	-
5260MHz	Pass	5.58	17.77	17.87	18.14	17.93	23.95	23.98
5300MHz	Pass	5.58	18.03	17.94	17.99	17.84	23.97	23.98
5320MHz	Pass	5.58	18.02	17.88	17.89	17.77	23.91	23.98
5500MHz	Pass	4.43	18.24	18.08	17.81	17.45	23.93	23.98
5580MHz	Pass	4.43	18.30	17.71	17.80	17.36	23.83	23.98
5700MHz	Pass	4.43	17.79	17.95	17.83	17.95	23.90	23.98
5720MHz Straddle 5.47-5.725GHz	Pass	4.43	17.02	16.92	16.32	16.78	22.79	22.92
5720MHz Straddle 5.725-5.85GHz	Pass	3.94	10.73	10.49	10.32	10.56	16.55	30.00
802.11ac VHT20_Nss1,(MCS0)_4TX	-	-	-	-	-	-	-	-
5260MHz	Pass	5.58	17.81	17.80	17.59	17.87	23.79	23.98
5300MHz	Pass	5.58	17.82	18.08	18.02	17.87	23.97	23.98
5320MHz	Pass	5.58	18.00	17.91	17.88	17.89	23.94	23.98
5500MHz	Pass	4.43	18.33	18.17	17.62	17.39	23.92	23.98
5580MHz	Pass	4.43	18.17	18.21	17.74	17.61	23.96	23.98
5700MHz	Pass	4.43	17.92	17.99	17.58	17.96	23.89	23.98
5720MHz Straddle 5.47-5.725GHz	Pass	4.43	17.18	16.78	16.66	16.77	22.87	22.96
5720MHz Straddle 5.725-5.85GHz	Pass	3.94	11.65	11.39	11.05	11.05	17.31	30.00
802.11ac VHT40_Nss1,(MCS0)_4TX	-	-	-	-	-	-	-	-
5270MHz	Pass	5.58	17.59	17.90	17.85	17.99	23.86	23.98
5310MHz	Pass	5.58	17.46	17.99	17.67	17.77	23.75	23.98
5510MHz	Pass	4.43	17.70	18.20	17.50	17.62	23.78	23.98
5550MHz	Pass	4.43	17.69	18.12	17.50	17.64	23.76	23.98
5670MHz	Pass	4.43	18.18	18.11	17.52	17.82	23.94	23.98
5710MHz Straddle 5.47-5.725GHz	Pass	4.43	18.09	17.84	17.72	18.06	23.95	23.98
5710MHz Straddle 5.725-5.85GHz	Pass	3.94	7.70	7.42	7.47	7.44	13.53	30.00
802.11ac VHT80_Nss1,(MCS0)_4TX	-	-	-	-	-	-	-	-
5290MHz	Pass	5.58	17.27	17.23	17.39	17.12	23.27	23.98
5530MHz	Pass	4.43	18.05	18.08	17.52	17.22	23.75	23.98
5610MHz	Pass	4.43	17.99	17.94	17.59	17.94	23.89	23.98
5690MHz Straddle 5.47-5.725GHz	Pass	4.43	18.30	17.52	17.58	17.98	23.88	23.98
5690MHz Straddle 5.725-5.85GHz	Pass	3.94	4.47	3.87	3.80	3.90	10.04	30.00

DG = Directional Gain; **Port X** = Port X output power

802.11a_Nss1,(6Mbps)_4TX — AV Power

5720MHz Straddle 5.47-5.725GHz

12/04/2021

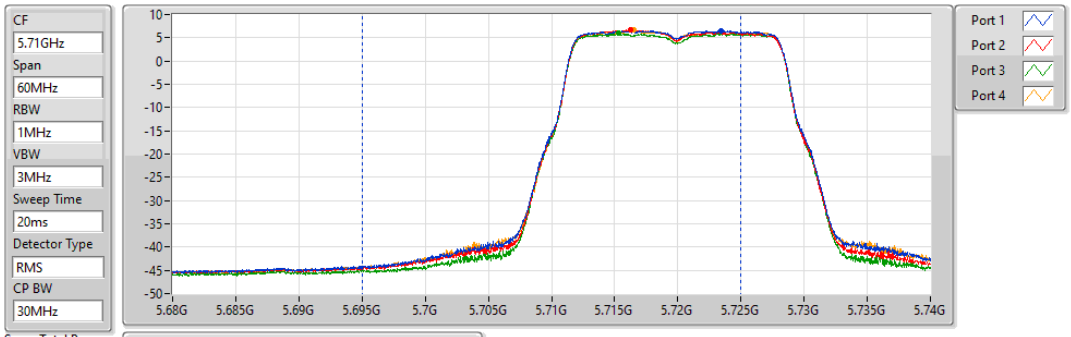

Sum=Total Power
PX=Port X

Sum(dBm)	P1(dBm)	P2(dBm)	P3(dBm)	P4(dBm)
22.79	17.02	16.92	16.32	16.78

802.11a_Nss1,(6Mbps)_4TX — AV Power

5720MHz Straddle 5.725-5.85GHz

12/04/2021

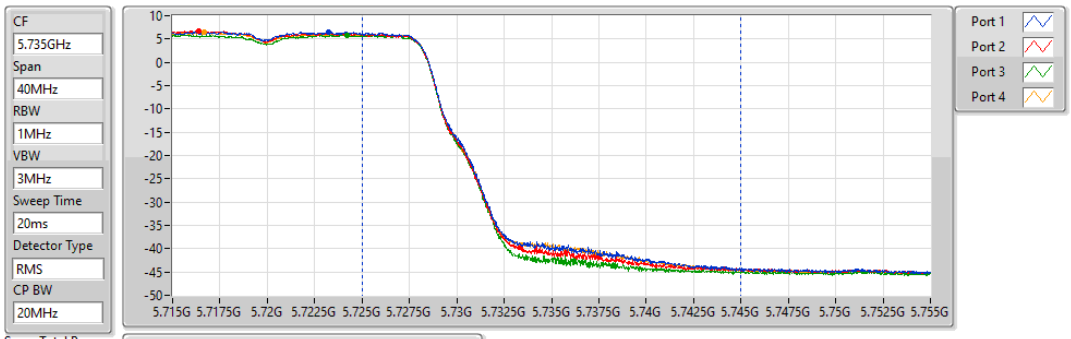

Sum=Total Power
PX=Port X

Sum(dBm)	P1(dBm)	P2(dBm)	P3(dBm)	P4(dBm)
16.55	10.73	10.49	10.32	10.56

802.11ac VHT20_Nss1,(MCS0)_4TX — AV Power

5720MHz Straddle 5.47-5.725GHz

12/04/2021

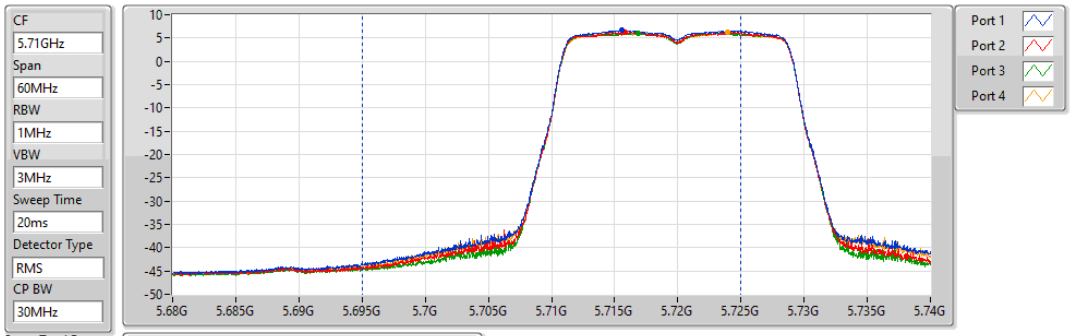

Sum=Total Power
PX=Port X

Sum(dBm)	P1(dBm)	P2(dBm)	P3(dBm)	P4(dBm)
22.87	17.18	16.78	16.66	16.77

802.11ac VHT20_Nss1,(MCS0)_4TX — AV Power

5720MHz Straddle 5.725-5.85GHz

12/04/2021

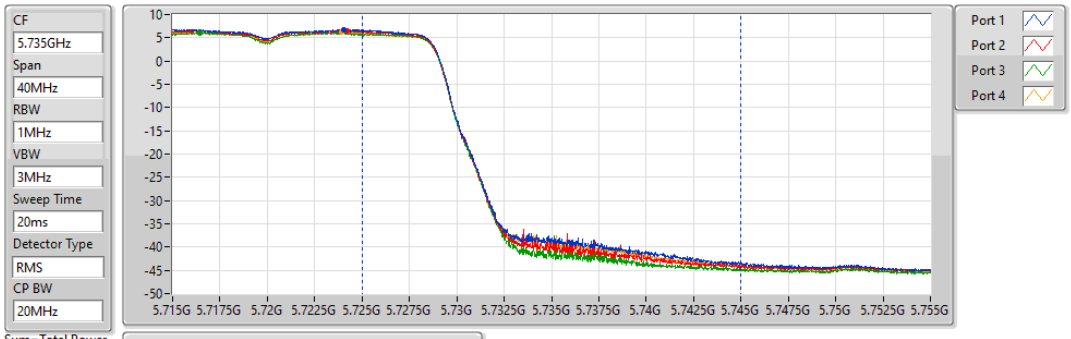

Sum=Total Power
PX=Port X

Sum(dBm)	P1(dBm)	P2(dBm)	P3(dBm)	P4(dBm)
17.31	11.65	11.39	11.05	11.05

802.11ac VHT40_Nss1,(MCS0)_4TX — AV Power

5710MHz Straddle 5.47-5.725GHz

12/04/2021

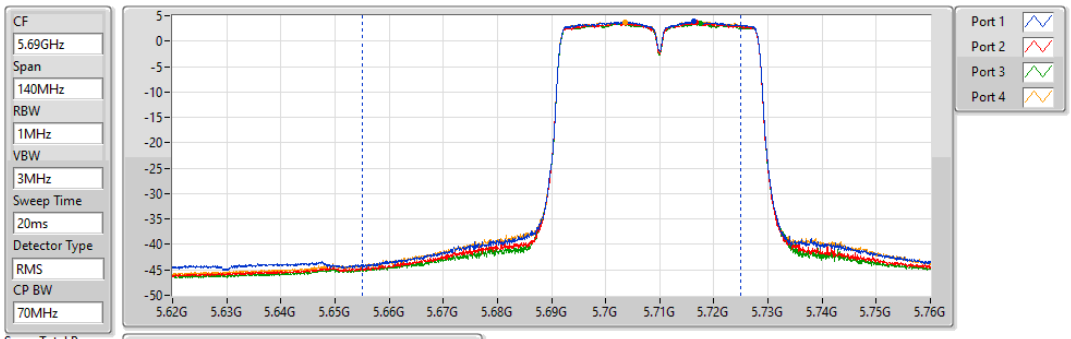

Sum=Total Power
PX=Port X

Sum(dBm)	P1(dBm)	P2(dBm)	P3(dBm)	P4(dBm)
23.95	18.09	17.84	17.72	18.06

802.11ac VHT40_Nss1,(MCS0)_4TX — AV Power

5710MHz Straddle 5.725-5.85GHz

12/04/2021

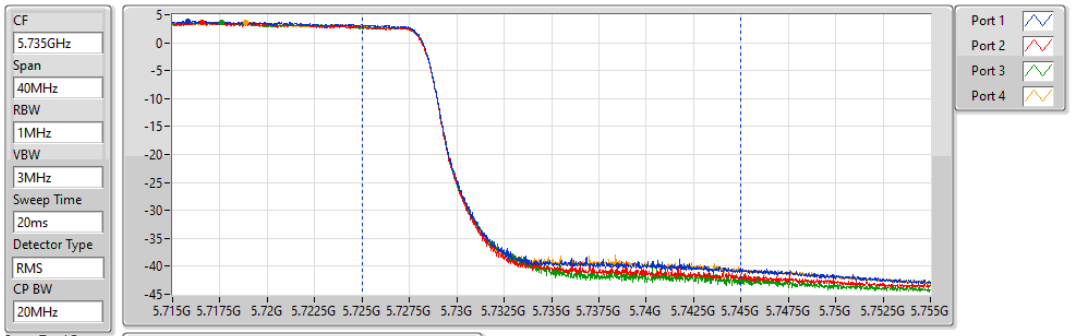

Sum=Total Power
PX=Port X

Sum(dBm)	P1(dBm)	P2(dBm)	P3(dBm)	P4(dBm)
13.53	7.70	7.42	7.47	7.44

802.11ac VHT80_Nss1,(MCS0)_4TX AV Power

5690MHz Straddle 5.47-5.725GHz

12/04/2021

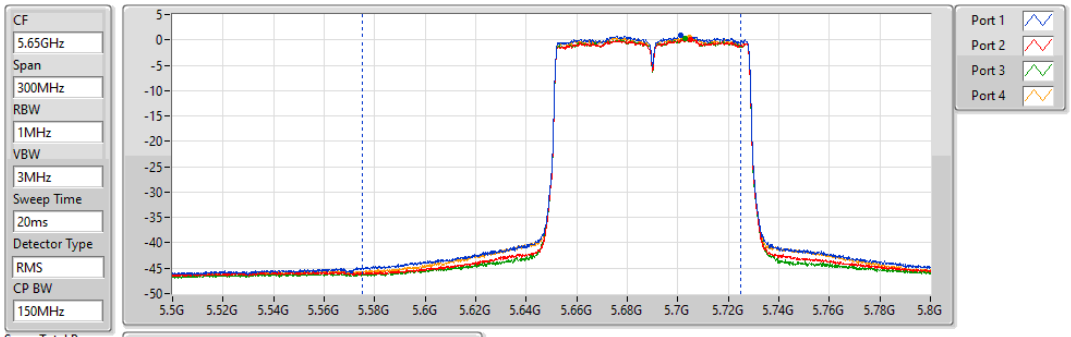

Sum=Total Power
PX=Port X

Sum(dBm)	P1(dBm)	P2(dBm)	P3(dBm)	P4(dBm)
23.88	18.30	17.52	17.58	17.98

802.11ac VHT80_Nss1,(MCS0)_4TX AV Power

5690MHz Straddle 5.725-5.85GHz

12/04/2021

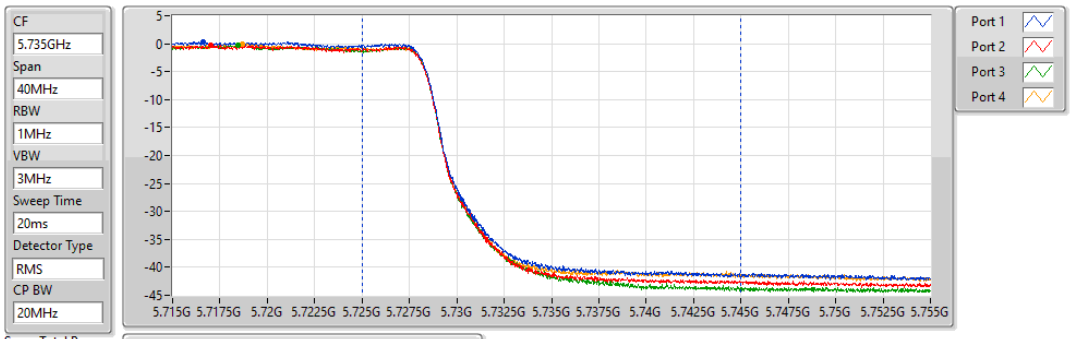

Sum=Total Power
PX=Port X

Sum(dBm)	P1(dBm)	P2(dBm)	P3(dBm)	P4(dBm)
10.04	4.47	3.87	3.80	3.90

Summary

Mode	PD (dBm/RBW)
5.25-5.35GHz	-
802.11a_Nss1,(6Mbps)_4TX	10.89
802.11ac VHT20_Nss1,(MCS0)_4TX	10.50
802.11ac VHT40_Nss1,(MCS0)_4TX	7.46
802.11ac VHT80_Nss1,(MCS0)_4TX	4.08
5.47-5.725GHz	-
802.11a_Nss1,(6Mbps)_4TX	10.80
802.11ac VHT20_Nss1,(MCS0)_4TX	10.78
802.11ac VHT40_Nss1,(MCS0)_4TX	8.10
802.11ac VHT80_Nss1,(MCS0)_4TX	4.80
5.725-5.85GHz	-
802.11a_Nss1,(6Mbps)_4TX	8.95
802.11ac VHT20_Nss1,(MCS0)_4TX	9.19
802.11ac VHT40_Nss1,(MCS0)_4TX	5.93
802.11ac VHT80_Nss1,(MCS0)_4TX	2.59

RBW = 500 kHz for 5.725-5.85GHz band / 1MHz for other band;

Result

Mode	Result	DG (dBi)	Port 1 (dBm/RBW)	Port 2 (dBm/RBW)	Port 3 (dBm/RBW)	Port 4 (dBm/RBW)	PD (dBm/RBW)	PD Limit (dBm/RBW)
802.11a_Nss1,(6Mbps)_4TX	-	-	-	-	-	-	-	-
5260MHz	Pass	5.80	4.36	4.75	4.85	4.55	10.51	11.00
5300MHz	Pass	5.80	4.98	5.06	5.12	4.86	10.89	11.00
5320MHz	Pass	5.80	4.68	4.99	4.86	4.80	10.73	11.00
5500MHz	Pass	5.17	4.83	4.90	4.26	4.03	10.40	11.00
5580MHz	Pass	5.17	4.89	5.08	4.59	4.38	10.62	11.00
5700MHz	Pass	5.17	4.33	4.45	4.42	4.51	10.31	11.00
5720MHz Straddle 5.47-5.725GHz	Pass	5.17	4.90	5.21	4.52	5.04	10.80	11.00
5720MHz Straddle 5.725-5.85GHz	Pass	5.21	3.32	3.20	2.86	3.03	8.95	30.00
802.11ac VHT20_Nss1,(MCS0)_4TX	-	-	-	-	-	-	-	-
5260MHz	Pass	5.80	4.29	4.30	4.34	4.40	10.20	11.00
5300MHz	Pass	5.80	4.53	4.58	4.66	4.45	10.50	11.00
5320MHz	Pass	5.80	4.51	4.47	4.62	4.49	10.36	11.00
5500MHz	Pass	5.17	4.79	4.43	4.18	3.98	10.21	11.00
5580MHz	Pass	5.17	4.93	4.71	4.24	4.04	10.37	11.00
5700MHz	Pass	5.17	4.56	4.55	4.18	4.56	10.32	11.00
5720MHz Straddle 5.47-5.725GHz	Pass	5.17	5.22	4.83	4.55	4.89	10.78	11.00
5720MHz Straddle 5.725-5.85GHz	Pass	5.21	3.64	3.34	2.81	3.12	9.19	30.00
802.11ac VHT40_Nss1,(MCS0)_4TX	-	-	-	-	-	-	-	-
5270MHz	Pass	5.80	1.21	1.73	1.38	1.64	7.46	11.00
5310MHz	Pass	5.80	1.18	1.70	1.34	1.43	7.30	11.00
5510MHz	Pass	5.17	1.54	1.80	1.10	1.10	7.22	11.00
5550MHz	Pass	5.17	1.19	1.79	1.11	1.20	7.20	11.00
5670MHz	Pass	5.17	1.94	1.85	1.18	1.44	7.43	11.00
5710MHz Straddle 5.47-5.725GHz	Pass	5.17	2.27	2.04	2.20	2.39	8.10	11.00
5710MHz Straddle 5.725-5.85GHz	Pass	5.21	0.19	-0.02	0.04	-0.06	5.93	30.00
802.11ac VHT80_Nss1,(MCS0)_4TX	-	-	-	-	-	-	-	-
5290MHz	Pass	5.80	-1.83	-1.66	-1.80	-2.11	4.08	11.00
5530MHz	Pass	5.17	-1.23	-1.53	-1.98	-2.25	4.18	11.00
5610MHz	Pass	5.17	-1.46	-1.59	-1.73	-1.60	4.18	11.00
5690MHz Straddle 5.47-5.725GHz	Pass	5.17	-0.65	-1.27	-1.26	-0.98	4.80	11.00
5690MHz Straddle 5.725-5.85GHz	Pass	5.21	-2.90	-3.39	-3.54	-3.39	2.59	30.00

DG = Directional Gain; **RBW** = 500 kHz for 5.725-5.85GHz band / 1MHz for other band;
PD = trace bin-by-bin of each transmits port summing can be performed maximum power density; **Port X** = Port X power density;

802.11a_Nss1,(6Mbps)_4TX PSD

5260MHz

09/03/2021

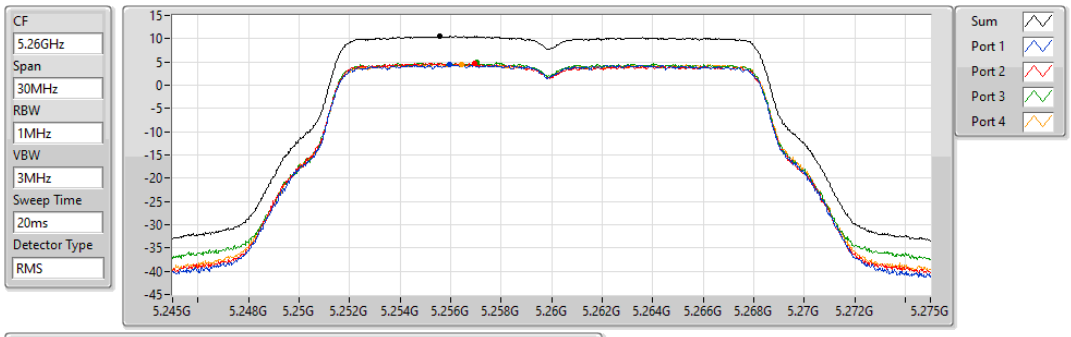

Sum	PD	Port 1	Port 2	Port 3	Port 4
(dBm/RBW)	(dBm/RBW)	(dBm/RBW)	(dBm/RBW)	(dBm/RBW)	(dBm/RBW)
10.51	10.51	4.36	4.75	4.85	4.55

802.11a_Nss1,(6Mbps)_4TX PSD

5300MHz

09/03/2021

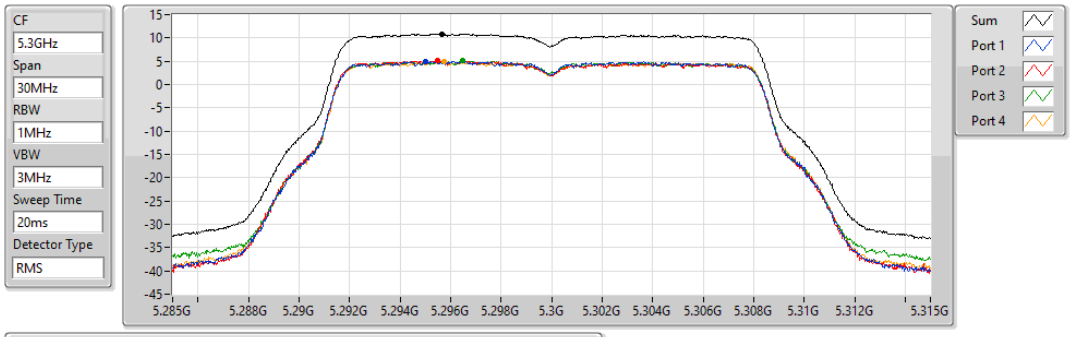

Sum	PD	Port 1	Port 2	Port 3	Port 4
(dBm/RBW)	(dBm/RBW)	(dBm/RBW)	(dBm/RBW)	(dBm/RBW)	(dBm/RBW)
10.89	10.89	4.98	5.06	5.12	4.86

802.11a_Nss1,(6Mbps)_4TX PSD

5320MHz

09/03/2021

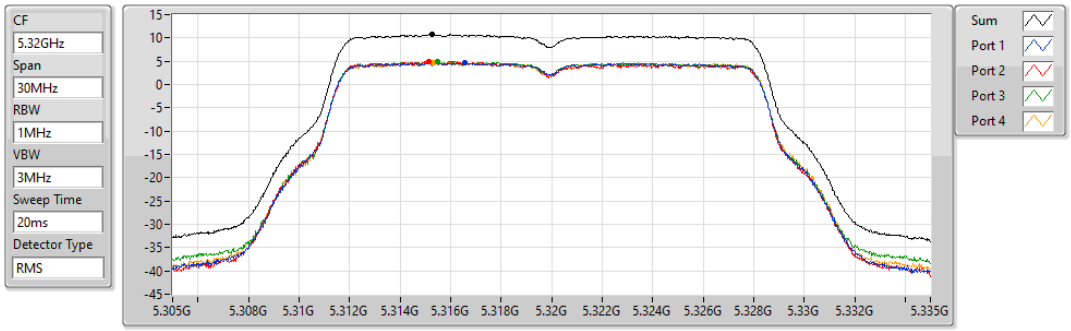

Sum	PD	Port 1	Port 2	Port 3	Port 4
(dBm/RBW)	(dBm/RBW)	(dBm/RBW)	(dBm/RBW)	(dBm/RBW)	(dBm/RBW)
10.73	10.73	4.68	4.99	4.86	4.80

802.11a_Nss1,(6Mbps)_4TX PSD

5500MHz

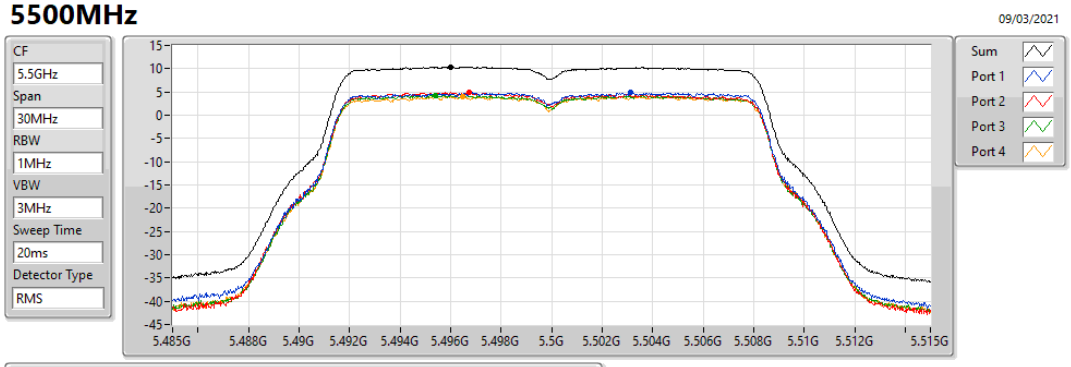

Sum	PD	Port 1	Port 2	Port 3	Port 4
(dBm/RBW)	(dBm/RBW)	(dBm/RBW)	(dBm/RBW)	(dBm/RBW)	(dBm/RBW)
10.40	10.40	4.83	4.90	4.26	4.03

802.11a_Nss1,(6Mbps)_4TX PSD

5580MHz

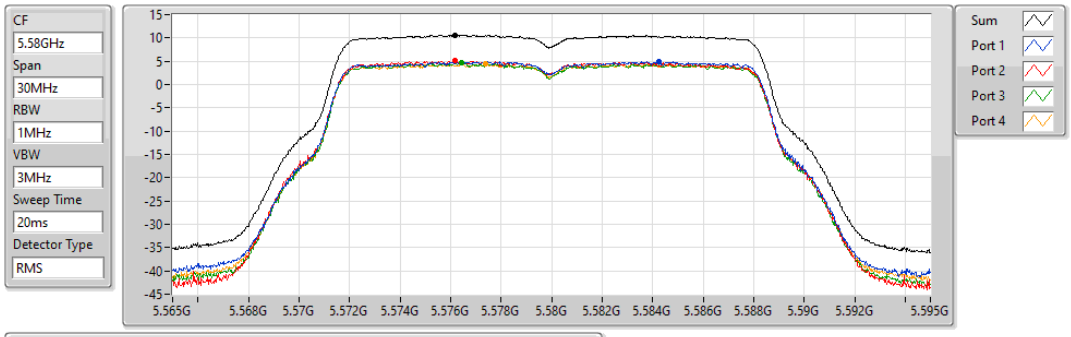

Sum	PD	Port 1	Port 2	Port 3	Port 4
(dBm/RBW)	(dBm/RBW)	(dBm/RBW)	(dBm/RBW)	(dBm/RBW)	(dBm/RBW)
10.62	10.62	4.89	5.08	4.59	4.38

802.11a_Nss1,(6Mbps)_4TX PSD

5700MHz

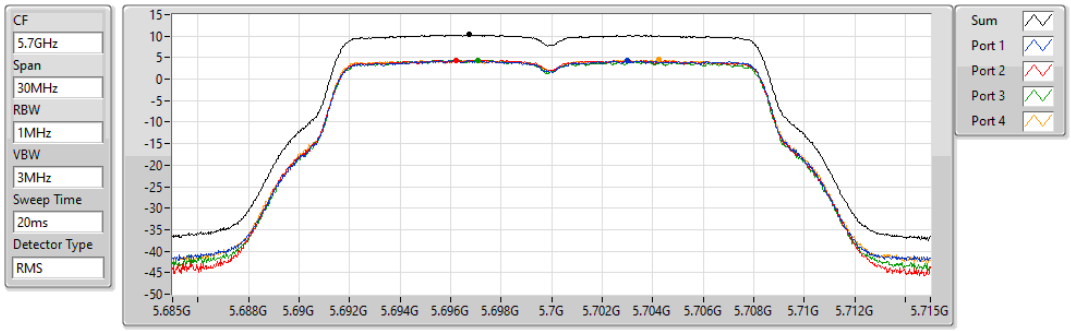

Sum	PD	Port 1	Port 2	Port 3	Port 4
(dBm/RBW)	(dBm/RBW)	(dBm/RBW)	(dBm/RBW)	(dBm/RBW)	(dBm/RBW)
10.31	10.31	4.33	4.45	4.42	4.51

802.11a_Nss1,(6Mbps)_4TX PSD

5720MHz Straddle 5.47-5.725GHz

12/04/2021

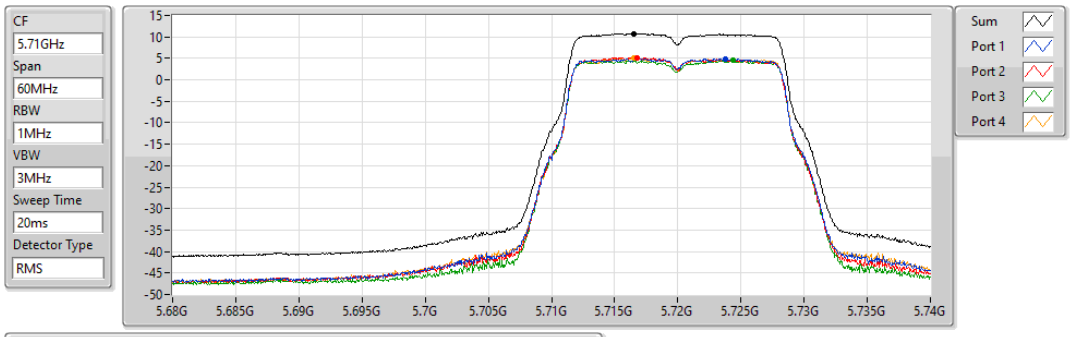

Sum	PD	Port 1	Port 2	Port 3	Port 4
(dBm/RBW)	(dBm/RBW)	(dBm/RBW)	(dBm/RBW)	(dBm/RBW)	(dBm/RBW)
10.80	10.80	4.90	5.21	4.52	5.04

802.11a_Nss1,(6Mbps)_4TX PSD

5720MHz Straddle 5.725-5.85GHz

12/04/2021

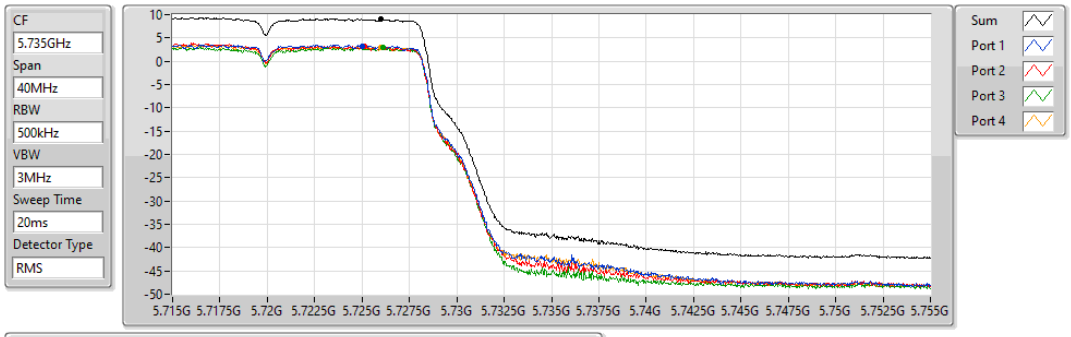

Sum	PD	Port 1	Port 2	Port 3	Port 4
(dBm/RBW)	(dBm/RBW)	(dBm/RBW)	(dBm/RBW)	(dBm/RBW)	(dBm/RBW)
8.95	8.95	3.32	3.20	2.86	3.03

802.11ac VHT20_Nss1,(MCS0)_4TX PSD

5260MHz

09/03/2021

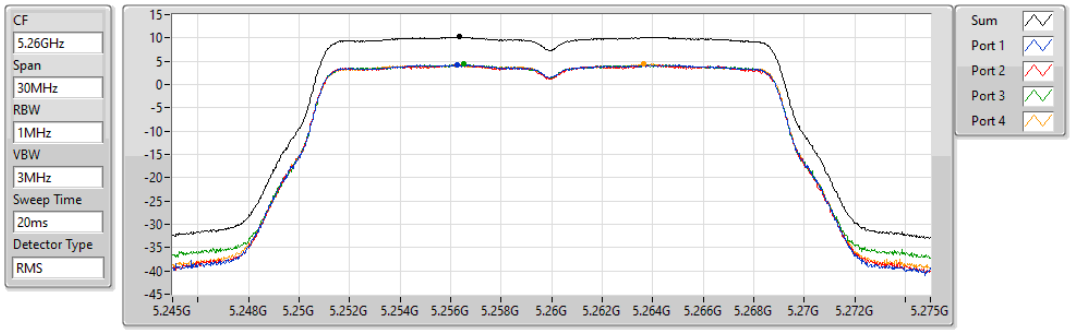

Sum	PD	Port 1	Port 2	Port 3	Port 4
(dBm/RBW)	(dBm/RBW)	(dBm/RBW)	(dBm/RBW)	(dBm/RBW)	(dBm/RBW)
10.20	10.20	4.29	4.30	4.34	4.40

802.11ac VHT20_Nss1,(MCS0)_4TX PSD

5300MHz

09/03/2021

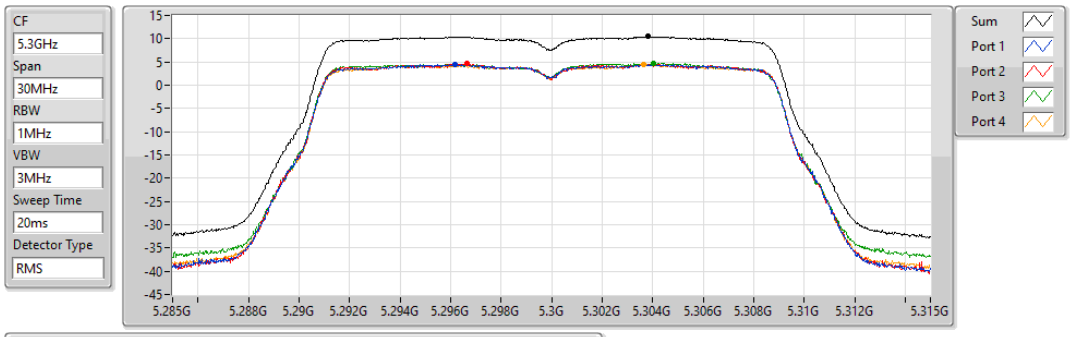

Sum	PD	Port 1	Port 2	Port 3	Port 4
(dBm/RBW)	(dBm/RBW)	(dBm/RBW)	(dBm/RBW)	(dBm/RBW)	(dBm/RBW)
10.50	10.50	4.53	4.58	4.66	4.45

802.11ac VHT20_Nss1,(MCS0)_4TX PSD

5320MHz

09/03/2021

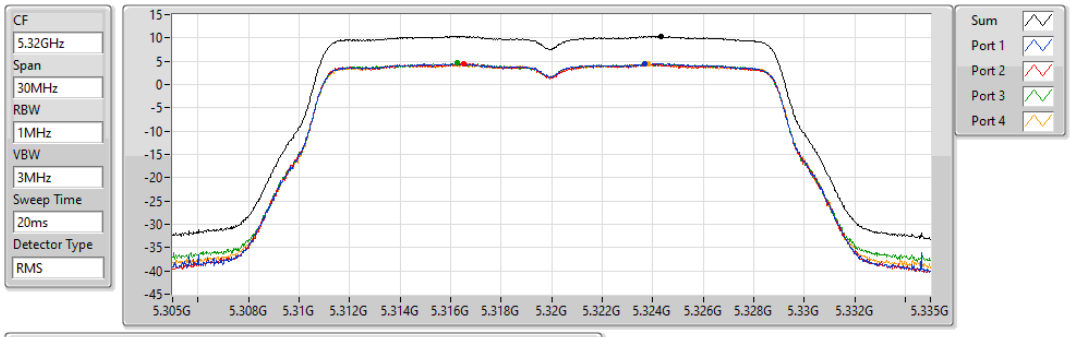

Sum	PD	Port 1	Port 2	Port 3	Port 4
(dBm/RBW)	(dBm/RBW)	(dBm/RBW)	(dBm/RBW)	(dBm/RBW)	(dBm/RBW)
10.36	10.36	4.51	4.47	4.62	4.49

802.11ac VHT20_Nss1,(MCS0)_4TX PSD

5500MHz

09/03/2021

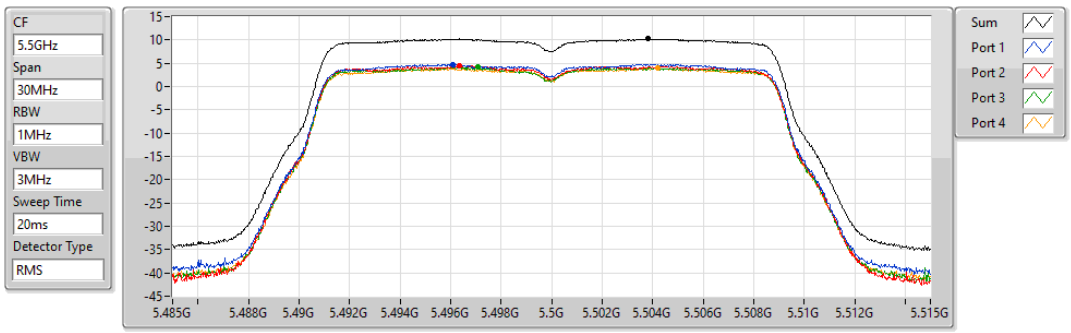

Sum	PD	Port 1	Port 2	Port 3	Port 4
(dBm/RBW)	(dBm/RBW)	(dBm/RBW)	(dBm/RBW)	(dBm/RBW)	(dBm/RBW)
10.21	10.21	4.79	4.43	4.18	3.98

802.11ac VHT20_Nss1,(MCS0)_4TX PSD

5580MHz

09/03/2021

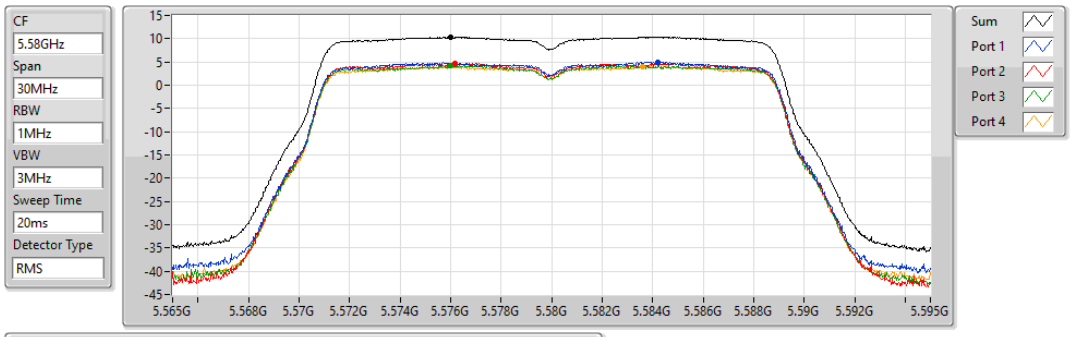

Sum	PD	Port 1	Port 2	Port 3	Port 4
(dBm/RBW)	(dBm/RBW)	(dBm/RBW)	(dBm/RBW)	(dBm/RBW)	(dBm/RBW)
10.37	10.37	4.93	4.71	4.24	4.04

802.11ac VHT20_Nss1,(MCS0)_4TX PSD

5700MHz

09/03/2021

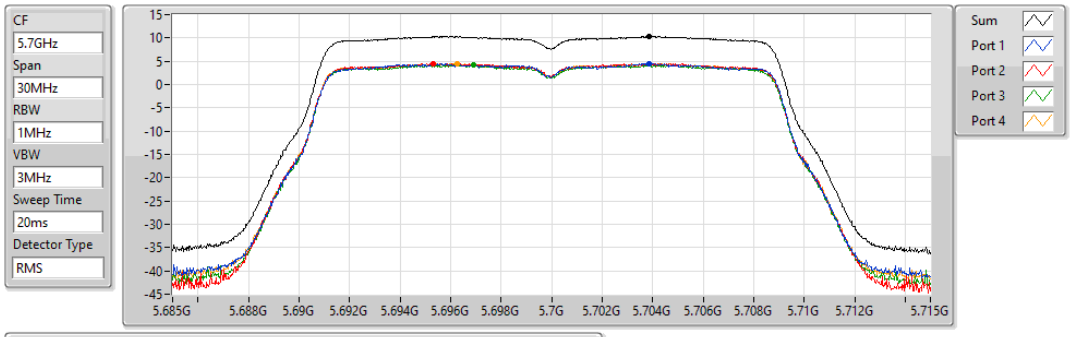

Sum	PD	Port 1	Port 2	Port 3	Port 4
(dBm/RBW)	(dBm/RBW)	(dBm/RBW)	(dBm/RBW)	(dBm/RBW)	(dBm/RBW)
10.32	10.32	4.56	4.55	4.18	4.56

802.11ac VHT20_Nss1,(MCS0)_4TX PSD

5720MHz Straddle 5.47-5.725GHz

12/04/2021

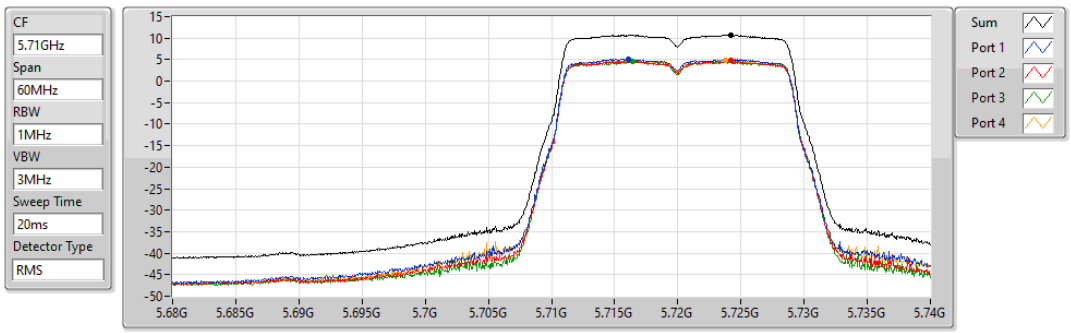

Sum	PD	Port 1	Port 2	Port 3	Port 4
(dBm/RBW)	(dBm/RBW)	(dBm/RBW)	(dBm/RBW)	(dBm/RBW)	(dBm/RBW)
10.78	10.78	5.22	4.83	4.55	4.89

802.11ac VHT20_Nss1,(MCS0)_4TX PSD

5720MHz Straddle 5.725-5.85GHz

12/04/2021

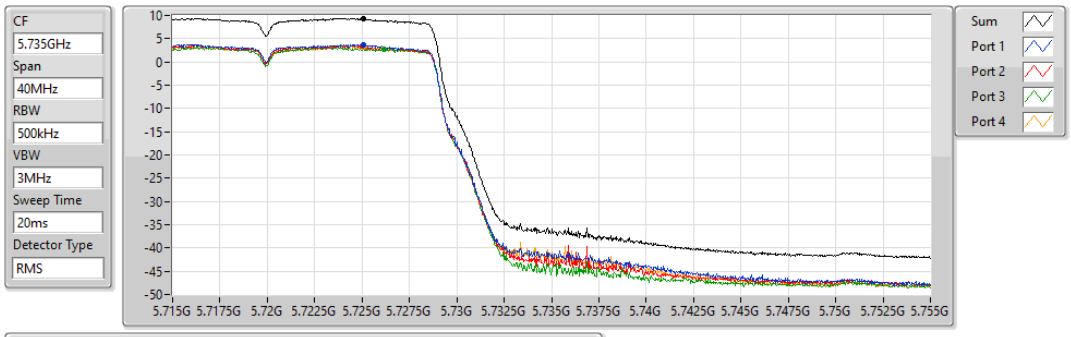

Sum	PD	Port 1	Port 2	Port 3	Port 4
(dBm/RBW)	(dBm/RBW)	(dBm/RBW)	(dBm/RBW)	(dBm/RBW)	(dBm/RBW)
9.19	9.19	3.64	3.34	2.81	3.12

802.11ac VHT40_Nss1,(MCS0)_4TX PSD

5270MHz

09/03/2021

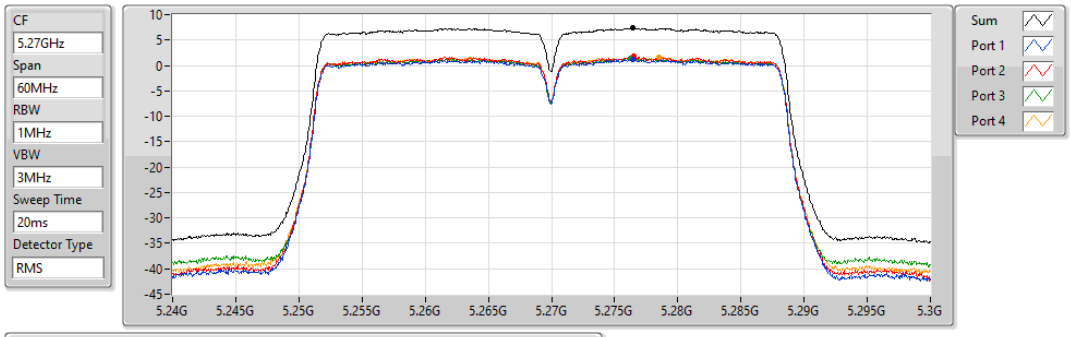

Sum	PD	Port 1	Port 2	Port 3	Port 4
(dBm/RBW)	(dBm/RBW)	(dBm/RBW)	(dBm/RBW)	(dBm/RBW)	(dBm/RBW)
7.46	7.46	1.21	1.73	1.38	1.64

802.11ac VHT40_Nss1,(MCS0)_4TX PSD

5310MHz

09/03/2021

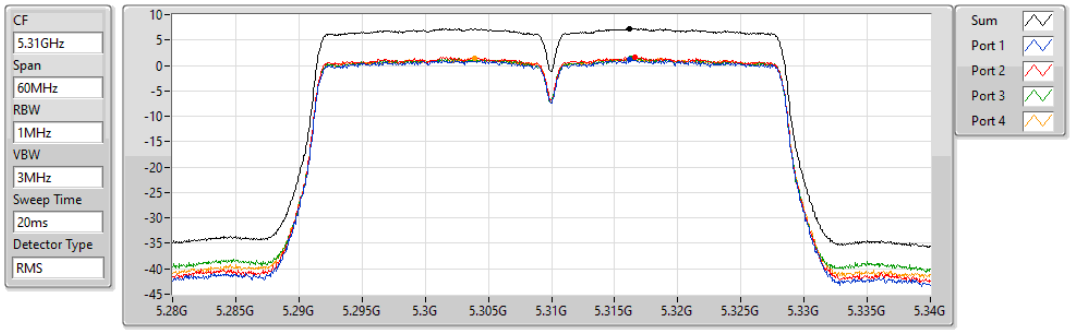

Sum	PD	Port 1	Port 2	Port 3	Port 4
(dBm/RBW)	(dBm/RBW)	(dBm/RBW)	(dBm/RBW)	(dBm/RBW)	(dBm/RBW)
7.30	7.30	1.18	1.70	1.34	1.43

802.11ac VHT40_Nss1,(MCS0)_4TX PSD

5510MHz

09/03/2021

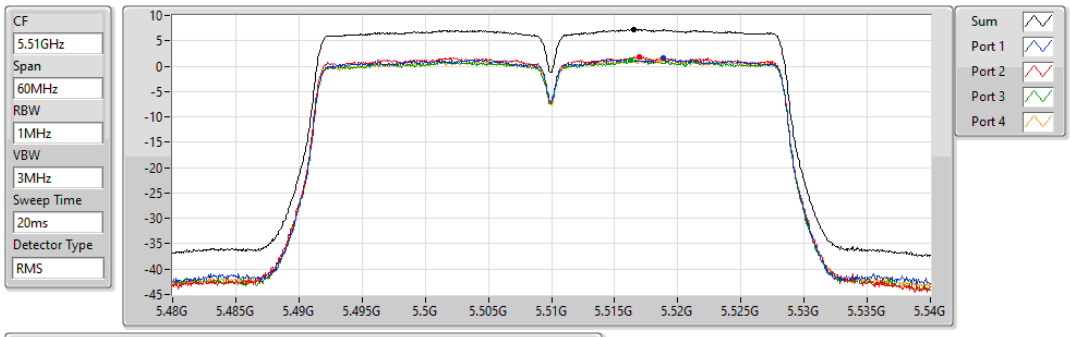

Sum	PD	Port 1	Port 2	Port 3	Port 4
(dBm/RBW)	(dBm/RBW)	(dBm/RBW)	(dBm/RBW)	(dBm/RBW)	(dBm/RBW)
7.22	7.22	1.54	1.80	1.10	1.10

802.11ac VHT40_Nss1,(MCS0)_4TX PSD

5550MHz

09/03/2021

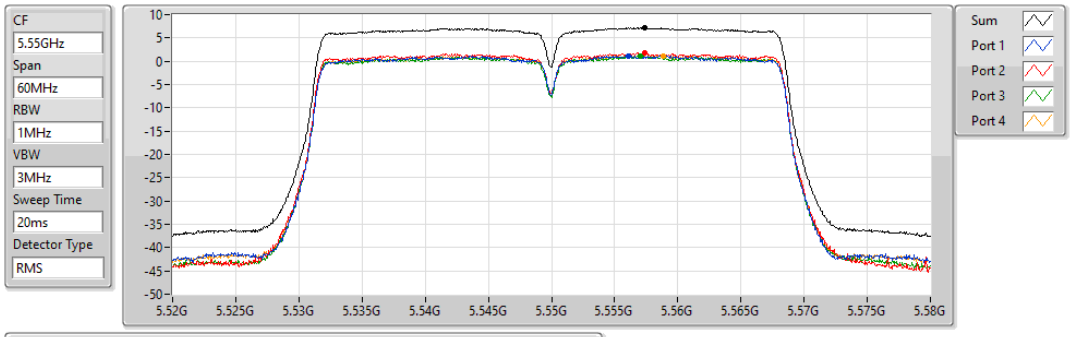

Sum	PD	Port 1	Port 2	Port 3	Port 4
(dBm/RBW)	(dBm/RBW)	(dBm/RBW)	(dBm/RBW)	(dBm/RBW)	(dBm/RBW)
7.20	7.20	1.19	1.79	1.11	1.20

802.11ac VHT40_Nss1,(MCS0)_4TX PSD

5670MHz

09/03/2021

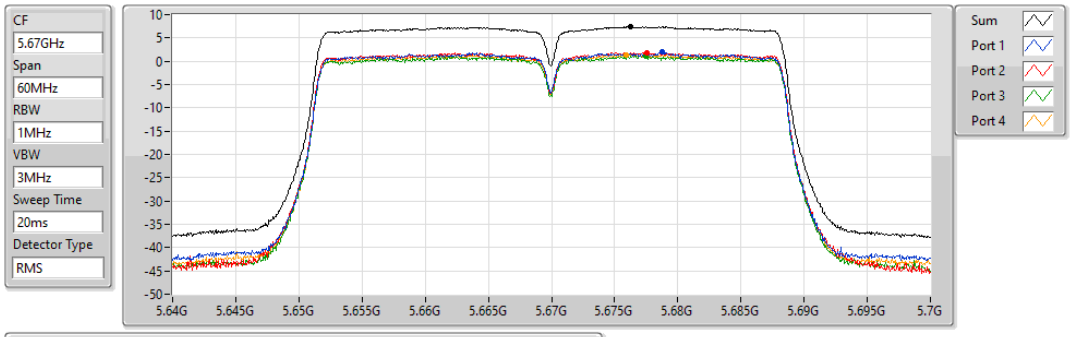

Sum	PD	Port 1	Port 2	Port 3	Port 4
(dBm/RBW)	(dBm/RBW)	(dBm/RBW)	(dBm/RBW)	(dBm/RBW)	(dBm/RBW)
7.43	7.43	1.94	1.85	1.18	1.44

802.11ac VHT40_Nss1,(MCS0)_4TX PSD

5710MHz Straddle 5.47-5.725GHz

12/04/2021

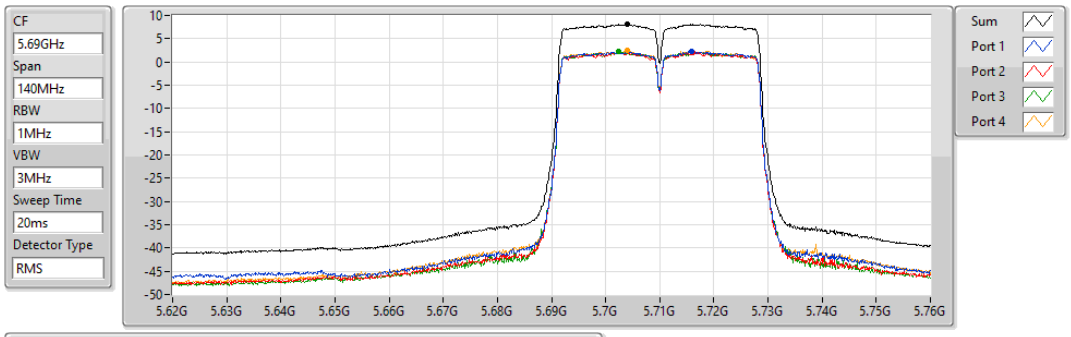

Sum	PD	Port 1	Port 2	Port 3	Port 4
(dBm/RBW)	(dBm/RBW)	(dBm/RBW)	(dBm/RBW)	(dBm/RBW)	(dBm/RBW)
8.10	8.10	2.27	2.04	2.20	2.39

802.11ac VHT40_Nss1,(MCS0)_4TX PSD

5710MHz Straddle 5.725-5.85GHz

12/04/2021

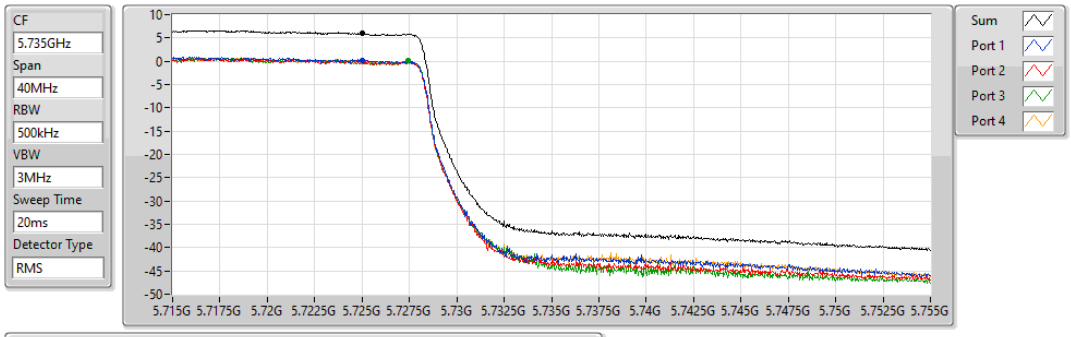

Sum	PD	Port 1	Port 2	Port 3	Port 4
(dBm/RBW)	(dBm/RBW)	(dBm/RBW)	(dBm/RBW)	(dBm/RBW)	(dBm/RBW)
5.93	5.93	0.19	-0.02	0.04	-0.06

802.11ac VHT80_Nss1,(MCS0)_4TX PSD

5290MHz

09/03/2021

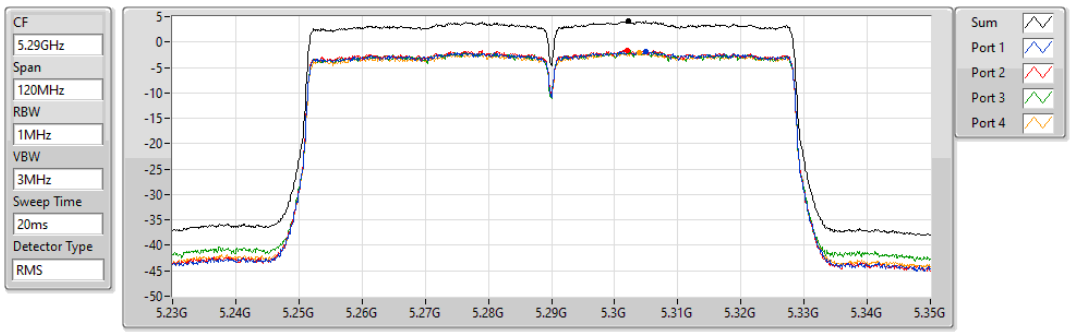

Sum	PD	Port 1	Port 2	Port 3	Port 4
(dBm/RBW)	(dBm/RBW)	(dBm/RBW)	(dBm/RBW)	(dBm/RBW)	(dBm/RBW)
4.08	4.08	-1.83	-1.66	-1.80	-2.11

802.11ac VHT80_Nss1,(MCS0)_4TX PSD

5530MHz

09/03/2021

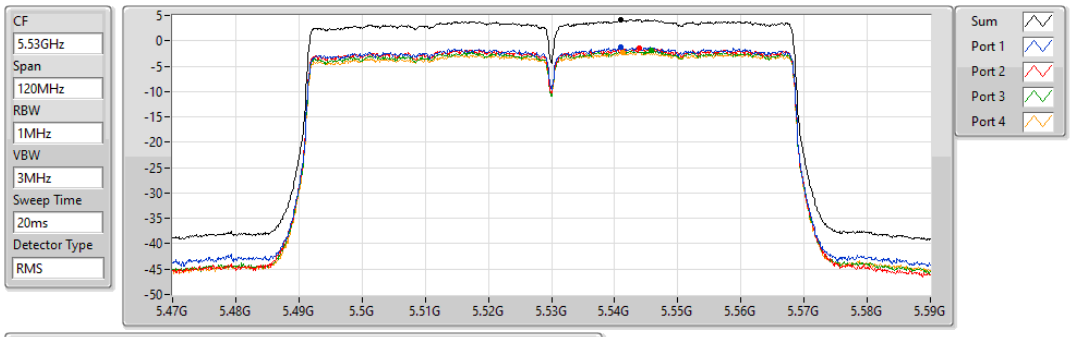

Sum	PD	Port 1	Port 2	Port 3	Port 4
(dBm/RBW)	(dBm/RBW)	(dBm/RBW)	(dBm/RBW)	(dBm/RBW)	(dBm/RBW)
4.18	4.18	-1.23	-1.53	-1.98	-2.25

802.11ac VHT80_Nss1,(MCS0)_4TX PSD

5610MHz

09/03/2021

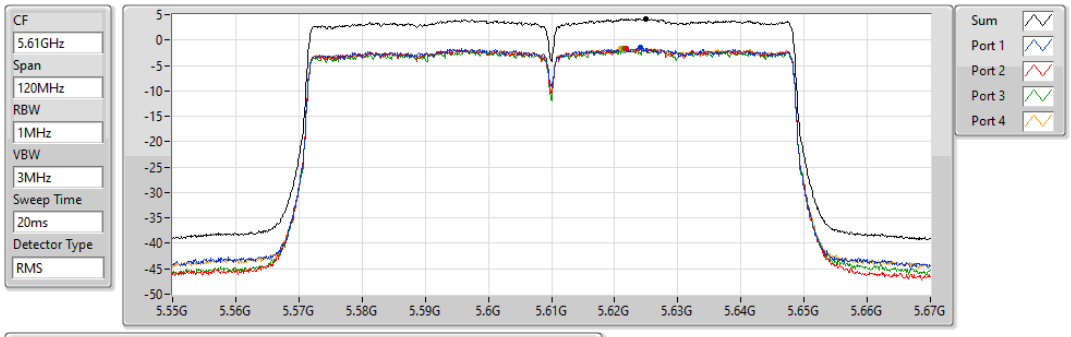

Sum	PD	Port 1	Port 2	Port 3	Port 4
(dBm/RBW)	(dBm/RBW)	(dBm/RBW)	(dBm/RBW)	(dBm/RBW)	(dBm/RBW)
4.18	4.18	-1.46	-1.59	-1.73	-1.60

802.11ac VHT80_Nss1,(MCS0)_4TX PSD

5690MHz Straddle 5.47-5.725GHz

12/04/2021

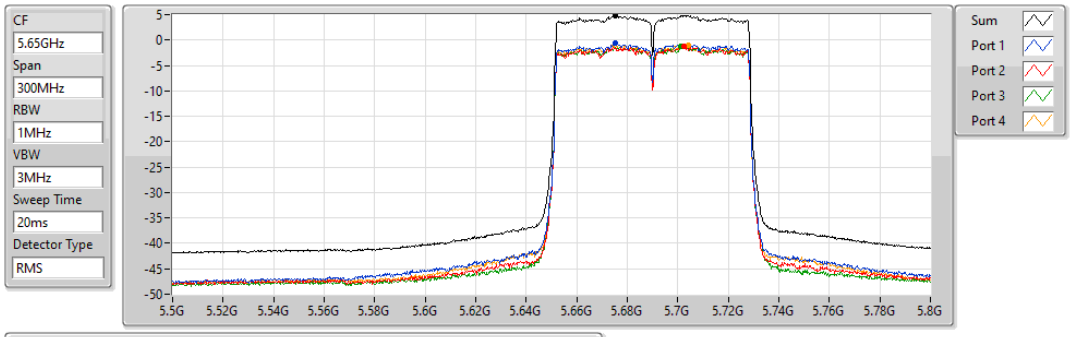

Sum	PD	Port 1	Port 2	Port 3	Port 4
(dBm/RBW)	(dBm/RBW)	(dBm/RBW)	(dBm/RBW)	(dBm/RBW)	(dBm/RBW)
4.80	4.80	-0.65	-1.27	-1.26	-0.98

802.11ac VHT80_Nss1,(MCS0)_4TX **PSD**

5690MHz Straddle 5.725-5.85GHz

12/04/2021

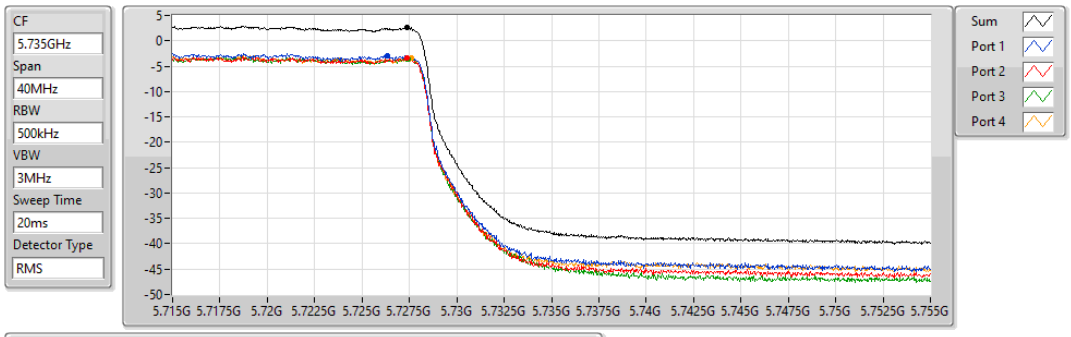

Sum	PD	Port 1	Port 2	Port 3	Port 4
(dBm/RBW)	(dBm/RBW)	(dBm/RBW)	(dBm/RBW)	(dBm/RBW)	(dBm/RBW)
2.59	2.59	-2.90	-3.39	-3.54	-3.39

Summary

Mode	Result	Type	Freq (Hz)	Level (dBuV/m)	Limit (dBuV/m)	Margin (dB)	Dist (m)	Condition	Azimuth (°)	Height (m)	Comments
5.47-5.725GHz	-	-	-	-	-	-	-	-	-	-	-
802.11a_Nss1,(6Mbps)_4TX	Pass	PK	5.7268G	68.19	68.20	-0.01	3	Vertical	120	1.88	-

802.11a_Nss1,(6Mbps)_4TX

5260MHz_TX

06/03/2021

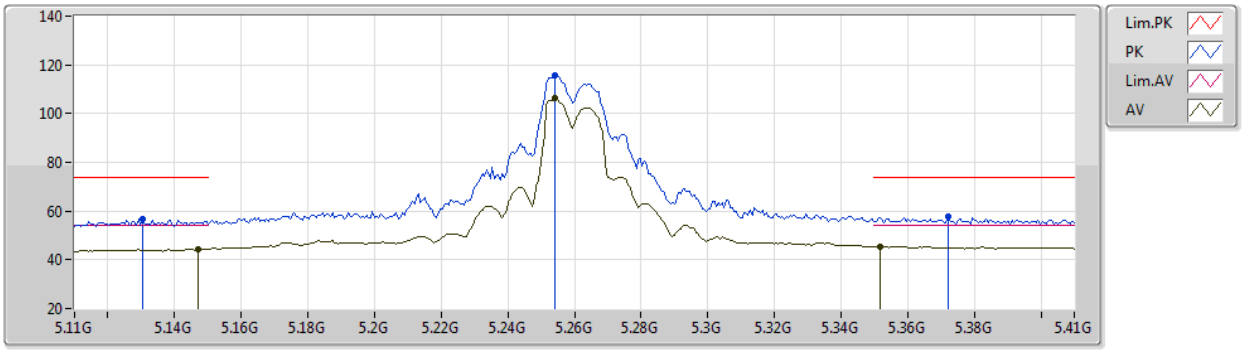

EUT Y_4TX
Setting 99
01-F-G-2-10

Type	Freq	Level	Limit	Margin	Raw	Dist	Condition	Azimuth	Height	Comment	AF	CL	PA
	(Hz)	(dBuV/m)	(dBuV/m)	(dB)	(dBuV)	(m)		(°)	(m)		(dB)	(dB)	(dB)
PK	5.1304G	56.94	74.00	-17.06	53.62	3	Vertical	110	1.44	-	32.60	5.17	34.45
AV	5.1472G	44.49	54.00	-9.51	41.17	3	Vertical	110	1.44	-	32.60	5.17	34.45
PK	5.254G	115.61	Inf	-Inf	111.98	3	Vertical	110	1.44	-	32.82	5.25	34.44
AV	5.254G	106.29	Inf	-Inf	102.66	3	Vertical	110	1.44	-	32.82	5.25	34.44
PK	5.3722G	57.57	74.00	-16.43	53.60	3	Vertical	110	1.44	-	33.03	5.37	34.43
AV	5.3518G	45.47	54.00	-8.53	41.64	3	Vertical	110	1.44	-	32.91	5.35	34.43

802.11a_Nss1,(6Mbps)_4TX

5260MHz_TX

06/03/2021

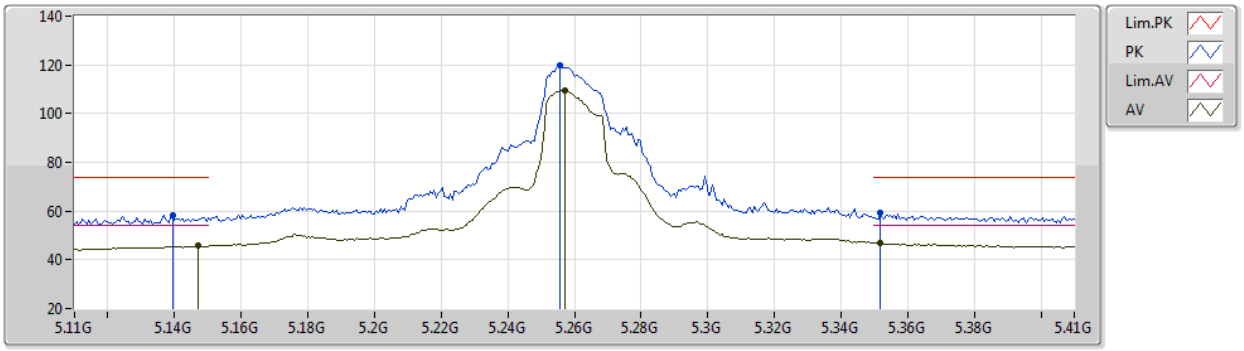

EUT Y_4TX
Setting 99
01-F-G-2-10

Type	Freq	Level	Limit	Margin	Raw	Dist	Condition	Azimuth	Height	Comment	AF	CL	PA
	(Hz)	(dBuV/m)	(dBuV/m)	(dB)	(dBuV)	(m)		(°)	(m)		(dB)	(dB)	(dB)
PK	5.1394G	58.17	74.00	-15.83	54.85	3	Horizontal	98	2.08	-	32.60	5.17	34.45
AV	5.1472G	45.83	54.00	-8.17	42.51	3	Horizontal	98	2.08	-	32.60	5.17	34.45
PK	5.2558G	120.06	Inf	-Inf	116.42	3	Horizontal	98	2.08	-	32.82	5.26	34.44
AV	5.257G	109.67	Inf	-Inf	106.02	3	Horizontal	98	2.08	-	32.83	5.26	34.44
PK	5.3518G	59.30	74.00	-14.70	55.47	3	Horizontal	98	2.08	-	32.91	5.35	34.43
AV	5.3518G	46.95	54.00	-7.05	43.12	3	Horizontal	98	2.08	-	32.91	5.35	34.43

802.11a_Nss1,(6Mbps)_4TX

5260MHz_TX

06/03/2021

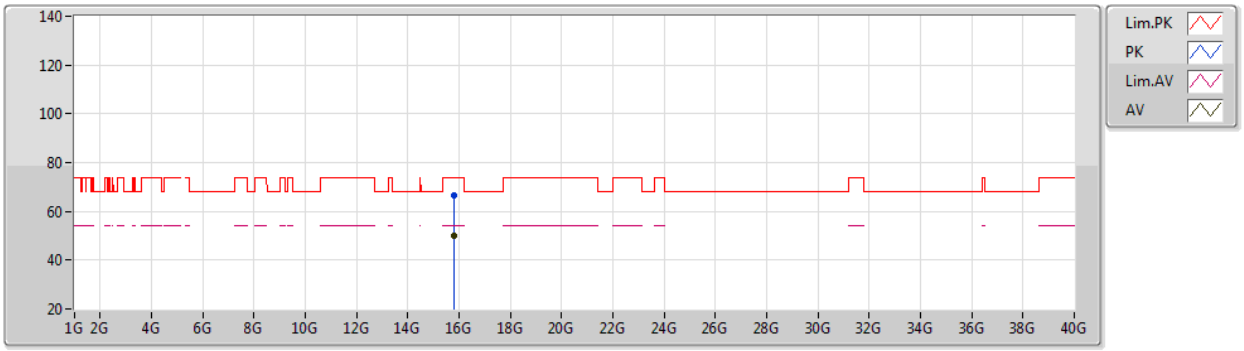

EUT Y_4TX
Setting 99
01-F-G-2

Type	Freq	Level	Limit	Margin	Raw	Dist	Condition	Azimuth	Height	Comment	AF	CL	PA
	(Hz)	(dBuV/m)	(dBuV/m)	(dB)	(dBuV)	(m)		(°)	(m)		(dB)	(dB)	(dB)
PK	15.78172G	66.51	74.00	-7.49	53.46	3	Vertical	229	1.38	-	38.40	9.26	34.61
AV	15.78172G	49.83	54.00	-4.17	36.78	3	Vertical	229	1.38	-	38.40	9.26	34.61

802.11a_Nss1,(6Mbps)_4TX

5260MHz_TX

06/03/2021

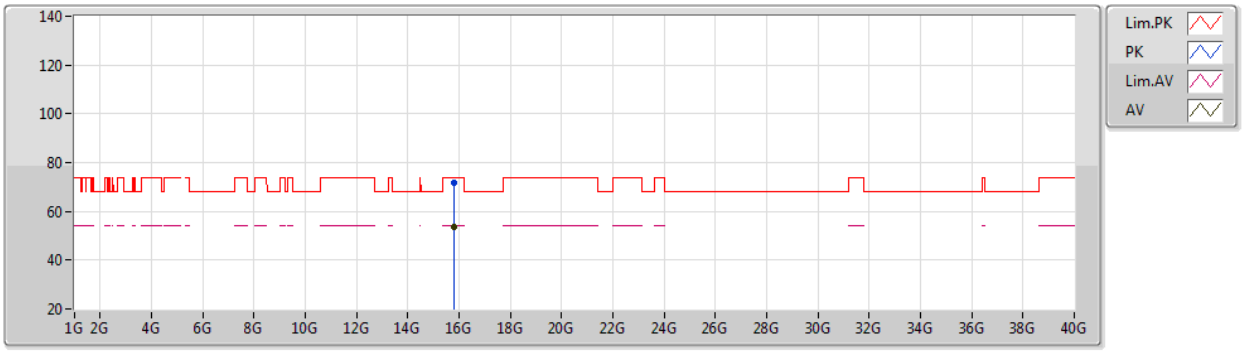

EUT Y_4TX
Setting 99
01-F-G-2

Type	Freq	Level	Limit	Margin	Raw	Dist	Condition	Azimuth	Height	Comment	AF	CL	PA
	(Hz)	(dBuV/m)	(dBuV/m)	(dB)	(dBuV)	(m)		(°)	(m)		(dB)	(dB)	(dB)
PK	15.78124G	71.90	74.00	-2.10	58.85	3	Horizontal	309	2.50	-	38.40	9.26	34.61
AV	15.7802G	53.79	54.00	-0.21	40.74	3	Horizontal	309	2.50	-	38.40	9.26	34.61

802.11a_Nss1,(6Mbps)_4TX

5300MHz_TX

06/03/2021

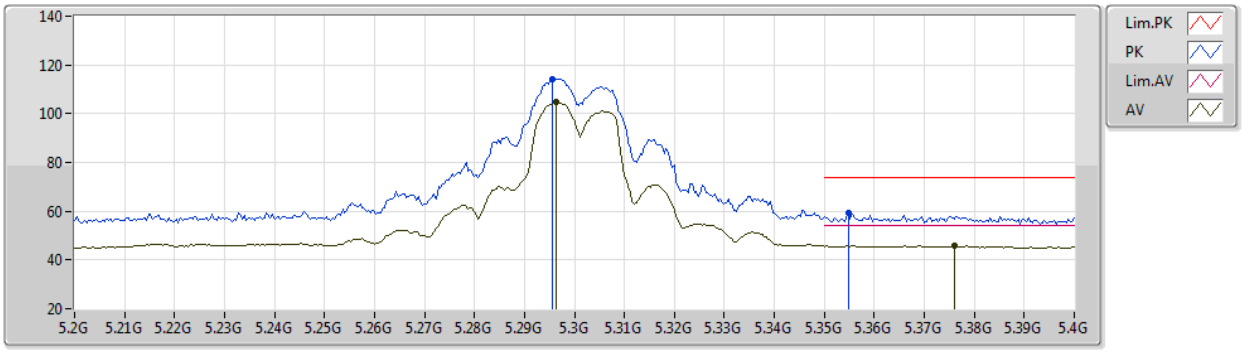

EUT Y_4TX
Setting 98
01-F-G-2-10

Type	Freq	Level	Limit	Margin	Raw	Dist	Condition	Azimuth	Height	Comment	AF	CL	PA
	(Hz)	(dBuV/m)	(dBuV/m)	(dB)	(dBuV)	(m)		(°)	(m)		(dB)	(dB)	(dB)
PK	5.2956G	114.35	Inf	-Inf	110.50	3	Vertical	124	1.12	-	32.98	5.30	34.43
AV	5.2964G	105.03	Inf	-Inf	101.17	3	Vertical	124	1.12	-	32.99	5.30	34.43
PK	5.3548G	59.10	74.00	-14.90	55.25	3	Vertical	124	1.12	-	32.93	5.35	34.43
AV	5.376G	45.81	54.00	-8.19	41.79	3	Vertical	124	1.12	-	33.06	5.38	34.42

802.11a_Nss1,(6Mbps)_4TX

5300MHz_TX

06/03/2021

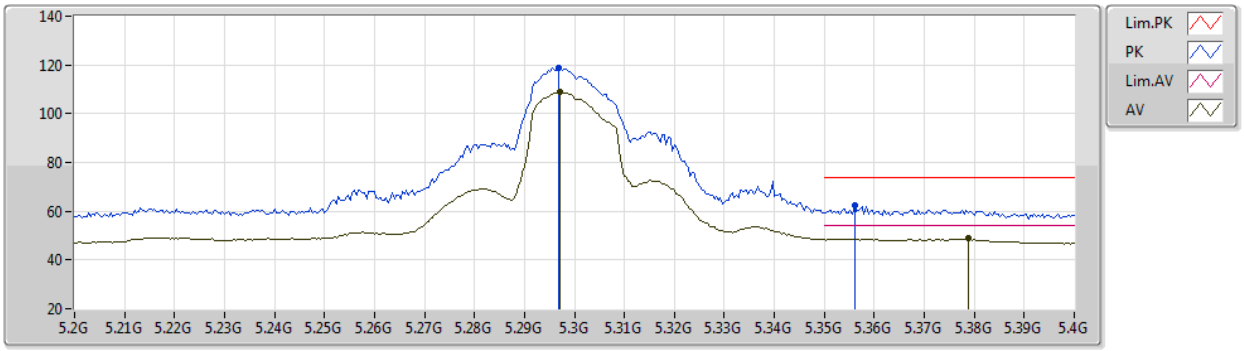

EUT Y_4TX
Setting 98
01-F-G-2-10

Type	Freq	Level	Limit	Margin	Raw	Dist	Condition	Azimuth	Height	Comment	AF	CL	PA
	(Hz)	(dBuV/m)	(dBuV/m)	(dB)	(dBuV)	(m)		(°)	(m)		(dB)	(dB)	(dB)
PK	5.2968G	118.74	Inf	-Inf	114.88	3	Horizontal	95	2.01	-	32.99	5.30	34.43
AV	5.2972G	108.76	Inf	-Inf	104.90	3	Horizontal	95	2.01	-	32.99	5.30	34.43
PK	5.356G	62.51	74.00	-11.49	58.64	3	Horizontal	95	2.01	-	32.94	5.36	34.43
AV	5.3788G	48.72	54.00	-5.28	44.69	3	Horizontal	95	2.01	-	33.07	5.38	34.42

802.11a_Nss1,(6Mbps)_4TX

5300MHz_TX

06/03/2021

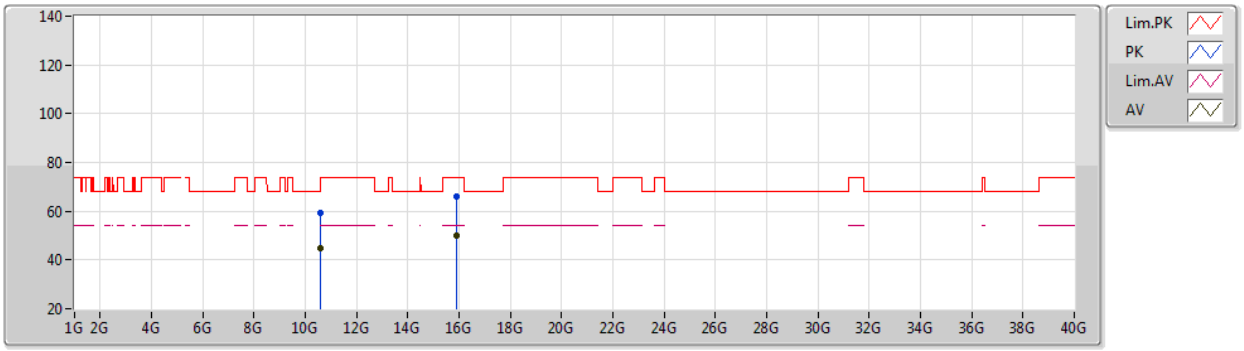

EUT Y_4TX
Setting 98
01-F-G-2

Type	Freq	Level	Limit	Margin	Raw	Dist	Condition	Azimuth	Height	Comment	AF	CL	PA
	(Hz)	(dBuV/m)	(dBuV/m)	(dB)	(dBuV)	(m)		(°)	(m)		(dB)	(dB)	(dB)
PK	10.60582G	59.27	74.00	-14.73	48.09	3	Vertical	275	2.05	-	38.41	7.51	34.74
AV	10.60588G	45.00	54.00	-9.00	33.82	3	Vertical	275	2.05	-	38.41	7.51	34.74
PK	15.89724G	66.25	74.00	-7.75	53.11	3	Vertical	316	1.91	-	38.59	9.28	34.73
AV	15.897G	49.97	54.00	-4.03	36.83	3	Vertical	316	1.91	-	38.59	9.28	34.73

802.11a_Nss1,(6Mbps)_4TX

5300MHz_TX

06/03/2021

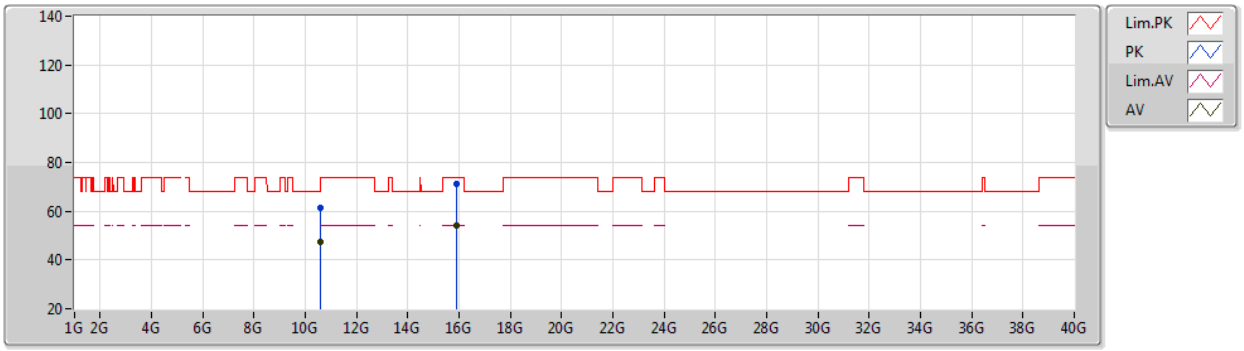

EUT Y_4TX
Setting 98
01-F-G-2

Type	Freq	Level	Limit	Margin	Raw	Dist	Condition	Azimuth	Height	Comment	AF	CL	PA
	(Hz)	(dBuV/m)	(dBuV/m)	(dB)	(dBuV)	(m)		(°)	(m)		(dB)	(dB)	(dB)
PK	10.60834G	61.39	74.00	-12.61	50.21	3	Horizontal	266	1.35	-	38.41	7.51	34.74
AV	10.60822G	47.30	54.00	-6.70	36.12	3	Horizontal	266	1.35	-	38.41	7.51	34.74
PK	15.90128G	71.19	74.00	-2.81	58.04	3	Horizontal	312	1.63	-	38.60	9.28	34.73
AV	15.9002G	53.91	54.00	-0.09	40.76	3	Horizontal	312	1.63	-	38.60	9.28	34.73

802.11a_Nss1,(6Mbps)_4TX

5320MHz_TX

06/03/2021

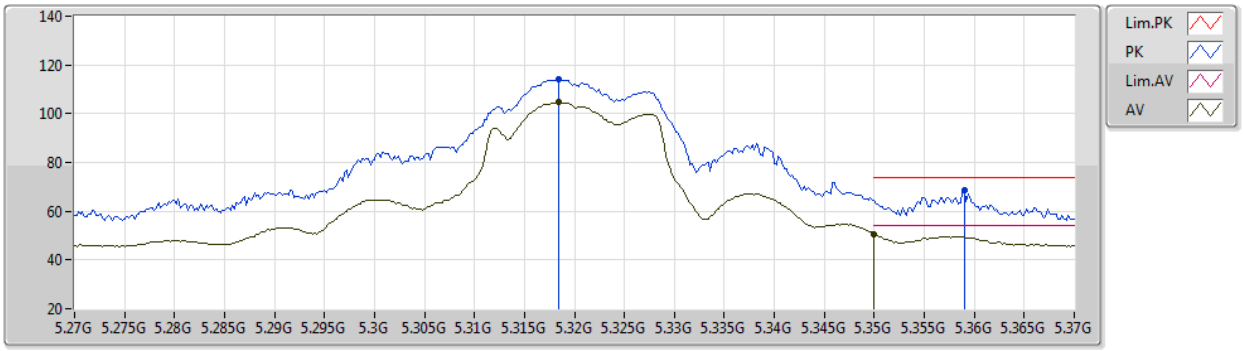

EUT Y_4TX
Setting 96
01-F-G-2-10

Type	Freq	Level	Limit	Margin	Raw	Dist	Condition	Azimuth	Height	Comment	AF	CL	PA
	(Hz)	(dBuV/m)	(dBuV/m)	(dB)	(dBuV)	(m)		(°)	(m)		(dB)	(dB)	(dB)
PK	5.3184G	114.36	Inf	-Inf	110.51	3	Vertical	125	1.80	-	32.96	5.32	34.43
AV	5.3184G	104.64	Inf	-Inf	100.79	3	Vertical	125	1.80	-	32.96	5.32	34.43
PK	5.359G	68.54	74.00	-5.46	64.66	3	Vertical	125	1.80	-	32.95	5.36	34.43
AV	5.35G	50.30	54.00	-3.70	46.48	3	Vertical	125	1.80	-	32.90	5.35	34.43

802.11a_Nss1,(6Mbps)_4TX

5320MHz_TX

06/03/2021

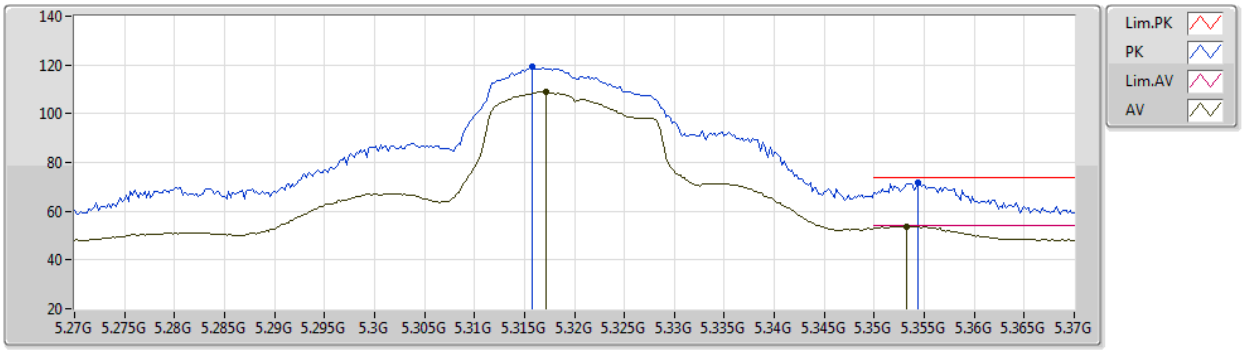

EUT Y_4TX
Setting 96
01-F-G-2-10

Type	Freq	Level	Limit	Margin	Raw	Dist	Condition	Azimuth	Height	Comment	AF	CL	PA
	(Hz)	(dBuV/m)	(dBuV/m)	(dB)	(dBuV)	(m)		(°)	(m)		(dB)	(dB)	(dB)
PK	5.3158G	119.06	Inf	-Inf	115.20	3	Horizontal	97	2.05	-	32.97	5.32	34.43
AV	5.3172G	108.85	Inf	-Inf	104.99	3	Horizontal	97	2.05	-	32.97	5.32	34.43
PK	5.3544G	71.71	74.00	-2.29	67.86	3	Horizontal	97	2.05	-	32.93	5.35	34.43
AV	5.3532G	53.86	54.00	-0.14	50.02	3	Horizontal	97	2.05	-	32.92	5.35	34.43

802.11a_Nss1,(6Mbps)_4TX

5320MHz_TX

06/03/2021

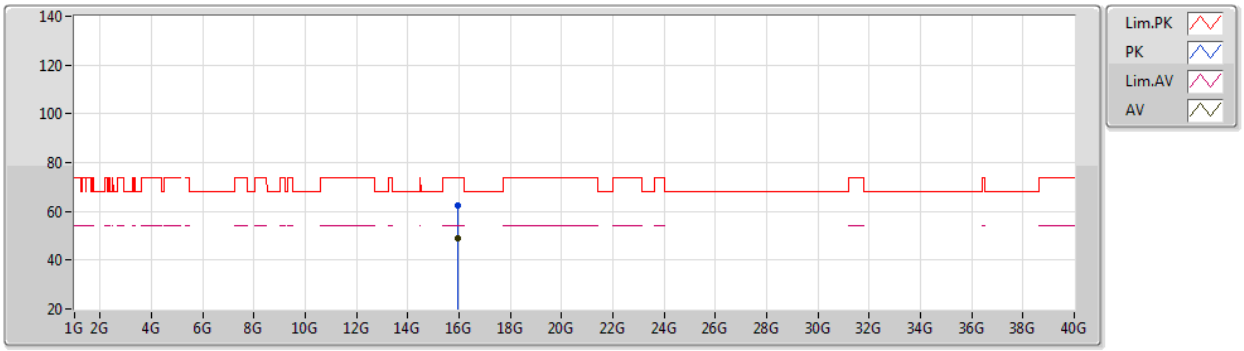

EUT Y_4TX
Setting 96
01-F-G-2

Type	Freq	Level	Limit	Margin	Raw	Dist	Condition	Azimuth	Height	Comment	AF	CL	PA
	(Hz)	(dBuV/m)	(dBuV/m)	(dB)	(dBuV)	(m)		(°)	(m)		(dB)	(dB)	(dB)
PK	15.95148G	62.64	74.00	-11.36	49.48	3	Vertical	124	1.18	-	38.65	9.29	34.78
AV	15.95684G	48.87	54.00	-5.13	35.71	3	Vertical	124	1.18	-	38.66	9.29	34.79

802.11a_Nss1,(6Mbps)_4TX

5320MHz_TX

06/03/2021

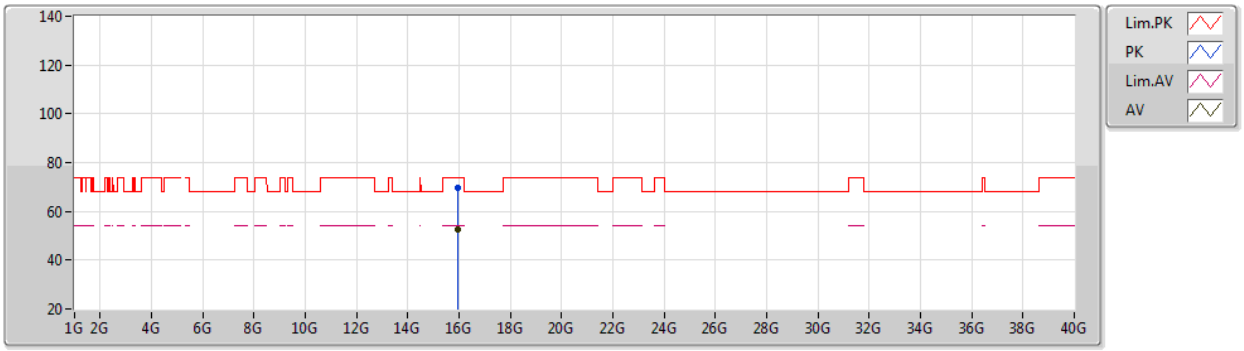

EUT Y_4TX
Setting 96
01-F-G-2

Type	Freq	Level	Limit	Margin	Raw	Dist	Condition	Azimuth	Height	Comment	AF	CL	PA
	(Hz)	(dBuV/m)	(dBuV/m)	(dB)	(dBuV)	(m)		(°)	(m)		(dB)	(dB)	(dB)
PK	15.9609G	69.43	74.00	-4.57	56.27	3	Horizontal	310	1.62	-	38.66	9.29	34.79
AV	15.9603G	52.57	54.00	-1.43	39.41	3	Horizontal	310	1.62	-	38.66	9.29	34.79

802.11a_Nss1,(6Mbps)_4TX

5500MHz_TX

06/03/2021

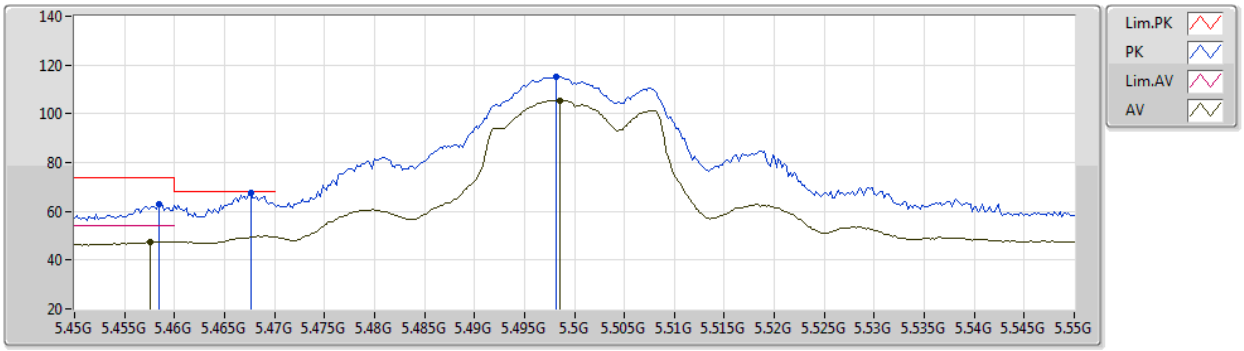

EUT Y_4TX
Setting 89
01-F-G-2-10

Type	Freq	Level	Limit	Margin	Raw	Dist	Condition	Azimuth	Height	Comment	AF	CL	PA
	(Hz)	(dBuV/m)	(dBuV/m)	(dB)	(dBuV)	(m)		(°)	(m)		(dB)	(dB)	(dB)
PK	5.4584G	62.88	74.00	-11.12	58.47	3	Vertical	121	1.79	-	33.42	5.40	34.41
AV	5.4576G	47.56	54.00	-6.44	43.16	3	Vertical	121	1.79	-	33.42	5.40	34.42
PK	5.4676G	67.75	68.20	-0.45	63.32	3	Vertical	121	1.79	-	33.44	5.40	34.41
PK	5.4982G	114.97	Inf	-Inf	110.48	3	Vertical	121	1.79	-	33.50	5.40	34.41
AV	5.4986G	105.44	Inf	-Inf	100.95	3	Vertical	121	1.79	-	33.50	5.40	34.41

802.11a_Nss1,(6Mbps)_4TX

5500MHz_TX

06/03/2021

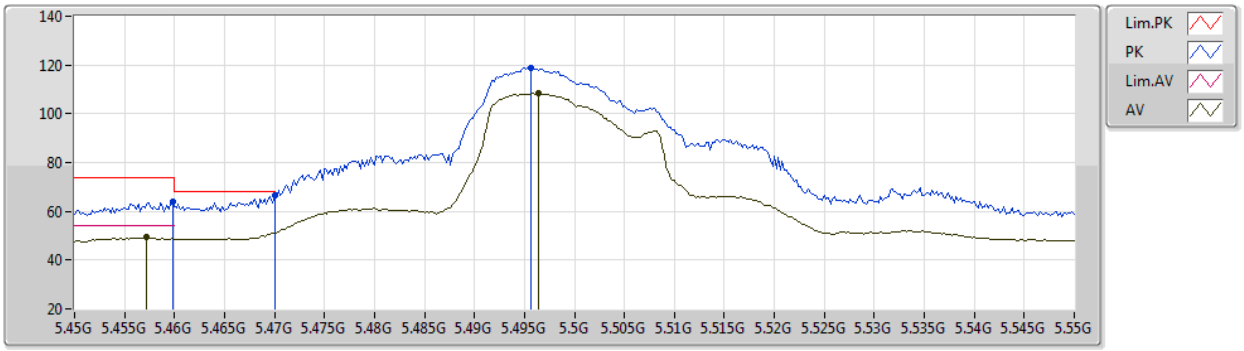

EUT Y_4TX
Setting 89
01-F-G-2-10

Type	Freq	Level	Limit	Margin	Raw	Dist	Condition	Azimuth	Height	Comment	AF	CL	PA
	(Hz)	(dBuV/m)	(dBuV/m)	(dB)	(dBuV)	(m)		(°)	(m)		(dB)	(dB)	(dB)
PK	5.4598G	64.07	74.00	-9.93	59.66	3	Horizontal	95	1.73	-	33.42	5.40	34.41
AV	5.4572G	49.28	54.00	-4.72	44.89	3	Horizontal	95	1.73	-	33.41	5.40	34.42
PK	5.47G	66.40	68.20	-1.80	61.97	3	Horizontal	95	1.73	-	33.44	5.40	34.41
PK	5.4956G	118.88	Inf	-Inf	114.40	3	Horizontal	95	1.73	-	33.49	5.40	34.41
AV	5.4964G	108.32	Inf	-Inf	103.84	3	Horizontal	95	1.73	-	33.49	5.40	34.41

802.11a_Nss1,(6Mbps)_4TX

5500MHz_TX

06/03/2021

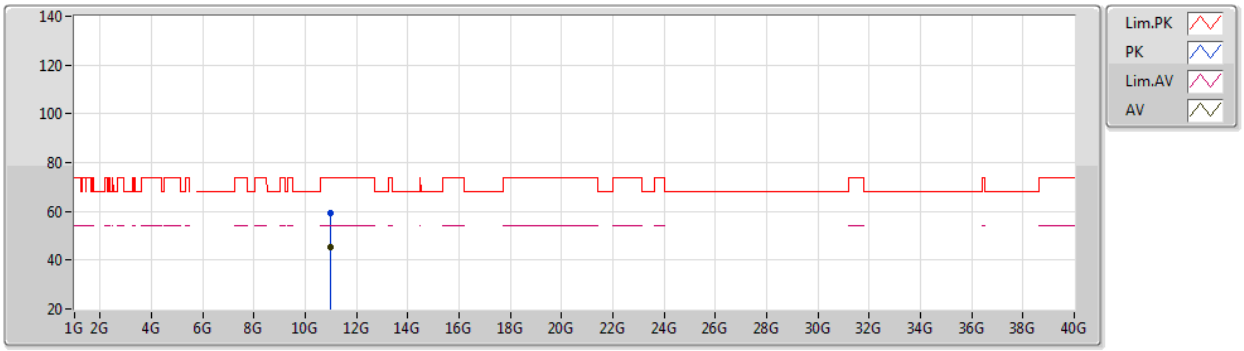

EUT Y_4TX
Setting 89
01-F-G-2

Type	Freq	Level	Limit	Margin	Raw	Dist	Condition	Azimuth	Height	Comment	AF	CL	PA
	(Hz)	(dBuV/m)	(dBuV/m)	(dB)	(dBuV)	(m)		(°)	(m)		(dB)	(dB)	(dB)
PK	11.00072G	59.14	74.00	-14.86	47.68	3	Vertical	100	2.64	-	38.20	7.65	34.39
AV	11.00108G	45.41	54.00	-8.59	33.95	3	Vertical	100	2.64	-	38.20	7.65	34.39

802.11a_Nss1,(6Mbps)_4TX

5500MHz_TX

06/03/2021

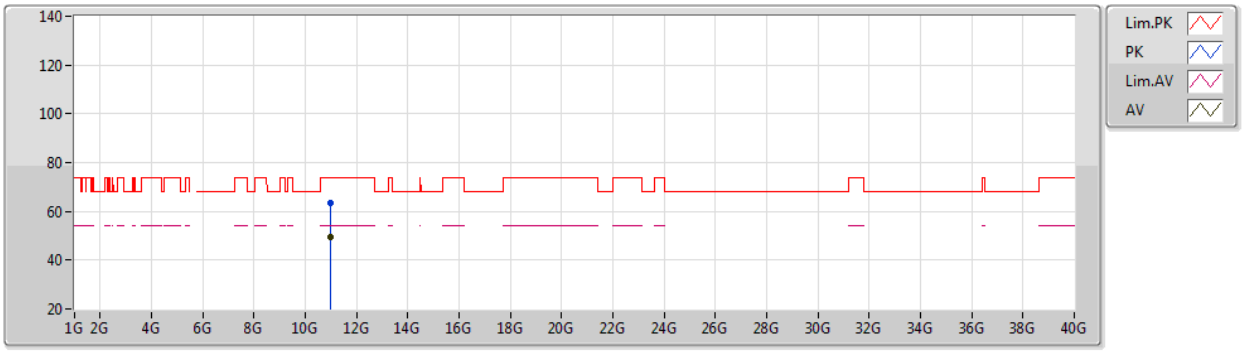

EUT Y_4TX
Setting 89
01-F-G-2

Type	Freq	Level	Limit	Margin	Raw	Dist	Condition	Azimuth	Height	Comment	AF	CL	PA
	(Hz)	(dBuV/m)	(dBuV/m)	(dB)	(dBuV)	(m)		(°)	(m)		(dB)	(dB)	(dB)
PK	10.99862G	63.47	74.00	-10.53	52.01	3	Horizontal	278	1.80	-	38.20	7.65	34.39
AV	10.99802G	49.25	54.00	-4.75	37.79	3	Horizontal	278	1.80	-	38.20	7.65	34.39

802.11a_Nss1,(6Mbps)_4TX

5580MHz_TX

06/03/2021

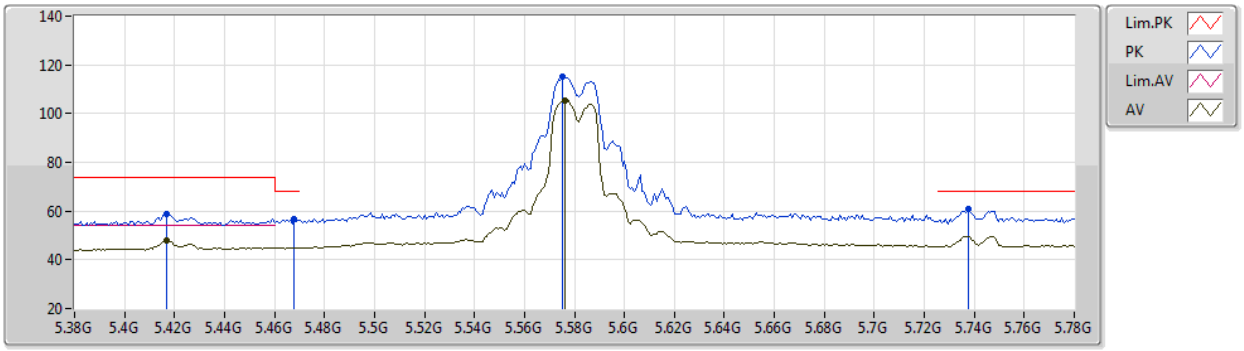

EUT Y_4TX
Setting 93
01-F-G-2-10

Type	Freq	Level	Limit	Margin	Raw	Dist	Condition	Azimuth	Height	Comment	AF	CL	PA
	(Hz)	(dBuV/m)	(dBuV/m)	(dB)	(dBuV)	(m)		(°)	(m)		(dB)	(dB)	(dB)
PK	5.4168G	59.03	74.00	-14.97	54.78	3	Vertical	124	1.80	-	33.27	5.40	34.42
AV	5.4168G	48.03	54.00	-5.97	43.78	3	Vertical	124	1.80	-	33.27	5.40	34.42
PK	5.468G	56.87	68.20	-11.33	52.44	3	Vertical	124	1.80	-	33.44	5.40	34.41
PK	5.5752G	115.29	Inf	-Inf	110.58	3	Vertical	124	1.80	-	33.75	5.40	34.44
AV	5.576G	105.59	Inf	-Inf	100.88	3	Vertical	124	1.80	-	33.75	5.40	34.44
PK	5.7376G	61.05	68.20	-7.15	56.02	3	Vertical	124	1.80	-	34.05	5.47	34.49

802.11a_Nss1,(6Mbps)_4TX

5580MHz_TX

06/03/2021

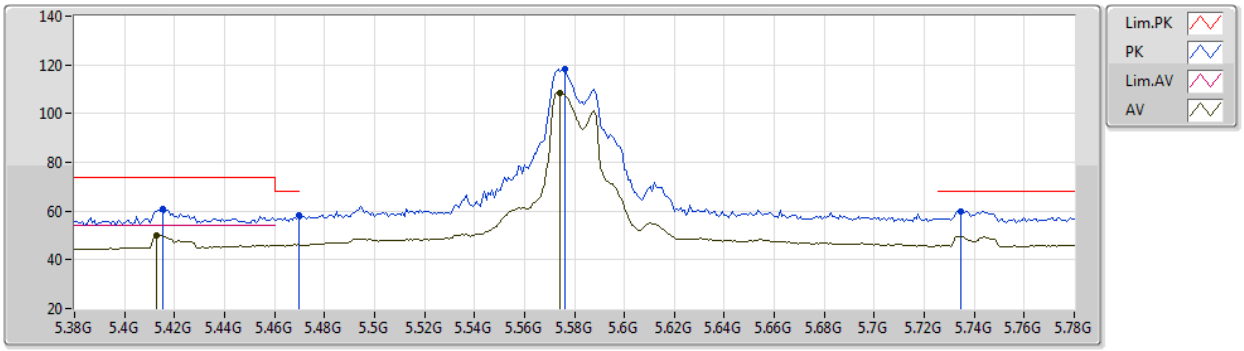

EUT Y_4TX
Setting 93
01-F-G-2-10

Type	Freq	Level	Limit	Margin	Raw	Dist	Condition	Azimuth	Height	Comment	AF	CL	PA
	(Hz)	(dBuV/m)	(dBuV/m)	(dB)	(dBuV)	(m)		(°)	(m)		(dB)	(dB)	(dB)
PK	5.4152G	60.65	74.00	-13.35	56.41	3	Horizontal	98	1.58	-	33.26	5.40	34.42
AV	5.4128G	50.06	54.00	-3.94	45.83	3	Horizontal	98	1.58	-	33.25	5.40	34.42
PK	5.4696G	58.40	68.20	-9.80	53.97	3	Horizontal	98	1.58	-	33.44	5.40	34.41
PK	5.576G	118.32	Inf	-Inf	113.61	3	Horizontal	98	1.58	-	33.75	5.40	34.44
AV	5.5744G	108.48	Inf	-Inf	103.77	3	Horizontal	98	1.58	-	33.75	5.40	34.44
PK	5.7344G	60.04	68.20	-8.16	55.02	3	Horizontal	98	1.58	-	34.04	5.47	34.49

802.11a_Nss1,(6Mbps)_4TX

5580MHz_TX

06/03/2021

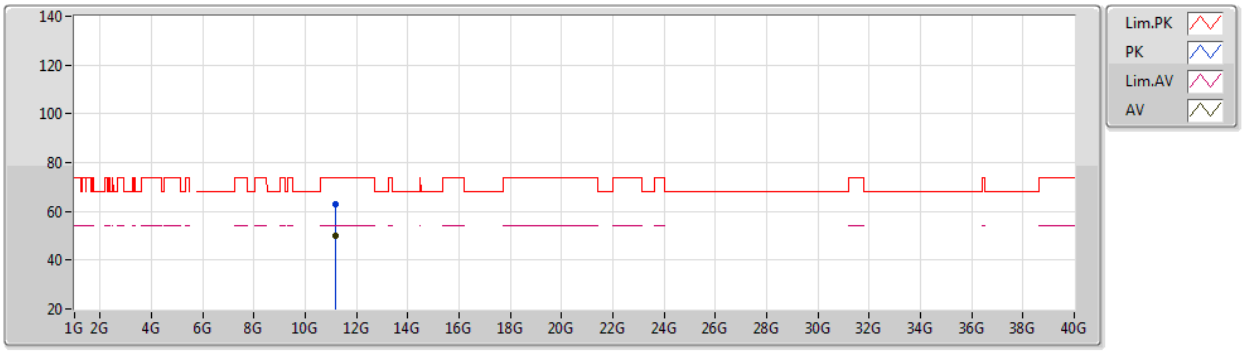

EUT Y_4TX
Setting 93
01-F-G-2

Type	Freq	Level	Limit	Margin	Raw	Dist	Condition	Azimuth	Height	Comment	AF	CL	PA
	(Hz)	(dBuV/m)	(dBuV/m)	(dB)	(dBuV)	(m)		(°)	(m)		(dB)	(dB)	(dB)
PK	11.16384G	62.93	74.00	-11.07	51.40	3	Vertical	47	1.53	-	38.24	7.71	34.42
AV	11.16378G	49.90	54.00	-4.10	38.37	3	Vertical	47	1.53	-	38.24	7.71	34.42

802.11a_Nss1,(6Mbps)_4TX

5580MHz_TX

06/03/2021

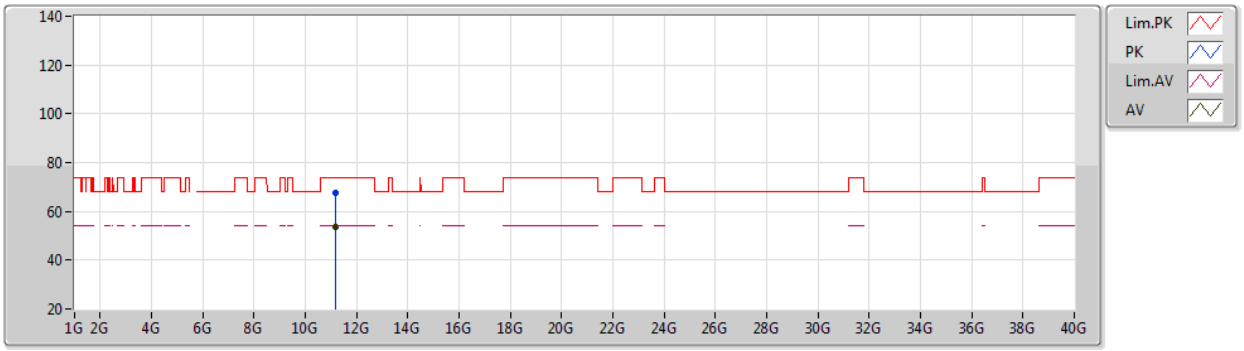

EUT Y_4TX
Setting 93
01-F-G-2

Type	Freq	Level	Limit	Margin	Raw	Dist	Condition	Azimuth	Height	Comment	AF	CL	PA
	(Hz)	(dBuV/m)	(dBuV/m)	(dB)	(dBuV)	(m)		(°)	(m)		(dB)	(dB)	(dB)
PK	11.16288G	67.60	74.00	-6.40	56.07	3	Horizontal	268	1.80	-	38.24	7.71	34.42
AV	11.15628G	53.58	54.00	-0.42	42.06	3	Horizontal	268	1.80	-	38.24	7.70	34.42

802.11a_Nss1,(6Mbps)_4TX

5700MHz_TX

06/03/2021

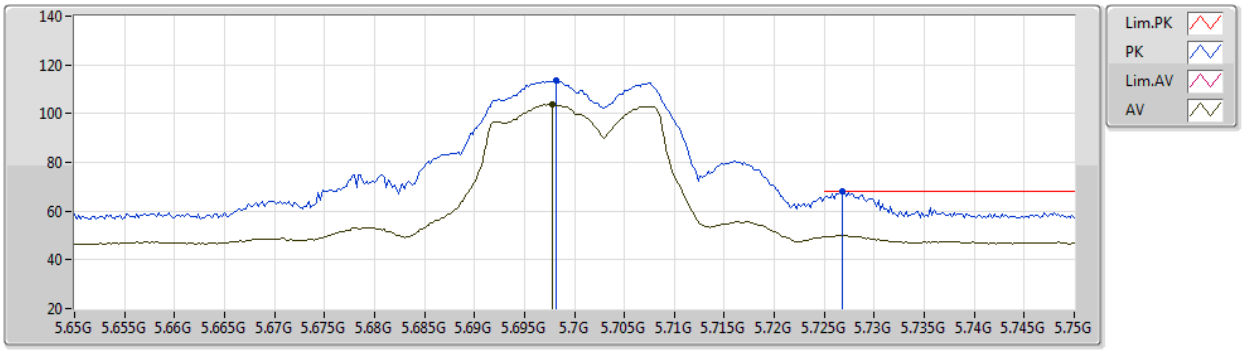

EUT Y_4TX
Setting 78
01-F-G-2-10

Type	Freq	Level	Limit	Margin	Raw	Dist	Condition	Azimuth	Height	Comment	AF	CL	PA
	(Hz)	(dBuV/m)	(dBuV/m)	(dB)	(dBuV)	(m)		(°)	(m)		(dB)	(dB)	(dB)
PK	5.6982G	113.76	Inf	-Inf	108.89	3	Vertical	120	1.88	-	33.90	5.45	34.48
AV	5.6978G	103.60	Inf	-Inf	98.73	3	Vertical	120	1.88	-	33.90	5.45	34.48
PK	5.7268G	68.19	68.20	-0.01	63.21	3	Vertical	120	1.88	-	34.01	5.46	34.49

802.11a_Nss1,(6Mbps)_4TX

5700MHz_TX

06/03/2021

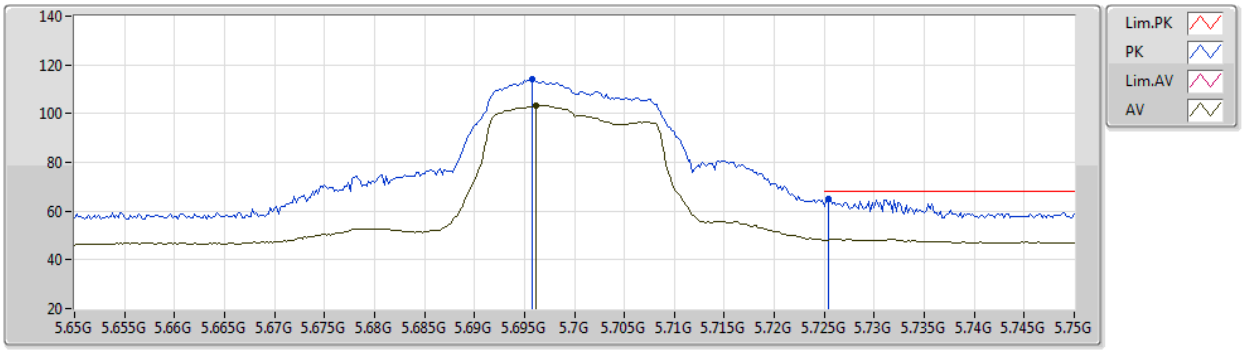

EUT Y_4TX
Setting 78
01-F-G-2-10

Type	Freq	Level	Limit	Margin	Raw	Dist	Condition	Azimuth	Height	Comment	AF	CL	PA
	(Hz)	(dBuV/m)	(dBuV/m)	(dB)	(dBuV)	(m)		(°)	(m)		(dB)	(dB)	(dB)
PK	5.6958G	114.21	Inf	-Inf	109.34	3	Horizontal	112	2.01	-	33.90	5.45	34.48
AV	5.6962G	103.18	Inf	-Inf	98.31	3	Horizontal	112	2.01	-	33.90	5.45	34.48
PK	5.7254G	65.05	68.20	-3.15	60.08	3	Horizontal	112	2.01	-	34.00	5.46	34.49

802.11a_Nss1,(6Mbps)_4TX

5700MHz_TX

06/03/2021

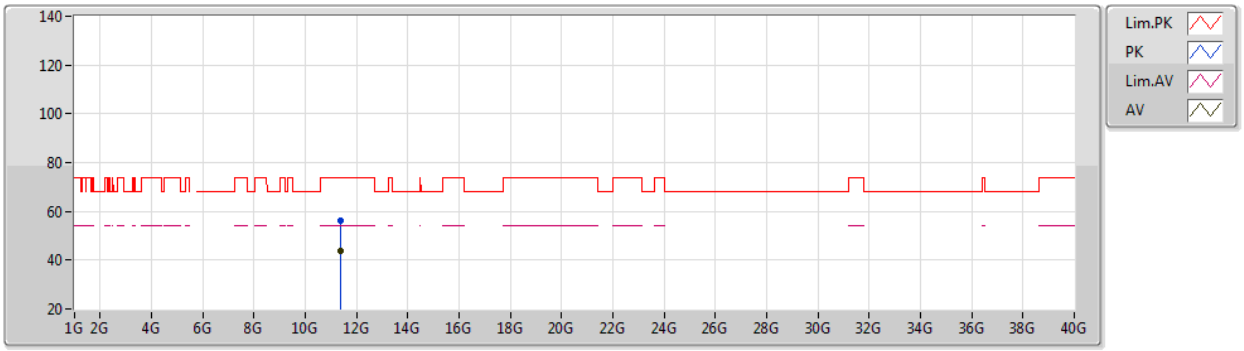

EUT Y_4TX
Setting 78
01-F-G-2

Type	Freq	Level	Limit	Margin	Raw	Dist	Condition	Azimuth	Height	Comment	AF	CL	PA
	(Hz)	(dBuV/m)	(dBuV/m)	(dB)	(dBuV)	(m)		(°)	(m)		(dB)	(dB)	(dB)
PK	11.39382G	56.41	74.00	-17.59	44.68	3	Vertical	355	2.42	-	38.39	7.79	34.45
AV	11.39418G	43.68	54.00	-10.32	31.95	3	Vertical	355	2.42	-	38.39	7.79	34.45

802.11a_Nss1,(6Mbps)_4TX

5700MHz_TX

06/03/2021

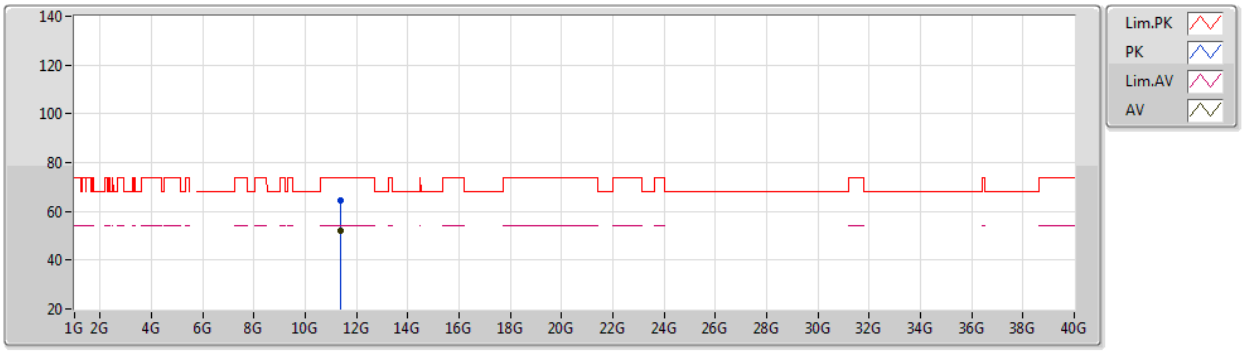

EUT Y_4TX
Setting 78
01-F-G-2

Type	Freq	Level	Limit	Margin	Raw	Dist	Condition	Azimuth	Height	Comment	AF	CL	PA
	(Hz)	(dBuV/m)	(dBuV/m)	(dB)	(dBuV)	(m)		(°)	(m)		(dB)	(dB)	(dB)
PK	11.39604G	64.64	74.00	-9.36	52.90	3	Horizontal	273	1.80	-	38.40	7.79	34.45
AV	11.39622G	52.29	54.00	-1.71	40.55	3	Horizontal	273	1.80	-	38.40	7.79	34.45

802.11a_Nss1,(6Mbps)_4TX

09/03/2021

5720MHz Straddle 5.47-5.725GHz_TX

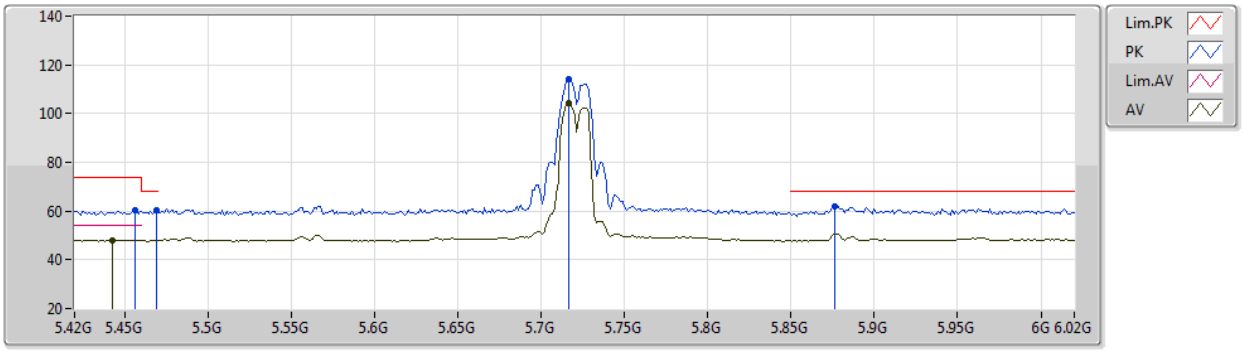

EUT Y_4TX
Setting 73
03-C-B-4-10

Type	Freq	Level	Limit	Margin	Raw	Dist	Condition	Azimuth	Height	Comment	AF	CL	PA
	(Hz)	(dBuV/m)	(dBuV/m)	(dB)	(dBuV)	(m)		(°)	(m)		(dB)	(dB)	(dB)
PK	5.456G	60.36	74.00	-13.64	54.09	3	Vertical	125	2.20	-	34.69	6.58	35.00
AV	5.4428G	48.00	54.00	-6.00	41.78	3	Vertical	125	2.20	-	34.67	6.56	35.01
PK	5.4692G	60.45	68.20	-7.75	54.17	3	Vertical	125	2.20	-	34.66	6.60	34.98
PK	5.7164G	114.20	Inf	-Inf	107.88	3	Vertical	125	2.20	-	34.40	6.86	34.94
AV	5.7164G	104.17	Inf	-Inf	97.85	3	Vertical	125	2.20	-	34.40	6.86	34.94
PK	5.876G	61.87	68.20	-6.33	55.30	3	Vertical	125	2.20	-	34.56	6.94	34.93

802.11a_Nss1,(6Mbps)_4TX

09/03/2021

5720MHz Straddle 5.47-5.725GHz_TX

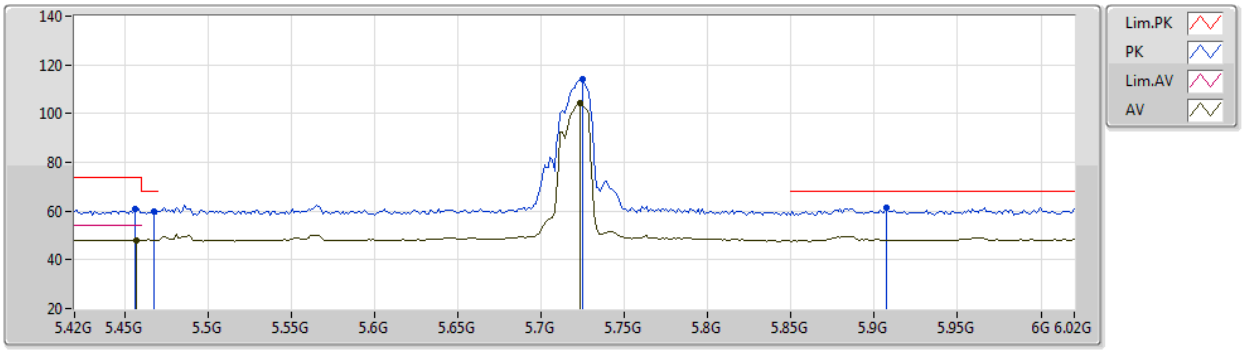

EUT Y_4TX
Setting 73
03-C-B-4-10

Type	Freq	Level	Limit	Margin	Raw	Dist	Condition	Azimuth	Height	Comment	AF	CL	PA
	(Hz)	(dBuV/m)	(dBuV/m)	(dB)	(dBuV)	(m)		(°)	(m)		(dB)	(dB)	(dB)
PK	5.456G	60.95	74.00	-13.05	54.68	3	Horizontal	100	2.00	-	34.69	6.58	35.00
AV	5.4572G	48.04	54.00	-5.96	41.76	3	Horizontal	100	2.00	-	34.69	6.59	35.00
PK	5.468G	59.69	68.20	-8.51	53.41	3	Horizontal	100	2.00	-	34.66	6.60	34.98
PK	5.7248G	113.95	Inf	-Inf	107.63	3	Horizontal	100	2.00	-	34.40	6.86	34.94
AV	5.7236G	104.06	Inf	-Inf	97.74	3	Horizontal	100	2.00	-	34.40	6.86	34.94
PK	5.9072G	61.31	68.20	-6.89	54.60	3	Horizontal	100	2.00	-	34.69	6.95	34.93

802.11a_Nss1,(6Mbps)_4TX

5720MHz Straddle 5.47-5.725GHz_TX

09/03/2021

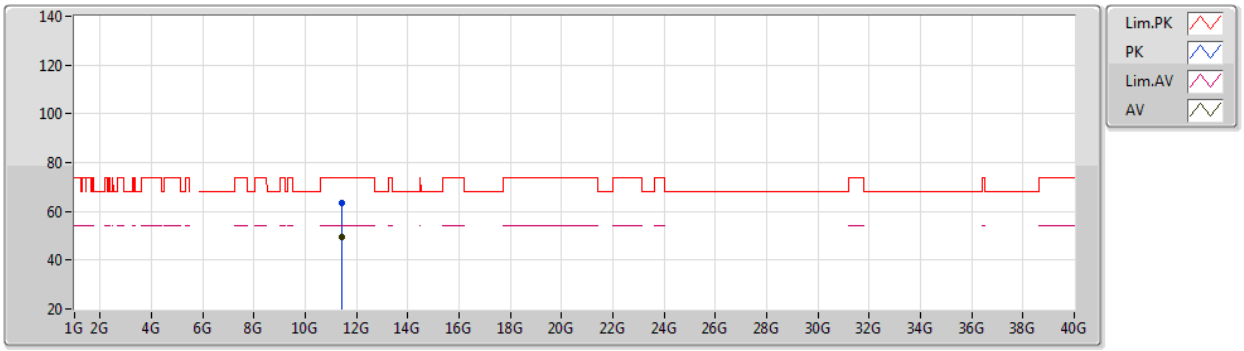

EUT Y_4TX
Setting 73
03-C-B-4

Type	Freq	Level	Limit	Margin	Raw	Dist	Condition	Azimuth	Height	Comment	AF	CL	PA
	(Hz)	(dBuV/m)	(dBuV/m)	(dB)	(dBuV)	(m)		(°)	(m)		(dB)	(dB)	(dB)
PK	11.43392G	63.47	74.00	-10.53	49.14	3	Vertical	108	1.37	-	39.07	9.89	34.63
AV	11.43624G	49.50	54.00	-4.50	35.17	3	Vertical	108	1.37	-	39.07	9.89	34.63

802.11a_Nss1,(6Mbps)_4TX

09/03/2021

5720MHz Straddle 5.47-5.725GHz_TX

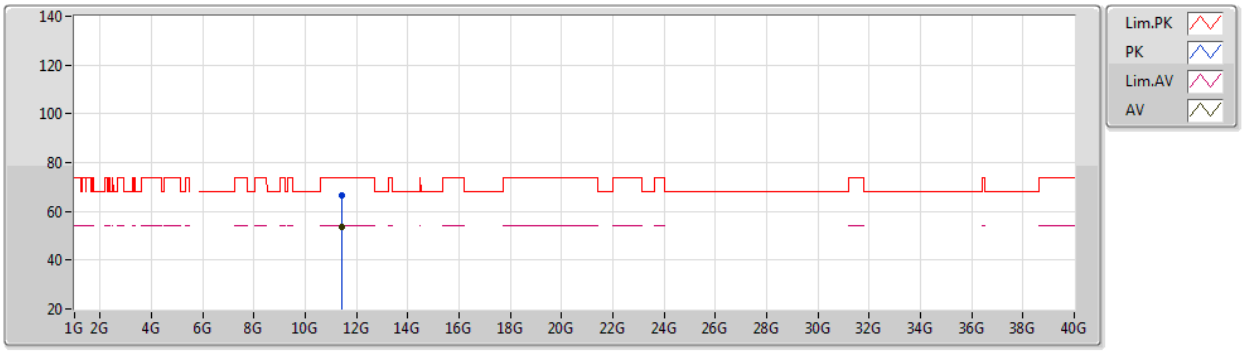

EUT Y_4TX
Setting 73
03-C-B-4

Type	Freq	Level	Limit	Margin	Raw	Dist	Condition	Azimuth	Height	Comment	AF	CL	PA
	(Hz)	(dBuV/m)	(dBuV/m)	(dB)	(dBuV)	(m)		(°)	(m)		(dB)	(dB)	(dB)
PK	11.43608G	66.57	74.00	-7.43	52.24	3	Horizontal	266	1.20	-	39.07	9.89	34.63
AV	11.436G	53.76	54.00	-0.24	39.43	3	Horizontal	266	1.20	-	39.07	9.89	34.63

802.11ac VHT20_Nss1,(MCS0)_4TX

5260MHz_TX

06/03/2021

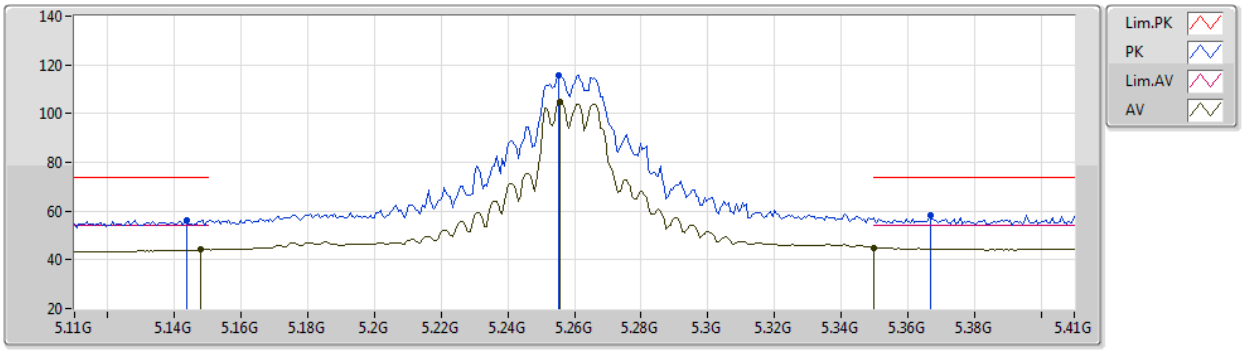

EUT Y_4TX
Setting 102
01-F-G-2-10

Type	Freq	Level	Limit	Margin	Raw	Dist	Condition	Azimuth	Height	Comment	AF	CL	PA
	(Hz)	(dBuV/m)	(dBuV/m)	(dB)	(dBuV)	(m)		(°)	(m)		(dB)	(dB)	(dB)
PK	5.1436G	56.41	74.00	-17.59	53.09	3	Vertical	114	1.23	-	32.60	5.17	34.45
AV	5.1478G	44.14	54.00	-9.86	40.82	3	Vertical	114	1.23	-	32.60	5.17	34.45
PK	5.2552G	115.82	Inf	-Inf	112.18	3	Vertical	114	1.23	-	32.82	5.26	34.44
AV	5.2558G	104.64	Inf	-Inf	101.00	3	Vertical	114	1.23	-	32.82	5.26	34.44
PK	5.3668G	58.12	74.00	-15.88	54.18	3	Vertical	114	1.23	-	33.00	5.37	34.43
AV	5.35G	45.02	54.00	-8.98	41.20	3	Vertical	114	1.23	-	32.90	5.35	34.43

802.11ac VHT20_Nss1,(MCS0)_4TX

5260MHz_TX

06/03/2021

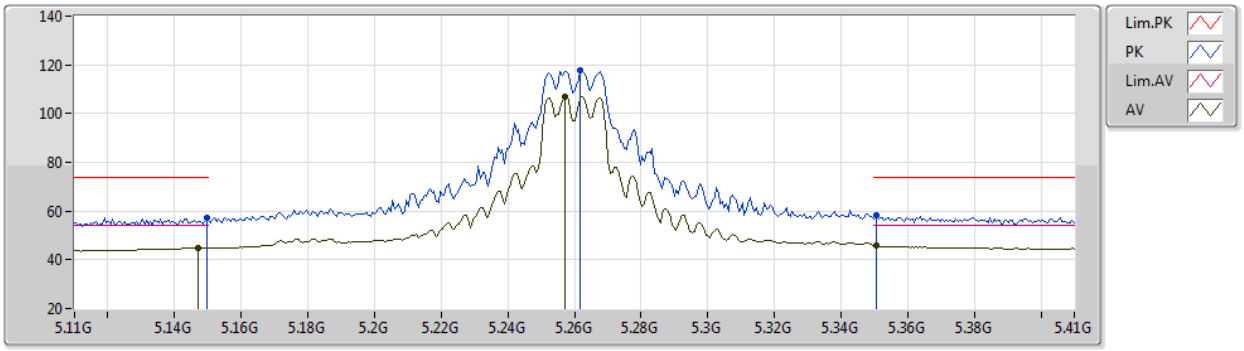

EUT Y_4TX
Setting 102
01-F-G-2-10

Type	Freq	Level	Limit	Margin	Raw	Dist	Condition	Azimuth	Height	Comment	AF	CL	PA
	(Hz)	(dBuV/m)	(dBuV/m)	(dB)	(dBuV)	(m)		(°)	(m)		(dB)	(dB)	(dB)
PK	5.1496G	57.33	74.00	-16.67	54.01	3	Horizontal	140	1.80	-	32.60	5.17	34.45
AV	5.1472G	44.77	54.00	-9.23	41.45	3	Horizontal	140	1.80	-	32.60	5.17	34.45
PK	5.2618G	117.54	Inf	-Inf	113.87	3	Horizontal	140	1.80	-	32.85	5.26	34.44
AV	5.257G	107.03	Inf	-Inf	103.38	3	Horizontal	140	1.80	-	32.83	5.26	34.44
PK	5.3506G	58.17	74.00	-15.83	54.35	3	Horizontal	140	1.80	-	32.90	5.35	34.43
AV	5.3506G	45.66	54.00	-8.34	41.84	3	Horizontal	140	1.80	-	32.90	5.35	34.43

802.11ac VHT20_Nss1,(MCS0)_4TX

5260MHz_TX

06/03/2021

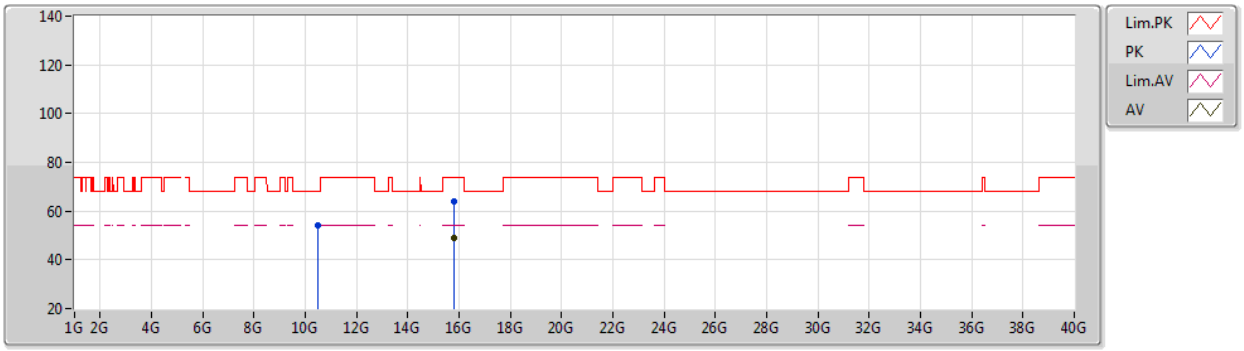

EUT Y_4TX
Setting 102
01-F-G-2

Type	Freq	Level	Limit	Margin	Raw	Dist	Condition	Azimuth	Height	Comment	AF	CL	PA
	(Hz)	(dBuV/m)	(dBuV/m)	(dB)	(dBuV)	(m)		(°)	(m)		(dB)	(dB)	(dB)
PK	10.51384G	54.21	68.20	-13.99	43.16	3	Vertical	87	3.00	-	38.40	7.48	34.83
PK	15.78592G	63.93	74.00	-10.07	50.89	3	Vertical	228	1.25	-	38.40	9.26	34.62
AV	15.78064G	48.99	54.00	-5.01	35.94	3	Vertical	228	1.25	-	38.40	9.26	34.61

802.11ac VHT20_Nss1,(MCS0)_4TX

5260MHz_TX

06/03/2021

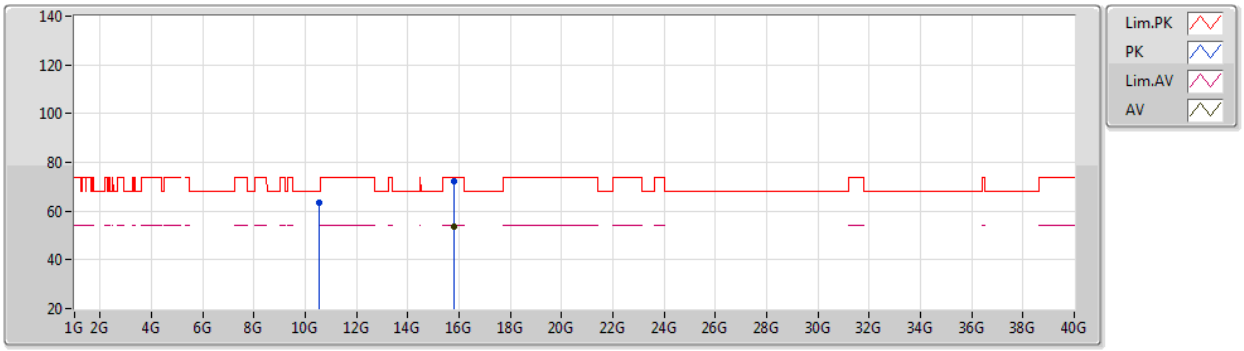

EUT Y_4TX
Setting 102
01-F-G-2

Type	Freq	Level	Limit	Margin	Raw	Dist	Condition	Azimuth	Height	Comment	AF	CL	PA
	(Hz)	(dBuV/m)	(dBuV/m)	(dB)	(dBuV)	(m)		(°)	(m)		(dB)	(dB)	(dB)
PK	10.5188G	63.49	68.20	-4.71	52.43	3	Horizontal	261	1.62	-	38.40	7.48	34.82
PK	15.78512G	72.09	74.00	-1.91	59.05	3	Horizontal	313	1.25	-	38.40	9.26	34.62
AV	15.78004G	53.67	54.00	-0.33	40.62	3	Horizontal	313	1.25	-	38.40	9.26	34.61

802.11ac VHT20_Nss1,(MCS0)_4TX

5300MHz_TX

06/03/2021

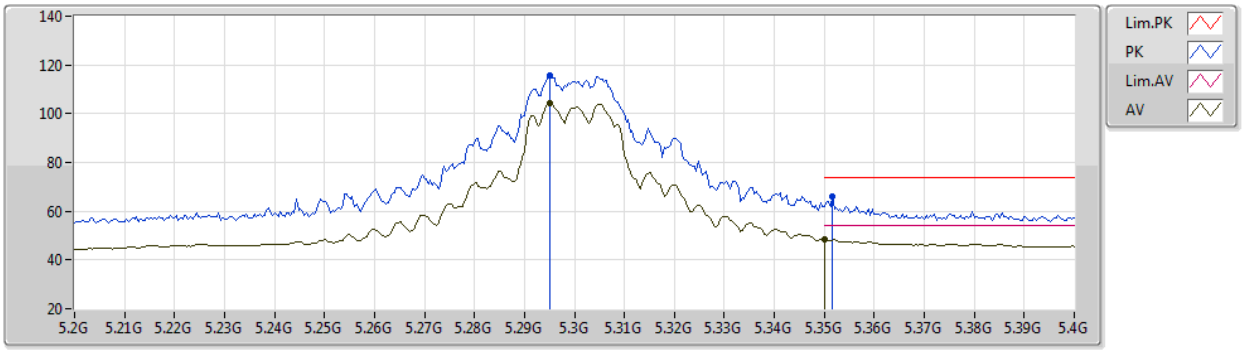

EUT Y_4TX
Setting 102
01-F-G-2-10

Type	Freq	Level	Limit	Margin	Raw	Dist	Condition	Azimuth	Height	Comment	AF	CL	PA
	(Hz)	(dBuV/m)	(dBuV/m)	(dB)	(dBuV)	(m)		(°)	(m)		(dB)	(dB)	(dB)
PK	5.2952G	115.58	Inf	-Inf	111.73	3	Vertical	119	1.80	-	32.98	5.30	34.43
AV	5.2952G	104.07	Inf	-Inf	100.22	3	Vertical	119	1.80	-	32.98	5.30	34.43
PK	5.3516G	66.28	74.00	-7.72	62.45	3	Vertical	119	1.80	-	32.91	5.35	34.43
AV	5.35G	48.50	54.00	-5.50	44.68	3	Vertical	119	1.80	-	32.90	5.35	34.43

802.11ac VHT20_Nss1,(MCS0)_4TX

5300MHz_TX

06/03/2021

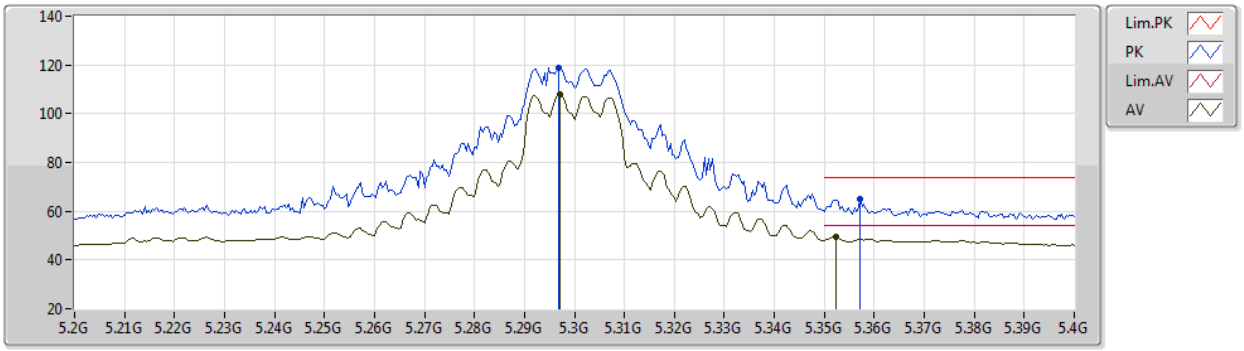

EUT Y_4TX
Setting 102
01-F-G-2-10

Type	Freq	Level	Limit	Margin	Raw	Dist	Condition	Azimuth	Height	Comment	AF	CL	PA
	(Hz)	(dBuV/m)	(dBuV/m)	(dB)	(dBuV)	(m)		(°)	(m)		(dB)	(dB)	(dB)
PK	5.2968G	118.76	Inf	-Inf	114.90	3	Horizontal	142	1.56	-	32.99	5.30	34.43
AV	5.2972G	107.75	Inf	-Inf	103.89	3	Horizontal	142	1.56	-	32.99	5.30	34.43
PK	5.3572G	64.88	74.00	-9.12	61.01	3	Horizontal	142	1.56	-	32.94	5.36	34.43
AV	5.3524G	49.61	54.00	-4.39	45.78	3	Horizontal	142	1.56	-	32.91	5.35	34.43

802.11ac VHT20_Nss1,(MCS0)_4TX

5300MHz_TX

06/03/2021

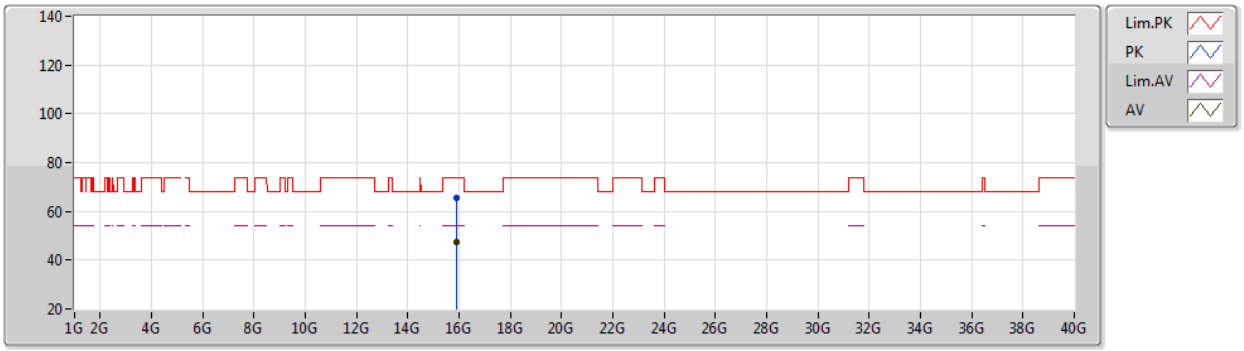

EUT Y_4TX
Setting 102
01-F-G-2

Type	Freq	Level	Limit	Margin	Raw	Dist	Condition	Azimuth	Height	Comment	AF	CL	PA
	(Hz)	(dBuV/m)	(dBuV/m)	(dB)	(dBuV)	(m)		(°)	(m)		(dB)	(dB)	(dB)
PK	15.89612G	65.56	74.00	-8.44	52.42	3	Vertical	156	2.53	-	38.59	9.28	34.73
AV	15.896G	47.60	54.00	-6.40	34.46	3	Vertical	156	2.53	-	38.59	9.28	34.73

802.11ac VHT20_Nss1,(MCS0)_4TX

5300MHz_TX

06/03/2021

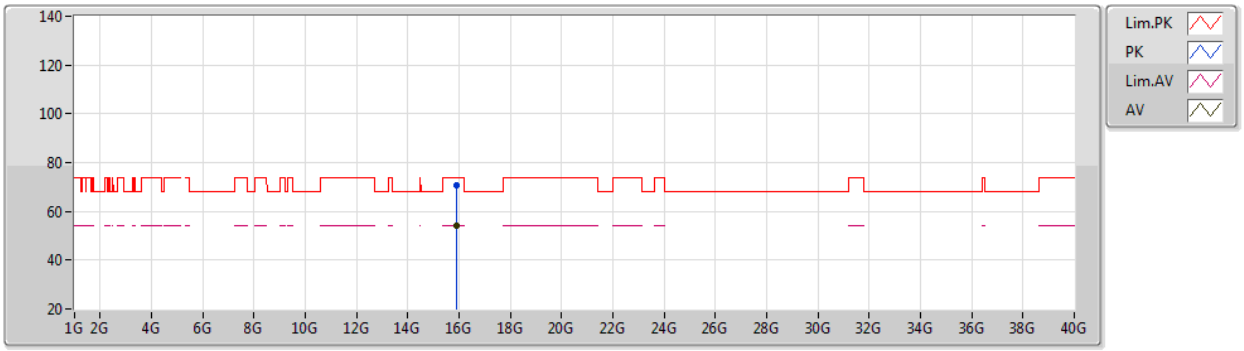

EUT Y_4TX
Setting 102
01-F-G-2

Type	Freq	Level	Limit	Margin	Raw	Dist	Condition	Azimuth	Height	Comment	AF	CL	PA
	(Hz)	(dBuV/m)	(dBuV/m)	(dB)	(dBuV)	(m)		(°)	(m)		(dB)	(dB)	(dB)
PK	15.90024G	70.62	74.00	-3.38	57.47	3	Horizontal	313	1.64	-	38.60	9.28	34.73
AV	15.90004G	53.90	54.00	-0.10	40.75	3	Horizontal	313	1.64	-	38.60	9.28	34.73

802.11ac VHT20_Nss1,(MCS0)_4TX

5320MHz_TX

06/03/2021

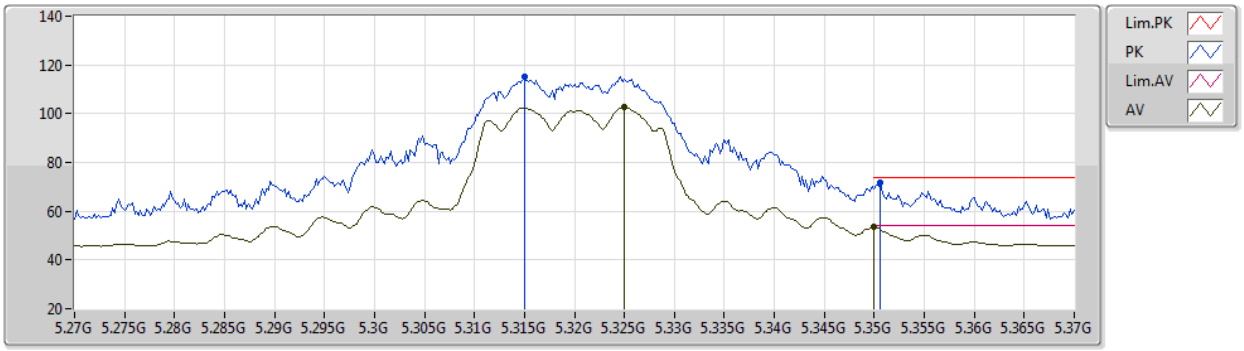

EUT Y_4TX
Setting 91
01-F-G-2-10

Type	Freq	Level	Limit	Margin	Raw	Dist	Condition	Azimuth	Height	Comment	AF	CL	PA
	(Hz)	(dBuV/m)	(dBuV/m)	(dB)	(dBuV)	(m)		(°)	(m)		(dB)	(dB)	(dB)
PK	5.315G	115.34	Inf	-Inf	111.48	3	Vertical	119	1.70	-	32.97	5.32	34.43
AV	5.325G	102.80	Inf	-Inf	98.95	3	Vertical	119	1.70	-	32.95	5.33	34.43
PK	5.3506G	71.53	74.00	-2.47	67.71	3	Vertical	119	1.70	-	32.90	5.35	34.43
AV	5.35G	53.57	54.00	-0.43	49.75	3	Vertical	119	1.70	-	32.90	5.35	34.43

802.11ac VHT20_Nss1,(MCS0)_4TX

5320MHz_TX

06/03/2021

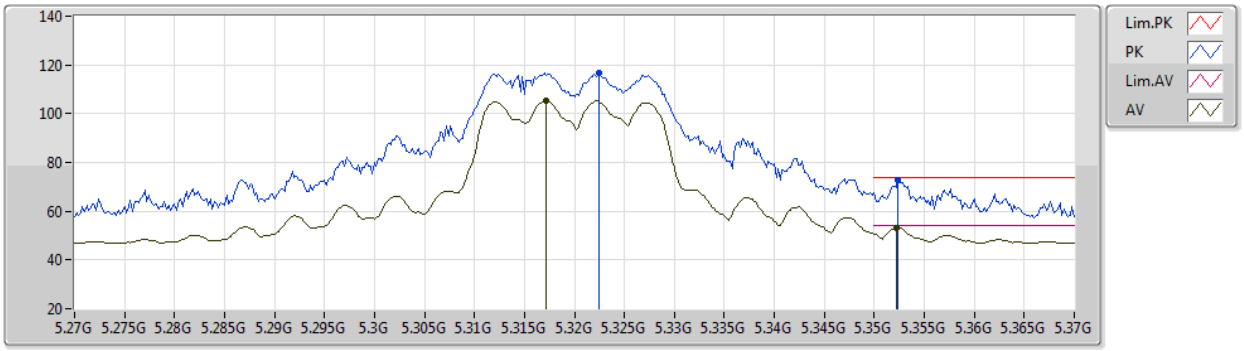

EUT Y_4TX
Setting 91
01-F-G-2-10

Type	Freq	Level	Limit	Margin	Raw	Dist	Condition	Azimuth	Height	Comment	AF	CL	PA
	(Hz)	(dBuV/m)	(dBuV/m)	(dB)	(dBuV)	(m)		(°)	(m)		(dB)	(dB)	(dB)
PK	5.3224G	116.79	Inf	-Inf	112.94	3	Horizontal	142	1.66	-	32.96	5.32	34.43
AV	5.3172G	105.37	Inf	-Inf	101.51	3	Horizontal	142	1.66	-	32.97	5.32	34.43
PK	5.3524G	72.60	74.00	-1.40	68.77	3	Horizontal	142	1.66	-	32.91	5.35	34.43
AV	5.3522G	53.34	54.00	-0.66	49.51	3	Horizontal	142	1.66	-	32.91	5.35	34.43

802.11ac VHT20_Nss1,(MCS0)_4TX

5320MHz_TX

06/03/2021

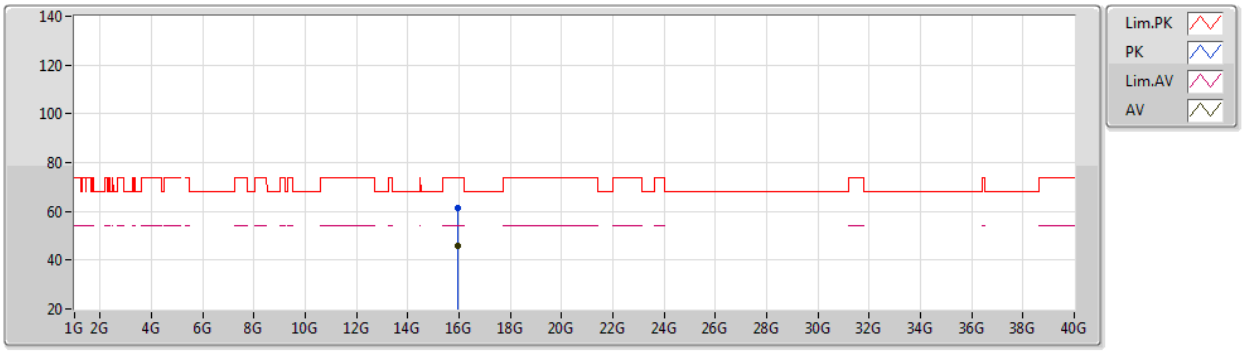

EUT Y_4TX
Setting 91
01-F-G-2

Type	Freq	Level	Limit	Margin	Raw	Dist	Condition	Azimuth	Height	Comment	AF	CL	PA
	(Hz)	(dBuV/m)	(dBuV/m)	(dB)	(dBuV)	(m)		(°)	(m)		(dB)	(dB)	(dB)
PK	15.9644G	61.19	74.00	-12.81	48.03	3	Vertical	149	2.94	-	38.66	9.29	34.79
AV	15.95944G	45.72	54.00	-8.28	32.56	3	Vertical	149	2.94	-	38.66	9.29	34.79

802.11ac VHT20_Nss1,(MCS0)_4TX

5320MHz_TX

06/03/2021

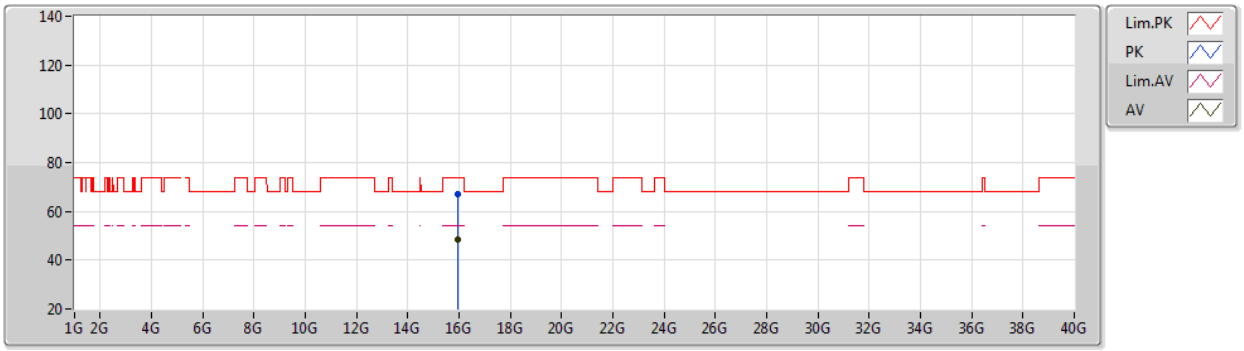

EUT Y_4TX
Setting 91
01-F-G-2

Type	Freq	Level	Limit	Margin	Raw	Dist	Condition	Azimuth	Height	Comment	AF	CL	PA
	(Hz)	(dBuV/m)	(dBuV/m)	(dB)	(dBuV)	(m)		(°)	(m)		(dB)	(dB)	(dB)
PK	15.9652G	67.14	74.00	-6.86	53.98	3	Horizontal	310	1.64	-	38.67	9.29	34.80
AV	15.96004G	48.48	54.00	-5.52	35.32	3	Horizontal	310	1.64	-	38.66	9.29	34.79

802.11ac VHT20_Nss1,(MCS0)_4TX

5500MHz_TX

06/03/2021

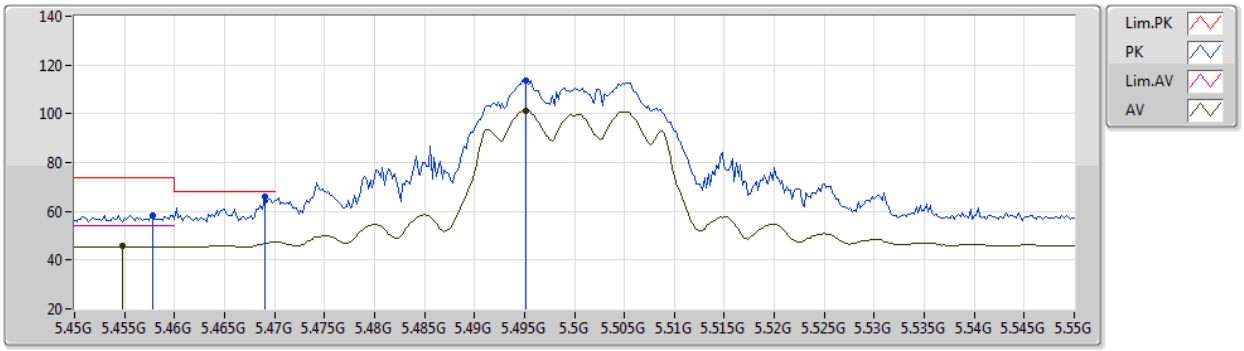

EUT Y_4TX
Setting 79
01-F-G-2-10

Type	Freq	Level	Limit	Margin	Raw	Dist	Condition	Azimuth	Height	Comment	AF	CL	PA
	(Hz)	(dBuV/m)	(dBuV/m)	(dB)	(dBuV)	(m)		(°)	(m)		(dB)	(dB)	(dB)
PK	5.4578G	58.50	74.00	-15.50	54.10	3	Vertical	117	1.69	-	33.42	5.40	34.42
AV	5.4548G	45.65	54.00	-8.35	41.26	3	Vertical	117	1.69	-	33.41	5.40	34.42
PK	5.469G	66.20	68.20	-2.00	61.77	3	Vertical	117	1.69	-	33.44	5.40	34.41
PK	5.4952G	113.78	Inf	-Inf	109.30	3	Vertical	117	1.69	-	33.49	5.40	34.41
AV	5.4952G	101.41	Inf	-Inf	96.93	3	Vertical	117	1.69	-	33.49	5.40	34.41

802.11ac VHT20_Nss1,(MCS0)_4TX

5500MHz_TX

06/03/2021

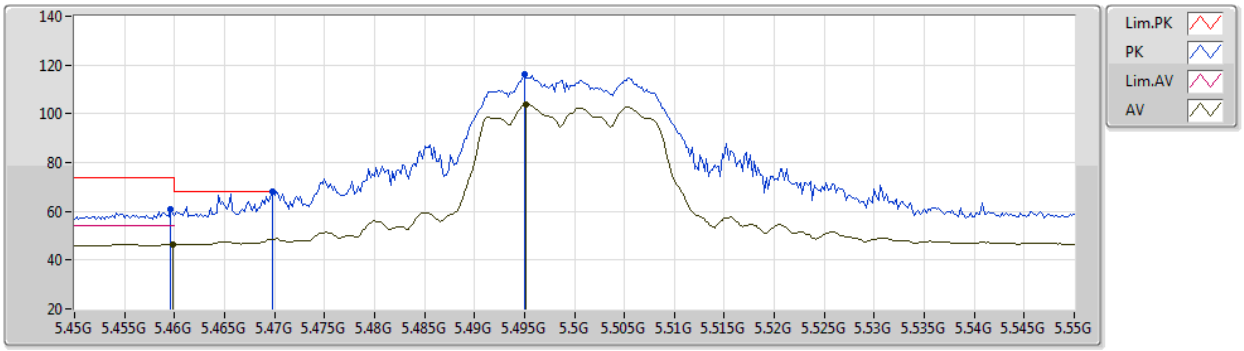

EUT Y_4TX
Setting 79
01-F-G-2-10

Type	Freq	Level	Limit	Margin	Raw	Dist	Condition	Azimuth	Height	Comment	AF	CL	PA
	(Hz)	(dBuV/m)	(dBuV/m)	(dB)	(dBuV)	(m)		(°)	(m)		(dB)	(dB)	(dB)
PK	5.4596G	61.00	74.00	-13.00	56.59	3	Horizontal	90	1.99	-	33.42	5.40	34.41
AV	5.4598G	46.59	54.00	-7.41	42.18	3	Horizontal	90	1.99	-	33.42	5.40	34.41
PK	5.4698G	68.04	68.20	-0.16	63.61	3	Horizontal	90	1.99	-	33.44	5.40	34.41
PK	5.495G	115.96	Inf	-Inf	111.48	3	Horizontal	90	1.99	-	33.49	5.40	34.41
AV	5.4952G	103.70	Inf	-Inf	99.22	3	Horizontal	90	1.99	-	33.49	5.40	34.41

802.11ac VHT20_Nss1,(MCS0)_4TX

5500MHz_TX

06/03/2021

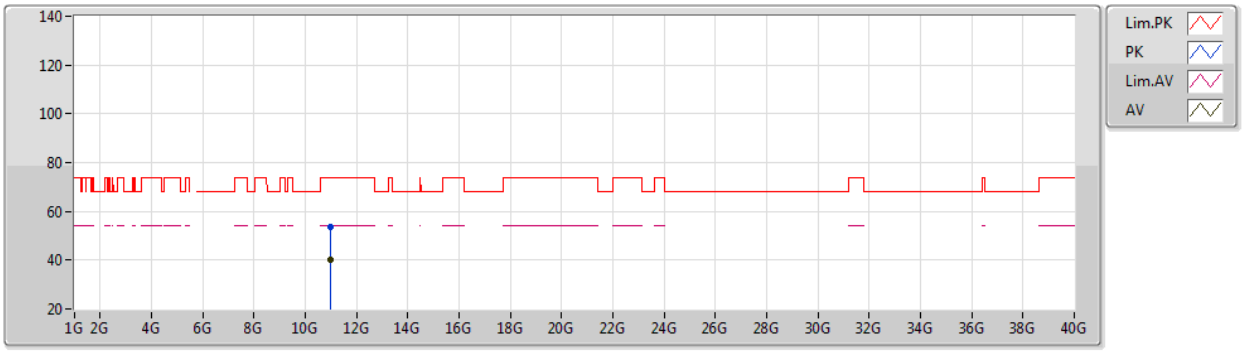

EUT Y_4TX
Setting 79
01-F-G-2

Type	Freq	Level	Limit	Margin	Raw	Dist	Condition	Azimuth	Height	Comment	AF	CL	PA
	(Hz)	(dBuV/m)	(dBuV/m)	(dB)	(dBuV)	(m)		(°)	(m)		(dB)	(dB)	(dB)
PK	11.00154G	53.47	74.00	-20.53	42.01	3	Vertical	206	2.21	-	38.20	7.65	34.39
AV	10.99836G	40.27	54.00	-13.73	28.81	3	Vertical	206	2.21	-	38.20	7.65	34.39

802.11ac VHT20_Nss1,(MCS0)_4TX

5500MHz_TX

06/03/2021

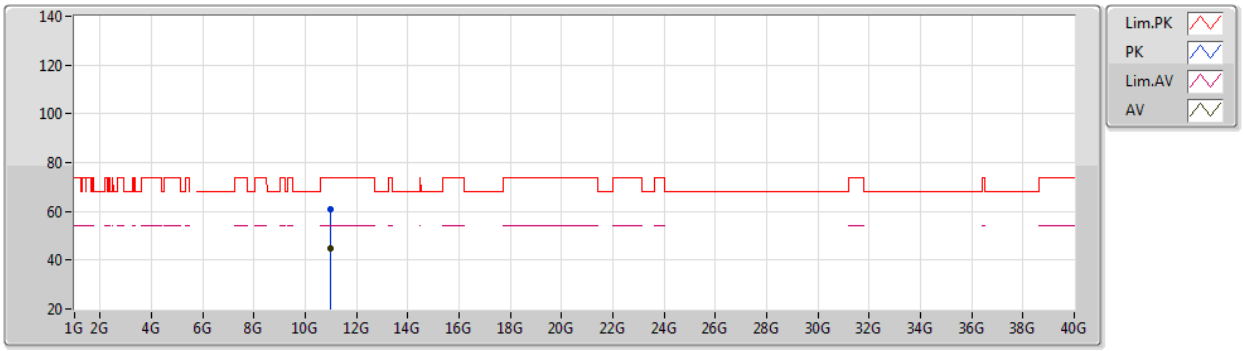

EUT Y_4TX
Setting 79
01-F-G-2

Type	Freq	Level	Limit	Margin	Raw	Dist	Condition	Azimuth	Height	Comment	AF	CL	PA
	(Hz)	(dBuV/m)	(dBuV/m)	(dB)	(dBuV)	(m)		(°)	(m)		(dB)	(dB)	(dB)
PK	11.00248G	60.62	74.00	-13.38	49.16	3	Horizontal	278	1.46	-	38.20	7.65	34.39
AV	11.0029G	44.70	54.00	-9.30	33.24	3	Horizontal	278	1.46	-	38.20	7.65	34.39

802.11ac VHT20_Nss1,(MCS0)_4TX

5580MHz_TX

06/03/2021

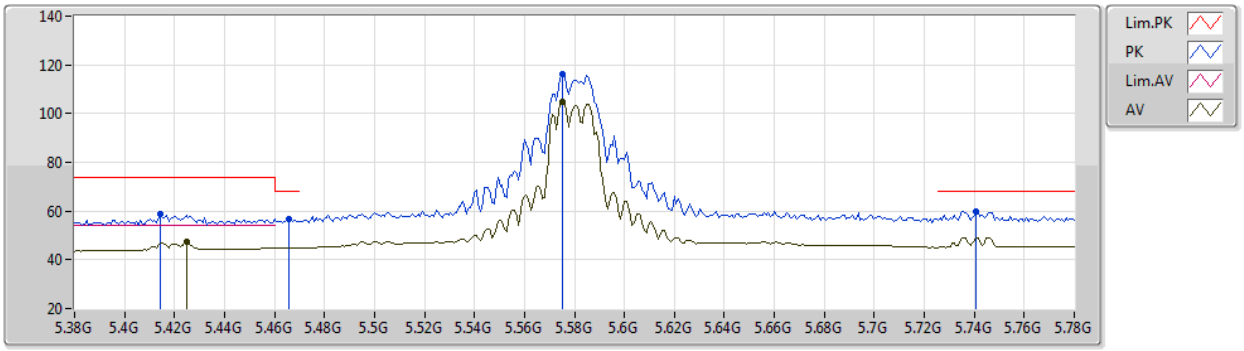

EUT Y_4TX
Setting 93
01-F-G-2-10

Type	Freq	Level	Limit	Margin	Raw	Dist	Condition	Azimuth	Height	Comment	AF	CL	PA
	(Hz)	(dBuV/m)	(dBuV/m)	(dB)	(dBuV)	(m)		(°)	(m)		(dB)	(dB)	(dB)
PK	5.4144G	59.05	74.00	-14.95	54.81	3	Vertical	114	1.80	-	33.26	5.40	34.42
AV	5.4248G	47.52	54.00	-6.48	43.24	3	Vertical	114	1.80	-	33.30	5.40	34.42
PK	5.4656G	56.85	68.20	-11.35	52.43	3	Vertical	114	1.80	-	33.43	5.40	34.41
PK	5.5752G	116.46	Inf	-Inf	111.75	3	Vertical	114	1.80	-	33.75	5.40	34.44
AV	5.5752G	104.81	Inf	-Inf	100.10	3	Vertical	114	1.80	-	33.75	5.40	34.44
PK	5.7408G	59.92	68.20	-8.28	54.88	3	Vertical	114	1.80	-	34.06	5.47	34.49

802.11ac VHT20_Nss1,(MCS0)_4TX

5580MHz_TX

06/03/2021

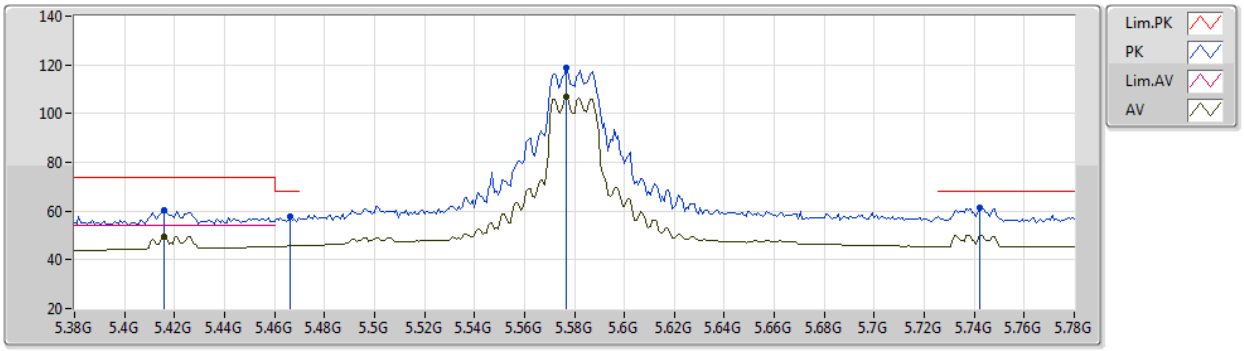

EUT Y_4TX
Setting 93
01-F-G-2-10

Type	Freq	Level	Limit	Margin	Raw	Dist	Condition	Azimuth	Height	Comment	AF	CL	PA
	(Hz)	(dBuV/m)	(dBuV/m)	(dB)	(dBuV)	(m)		(°)	(m)		(dB)	(dB)	(dB)
PK	5.416G	60.33	74.00	-13.67	56.09	3	Horizontal	99	1.56	-	33.26	5.40	34.42
AV	5.416G	49.45	54.00	-4.55	45.21	3	Horizontal	99	1.56	-	33.26	5.40	34.42
PK	5.4664G	57.57	68.20	-10.63	53.15	3	Horizontal	99	1.56	-	33.43	5.40	34.41
PK	5.5768G	118.65	Inf	-Inf	113.94	3	Horizontal	99	1.56	-	33.75	5.40	34.44
AV	5.5768G	106.66	Inf	-Inf	101.95	3	Horizontal	99	1.56	-	33.75	5.40	34.44
PK	5.7424G	61.38	68.20	-6.82	56.33	3	Horizontal	99	1.56	-	34.07	5.47	34.49

802.11ac VHT20_Nss1,(MCS0)_4TX

5580MHz_TX

06/03/2021

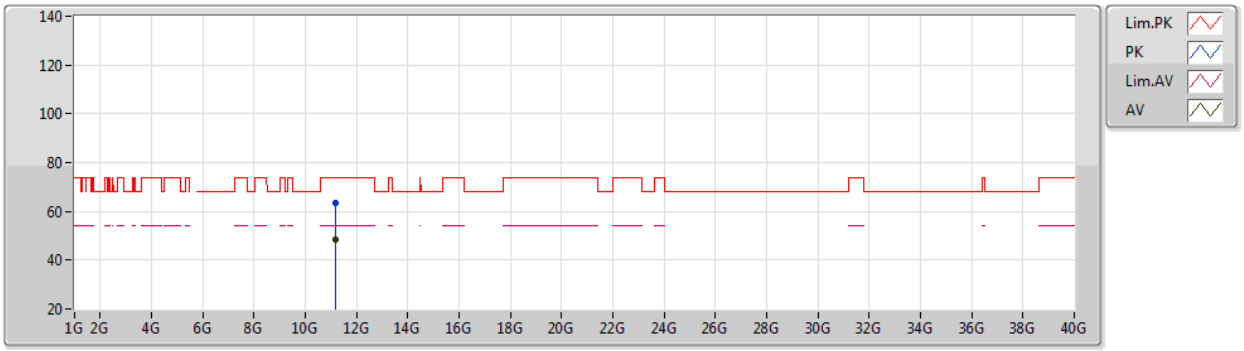

EUT Y_4TX
Setting 93
01-F-G-2

Type	Freq	Level	Limit	Margin	Raw	Dist	Condition	Azimuth	Height	Comment	AF	CL	PA
	(Hz)	(dBuV/m)	(dBuV/m)	(dB)	(dBuV)	(m)		(°)	(m)		(dB)	(dB)	(dB)
PK	11.16078G	63.34	74.00	-10.66	51.81	3	Vertical	47	1.55	-	38.24	7.71	34.42
AV	11.16108G	48.67	54.00	-5.33	37.14	3	Vertical	47	1.55	-	38.24	7.71	34.42

802.11ac VHT20_Nss1,(MCS0)_4TX

5580MHz_TX

06/03/2021

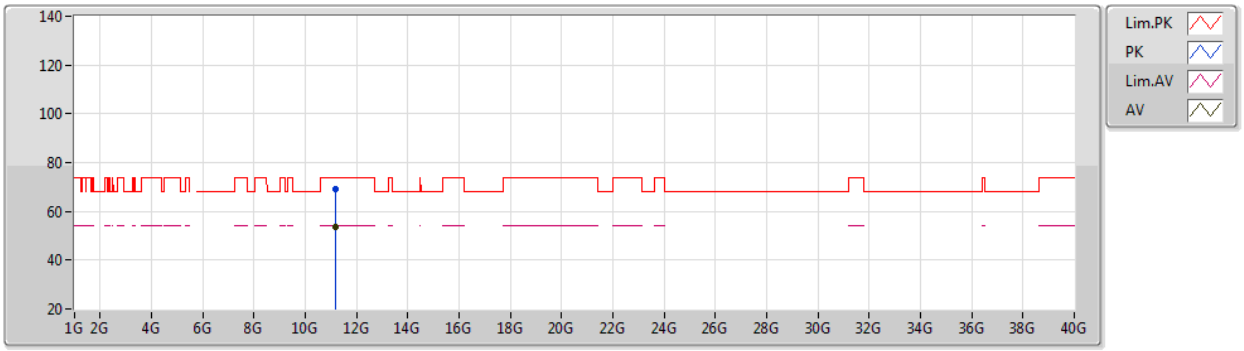

EUT Y_4TX
Setting 93
01-F-G-2

Type	Freq	Level	Limit	Margin	Raw	Dist	Condition	Azimuth	Height	Comment	AF	CL	PA
	(Hz)	(dBuV/m)	(dBuV/m)	(dB)	(dBuV)	(m)		(°)	(m)		(dB)	(dB)	(dB)
PK	11.15754G	69.27	74.00	-4.73	57.74	3	Horizontal	269	1.87	-	38.24	7.71	34.42
AV	11.16234G	53.79	54.00	-0.21	42.26	3	Horizontal	269	1.87	-	38.24	7.71	34.42

802.11ac VHT20_Nss1,(MCS0)_4TX

5700MHz_TX

06/03/2021

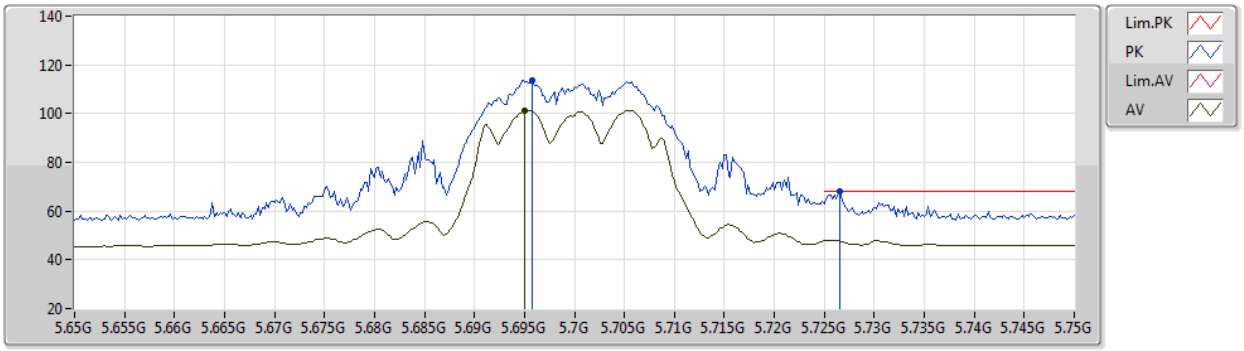

EUT Y_4TX
Setting 74
01-F-G-2-10

Type	Freq	Level	Limit	Margin	Raw	Dist	Condition	Azimuth	Height	Comment	AF	CL	PA
	(Hz)	(dBuV/m)	(dBuV/m)	(dB)	(dBuV)	(m)		(°)	(m)		(dB)	(dB)	(dB)
PK	5.6958G	113.46	Inf	-Inf	108.59	3	Vertical	113	1.78	-	33.90	5.45	34.48
AV	5.695G	101.32	Inf	-Inf	96.45	3	Vertical	113	1.78	-	33.90	5.45	34.48
PK	5.7266G	68.13	68.20	-0.07	63.15	3	Vertical	113	1.78	-	34.01	5.46	34.49

802.11ac VHT20_Nss1,(MCS0)_4TX

5700MHz_TX

06/03/2021

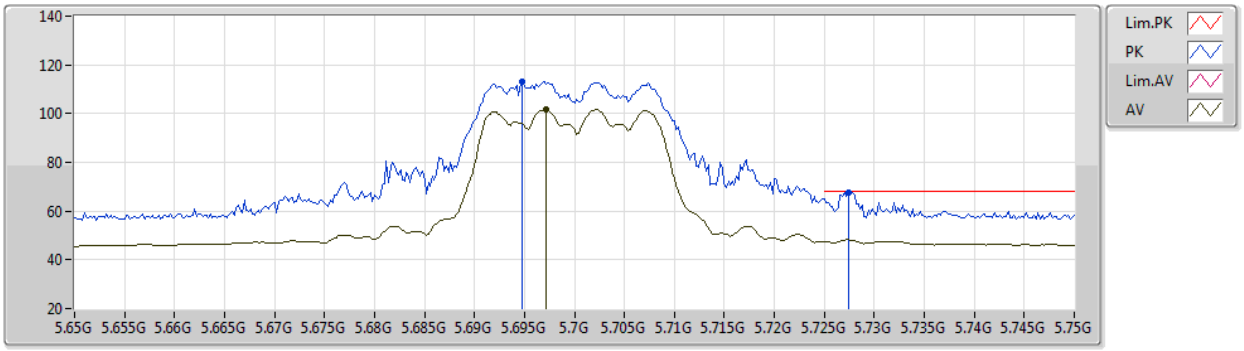

EUT Y_4TX
Setting 74
01-F-G-2-10

Type	Freq	Level	Limit	Margin	Raw	Dist	Condition	Azimuth	Height	Comment	AF	CL	PA
	(Hz)	(dBuV/m)	(dBuV/m)	(dB)	(dBuV)	(m)		(°)	(m)		(dB)	(dB)	(dB)
PK	5.6948G	113.09	Inf	-Inf	108.22	3	Horizontal	82	2.40	-	33.90	5.45	34.48
AV	5.6972G	101.68	Inf	-Inf	96.81	3	Horizontal	82	2.40	-	33.90	5.45	34.48
PK	5.7274G	67.70	68.20	-0.50	62.72	3	Horizontal	82	2.40	-	34.01	5.46	34.49

802.11ac VHT20_Nss1,(MCS0)_4TX

5700MHz_TX

06/03/2021

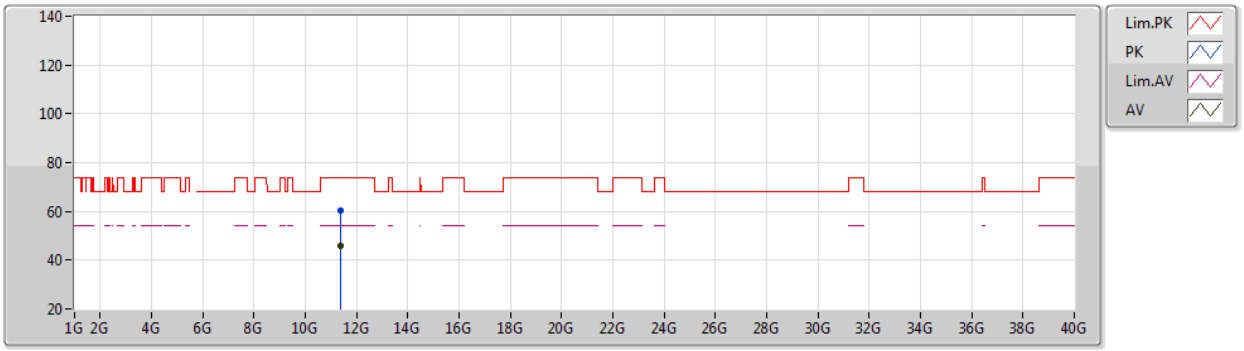

EUT Y_4TX
Setting 74
01-F-G-2

Type	Freq	Level	Limit	Margin	Raw	Dist	Condition	Azimuth	Height	Comment	AF	CL	PA
	(Hz)	(dBuV/m)	(dBuV/m)	(dB)	(dBuV)	(m)		(°)	(m)		(dB)	(dB)	(dB)
PK	11.3985G	60.37	74.00	-13.63	48.63	3	Vertical	110	1.30	-	38.40	7.79	34.45
AV	11.3988G	46.10	54.00	-7.90	34.36	3	Vertical	110	1.30	-	38.40	7.79	34.45

802.11ac VHT20_Nss1,(MCS0)_4TX

5700MHz_TX

06/03/2021

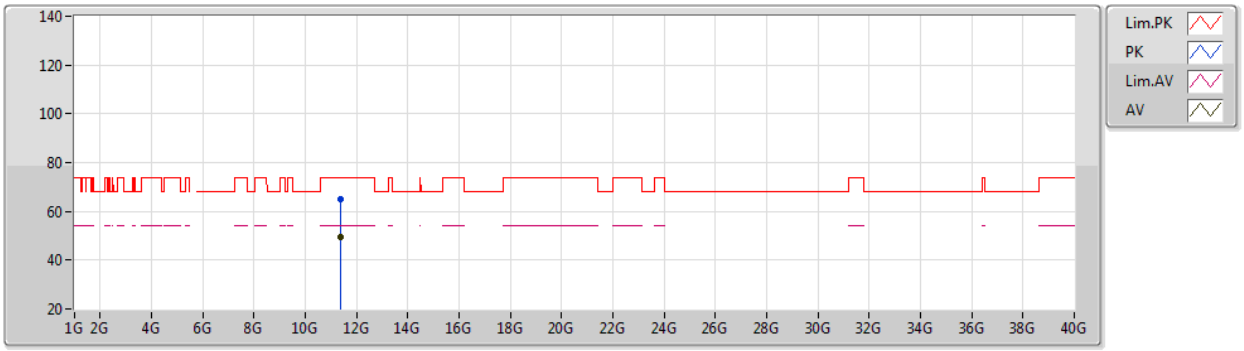

EUT Y_4TX
Setting 74
01-F-G-2

Type	Freq	Level	Limit	Margin	Raw	Dist	Condition	Azimuth	Height	Comment	AF	CL	PA
	(Hz)	(dBuV/m)	(dBuV/m)	(dB)	(dBuV)	(m)		(°)	(m)		(dB)	(dB)	(dB)
PK	11.39226G	64.89	74.00	-9.11	53.16	3	Horizontal	274	1.80	-	38.39	7.79	34.45
AV	11.39718G	49.27	54.00	-4.73	37.53	3	Horizontal	274	1.80	-	38.40	7.79	34.45

802.11ac VHT20_Nss1,(MCS0)_4TX

5720MHz Straddle 5.47-5.725GHz_TX

12/04/2021

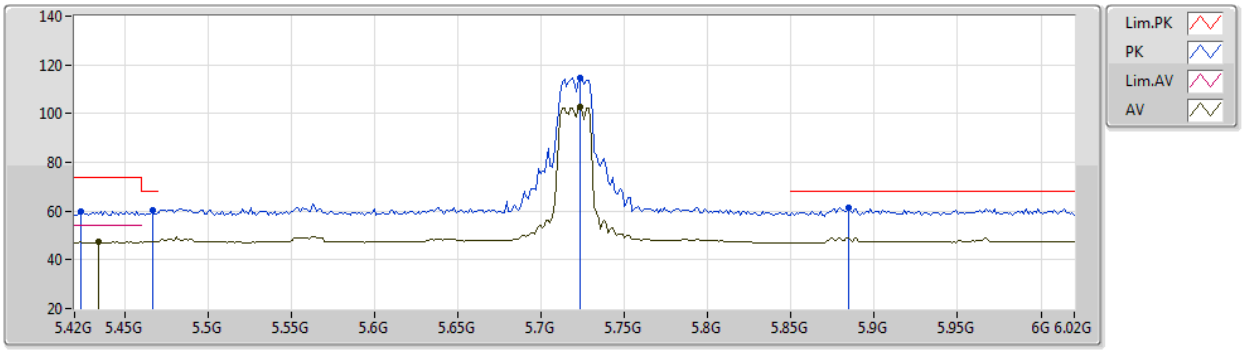

EUT Y_4TX
Setting 77
03-C-B-4-10

Type	Freq	Level	Limit	Margin	Raw	Dist	Condition	Azimuth	Height	Comment	AF	CL	PA
	(Hz)	(dBuV/m)	(dBuV/m)	(dB)	(dBuV)	(m)		(°)	(m)		(dB)	(dB)	(dB)
PK	5.4236G	60.07	74.00	-13.93	53.97	3	Vertical	117	1.80	-	34.59	6.54	35.03
AV	5.4344G	47.23	54.00	-6.77	41.06	3	Vertical	117	1.80	-	34.64	6.55	35.02
PK	5.4668G	60.10	68.20	-8.10	53.82	3	Vertical	117	1.80	-	34.67	6.60	34.99
PK	5.7236G	114.57	Inf	-Inf	108.25	3	Vertical	117	1.80	-	34.40	6.86	34.94
AV	5.7236G	102.93	Inf	-Inf	96.61	3	Vertical	117	1.80	-	34.40	6.86	34.94
PK	5.8844G	61.38	68.20	-6.82	54.76	3	Vertical	117	1.80	-	34.61	6.94	34.93

802.11ac VHT20_Nss1,(MCS0)_4TX

5720MHz Straddle 5.47-5.725GHz_TX

12/04/2021

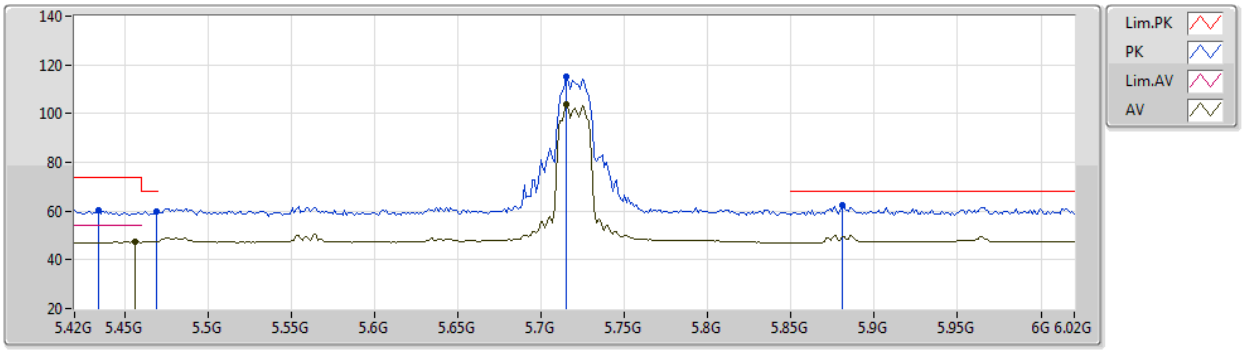

EUT Y_4TX
Setting 77
03-C-B-4-10

Type	Freq	Level	Limit	Margin	Raw	Dist	Condition	Azimuth	Height	Comment	AF	CL	PA
	(Hz)	(dBuV/m)	(dBuV/m)	(dB)	(dBuV)	(m)		(°)	(m)		(dB)	(dB)	(dB)
PK	5.4344G	60.26	74.00	-13.74	54.09	3	Horizontal	106	2.00	-	34.64	6.55	35.02
PK	5.4692G	60.02	68.20	-8.18	53.74	3	Horizontal	106	2.00	-	34.66	6.60	34.98
AV	5.456G	47.27	54.00	-6.73	41.00	3	Horizontal	106	2.00	-	34.69	6.58	35.00
PK	5.7152G	115.43	Inf	-Inf	109.11	3	Horizontal	106	2.00	-	34.40	6.86	34.94
AV	5.7152G	103.67	Inf	-Inf	97.35	3	Horizontal	106	2.00	-	34.40	6.86	34.94
PK	5.8808G	62.18	68.20	-6.02	55.59	3	Horizontal	106	2.00	-	34.58	6.94	34.93

802.11ac VHT20_Nss1,(MCS0)_4TX

5720MHz Straddle 5.47-5.725GHz_TX

12/04/2021

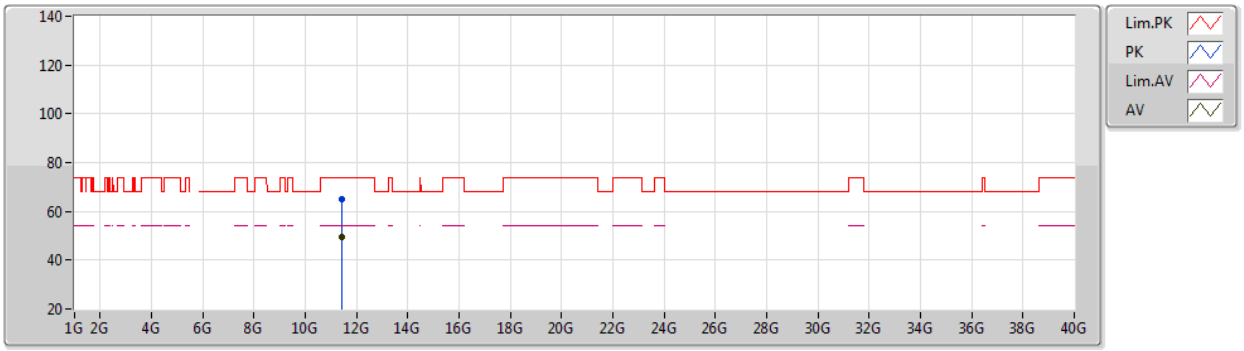

EUT Y_4TX
Setting 77
03-C-B-4

Type	Freq	Level	Limit	Margin	Raw	Dist	Condition	Azimuth	Height	Comment	AF	CL	PA
	(Hz)	(dBuV/m)	(dBuV/m)	(dB)	(dBuV)	(m)		(°)	(m)		(dB)	(dB)	(dB)
PK	11.44108G	64.76	74.00	-9.24	50.42	3	Vertical	110	1.33	-	39.08	9.89	34.63
AV	11.44162G	49.47	54.00	-4.53	35.13	3	Vertical	110	1.33	-	39.08	9.89	34.63

802.11ac VHT20_Nss1,(MCS0)_4TX

5720MHz Straddle 5.47-5.725GHz_TX

12/04/2021

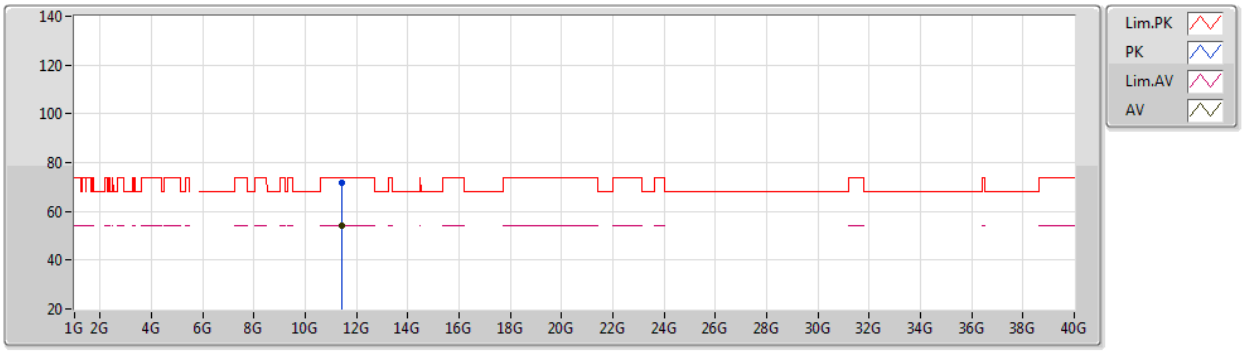

EUT Y_4TX
Setting 77
03-C-B-4

Type	Freq	Level	Limit	Margin	Raw	Dist	Condition	Azimuth	Height	Comment	AF	CL	PA
	(Hz)	(dBuV/m)	(dBuV/m)	(dB)	(dBuV)	(m)		(°)	(m)		(dB)	(dB)	(dB)
PK	11.43766G	71.65	74.00	-2.35	57.31	3	Horizontal	264	1.17	-	39.08	9.89	34.63
AV	11.44216G	53.97	54.00	-0.03	39.63	3	Horizontal	264	1.17	-	39.08	9.89	34.63

802.11ac VHT40_Nss1,(MCS0)_4TX

5270MHz_TX

06/03/2021

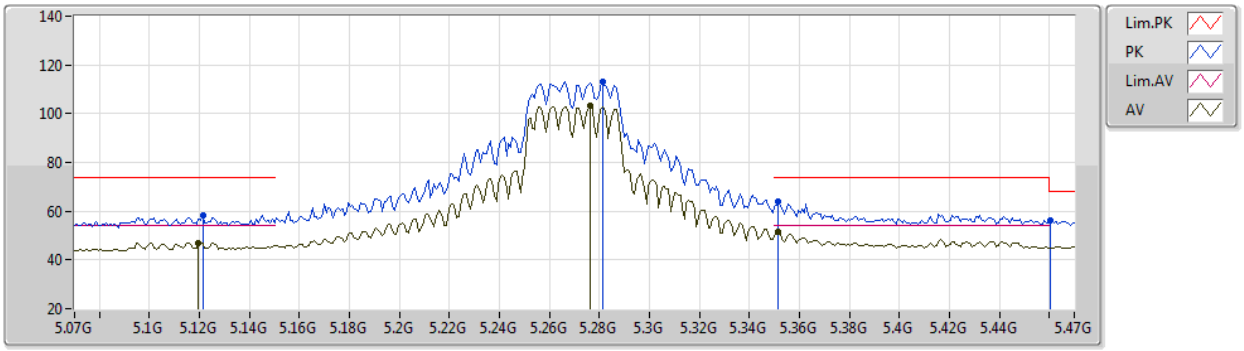

EUT Y_4TX
Setting 102
01-F-G-2-10

Type	Freq	Level	Limit	Margin	Raw	Dist	Condition	Azimuth	Height	Comment	AF	CL	PA
	(Hz)	(dBuV/m)	(dBuV/m)	(dB)	(dBuV)	(m)		(°)	(m)		(dB)	(dB)	(dB)
PK	5.1212G	58.28	74.00	-15.72	54.98	3	Vertical	113	1.34	-	32.60	5.16	34.46
AV	5.1196G	46.86	54.00	-7.14	43.56	3	Vertical	113	1.34	-	32.60	5.16	34.46
PK	5.2812G	113.17	Inf	-Inf	109.41	3	Vertical	113	1.34	-	32.92	5.28	34.44
AV	5.2764G	103.21	Inf	-Inf	99.46	3	Vertical	113	1.34	-	32.91	5.28	34.44
PK	5.3516G	64.19	74.00	-9.81	60.36	3	Vertical	113	1.34	-	32.91	5.35	34.43
AV	5.3516G	51.80	54.00	-2.20	47.97	3	Vertical	113	1.34	-	32.91	5.35	34.43
PK	5.4604G	56.42	68.20	-11.78	52.01	3	Vertical	113	1.34	-	33.42	5.40	34.41

802.11ac VHT40_Nss1,(MCS0)_4TX

5270MHz_TX

06/03/2021

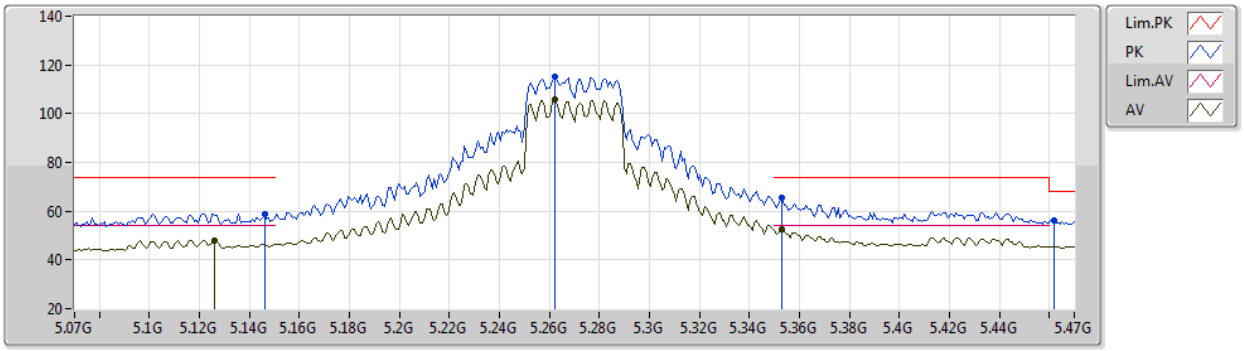

EUT Y_4TX
Setting 102
01-F-G-2-10

Type	Freq	Level	Limit	Margin	Raw	Dist	Condition	Azimuth	Height	Comment	AF	CL	PA
	(Hz)	(dBuV/m)	(dBuV/m)	(dB)	(dBuV)	(m)		(°)	(m)		(dB)	(dB)	(dB)
PK	5.146G	58.93	74.00	-15.07	55.61	3	Horizontal	145	1.58	-	32.60	5.17	34.45
AV	5.126G	48.13	54.00	-5.87	44.82	3	Horizontal	145	1.58	-	32.60	5.16	34.45
PK	5.262G	115.15	Inf	-Inf	111.48	3	Horizontal	145	1.58	-	32.85	5.26	34.44
AV	5.262G	105.92	Inf	-Inf	102.25	3	Horizontal	145	1.58	-	32.85	5.26	34.44
PK	5.3532G	65.70	74.00	-8.30	61.86	3	Horizontal	145	1.58	-	32.92	5.35	34.43
AV	5.3532G	52.39	54.00	-1.61	48.55	3	Horizontal	145	1.58	-	32.92	5.35	34.43
PK	5.462G	56.08	68.20	-12.12	51.67	3	Horizontal	145	1.58	-	33.42	5.40	34.41

802.11ac VHT40_Nss1,(MCS0)_4TX

5270MHz_TX

06/03/2021

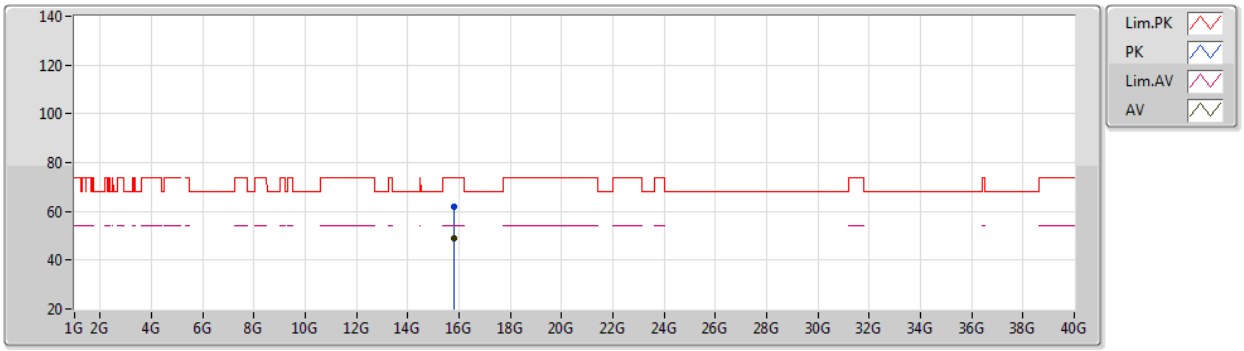

EUT Y_4TX
Setting 102
01-F-G-2

Type	Freq	Level	Limit	Margin	Raw	Dist	Condition	Azimuth	Height	Comment	AF	CL	PA
	(Hz)	(dBuV/m)	(dBuV/m)	(dB)	(dBuV)	(m)		(°)	(m)		(dB)	(dB)	(dB)
PK	15.8034G	62.11	74.00	-11.89	49.07	3	Vertical	151	2.16	-	38.41	9.26	34.63
AV	15.81672G	48.79	54.00	-5.21	35.75	3	Vertical	151	2.16	-	38.43	9.26	34.65

802.11ac VHT40_Nss1,(MCS0)_4TX

5270MHz_TX

06/03/2021

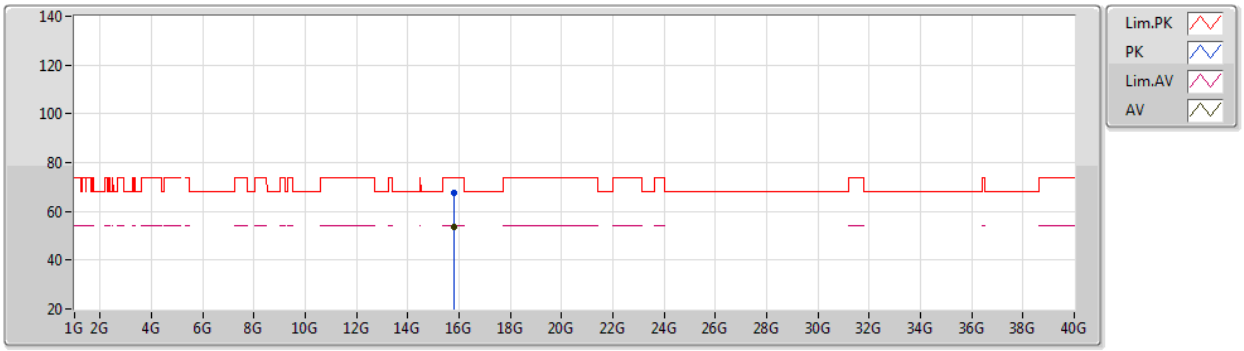

EUT Y_4TX
Setting 102
01-F-G-2

Type	Freq	Level	Limit	Margin	Raw	Dist	Condition	Azimuth	Height	Comment	AF	CL	PA
	(Hz)	(dBuV/m)	(dBuV/m)	(dB)	(dBuV)	(m)		(°)	(m)		(dB)	(dB)	(dB)
PK	15.80478G	67.34	74.00	-6.66	54.30	3	Horizontal	309	1.67	-	38.41	9.26	34.63
AV	15.81996G	53.77	54.00	-0.23	40.72	3	Horizontal	309	1.67	-	38.44	9.26	34.65

802.11ac VHT40_Nss1,(MCS0)_4TX

5310MHz_TX

06/03/2021

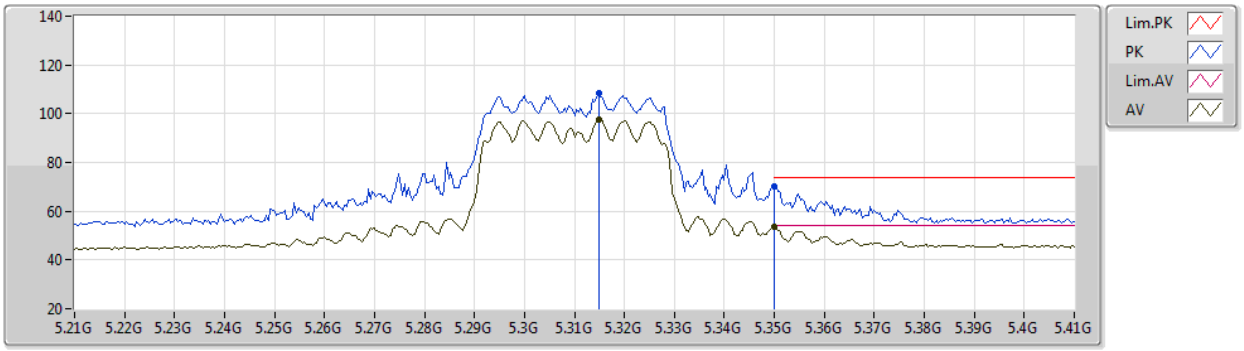

EUT Y_4TX
Setting 81
01-F-G-2-10

Type	Freq	Level	Limit	Margin	Raw	Dist	Condition	Azimuth	Height	Comment	AF	CL	PA
	(Hz)	(dBuV/m)	(dBuV/m)	(dB)	(dBuV)	(m)		(°)	(m)		(dB)	(dB)	(dB)
PK	5.3148G	108.49	Inf	-Inf	104.64	3	Vertical	121	1.80	-	32.97	5.31	34.43
AV	5.3148G	97.33	Inf	-Inf	93.48	3	Vertical	121	1.80	-	32.97	5.31	34.43
PK	5.35G	70.29	74.00	-3.71	66.47	3	Vertical	121	1.80	-	32.90	5.35	34.43
AV	5.35G	53.57	54.00	-0.43	49.75	3	Vertical	121	1.80	-	32.90	5.35	34.43

802.11ac VHT40_Nss1,(MCS0)_4TX

5310MHz_TX

06/03/2021

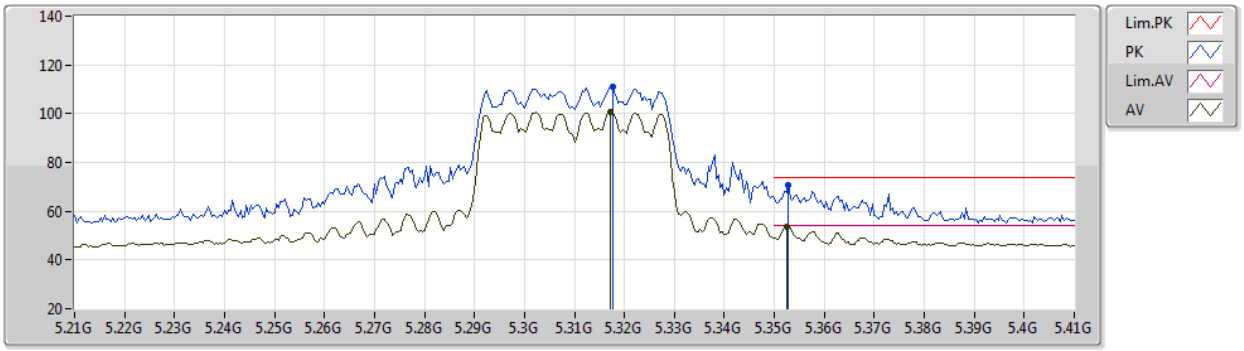

EUT Y_4TX
Setting 81
01-F-G-2-10

Type	Freq	Level	Limit	Margin	Raw	Dist	Condition	Azimuth	Height	Comment	AF	CL	PA
	(Hz)	(dBuV/m)	(dBuV/m)	(dB)	(dBuV)	(m)		(°)	(m)		(dB)	(dB)	(dB)
PK	5.3176G	111.19	Inf	-Inf	107.34	3	Horizontal	140	1.60	-	32.96	5.32	34.43
AV	5.3172G	100.60	Inf	-Inf	96.74	3	Horizontal	140	1.60	-	32.97	5.32	34.43
PK	5.3528G	70.46	74.00	-3.54	66.62	3	Horizontal	140	1.60	-	32.92	5.35	34.43
AV	5.3524G	53.77	54.00	-0.23	49.94	3	Horizontal	140	1.60	-	32.91	5.35	34.43

802.11ac VHT40_Nss1,(MCS0)_4TX

5310MHz_TX

06/03/2021

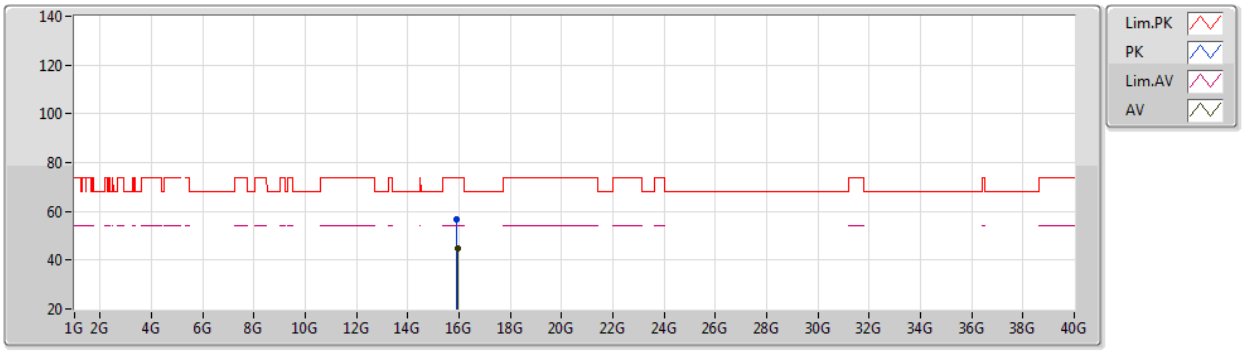

EUT Y_4TX
Setting 81
01-F-G-2

Type	Freq	Level	Limit	Margin	Raw	Dist	Condition	Azimuth	Height	Comment	AF	CL	PA
	(Hz)	(dBuV/m)	(dBuV/m)	(dB)	(dBuV)	(m)		(°)	(m)		(dB)	(dB)	(dB)
PK	15.92502G	56.66	74.00	-17.34	43.50	3	Vertical	275	1.57	-	38.63	9.29	34.76
AV	15.93264G	44.79	54.00	-9.21	31.63	3	Vertical	275	1.57	-	38.63	9.29	34.76

802.11ac VHT40_Nss1,(MCS0)_4TX

5310MHz_TX

06/03/2021

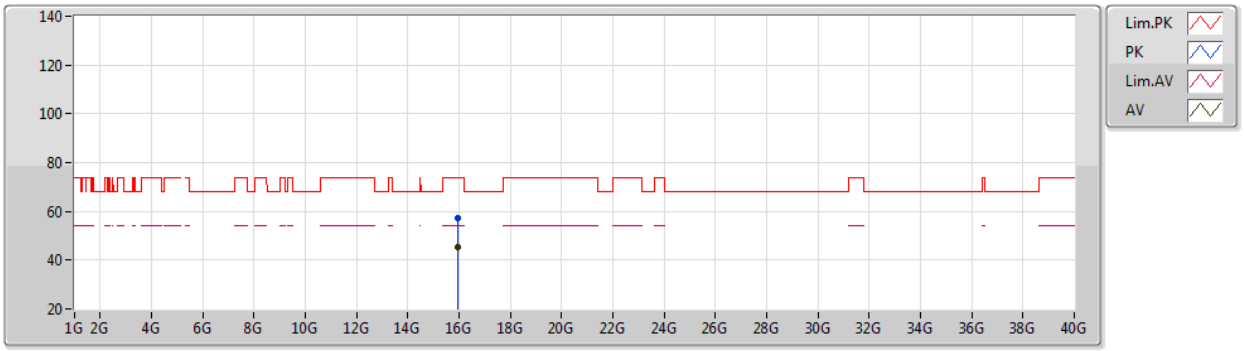

EUT Y_4TX
Setting 81
01-F-G-2

Type	Freq	Level	Limit	Margin	Raw	Dist	Condition	Azimuth	Height	Comment	AF	CL	PA
	(Hz)	(dBuV/m)	(dBuV/m)	(dB)	(dBuV)	(m)		(°)	(m)		(dB)	(dB)	(dB)
PK	15.92638G	57.40	74.00	-16.60	44.24	3	Horizontal	43	2.53	-	38.63	9.29	34.76
AV	15.93348G	45.20	54.00	-8.80	32.04	3	Horizontal	43	2.53	-	38.63	9.29	34.76

802.11ac VHT40_Nss1,(MCS0)_4TX

5510MHz_TX

06/03/2021

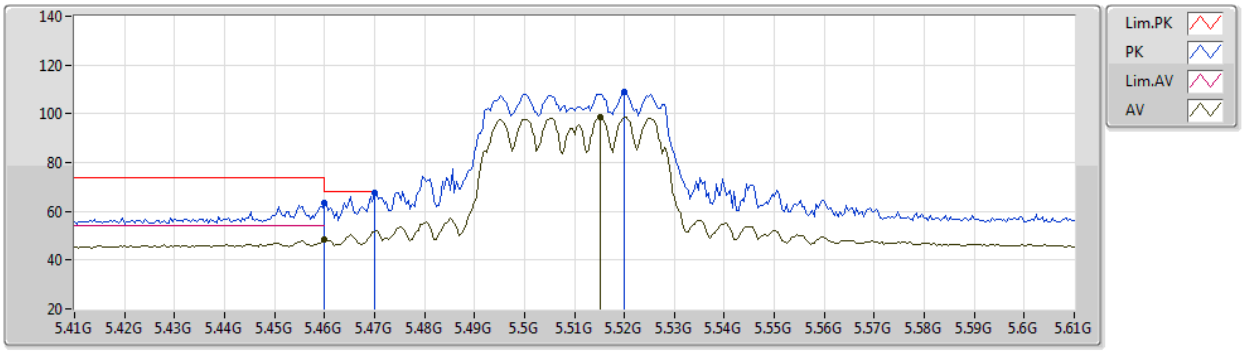

EUT Y_4TX
Setting 75
01-F-G-2-10

Type	Freq	Level	Limit	Margin	Raw	Dist	Condition	Azimuth	Height	Comment	AF	CL	PA
	(Hz)	(dBuV/m)	(dBuV/m)	(dB)	(dBuV)	(m)		(°)	(m)		(dB)	(dB)	(dB)
PK	5.46G	63.22	74.00	-10.78	58.81	3	Vertical	118	1.78	-	33.42	5.40	34.41
AV	5.46G	48.49	54.00	-5.51	44.08	3	Vertical	118	1.78	-	33.42	5.40	34.41
PK	5.47G	67.51	68.20	-0.69	63.08	3	Vertical	118	1.78	-	33.44	5.40	34.41
PK	5.52G	108.80	Inf	-Inf	104.24	3	Vertical	118	1.78	-	33.58	5.40	34.42
AV	5.5152G	98.82	Inf	-Inf	94.28	3	Vertical	118	1.78	-	33.56	5.40	34.42

802.11ac VHT40_Nss1,(MCS0)_4TX

5510MHz_TX

06/03/2021

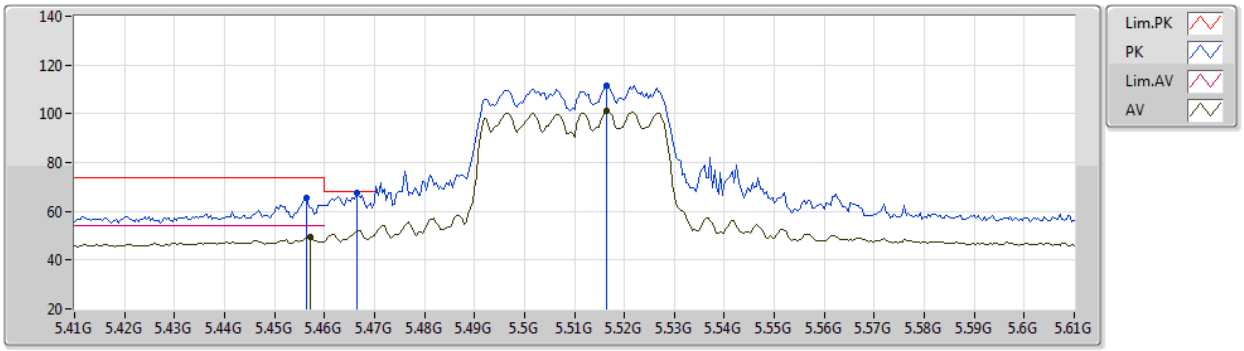

EUT Y_4TX
Setting 75
01-F-G-2-10

Type	Freq	Level	Limit	Margin	Raw	Dist	Condition	Azimuth	Height	Comment	AF	CL	PA
	(Hz)	(dBuV/m)	(dBuV/m)	(dB)	(dBuV)	(m)		(°)	(m)		(dB)	(dB)	(dB)
PK	5.4564G	65.52	74.00	-8.48	61.13	3	Horizontal	99	1.61	-	33.41	5.40	34.42
AV	5.4572G	49.45	54.00	-4.55	45.06	3	Horizontal	99	1.61	-	33.41	5.40	34.42
PK	5.4664G	67.77	68.20	-0.43	63.35	3	Horizontal	99	1.61	-	33.43	5.40	34.41
PK	5.5164G	111.57	Inf	-Inf	107.02	3	Horizontal	99	1.61	-	33.57	5.40	34.42
AV	5.5164G	101.04	Inf	-Inf	96.49	3	Horizontal	99	1.61	-	33.57	5.40	34.42

802.11ac VHT40_Nss1,(MCS0)_4TX

5510MHz_TX

06/03/2021

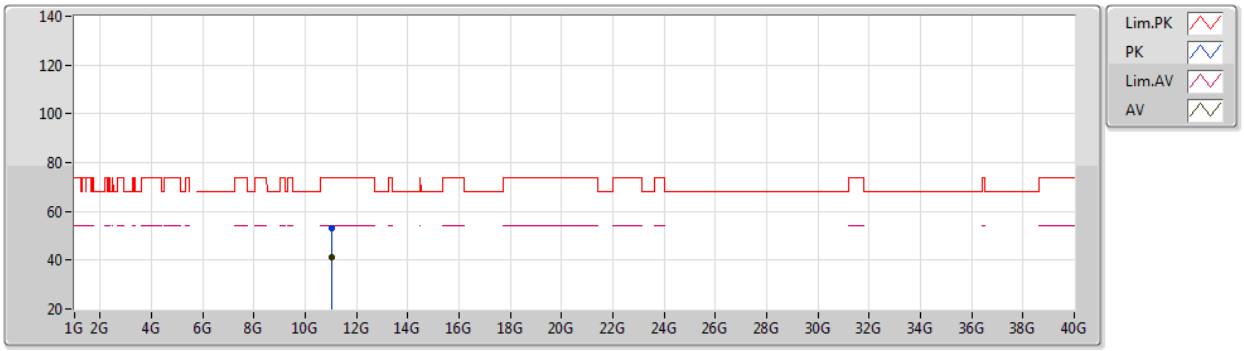

EUT Y_4TX
Setting 75
01-F-G-2

Type	Freq	Level	Limit	Margin	Raw	Dist	Condition	Azimuth	Height	Comment	AF	CL	PA
	(Hz)	(dBuV/m)	(dBuV/m)	(dB)	(dBuV)	(m)		(°)	(m)		(dB)	(dB)	(dB)
PK	11.02086G	52.93	74.00	-21.07	41.44	3	Vertical	234	1.06	-	38.22	7.66	34.39
AV	11.02458G	41.08	54.00	-12.92	29.59	3	Vertical	234	1.06	-	38.22	7.66	34.39

802.11ac VHT40_Nss1,(MCS0)_4TX

5510MHz_TX

06/03/2021

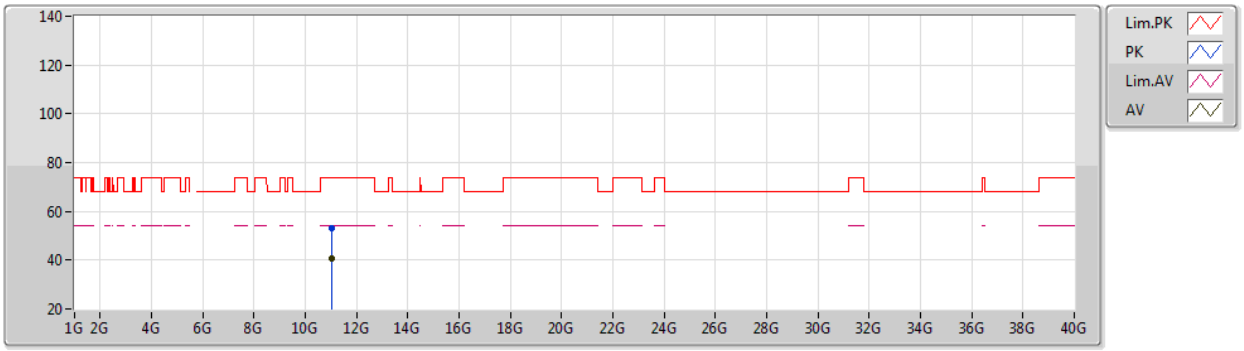

EUT Y_4TX
Setting 75
01-F-G-2

Type	Freq	Level	Limit	Margin	Raw	Dist	Condition	Azimuth	Height	Comment	AF	CL	PA
	(Hz)	(dBuV/m)	(dBuV/m)	(dB)	(dBuV)	(m)		(°)	(m)		(dB)	(dB)	(dB)
PK	11.02034G	53.20	74.00	-20.80	41.71	3	Horizontal	68	2.68	-	38.22	7.66	34.39
AV	11.01942G	40.84	54.00	-13.16	29.35	3	Horizontal	68	2.68	-	38.22	7.66	34.39

802.11ac VHT40_Nss1,(MCS0)_4TX

5550MHz_TX

09/03/2021

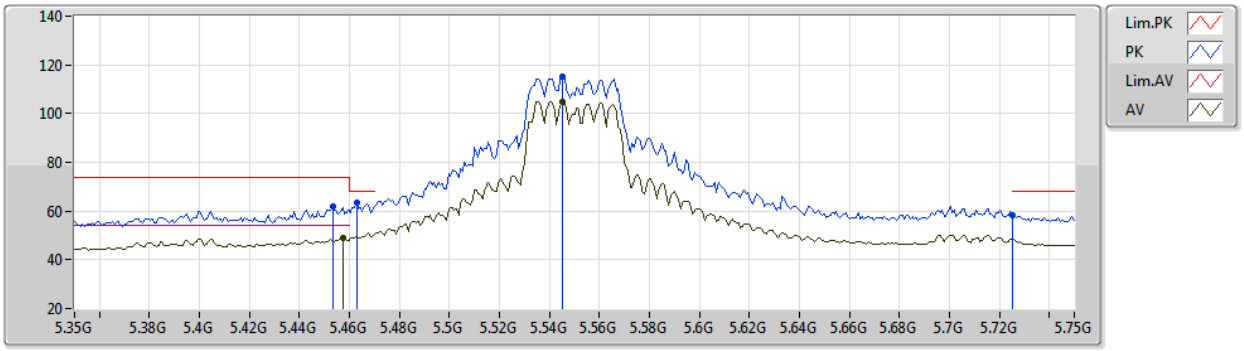

EUT Y_4TX
Setting 97
01-F-C-5-10

Type	Freq	Level	Limit	Margin	Raw	Dist	Condition	Azimuth	Height	Comment	AF	CL	PA
	(Hz)	(dBuV/m)	(dBuV/m)	(dB)	(dBuV)	(m)		(°)	(m)		(dB)	(dB)	(dB)
PK	5.4532G	61.72	74.00	-12.28	57.33	3	Vertical	118	1.87	-	33.41	5.40	34.42
AV	5.4572G	48.75	54.00	-5.25	44.36	3	Vertical	118	1.87	-	33.41	5.40	34.42
PK	5.4628G	63.47	68.20	-4.73	59.05	3	Vertical	118	1.87	-	33.43	5.40	34.41
PK	5.5452G	115.02	Inf	-Inf	110.37	3	Vertical	118	1.87	-	33.68	5.40	34.43
AV	5.5452G	104.67	Inf	-Inf	100.02	3	Vertical	118	1.87	-	33.68	5.40	34.43
PK	5.7252G	58.52	68.20	-9.68	53.55	3	Vertical	118	1.87	-	34.00	5.46	34.49

802.11ac VHT40_Nss1,(MCS0)_4TX

5550MHz_TX

09/03/2021

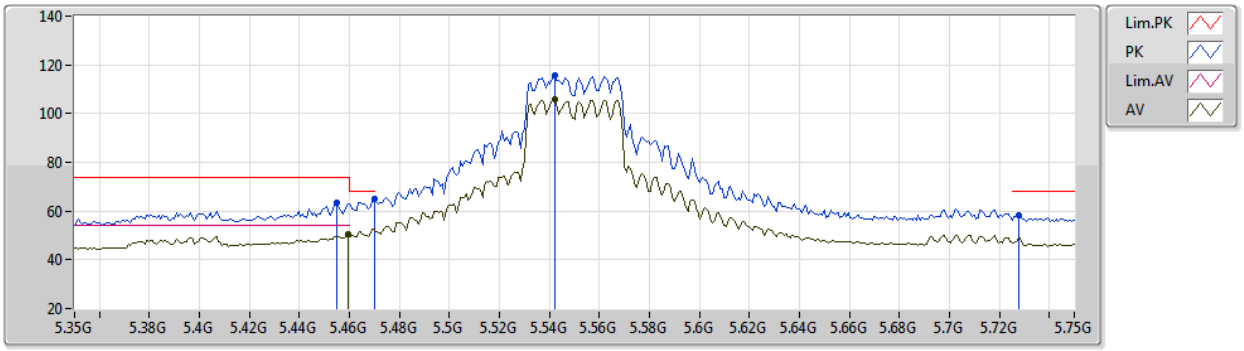

EUT Y_4TX
Setting 97
01-F-C-5-10

Type	Freq	Level	Limit	Margin	Raw	Dist	Condition	Azimuth	Height	Comment	AF	CL	PA
	(Hz)	(dBuV/m)	(dBuV/m)	(dB)	(dBuV)	(m)		(°)	(m)		(dB)	(dB)	(dB)
PK	5.4548G	63.28	74.00	-10.72	58.89	3	Horizontal	98	1.71	-	33.41	5.40	34.42
AV	5.4596G	50.74	54.00	-3.26	46.33	3	Horizontal	98	1.71	-	33.42	5.40	34.41
PK	5.47G	65.02	68.20	-3.18	60.59	3	Horizontal	98	1.71	-	33.44	5.40	34.41
PK	5.542G	115.61	Inf	-Inf	110.96	3	Horizontal	98	1.71	-	33.67	5.40	34.42
AV	5.542G	106.00	Inf	-Inf	101.35	3	Horizontal	98	1.71	-	33.67	5.40	34.42
PK	5.7276G	58.45	68.20	-9.75	53.47	3	Horizontal	98	1.71	-	34.01	5.46	34.49

802.11ac VHT40_Nss1,(MCS0)_4TX

5550MHz_TX

09/03/2021

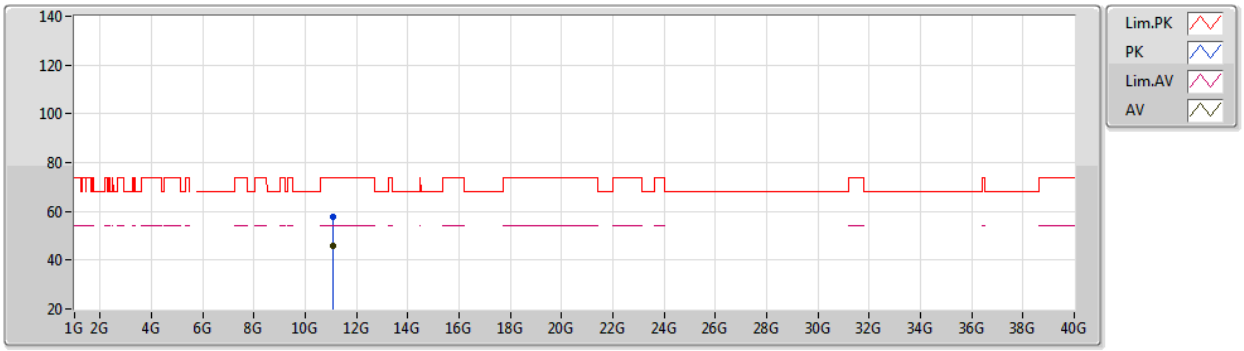

EUT Y_4TX
Setting 97
01-F-C-5

Type	Freq	Level	Limit	Margin	Raw	Dist	Condition	Azimuth	Height	Comment	AF	CL	PA
	(Hz)	(dBuV/m)	(dBuV/m)	(dB)	(dBuV)	(m)		(°)	(m)		(dB)	(dB)	(dB)
PK	11.103G	57.79	74.00	-16.21	46.21	3	Vertical	273	1.79	-	38.30	7.69	34.41
AV	11.1026G	46.11	54.00	-7.89	34.53	3	Vertical	273	1.79	-	38.30	7.69	34.41

802.11ac VHT40_Nss1,(MCS0)_4TX

5550MHz_TX

09/03/2021

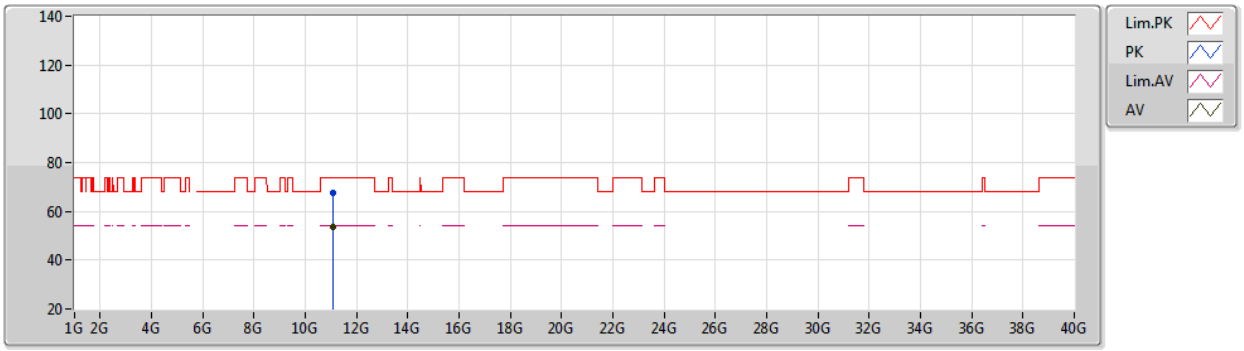

EUT Y_4TX
Setting 97
01-F-C-5

Type	Freq	Level	Limit	Margin	Raw	Dist	Condition	Azimuth	Height	Comment	AF	CL	PA
	(Hz)	(dBuV/m)	(dBuV/m)	(dB)	(dBuV)	(m)		(°)	(m)		(dB)	(dB)	(dB)
PK	11.0974G	67.52	74.00	-6.48	55.95	3	Horizontal	270	1.78	-	38.30	7.68	34.41
AV	11.0976G	53.84	54.00	-0.16	42.27	3	Horizontal	270	1.78	-	38.30	7.68	34.41

802.11ac VHT40_Nss1,(MCS0)_4TX

5670MHz_TX

06/03/2021

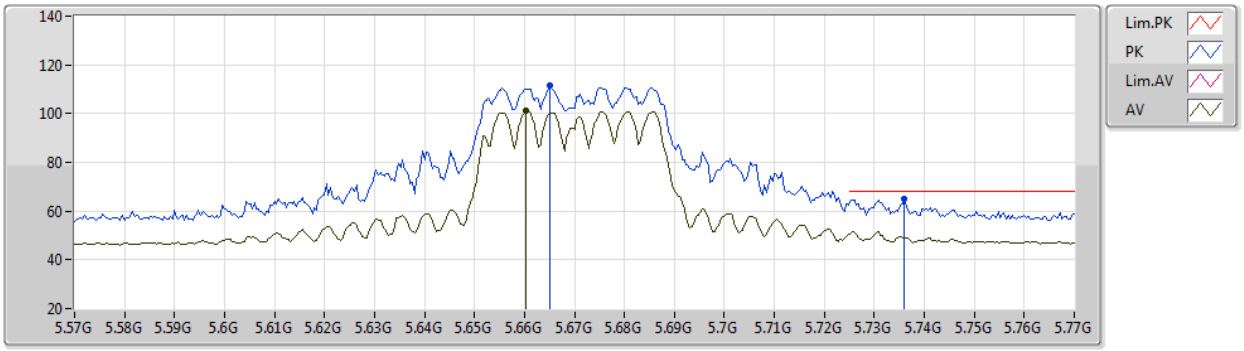

EUT Y_4TX
Setting 81
01-F-G-2-10

Type	Freq	Level	Limit	Margin	Raw	Dist	Condition	Azimuth	Height	Comment	AF	CL	PA
	(Hz)	(dBuV/m)	(dBuV/m)	(dB)	(dBuV)	(m)		(°)	(m)		(dB)	(dB)	(dB)
PK	5.6652G	111.41	Inf	-Inf	106.55	3	Vertical	113	1.80	-	33.90	5.43	34.47
AV	5.6604G	101.15	Inf	-Inf	96.28	3	Vertical	113	1.80	-	33.90	5.43	34.46
PK	5.736G	64.96	68.20	-3.24	59.94	3	Vertical	113	1.80	-	34.04	5.47	34.49

802.11ac VHT40_Nss1,(MCS0)_4TX

5670MHz_TX

06/03/2021

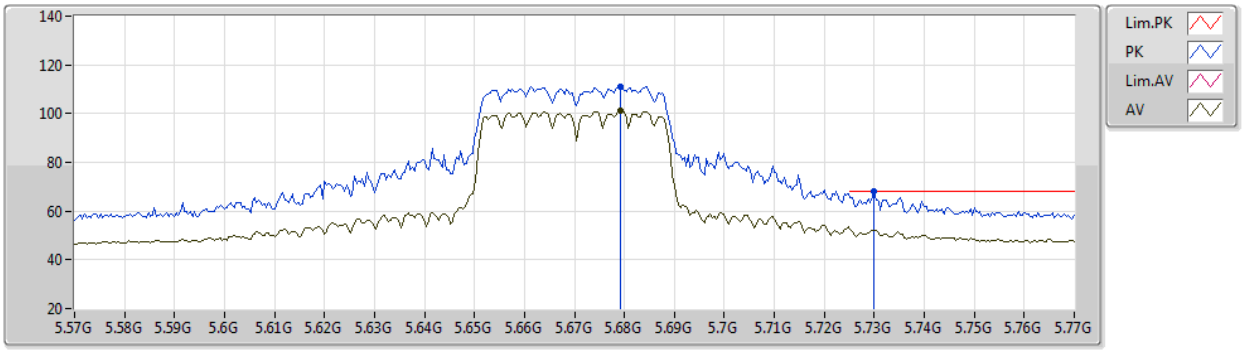

EUT Y_4TX
Setting 81
01-F-G-2-10

Type	Freq	Level	Limit	Margin	Raw	Dist	Condition	Azimuth	Height	Comment	AF	CL	PA
	(Hz)	(dBuV/m)	(dBuV/m)	(dB)	(dBuV)	(m)		(°)	(m)		(dB)	(dB)	(dB)
PK	5.6792G	110.96	Inf	-Inf	106.09	3	Horizontal	90	2.45	-	33.90	5.44	34.47
AV	5.6792G	101.30	Inf	-Inf	96.43	3	Horizontal	90	2.45	-	33.90	5.44	34.47
PK	5.73G	68.02	68.20	-0.18	63.03	3	Horizontal	90	2.45	-	34.02	5.46	34.49

802.11ac VHT40_Nss1,(MCS0)_4TX

5670MHz_TX

06/03/2021

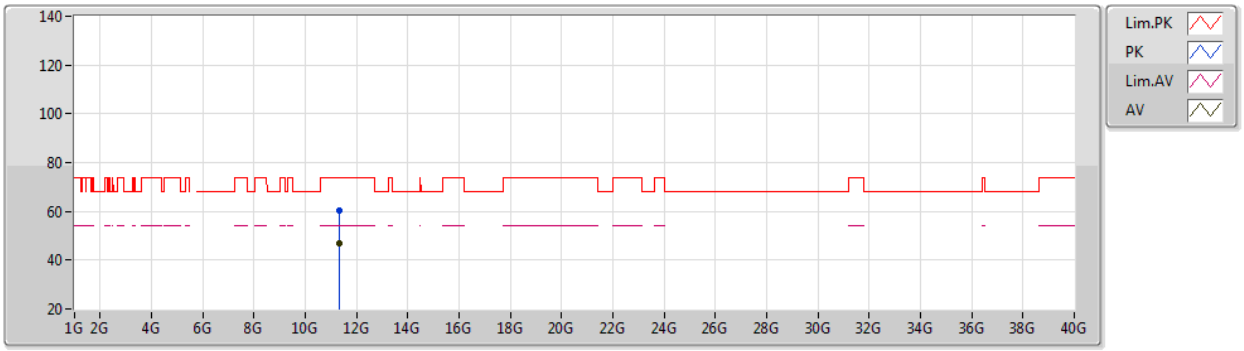

EUT Y_4TX
Setting 81
01-F-G-2

Type	Freq	Level	Limit	Margin	Raw	Dist	Condition	Azimuth	Height	Comment	AF	CL	PA
	(Hz)	(dBuV/m)	(dBuV/m)	(dB)	(dBuV)	(m)		(°)	(m)		(dB)	(dB)	(dB)
PK	11.3418G	60.22	74.00	-13.78	48.55	3	Vertical	56	2.17	-	38.34	7.77	34.44
AV	11.34152G	47.00	54.00	-7.00	35.33	3	Vertical	56	2.17	-	38.34	7.77	34.44

802.11ac VHT40_Nss1,(MCS0)_4TX

5670MHz_TX

06/03/2021

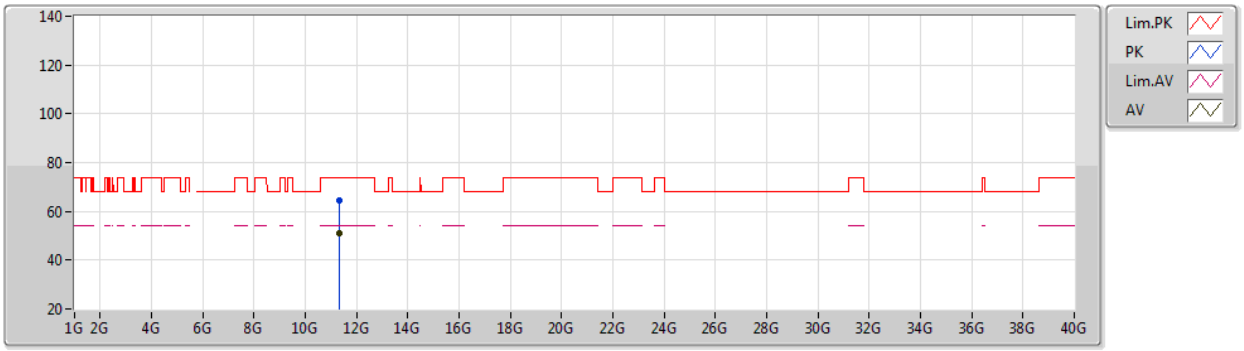

EUT Y_4TX
Setting 81
01-F-G-2

Type	Freq	Level	Limit	Margin	Raw	Dist	Condition	Azimuth	Height	Comment	AF	CL	PA
	(Hz)	(dBuV/m)	(dBuV/m)	(dB)	(dBuV)	(m)		(°)	(m)		(dB)	(dB)	(dB)
PK	11.33736G	64.23	74.00	-9.77	52.56	3	Horizontal	272	1.32	-	38.34	7.77	34.44
AV	11.3376G	51.17	54.00	-2.83	39.50	3	Horizontal	272	1.32	-	38.34	7.77	34.44

802.11ac VHT40_Nss1,(MCS0)_4TX

5710MHz Straddle 5.47-5.725GHz_TX

12/04/2021

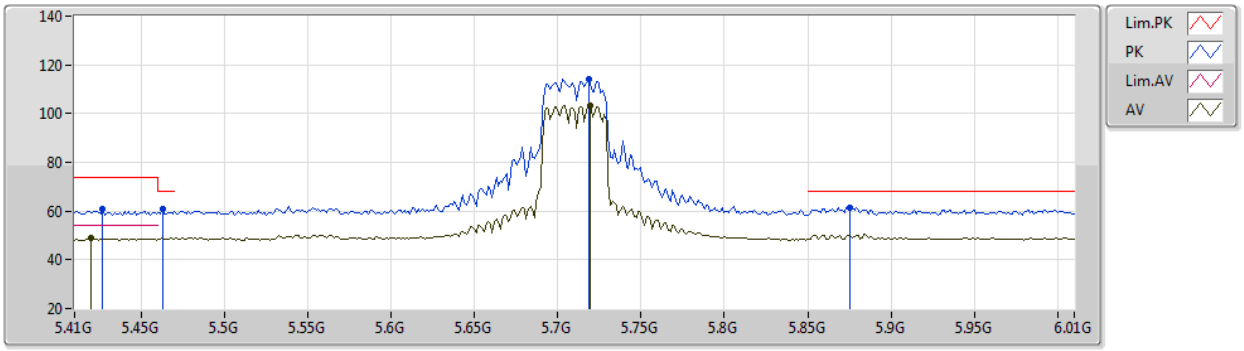

EUT Y_4TX
Setting 82
03-C-B-4-10

Type	Freq	Level	Limit	Margin	Raw	Dist	Condition	Azimuth	Height	Comment	AF	CL	PA
	(Hz)	(dBuV/m)	(dBuV/m)	(dB)	(dBuV)	(m)		(°)	(m)		(dB)	(dB)	(dB)
PK	5.4268G	60.67	74.00	-13.33	54.55	3	Vertical	119	2.01	-	34.61	6.54	35.03
AV	5.4196G	48.81	54.00	-5.19	42.74	3	Vertical	119	2.01	-	34.58	6.53	35.04
PK	5.4628G	60.90	68.20	-7.30	54.63	3	Vertical	119	2.01	-	34.67	6.59	34.99
PK	5.7184G	114.34	Inf	-Inf	108.02	3	Vertical	119	2.01	-	34.40	6.86	34.94
AV	5.7196G	103.28	Inf	-Inf	96.96	3	Vertical	119	2.01	-	34.40	6.86	34.94
PK	5.8756G	61.50	68.20	-6.70	54.94	3	Vertical	119	2.01	-	34.55	6.94	34.93

802.11ac VHT40_Nss1,(MCS0)_4TX

5710MHz Straddle 5.47-5.725GHz_TX

12/04/2021

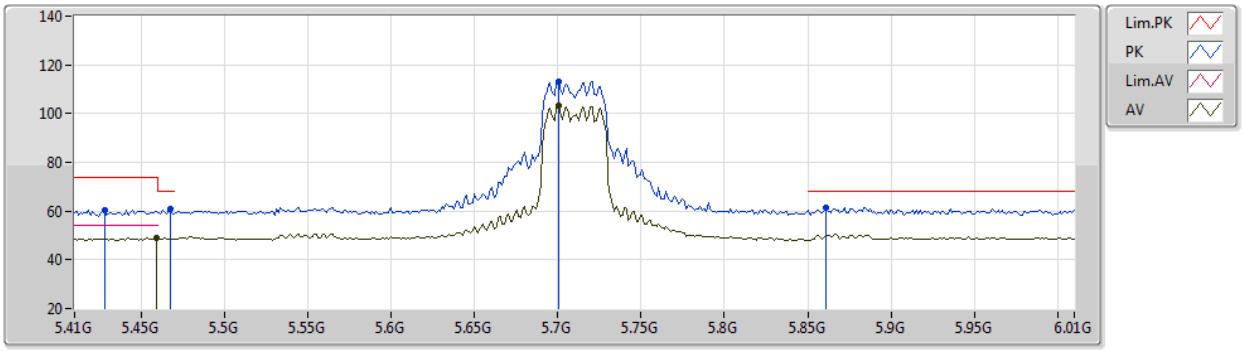

EUT Y_4TX
Setting 82
03-C-B-4-10

Type	Freq	Level	Limit	Margin	Raw	Dist	Condition	Azimuth	Height	Comment	AF	CL	PA
	(Hz)	(dBuV/m)	(dBuV/m)	(dB)	(dBuV)	(m)		(°)	(m)		(dB)	(dB)	(dB)
PK	5.428G	60.40	74.00	-13.60	54.28	3	Horizontal	104	2.02	-	34.61	6.54	35.03
PK	5.4676G	60.73	68.20	-7.47	54.45	3	Horizontal	104	2.02	-	34.66	6.60	34.98
AV	5.4592G	48.85	54.00	-5.15	42.57	3	Horizontal	104	2.02	-	34.68	6.59	34.99
PK	5.7004G	112.95	Inf	-Inf	106.64	3	Horizontal	104	2.02	-	34.40	6.85	34.94
AV	5.7004G	103.03	Inf	-Inf	96.72	3	Horizontal	104	2.02	-	34.40	6.85	34.94
PK	5.8612G	61.47	68.20	-6.73	55.00	3	Horizontal	104	2.02	-	34.47	6.93	34.93

802.11ac VHT40_Nss1,(MCS0)_4TX

5710MHz Straddle 5.47-5.725GHz_TX

12/04/2021

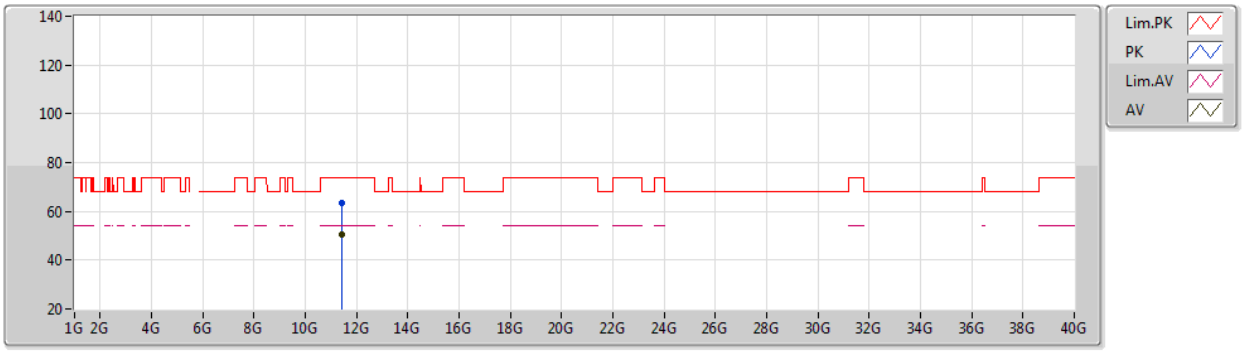

EUT Y_4TX
Setting 82
03-C-B-4

Type	Freq	Level	Limit	Margin	Raw	Dist	Condition	Azimuth	Height	Comment	AF	CL	PA
	(Hz)	(dBuV/m)	(dBuV/m)	(dB)	(dBuV)	(m)		(°)	(m)		(dB)	(dB)	(dB)
PK	11.41656G	63.61	74.00	-10.39	49.32	3	Vertical	109	1.39	-	39.03	9.88	34.62
AV	11.41656G	50.68	54.00	-3.32	36.39	3	Vertical	109	1.39	-	39.03	9.88	34.62

802.11ac VHT40_Nss1,(MCS0)_4TX

5710MHz Straddle 5.47-5.725GHz_TX

12/04/2021

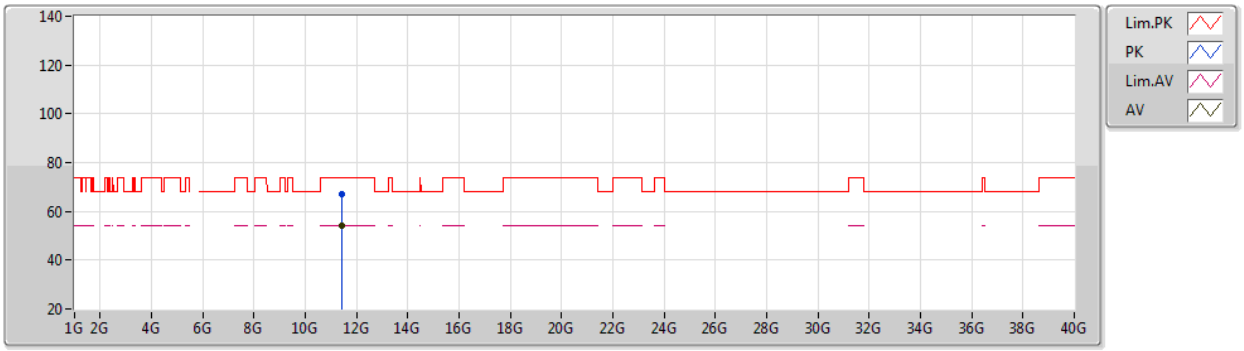

EUT Y_4TX
Setting 82
03-C-B-4

Type	Freq	Level	Limit	Margin	Raw	Dist	Condition	Azimuth	Height	Comment	AF	CL	PA
	(Hz)	(dBuV/m)	(dBuV/m)	(dB)	(dBuV)	(m)		(°)	(m)		(dB)	(dB)	(dB)
PK	11.42264G	67.19	74.00	-6.81	52.88	3	Horizontal	256	1.80	-	39.05	9.88	34.62
AV	11.42232G	53.97	54.00	-0.03	39.67	3	Horizontal	256	1.80	-	39.04	9.88	34.62

802.11ac VHT80_Nss1,(MCS0)_4TX

5290MHz_TX

09/03/2021

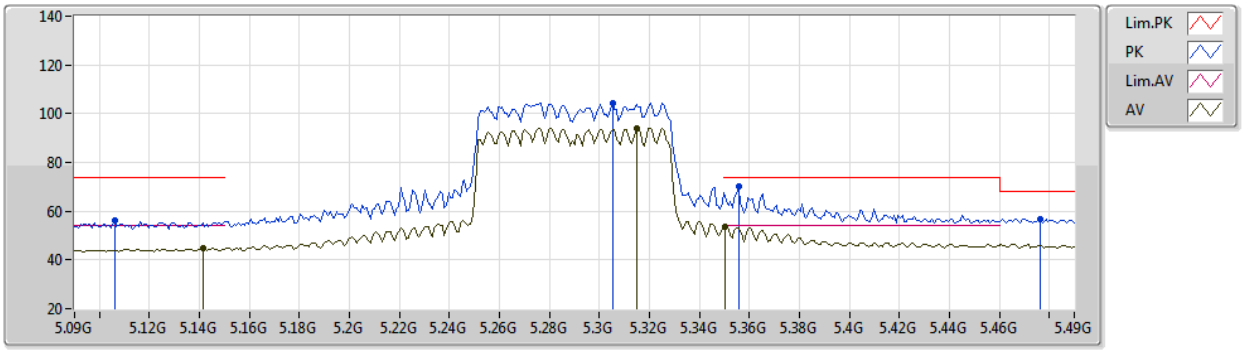

EUT Y_4TX
Setting 78
01-F-C-5-10

Type	Freq	Level	Limit	Margin	Raw	Dist	Condition	Azimuth	Height	Comment	AF	CL	PA
	(Hz)	(dBuV/m)	(dBuV/m)	(dB)	(dBuV)	(m)		(°)	(m)		(dB)	(dB)	(dB)
PK	5.106G	56.04	74.00	-17.96	52.75	3	Vertical	120	1.83	-	32.60	5.15	34.46
AV	5.1412G	44.70	54.00	-9.30	41.38	3	Vertical	120	1.83	-	32.60	5.17	34.45
PK	5.3052G	104.55	Inf	-Inf	100.68	3	Vertical	120	1.83	-	32.99	5.31	34.43
AV	5.3148G	94.07	Inf	-Inf	90.22	3	Vertical	120	1.83	-	32.97	5.31	34.43
PK	5.3556G	69.93	74.00	-4.07	66.07	3	Vertical	120	1.83	-	32.93	5.36	34.43
AV	5.3501G	53.82	54.00	-0.18	50.00	3	Vertical	120	1.83	-	32.90	5.35	34.43
PK	5.4764G	56.77	68.20	-11.43	52.33	3	Vertical	120	1.83	-	33.45	5.40	34.41

802.11ac VHT80_Nss1,(MCS0)_4TX

5290MHz_TX

09/03/2021

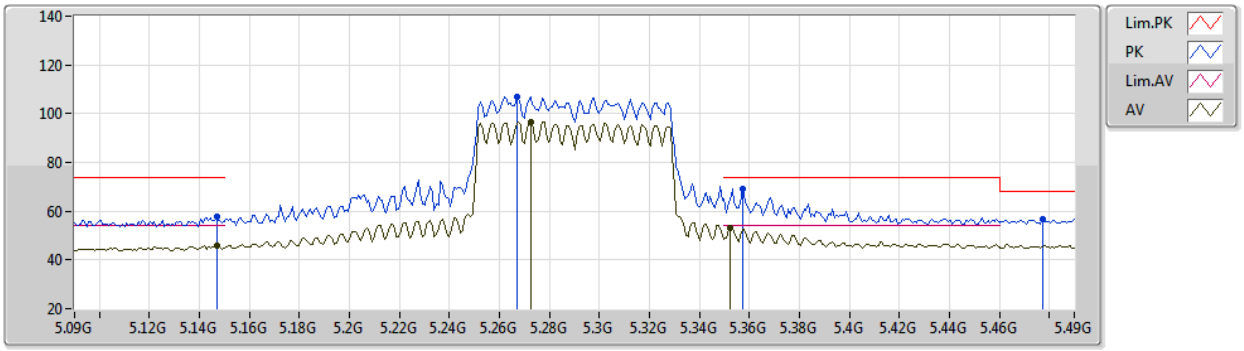

EUT Y_4TX
Setting 78
01-F-C-5-10

Type	Freq	Level	Limit	Margin	Raw	Dist	Condition	Azimuth	Height	Comment	AF	CL	PA
	(Hz)	(dBuV/m)	(dBuV/m)	(dB)	(dBuV)	(m)		(°)	(m)		(dB)	(dB)	(dB)
PK	5.1468G	57.66	74.00	-16.34	54.34	3	Horizontal	145	1.74	-	32.60	5.17	34.45
AV	5.1468G	46.02	54.00	-7.98	42.70	3	Horizontal	145	1.74	-	32.60	5.17	34.45
PK	5.2668G	107.01	Inf	-Inf	103.31	3	Horizontal	145	1.74	-	32.87	5.27	34.44
AV	5.2724G	96.71	Inf	-Inf	92.99	3	Horizontal	145	1.74	-	32.89	5.27	34.44
PK	5.3572G	69.35	74.00	-4.65	65.48	3	Horizontal	145	1.74	-	32.94	5.36	34.43
AV	5.3524G	53.34	54.00	-0.66	49.51	3	Horizontal	145	1.74	-	32.91	5.35	34.43
PK	5.4772G	56.53	68.20	-11.67	52.09	3	Horizontal	145	1.74	-	33.45	5.40	34.41

802.11ac VHT80_Nss1,(MCS0)_4TX

5290MHz_TX

09/03/2021

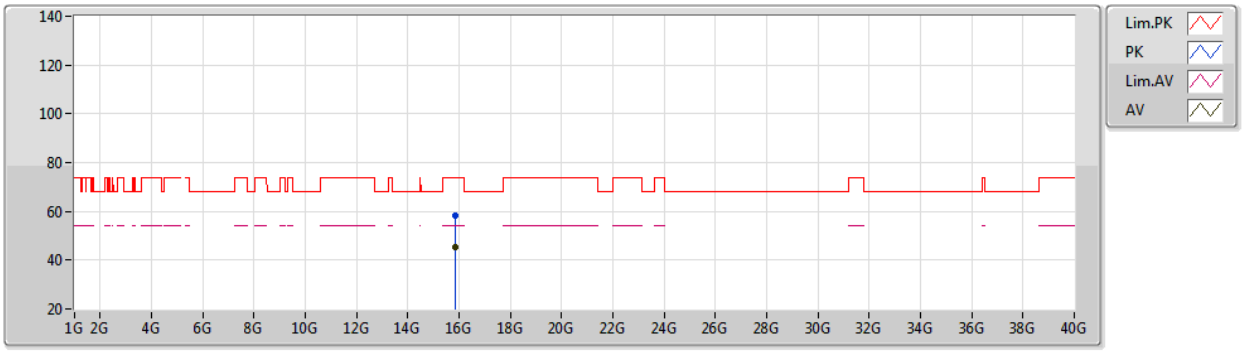

EUT Y_4TX
Setting 78
01-F-C-5

Type	Freq	Level	Limit	Margin	Raw	Dist	Condition	Azimuth	Height	Comment	AF	CL	PA
	(Hz)	(dBuV/m)	(dBuV/m)	(dB)	(dBuV)	(m)		(°)	(m)		(dB)	(dB)	(dB)
PK	15.8513G	58.43	74.00	-15.57	45.34	3	Vertical	271	1.80	-	38.50	9.27	34.68
AV	15.8603G	45.20	54.00	-8.80	32.10	3	Vertical	271	1.80	-	38.52	9.27	34.69

802.11ac VHT80_Nss1,(MCS0)_4TX

5290MHz_TX

09/03/2021

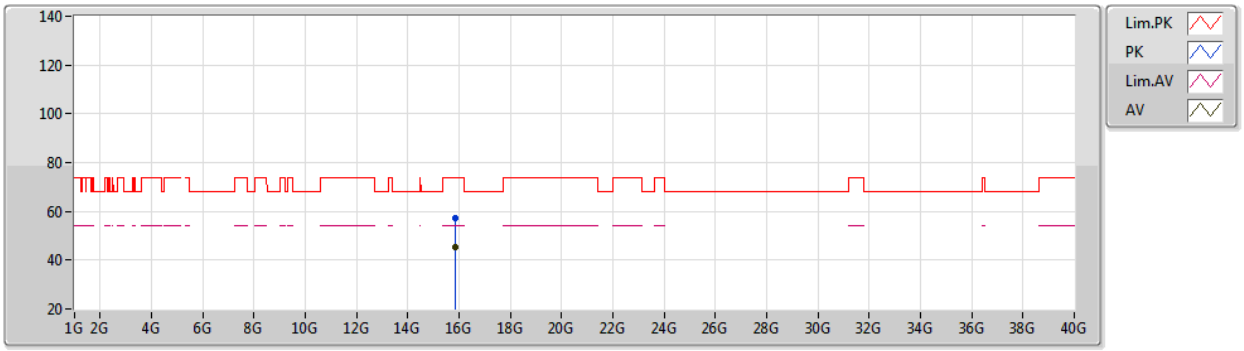

EUT Y_4TX
Setting 78
01-F-C-5

Type	Freq	Level	Limit	Margin	Raw	Dist	Condition	Azimuth	Height	Comment	AF	CL	PA
	(Hz)	(dBuV/m)	(dBuV/m)	(dB)	(dBuV)	(m)		(°)	(m)		(dB)	(dB)	(dB)
PK	15.8502G	57.29	74.00	-16.71	44.20	3	Horizontal	329	1.79	-	38.50	9.27	34.68
AV	15.85G	45.17	54.00	-8.83	32.08	3	Horizontal	329	1.79	-	38.50	9.27	34.68

802.11ac VHT80_Nss1,(MCS0)_4TX

5530MHz_TX

09/03/2021

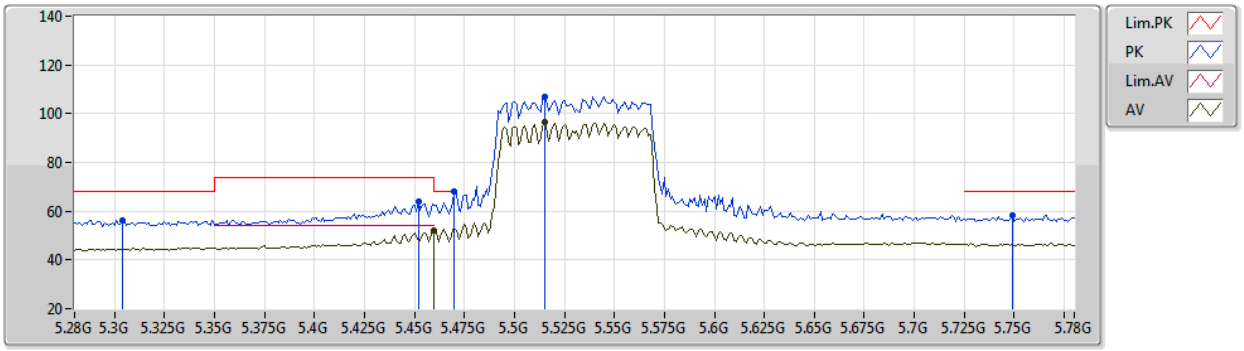

EUT Y_4TX
Setting 74
01-F-C-5-10

Type	Freq	Level	Limit	Margin	Raw	Dist	Condition	Azimuth	Height	Comment	AF	CL	PA
	(Hz)	(dBuV/m)	(dBuV/m)	(dB)	(dBuV)	(m)		(°)	(m)		(dB)	(dB)	(dB)
PK	5.304G	56.32	68.20	-11.88	52.46	3	Vertical	121	1.76	-	32.99	5.30	34.43
PK	5.452G	64.03	74.00	-9.97	59.65	3	Vertical	121	1.76	-	33.40	5.40	34.42
AV	5.46G	52.10	54.00	-1.90	47.69	3	Vertical	121	1.76	-	33.42	5.40	34.41
PK	5.47G	68.05	68.20	-0.15	63.62	3	Vertical	121	1.76	-	33.44	5.40	34.41
PK	5.515G	106.85	Inf	-Inf	102.31	3	Vertical	121	1.76	-	33.56	5.40	34.42
AV	5.515G	96.46	Inf	-Inf	91.92	3	Vertical	121	1.76	-	33.56	5.40	34.42
PK	5.749G	58.14	68.20	-10.06	53.06	3	Vertical	121	1.76	-	34.10	5.47	34.49

802.11ac VHT80_Nss1,(MCS0)_4TX

5530MHz_TX

09/03/2021

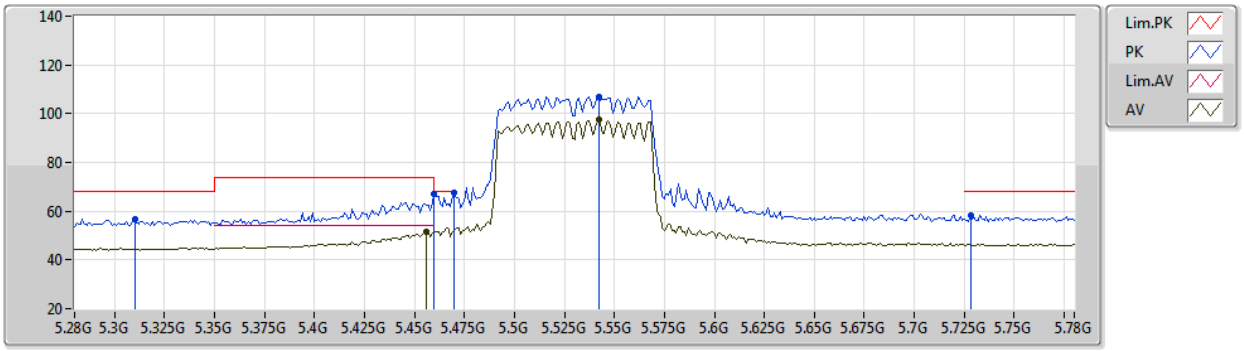

EUT Y_4TX
Setting 74
01-F-C-5-10

Type	Freq	Level	Limit	Margin	Raw	Dist	Condition	Azimuth	Height	Comment	AF	CL	PA
	(Hz)	(dBuV/m)	(dBuV/m)	(dB)	(dBuV)	(m)		(°)	(m)		(dB)	(dB)	(dB)
PK	5.31G	56.50	68.20	-11.70	52.64	3	Horizontal	99	1.70	-	32.98	5.31	34.43
PK	5.46G	67.32	74.00	-6.68	62.91	3	Horizontal	99	1.70	-	33.42	5.40	34.41
AV	5.456G	51.57	54.00	-2.43	47.18	3	Horizontal	99	1.70	-	33.41	5.40	34.42
PK	5.47G	67.46	68.20	-0.74	63.03	3	Horizontal	99	1.70	-	33.44	5.40	34.41
PK	5.542G	107.12	Inf	-Inf	102.47	3	Horizontal	99	1.70	-	33.67	5.40	34.42
AV	5.542G	97.61	Inf	-Inf	92.96	3	Horizontal	99	1.70	-	33.67	5.40	34.42
PK	5.728G	58.44	68.20	-9.76	53.46	3	Horizontal	99	1.70	-	34.01	5.46	34.49

802.11ac VHT80_Nss1,(MCS0)_4TX

5530MHz_TX

09/03/2021

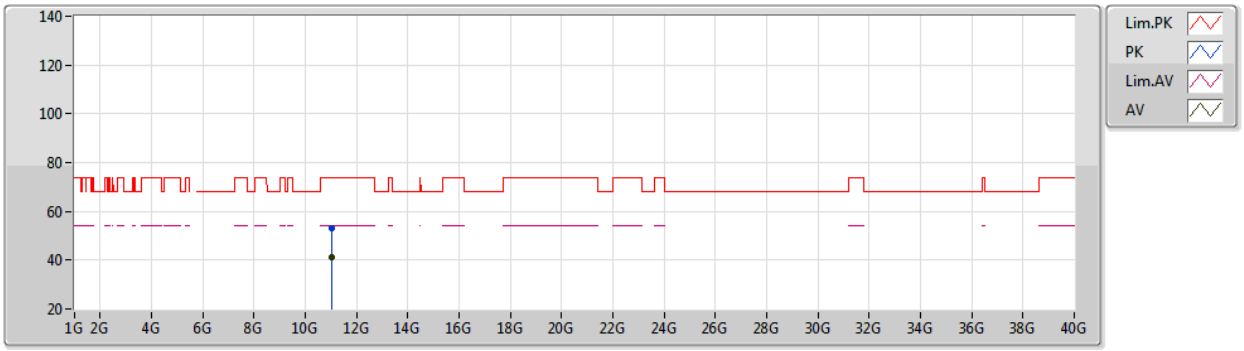

EUT Y_4TX
Setting 74
01-F-C-5

Type	Freq	Level	Limit	Margin	Raw	Dist	Condition	Azimuth	Height	Comment	AF	CL	PA
	(Hz)	(dBuV/m)	(dBuV/m)	(dB)	(dBuV)	(m)		(°)	(m)		(dB)	(dB)	(dB)
PK	11.0379G	53.36	74.00	-20.64	41.86	3	Vertical	244	1.80	-	38.24	7.66	34.40
AV	11.0422G	41.20	54.00	-12.80	29.70	3	Vertical	244	1.80	-	38.24	7.66	34.40

802.11ac VHT80_Nss1,(MCS0)_4TX

5530MHz_TX

09/03/2021

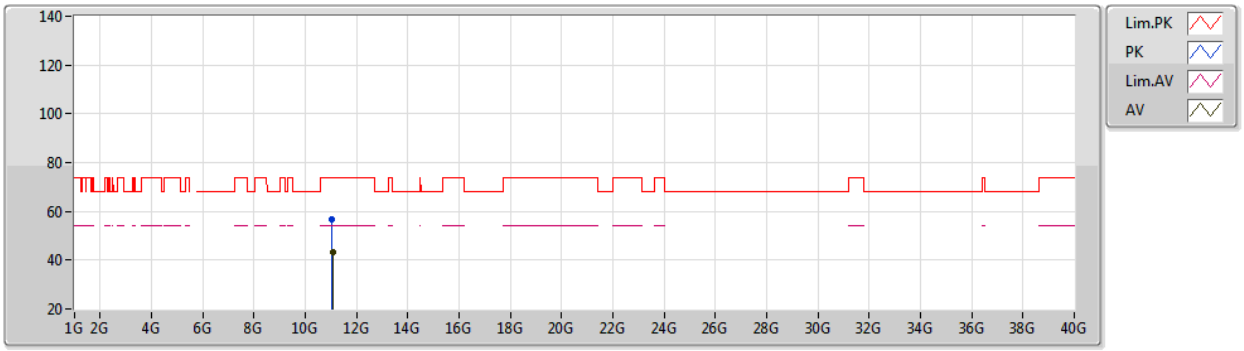

EUT Y_4TX
Setting 74
01-F-C-5

Type	Freq	Level	Limit	Margin	Raw	Dist	Condition	Azimuth	Height	Comment	AF	CL	PA
	(Hz)	(dBuV/m)	(dBuV/m)	(dB)	(dBuV)	(m)		(°)	(m)		(dB)	(dB)	(dB)
PK	11.0528G	56.54	74.00	-17.46	45.02	3	Horizontal	273	1.80	-	38.25	7.67	34.40
AV	11.0628G	43.06	54.00	-10.94	31.53	3	Horizontal	273	1.80	-	38.26	7.67	34.40

802.11ac VHT80_Nss1,(MCS0)_4TX

5610MHz_TX

09/03/2021

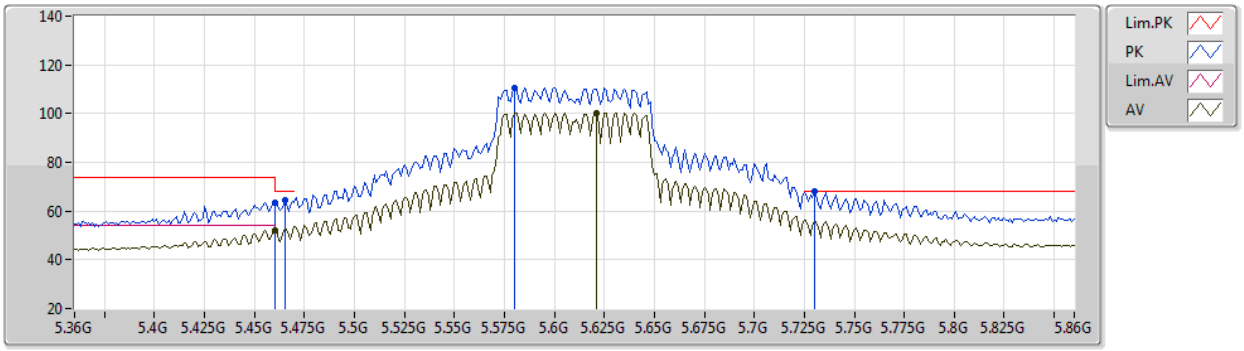

EUT Y_4TX
Setting 95
01-F-K-3-10

Type	Freq	Level	Limit	Margin	Raw	Dist	Condition	Azimuth	Height	Comment	AF	CL	PA
	(Hz)	(dBuV/m)	(dBuV/m)	(dB)	(dBuV)	(m)		(°)	(m)		(dB)	(dB)	(dB)
PK	5.46G	63.40	74.00	-10.60	58.99	3	Vertical	115	1.63	-	33.42	5.40	34.41
AV	5.46G	52.25	54.00	-1.75	47.84	3	Vertical	115	1.63	-	33.42	5.40	34.41
PK	5.465G	64.25	68.20	-3.95	59.83	3	Vertical	115	1.63	-	33.43	5.40	34.41
PK	5.58G	110.71	Inf	-Inf	105.99	3	Vertical	115	1.63	-	33.76	5.40	34.44
AV	5.621G	100.25	Inf	-Inf	95.45	3	Vertical	115	1.63	-	33.84	5.41	34.45
PK	5.73G	67.85	68.20	-0.35	62.86	3	Vertical	115	1.63	-	34.02	5.46	34.49

802.11ac VHT80_Nss1,(MCS0)_4TX

5610MHz_TX

09/03/2021

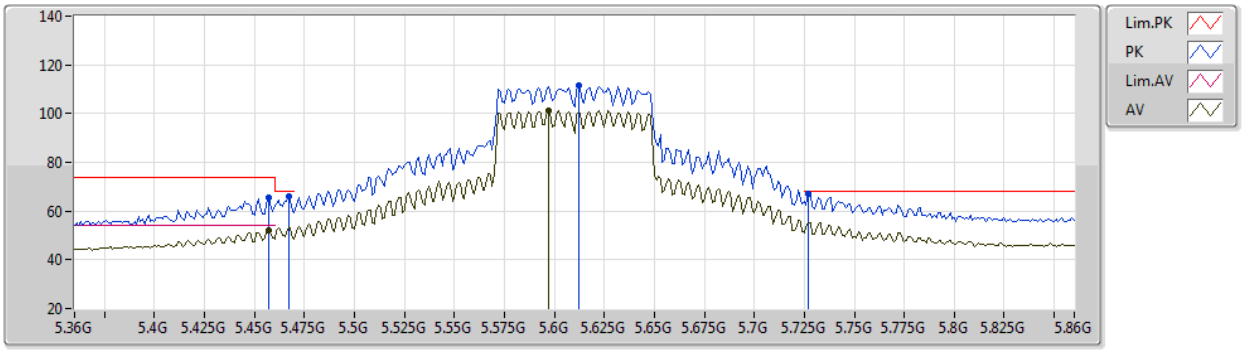

EUT Y_4TX
Setting 95
01-F-K-3-10

Type	Freq	Level	Limit	Margin	Raw	Dist	Condition	Azimuth	Height	Comment	AF	CL	PA
	(Hz)	(dBuV/m)	(dBuV/m)	(dB)	(dBuV)	(m)		(°)	(m)		(dB)	(dB)	(dB)
PK	5.457G	65.59	74.00	-8.41	61.20	3	Horizontal	98	1.69	-	33.41	5.40	34.42
AV	5.457G	51.99	54.00	-2.01	47.60	3	Horizontal	98	1.69	-	33.41	5.40	34.42
PK	5.467G	66.13	68.20	-2.07	61.71	3	Horizontal	98	1.69	-	33.43	5.40	34.41
PK	5.612G	111.38	Inf	-Inf	106.60	3	Horizontal	98	1.69	-	33.82	5.41	34.45
AV	5.597G	101.29	Inf	-Inf	96.54	3	Horizontal	98	1.69	-	33.79	5.40	34.44
PK	5.727G	66.98	68.20	-1.22	62.00	3	Horizontal	98	1.69	-	34.01	5.46	34.49

802.11ac VHT80_Nss1,(MCS0)_4TX

5610MHz_TX

09/03/2021

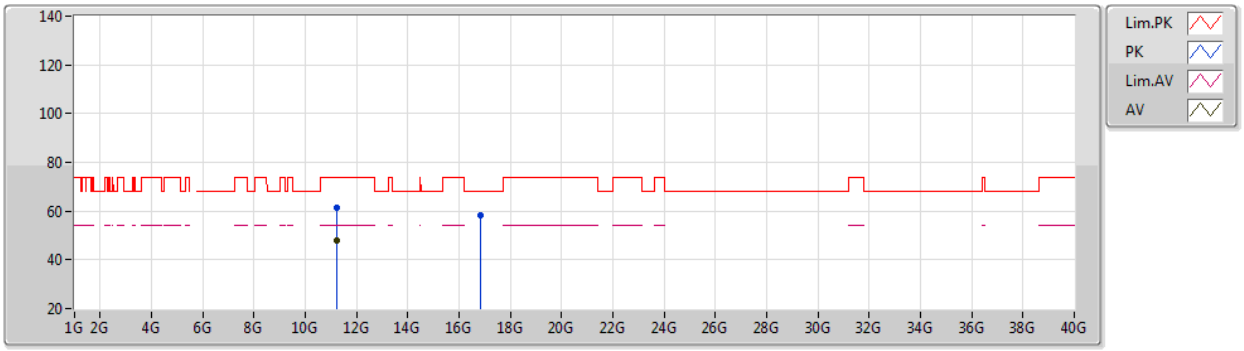

EUT Y_4TX
Setting 95
01-F-K-3

Type	Freq	Level	Limit	Margin	Raw	Dist	Condition	Azimuth	Height	Comment	AF	CL	PA
	(Hz)	(dBuV/m)	(dBuV/m)	(dB)	(dBuV)	(m)		(°)	(m)		(dB)	(dB)	(dB)
PK	11.2368G	61.26	74.00	-12.74	49.72	3	Vertical	112	1.37	-	38.24	7.73	34.43
AV	11.2266G	48.14	54.00	-5.86	36.61	3	Vertical	112	1.37	-	38.23	7.73	34.43
PK	16.8182G	58.25	68.20	-9.95	41.70	3	Vertical	324	1.57	-	40.69	9.59	33.73

802.11ac VHT80_Nss1,(MCS0)_4TX

5610MHz_TX

09/03/2021

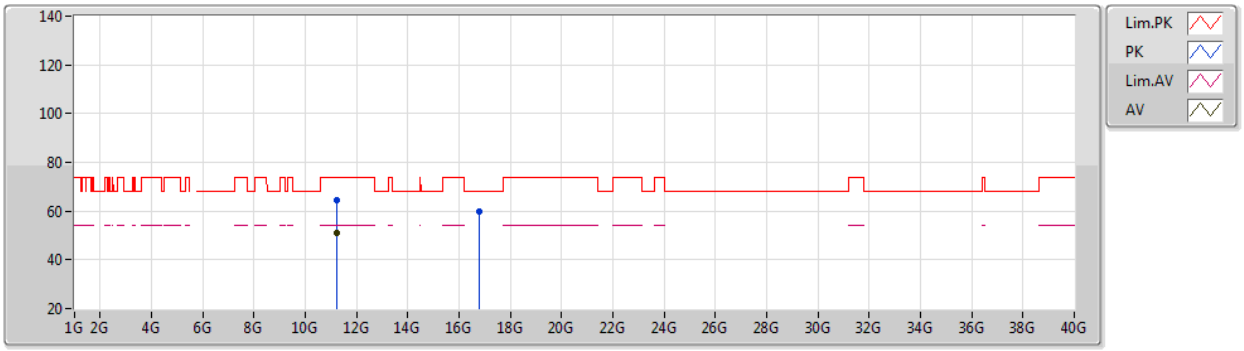

EUT Y_4TX
Setting 95
01-F-K-3

Type	Freq	Level	Limit	Margin	Raw	Dist	Condition	Azimuth	Height	Comment	AF	CL	PA
	(Hz)	(dBuV/m)	(dBuV/m)	(dB)	(dBuV)	(m)		(°)	(m)		(dB)	(dB)	(dB)
PK	11.2124G	64.26	74.00	-9.74	52.75	3	Horizontal	274	1.80	-	38.21	7.72	34.42
AV	11.2225G	51.22	54.00	-2.78	39.70	3	Horizontal	274	1.80	-	38.22	7.73	34.43
PK	16.8099G	60.01	68.20	-8.19	43.53	3	Horizontal	319	2.44	-	40.65	9.58	33.75

802.11ac VHT80_Nss1,(MCS0)_4TX

5690MHz Straddle 5.47-5.725GHz_TX

12/04/2021

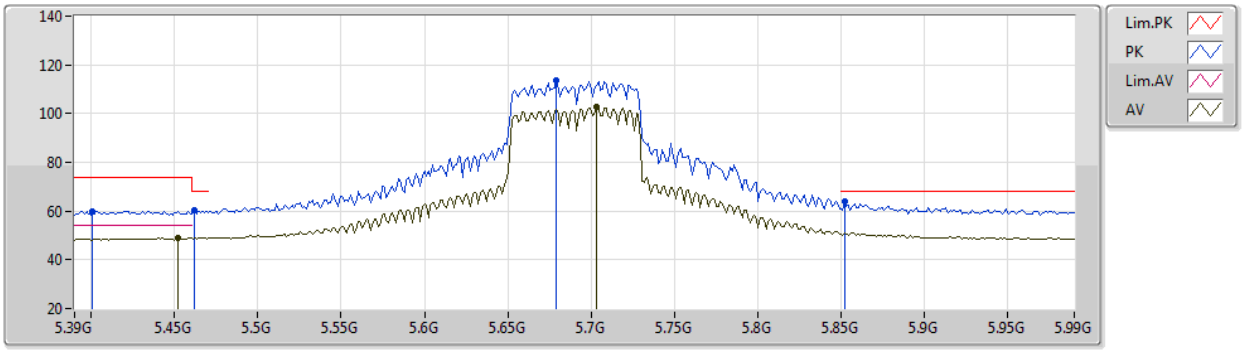

EUT Y_4TX
Setting 91
03-C-B-4-10

Type	Freq	Level	Limit	Margin	Raw	Dist	Condition	Azimuth	Height	Comment	AF	CL	PA
	(Hz)	(dBuV/m)	(dBuV/m)	(dB)	(dBuV)	(m)		(°)	(m)		(dB)	(dB)	(dB)
PK	5.4008G	60.03	74.00	-13.97	54.09	3	Vertical	120	2.02	-	34.50	6.50	35.06
PK	5.462G	60.25	68.20	-7.95	53.97	3	Vertical	120	2.02	-	34.68	6.59	34.99
AV	5.4524G	49.03	54.00	-4.97	42.75	3	Vertical	120	2.02	-	34.70	6.58	35.00
PK	5.6792G	113.45	Inf	-Inf	107.15	3	Vertical	120	2.02	-	34.40	6.84	34.94
AV	5.7032G	102.57	Inf	-Inf	96.26	3	Vertical	120	2.02	-	34.40	6.85	34.94
PK	5.852G	64.05	68.20	-4.15	57.64	3	Vertical	120	2.02	-	34.41	6.93	34.93

802.11ac VHT80_Nss1,(MCS0)_4TX

5690MHz Straddle 5.47-5.725GHz_TX

12/04/2021

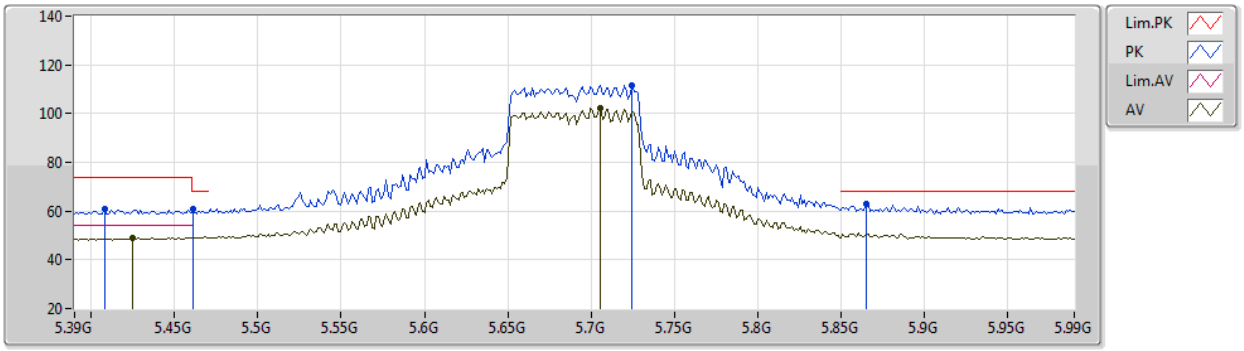

EUT Y_4TX
Setting 91
03-C-B-4-10

Type	Freq	Level	Limit	Margin	Raw	Dist	Condition	Azimuth	Height	Comment	AF	CL	PA
	(Hz)	(dBuV/m)	(dBuV/m)	(dB)	(dBuV)	(m)		(°)	(m)		(dB)	(dB)	(dB)
PK	5.408G	60.73	74.00	-13.27	54.74	3	Horizontal	104	1.80	-	34.53	6.51	35.05
AV	5.4248G	49.08	54.00	-4.92	42.97	3	Horizontal	104	1.80	-	34.60	6.54	35.03
PK	5.4608G	60.80	68.20	-7.40	54.52	3	Horizontal	104	1.80	-	34.68	6.59	34.99
PK	5.7248G	111.53	Inf	-Inf	105.21	3	Horizontal	104	1.80	-	34.40	6.86	34.94
AV	5.7056G	102.13	Inf	-Inf	95.82	3	Horizontal	104	1.80	-	34.40	6.85	34.94
PK	5.8652G	62.98	68.20	-5.22	56.49	3	Horizontal	104	1.80	-	34.49	6.93	34.93

802.11ac VHT80_Nss1,(MCS0)_4TX

5690MHz Straddle 5.47-5.725GHz_TX

12/04/2021

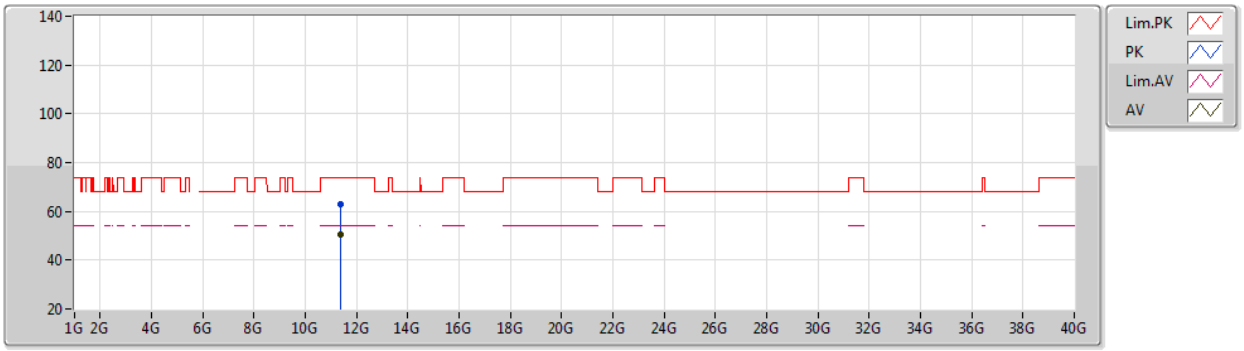

EUT Y_4TX
Setting 91
03-C-B-4

Type	Freq	Level	Limit	Margin	Raw	Dist	Condition	Azimuth	Height	Comment	AF	CL	PA
	(Hz)	(dBuV/m)	(dBuV/m)	(dB)	(dBuV)	(m)		(°)	(m)		(dB)	(dB)	(dB)
PK	11.3764G	63.15	74.00	-10.85	48.93	3	Vertical	110	1.41	-	38.95	9.88	34.61
AV	11.3689G	50.29	54.00	-3.71	36.09	3	Vertical	110	1.41	-	38.94	9.87	34.61

802.11ac VHT80_Nss1,(MCS0)_4TX

5690MHz Straddle 5.47-5.725GHz_TX

12/04/2021

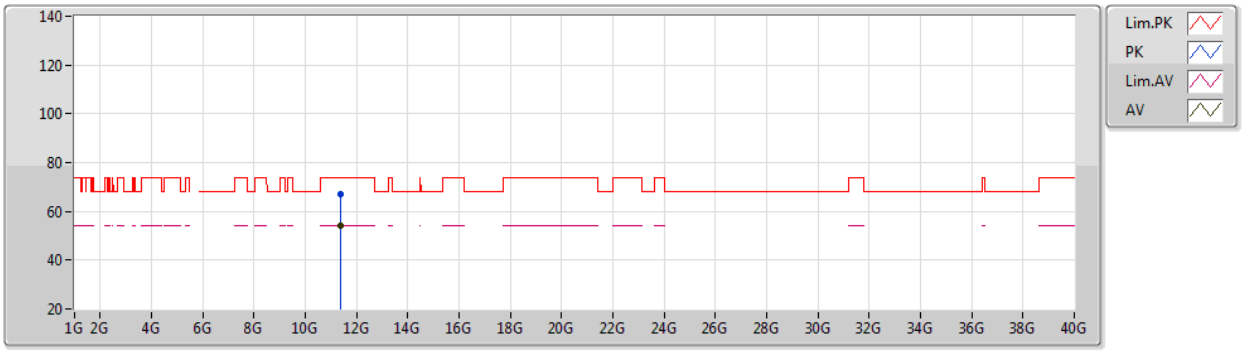

EUT Y_4TX
Setting 91
03-C-B-4

Type	Freq	Level	Limit	Margin	Raw	Dist	Condition	Azimuth	Height	Comment	AF	CL	PA
	(Hz)	(dBuV/m)	(dBuV/m)	(dB)	(dBuV)	(m)		(°)	(m)		(dB)	(dB)	(dB)
PK	11.3721G	67.12	74.00	-6.88	52.92	3	Horizontal	273	2.05	-	38.94	9.87	34.61
AV	11.3723G	53.88	54.00	-0.12	39.68	3	Horizontal	273	2.05	-	38.94	9.87	34.61