Site: WZ-AC1	Test Date: 2022-06-19
Limit: FCC_5G_RE(3m)	Engineer: Charles Zhang
Probe: BBHA9120D_1167_1-18GHz	Polarity: Horizontal
EUT: Residential Cable Gateway	Power: AC 120V/60Hz
Test Mode: Transmit by 802.11ax-HE20 at 5700MHz	

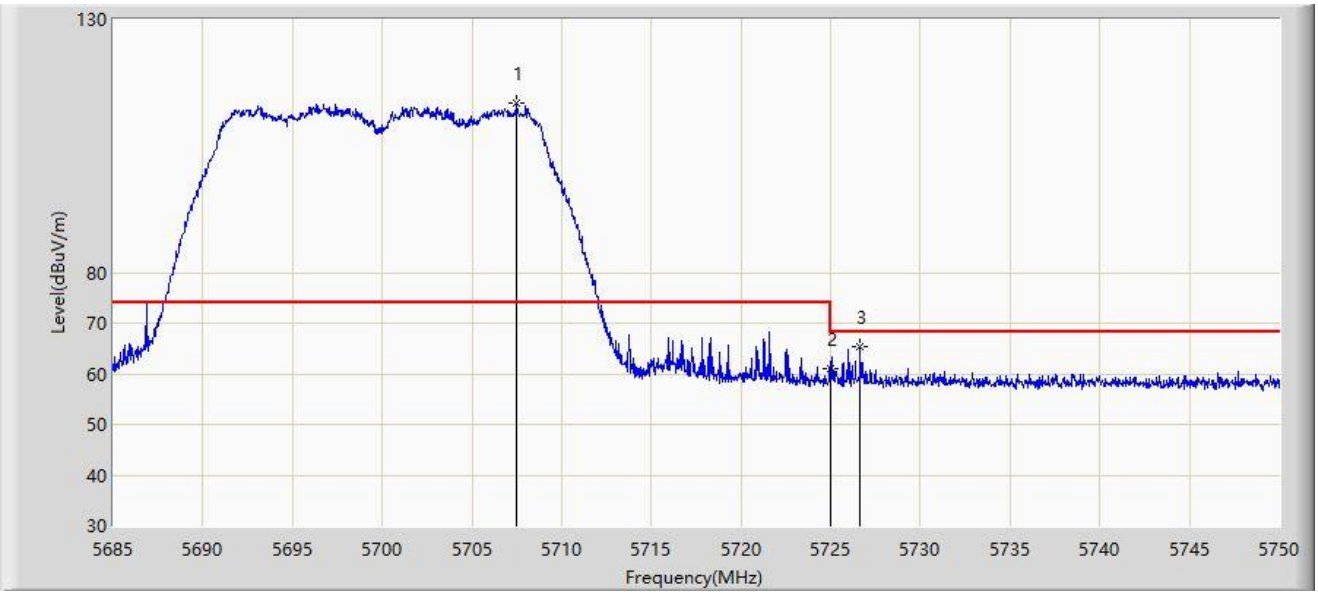

No	Mark	Frequency (MHz)	Measure Level (dBμV/m)	Reading Level (dBμV)	Margin (dB)	Limit (dBμV/m)	Factor (dB/m)	Type
1		5707.490	113.407	108.940	N/A	N/A	4.467	PK
2		5725.000	60.904	56.355	-7.296	68.200	4.549	PK
3	*	5726.632	65.353	60.791	-2.847	68.200	4.562	PK

Note 1: " * ", means this data is the worst emission level.

Note 2: Measure Level (dBμV/m) = Reading Level (dBμV) + Factor (dB/m).

Note 3: Factor (dB/m) = Cable Loss (dB) + Antenna Factor (dB/m) - Pre_Amplifier Gain (dB).

Site: WZ-AC1	Test Date: 2022-06-19
Limit: FCC_5G_RE(3m)	Engineer: Charles Zhang
Probe: BBHA9120D_1167_1-18GHz	Polarity: Vertical
EUT: Residential Cable Gateway	Power: AC 120V/60Hz
Test Mode: Transmit by 802.11ax-HE20 at 5700MHz	

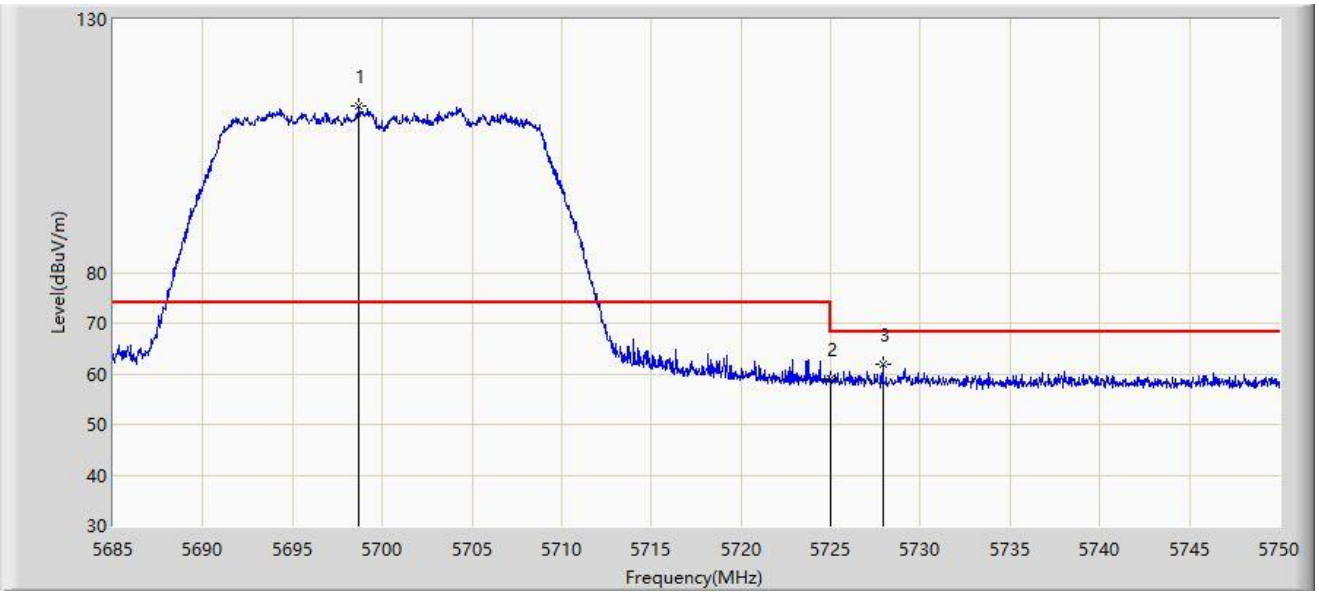

No	Mark	Frequency (MHz)	Measure Level (dBμV/m)	Reading Level (dBμV)	Margin (dB)	Limit (dBμV/m)	Factor (dB/m)	Type
1		5698.715	112.758	108.283	N/A	N/A	4.474	PK
2		5725.000	59.062	54.513	-9.138	68.200	4.549	PK
3	*	5727.900	61.812	57.232	-6.388	68.200	4.581	PK

Note 1: " * ", means this data is the worst emission level.

Note 2: Measure Level (dBμV/m) = Reading Level (dBμV) + Factor (dB/m).

Note 3: Factor (dB/m) = Cable Loss (dB) + Antenna Factor (dB/m) - Pre_Amplifier Gain (dB).

Site: WZ-AC2	Test Date: 2022-06-17
Limit: FCC_5.8G_RE(3m)	Engineer: Lucas Wang
Probe: BBHA9120D_1457_1-18GHz	Polarity: Horizontal
EUT: Residential Cable Gateway	Power: AC 120V/60Hz
Test Mode: Transmit by 802.11ax-HE20 at 5745MHz	

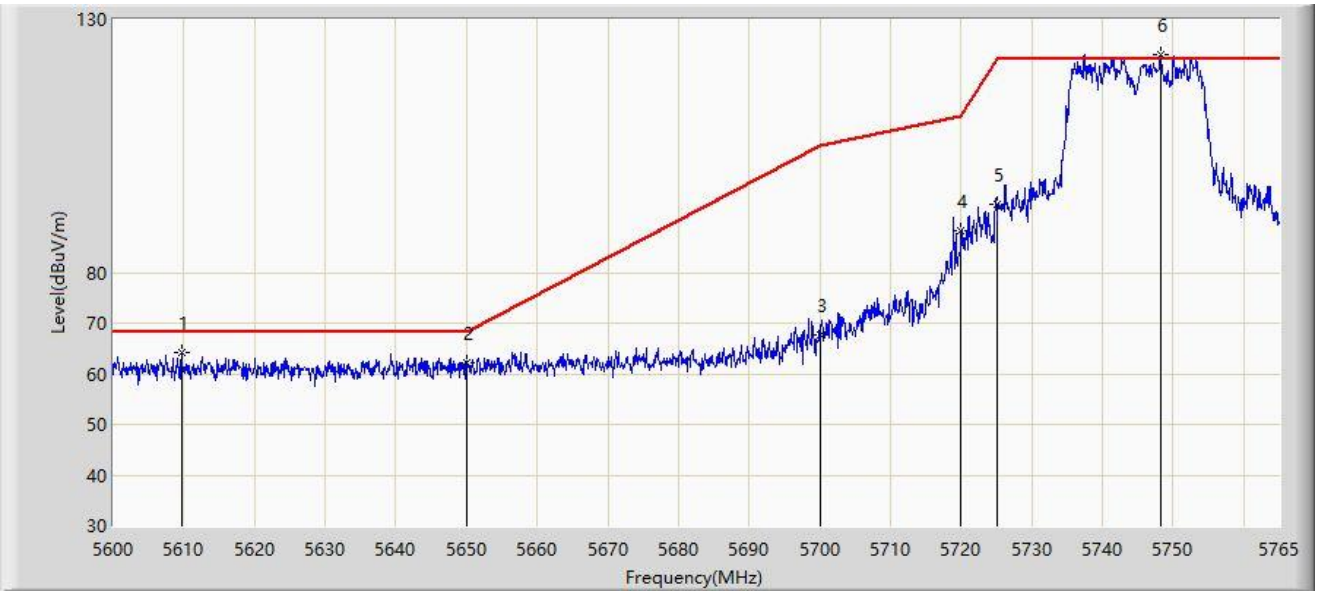

No	Mark	Frequency (MHz)	Measure Level (dBµV/m)	Reading Level (dBµV)	Margin (dB)	Limit (dBµV/m)	Factor (dB/m)	Type
1	*	5609.735	64.330	59.686	-3.870	68.200	4.644	PK
2		5650.000	62.270	57.410	-5.930	68.200	4.859	PK
3		5700.000	67.603	62.546	-37.597	105.200	5.056	PK
4		5720.000	88.233	82.933	-22.567	110.800	5.300	PK
5		5725.000	93.520	88.150	-28.680	122.200	5.370	PK
6		5748.252	123.161	117.696	N/A	N/A	5.465	PK

Note 1: " * ", means this data is the worst emission level.

Note 2: Measure Level (dBµV/m) = Reading Level (dBµV) + Factor (dB/m).

Note 3: Factor (dB/m) = Cable Loss (dB) + Antenna Factor (dB/m) - Pre_Amplifier Gain (dB).

Site: WZ-AC2	Test Date: 2022-06-17
Limit: FCC_5.8G_RE(3m)	Engineer: Lucas Wang
Probe: BBHA9120D_1457_1-18GHz	Polarity: Vertical
EUT: Residential Cable Gateway	Power: AC 120V/60Hz
Test Mode: Transmit by 802.11ax-HE20 at 5745MHz	

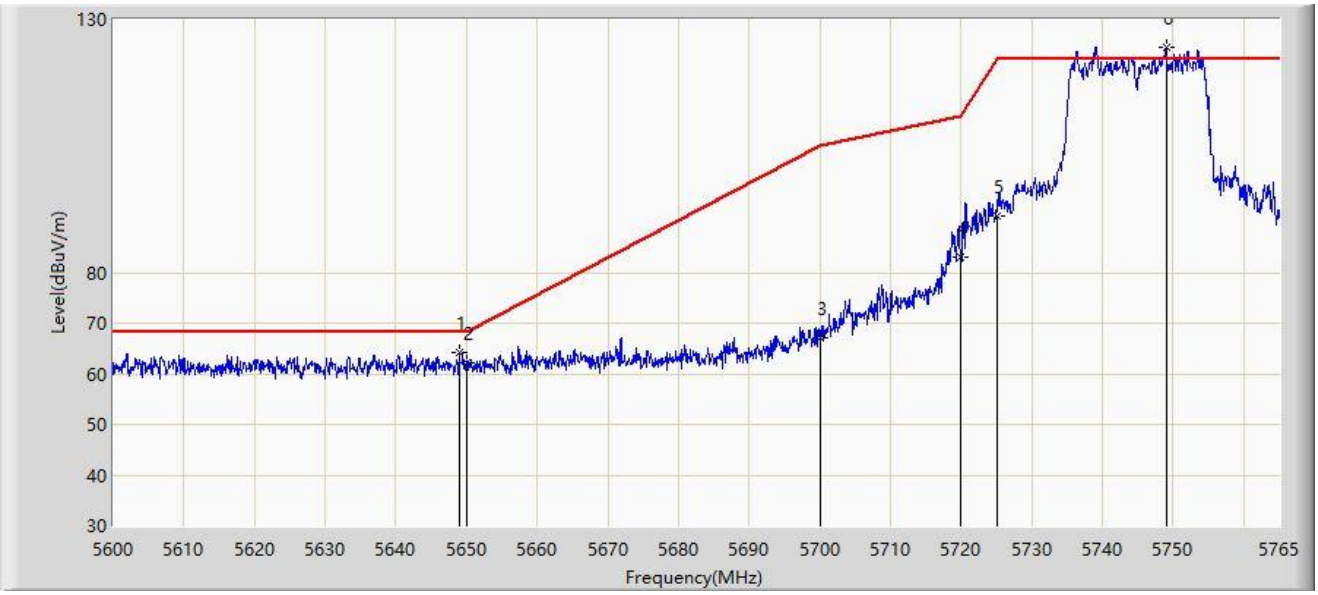

No	Mark	Frequency (MHz)	Measure Level (dBµV/m)	Reading Level (dBµV)	Margin (dB)	Limit (dBµV/m)	Factor (dB/m)	Type
1	*	5649.087	64.322	59.480	-3.878	68.200	4.841	PK
2		5650.000	62.195	57.335	-6.005	68.200	4.859	PK
3		5700.000	67.115	62.058	-38.085	105.200	5.056	PK
4		5720.000	83.180	77.880	-27.620	110.800	5.300	PK
5		5725.000	91.021	85.651	-31.179	122.200	5.370	PK
6		5748.995	124.355	118.899	N/A	N/A	5.455	PK

Note 1: " * ", means this data is the worst emission level.

Note 2: Measure Level (dBµV/m) = Reading Level (dBµV) + Factor (dB/m).

Note 3: Factor (dB/m) = Cable Loss (dB) + Antenna Factor (dB/m) - Pre_Amplifier Gain (dB).

Site: WZ-AC2	Test Date: 2022-06-17
Limit: FCC_5.8G_RE(3m)	Engineer: Lucas Wang
Probe: BBHA9120D_1457_1-18GHz	Polarity: Horizontal
EUT: Residential Cable Gateway	Power: AC 120V/60Hz
Test Mode: Transmit by 802.11ax-HE20 at 5825MHz	

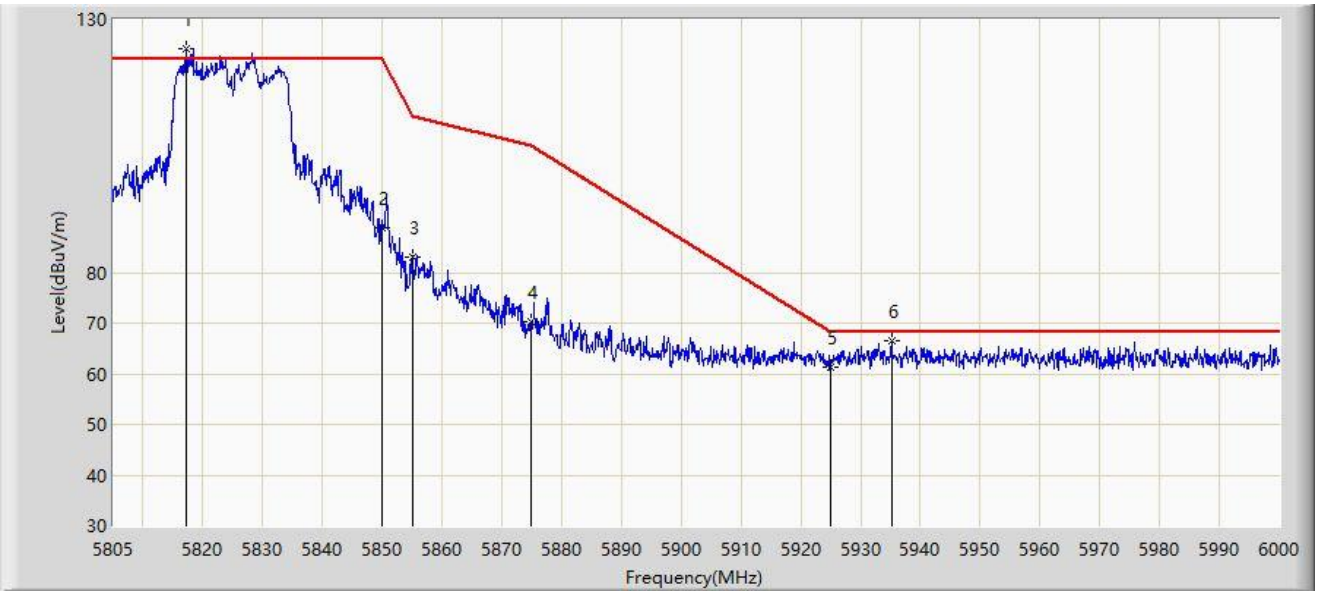

No	Mark	Frequency (MHz)	Measure Level (dBμV/m)	Reading Level (dBμV)	Margin (dB)	Limit (dBμV/m)	Factor (dB/m)	Type
1		5817.187	124.142	118.469	N/A	N/A	5.674	PK
2		5850.000	88.742	82.980	-33.458	122.200	5.763	PK
3		5855.000	83.082	77.311	-27.718	110.800	5.771	PK
4		5875.000	70.275	64.352	-34.925	105.200	5.924	PK
5		5925.000	61.308	55.283	-6.892	68.200	6.025	PK
6	*	5935.163	66.443	60.284	-1.757	68.200	6.159	PK

Note 1: " * ", means this data is the worst emission level.

Note 2: Measure Level (dBμV/m) = Reading Level (dBμV) + Factor (dB/m).

Note 3: Factor (dB/m) = Cable Loss (dB) + Antenna Factor (dB/m) - Pre_Amplifier Gain (dB).

Site: WZ-AC2	Test Date: 2022-06-17
Limit: FCC_5.8G_RE(3m)	Engineer: Lucas Wang
Probe: BBHA9120D_1457_1-18GHz	Polarity: Vertical
EUT: Residential Cable Gateway	Power: AC 120V/60Hz
Test Mode: Transmit by 802.11ax-HE20 at 5825MHz	

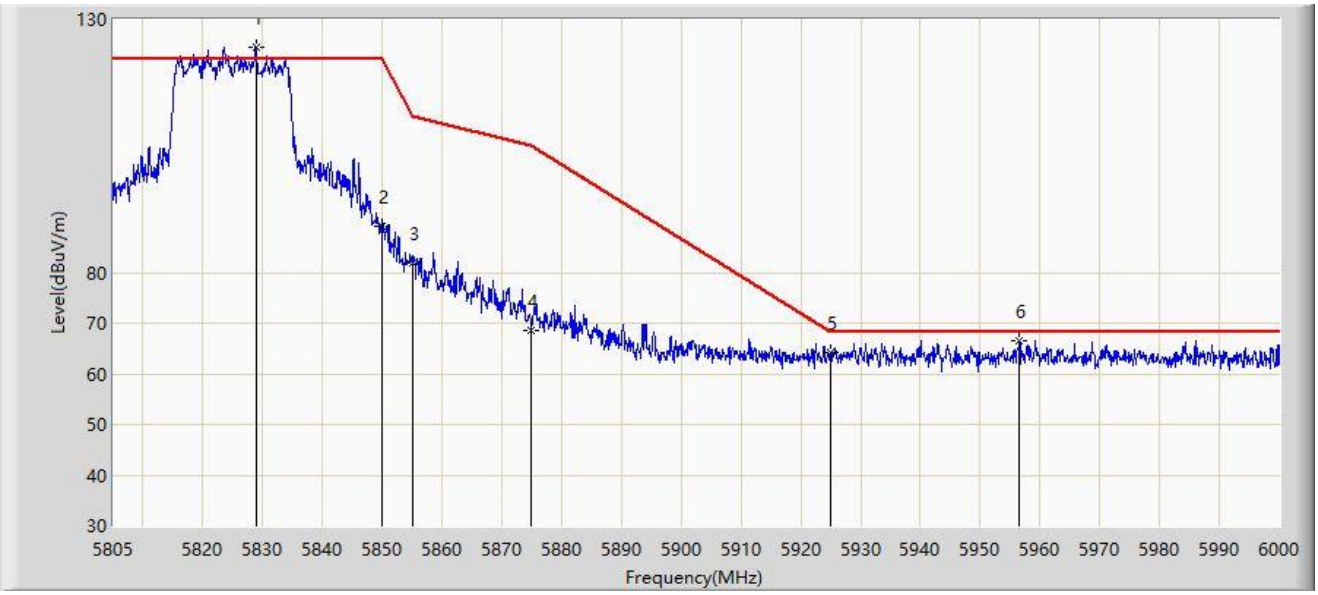

No	Mark	Frequency (MHz)	Measure Level (dBµV/m)	Reading Level (dBµV)	Margin (dB)	Limit (dBµV/m)	Factor (dB/m)	Type
1		5828.888	124.392	118.646	N/A	N/A	5.745	PK
2		5850.000	89.194	83.432	-33.006	122.200	5.763	PK
3		5855.000	81.904	76.133	-28.896	110.800	5.771	PK
4		5875.000	68.623	62.700	-36.577	105.200	5.924	PK
5		5925.000	64.075	58.050	-4.125	68.200	6.025	PK
6	*	5956.612	66.575	60.421	-1.625	68.200	6.154	PK

Note 1: " * ", means this data is the worst emission level.

Note 2: Measure Level (dBµV/m) = Reading Level (dBµV) + Factor (dB/m).

Note 3: Factor (dB/m) = Cable Loss (dB) + Antenna Factor (dB/m) - Pre_Amplifier Gain (dB).

Site: WZ-AC1	Test Date: 2022-06-20
Limit: FCC_5G_RE(3m)	Engineer: Charles Zhang
Probe: BBHA9120D_1457_1-18GHz-AC2	Polarity: Horizontal
EUT: Residential Cable Gateway	Power: AC 120V/60Hz
Test Mode: Transmit by 802.11ax-HE40 at 5190MHz	

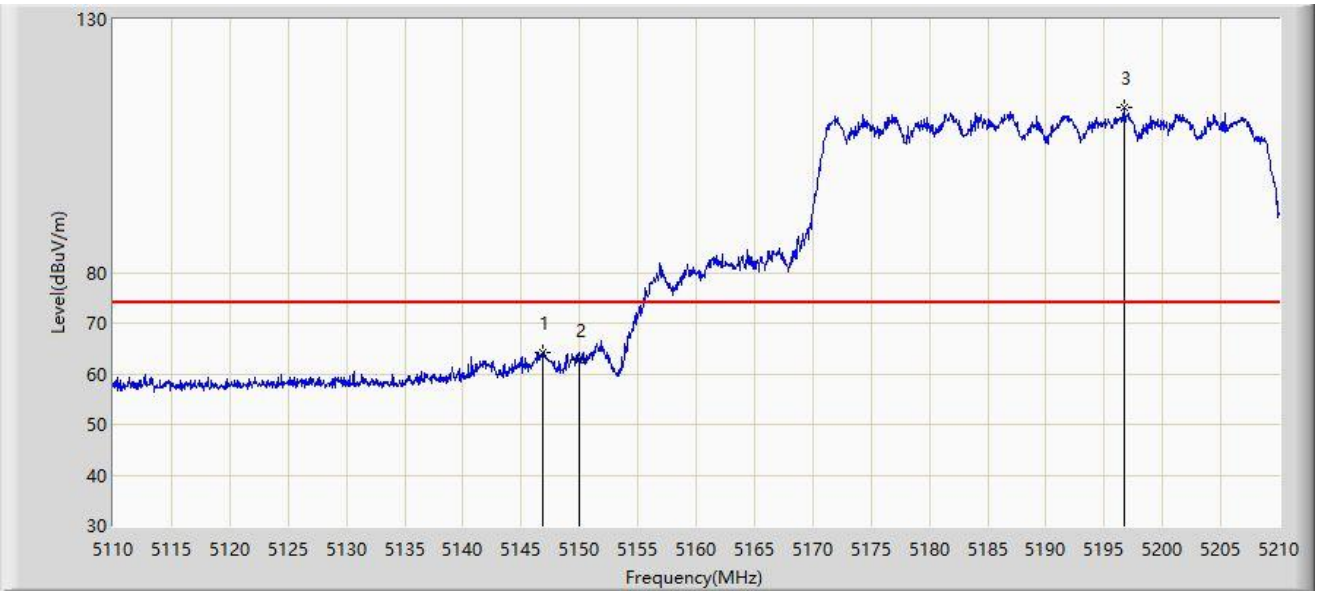

No	Mark	Frequency (MHz)	Measure Level (dBμV/m)	Reading Level (dBμV)	Margin (dB)	Limit (dBμV/m)	Factor (dB/m)	Type
1	*	5146.900	64.342	60.588	-9.658	74.000	3.753	PK
2		5150.000	62.800	59.046	-11.200	74.000	3.753	PK
3		5196.700	112.492	109.040	N/A	N/A	3.452	PK

Note 1: " * ", means this data is the worst emission level.

Note 2: Measure Level (dBμV/m) = Reading Level (dBμV) + Factor (dB/m).

Note 3: Factor (dB/m) = Cable Loss (dB) + Antenna Factor (dB/m) - Pre_Amplifier Gain (dB).

Site: WZ-AC1	Test Date: 2022-06-20
Limit: FCC_5G_RE(3m)	Engineer: Charles Zhang
Probe: BBHA9120D_1457_1-18GHz-AC2	Polarity: Horizontal
EUT: Residential Cable Gateway	Power: AC 120V/60Hz
Test Mode: Transmit by 802.11ax-HE40 at 5190MHz	

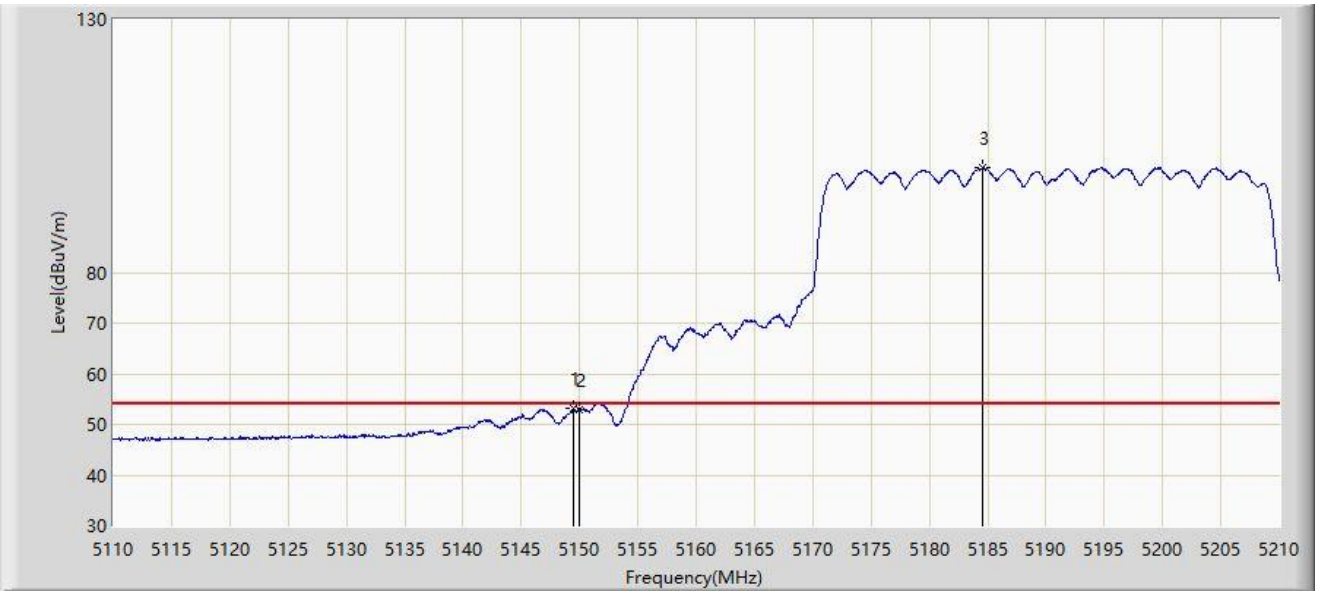

No	Mark	Frequency (MHz)	Measure Level (dBμV/m)	Reading Level (dBμV)	Margin (dB)	Limit (dBμV/m)	Factor (dB/m)	Type
1	*	5149.500	53.202	49.447	-0.798	54.000	3.755	AV
2		5150.000	52.930	49.176	-1.070	54.000	3.753	AV
3		5184.600	100.668	97.195	N/A	N/A	3.473	AV

Note 1: " * ", means this data is the worst emission level.

Note 2: Measure Level (dBμV/m) = Reading Level (dBμV) + Factor (dB/m).

Note 3: Factor (dB/m) = Cable Loss (dB) + Antenna Factor (dB/m) - Pre_Amplifier Gain (dB).

Site: WZ-AC1	Test Date: 2022-06-20
Limit: FCC_5G_RE(3m)	Engineer: Charles Zhang
Probe: BBHA9120D_1457_1-18GHz-AC2	Polarity: Vertical
EUT: Residential Cable Gateway	Power: AC 120V/60Hz
Test Mode: Transmit by 802.11ax-HE40 at 5190MHz	

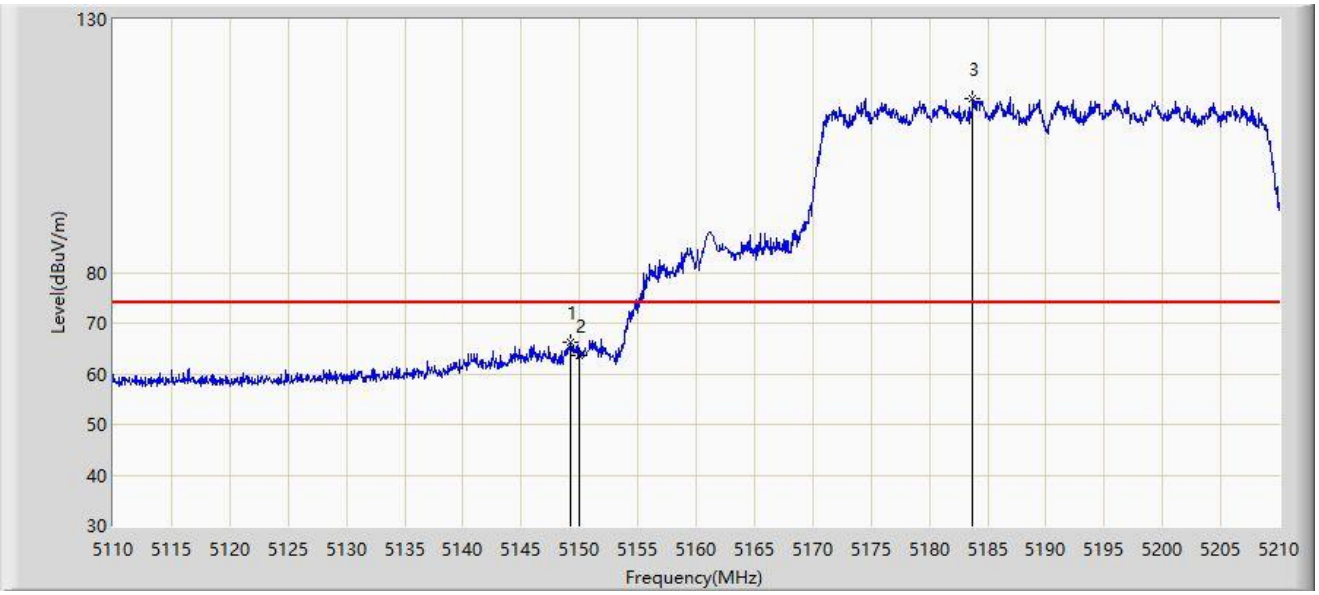

No	Mark	Frequency (MHz)	Measure Level (dBμV/m)	Reading Level (dBμV)	Margin (dB)	Limit (dBμV/m)	Factor (dB/m)	Type
1	*	5149.200	66.299	62.543	-7.701	74.000	3.756	PK
2		5150.000	63.720	59.966	-10.280	74.000	3.753	PK
3		5183.700	114.491	111.024	N/A	N/A	3.468	PK

Note 1: " * ", means this data is the worst emission level.

Note 2: Measure Level (dBμV/m) = Reading Level (dBμV) + Factor (dB/m).

Note 3: Factor (dB/m) = Cable Loss (dB) + Antenna Factor (dB/m) - Pre_Amplifier Gain (dB).

Site: WZ-AC1	Test Date: 2022-06-20
Limit: FCC_5G_RE(3m)	Engineer: Charles Zhang
Probe: BBHA9120D_1457_1-18GHz-AC2	Polarity: Vertical
EUT: Residential Cable Gateway	Power: AC 120V/60Hz
Test Mode: Transmit by 802.11ax-HE40 at 5190MHz	

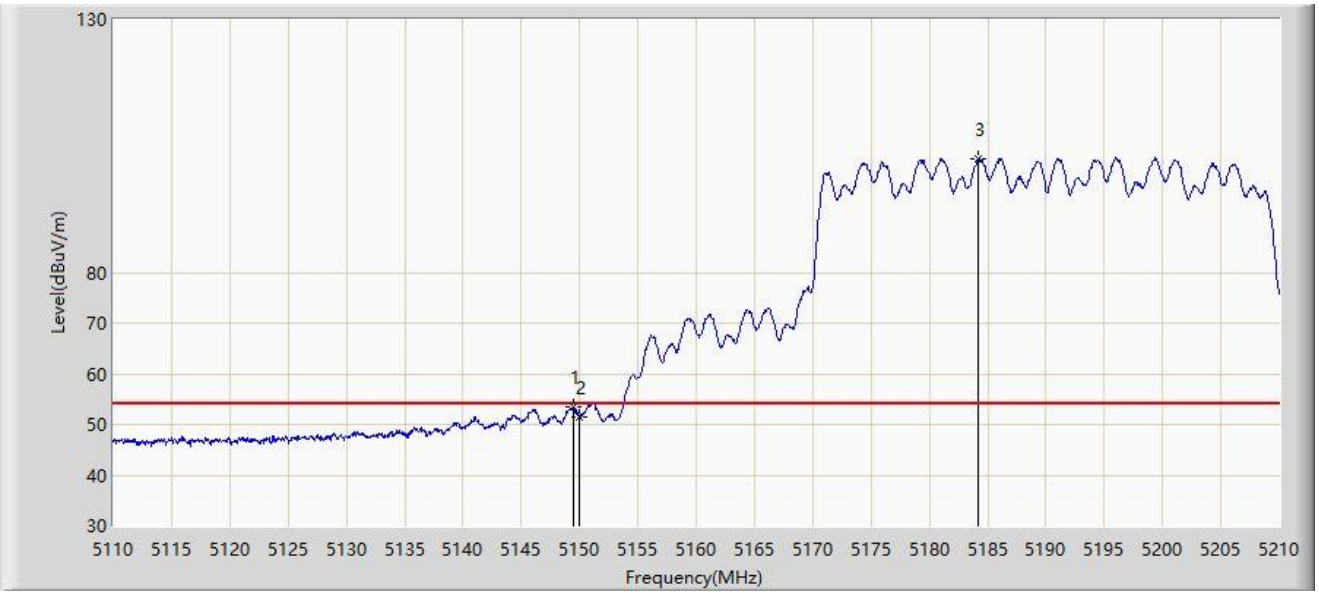

No	Mark	Frequency (MHz)	Measure Level (dBμV/m)	Reading Level (dBμV)	Margin (dB)	Limit (dBμV/m)	Factor (dB/m)	Type
1	*	5149.500	53.354	49.599	-0.646	54.000	3.755	AV
2		5150.000	51.366	47.612	-2.634	54.000	3.753	AV
3		5184.200	102.573	99.103	N/A	N/A	3.470	AV

Note 1: " * ", means this data is the worst emission level.

Note 2: Measure Level (dBμV/m) = Reading Level (dBμV) + Factor (dB/m).

Note 3: Factor (dB/m) = Cable Loss (dB) + Antenna Factor (dB/m) - Pre_Amplifier Gain (dB).

Site: WZ-AC2	Test Date: 2022-06-17
Limit: FCC_5G_RE(3m)	Engineer: Lucas Wang
Probe: BBHA9120D_1457_1-18GHz	Polarity: Horizontal
EUT: Residential Cable Gateway	Power: AC 120V/60Hz
Test Mode: Transmit by 802.11ax-HE40 at 5230MHz	

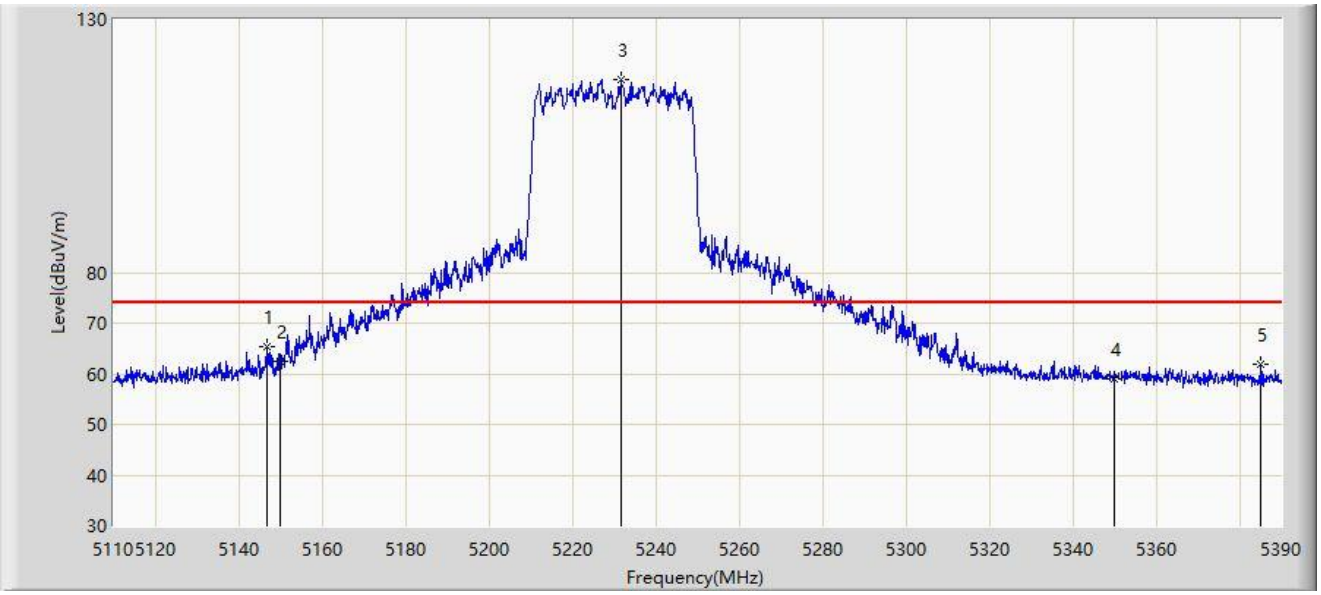

No	Mark	Frequency (MHz)	Measure Level (dBμV/m)	Reading Level (dBμV)	Margin (dB)	Limit (dBμV/m)	Factor (dB/m)	Type
1	*	5146.820	65.442	61.318	-8.558	74.000	4.123	PK
2		5150.000	62.478	58.386	-11.522	74.000	4.091	PK
3		5231.660	118.061	114.289	N/A	N/A	3.773	PK
4		5350.000	58.893	55.028	-15.107	74.000	3.866	PK
5		5385.240	61.920	57.644	-12.080	74.000	4.276	PK

Note 1: " * ", means this data is the worst emission level.

Note 2: Measure Level (dBμV/m) = Reading Level (dBμV) + Factor (dB/m).

Note 3: Factor (dB/m) = Cable Loss (dB) + Antenna Factor (dB/m) - Pre_Amplifier Gain (dB).

Site: WZ-AC2	Test Date: 2022-06-17
Limit: FCC_5G_RE(3m)	Engineer: Lucas Wang
Probe: BBHA9120D_1457_1-18GHz	Polarity: Horizontal
EUT: Residential Cable Gateway	Power: AC 120V/60Hz
Test Mode: Transmit by 802.11ax-HE40 at 5230MHz	

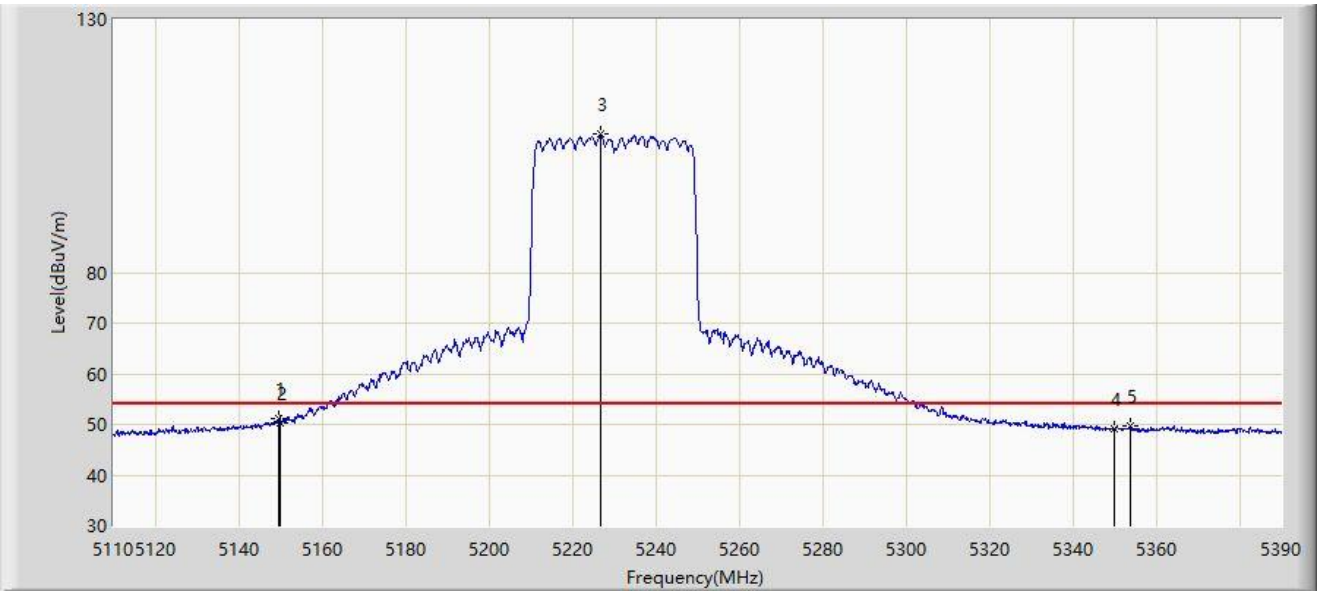

No	Mark	Frequency (MHz)	Measure Level (dBμV/m)	Reading Level (dBμV)	Margin (dB)	Limit (dBμV/m)	Factor (dB/m)	Type
1	*	5149.480	51.124	47.023	-2.876	54.000	4.102	AV
2		5150.000	50.248	46.156	-3.752	54.000	4.091	AV
3		5226.760	107.373	103.551	N/A	N/A	3.821	AV
4		5350.000	49.238	45.373	-4.762	54.000	3.866	AV
5		5353.880	49.794	45.863	-4.206	54.000	3.932	AV

Note 1: " * ", means this data is the worst emission level.

Note 2: Measure Level (dBμV/m) = Reading Level (dBμV) + Factor (dB/m).

Note 3: Factor (dB/m) = Cable Loss (dB) + Antenna Factor (dB/m) - Pre_Amplifier Gain (dB).

Site: WZ-AC2	Test Date: 2022-06-17
Limit: FCC_5G_RE(3m)	Engineer: Lucas Wang
Probe: BBHA9120D_1457_1-18GHz	Polarity: Vertical
EUT: Residential Cable Gateway	Power: AC 120V/60Hz
Test Mode: Transmit by 802.11ax-HE40 at 5230MHz	

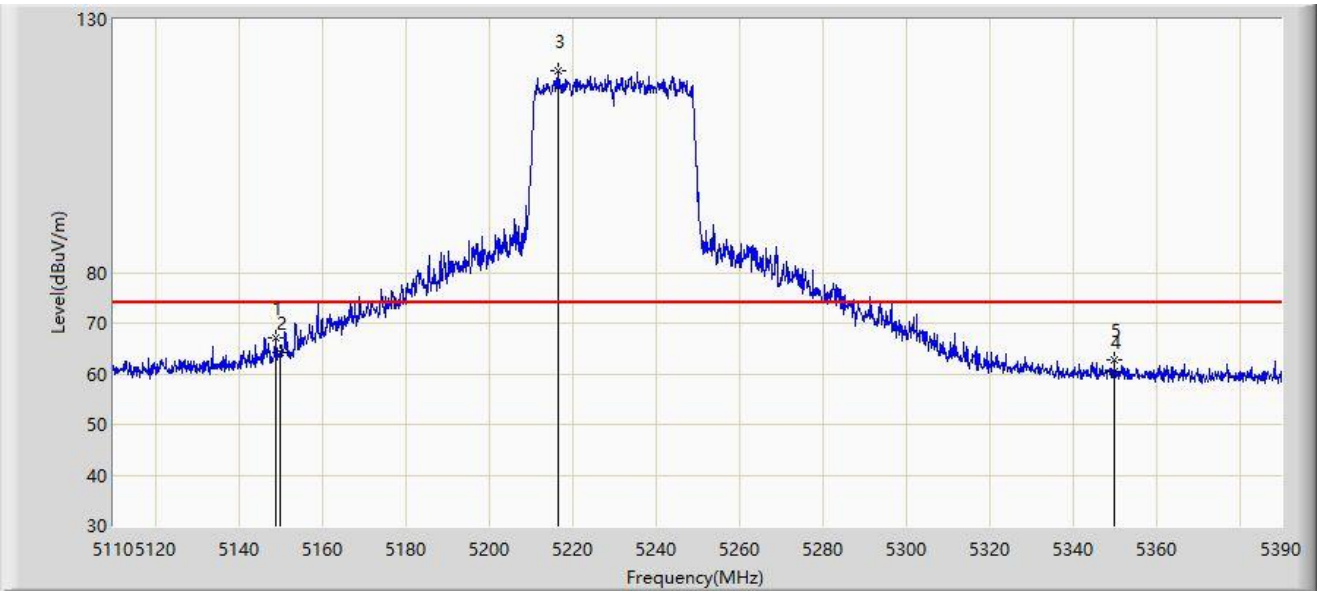

No	Mark	Frequency (MHz)	Measure Level (dBμV/m)	Reading Level (dBμV)	Margin (dB)	Limit (dBμV/m)	Factor (dB/m)	Type
1	*	5148.780	67.239	63.125	-6.761	74.000	4.114	PK
2		5150.000	64.262	60.170	-9.738	74.000	4.091	PK
3		5216.540	119.808	115.897	N/A	N/A	3.910	PK
4		5350.000	60.450	56.585	-13.550	74.000	3.866	PK
5		5350.100	62.859	58.993	-11.141	74.000	3.867	PK

Note 1: " * ", means this data is the worst emission level.

Note 2: Measure Level (dBμV/m) = Reading Level (dBμV) + Factor (dB/m).

Note 3: Factor (dB/m) = Cable Loss (dB) + Antenna Factor (dB/m) - Pre_Amplifier Gain (dB).

Site: WZ-AC2	Test Date: 2022-06-17
Limit: FCC_5G_RE(3m)	Engineer: Lucas Wang
Probe: BBHA9120D_1457_1-18GHz	Polarity: Vertical
EUT: Residential Cable Gateway	Power: AC 120V/60Hz
Test Mode: Transmit by 802.11ax-HE40 at 5230MHz	

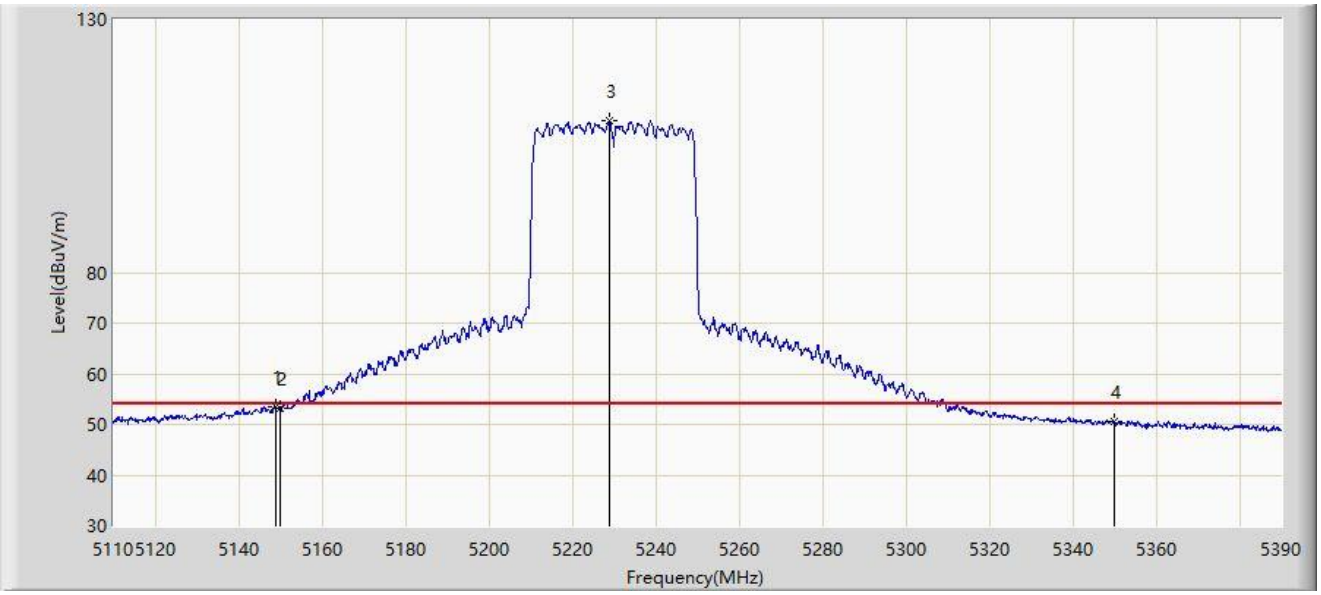

No	Mark	Frequency (MHz)	Measure Level (dBμV/m)	Reading Level (dBμV)	Margin (dB)	Limit (dBμV/m)	Factor (dB/m)	Type
1	*	5149.060	53.589	49.480	-0.411	54.000	4.109	AV
2		5150.000	53.151	49.059	-0.849	54.000	4.091	AV
3		5228.860	110.079	106.278	N/A	N/A	3.800	AV
4		5350.000	50.532	46.649	-3.468	54.000	3.884	AV

Note 1: " * ", means this data is the worst emission level.

Note 2: Measure Level (dBμV/m) = Reading Level (dBμV) + Factor (dB/m).

Note 3: Factor (dB/m) = Cable Loss (dB) + Antenna Factor (dB/m) - Pre_Amplifier Gain (dB).

Site: WZ-AC1	Test Date: 2022-06-22
Limit: FCC_5G_RE(3m)	Engineer: Charles Zhang
Probe: BBHA9120D_1167_1-18GHz	Polarity: Horizontal
EUT: Residential Cable Gateway	Power: AC 120V/60Hz
Test Mode: Transmit by 802.11ax-HE40 at 5310MHz	

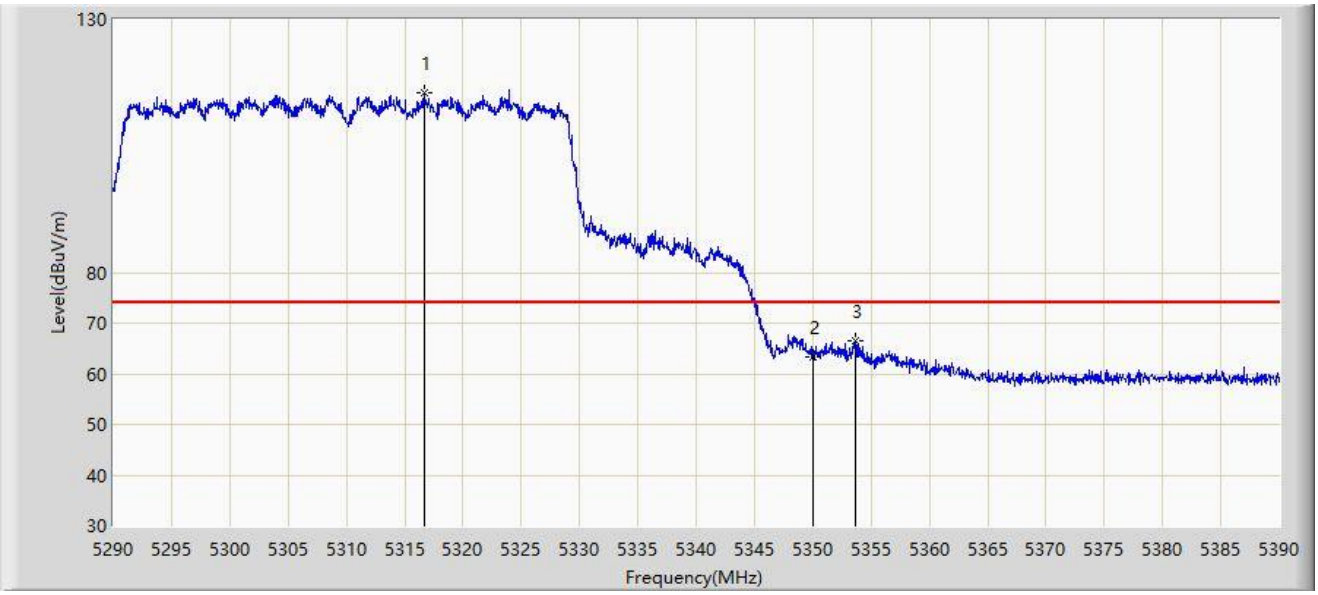

No	Mark	Frequency (MHz)	Measure Level (dBμV/m)	Reading Level (dBμV)	Margin (dB)	Limit (dBμV/m)	Factor (dB/m)	Type
1		5316.650	115.474	111.403	N/A	N/A	4.071	PK
2		5350.000	63.328	59.391	-10.672	74.000	3.937	PK
3	*	5353.600	66.402	62.514	-7.598	74.000	3.888	PK

Note 1: " * ", means this data is the worst emission level.

Note 2: Measure Level (dBμV/m) = Reading Level (dBμV) + Factor (dB/m).

Note 3: Factor (dB/m) = Cable Loss (dB) + Antenna Factor (dB/m) - Pre_Amplifier Gain (dB).

Site: WZ-AC1	Test Date: 2022-06-22
Limit: FCC_5G_RE(3m)	Engineer: Charles Zhang
Probe: BBHA9120D_1167_1-18GHz	Polarity: Horizontal
EUT: Residential Cable Gateway	Power: AC 120V/60Hz
Test Mode: Transmit by 802.11ax-HE40 at 5310MHz	

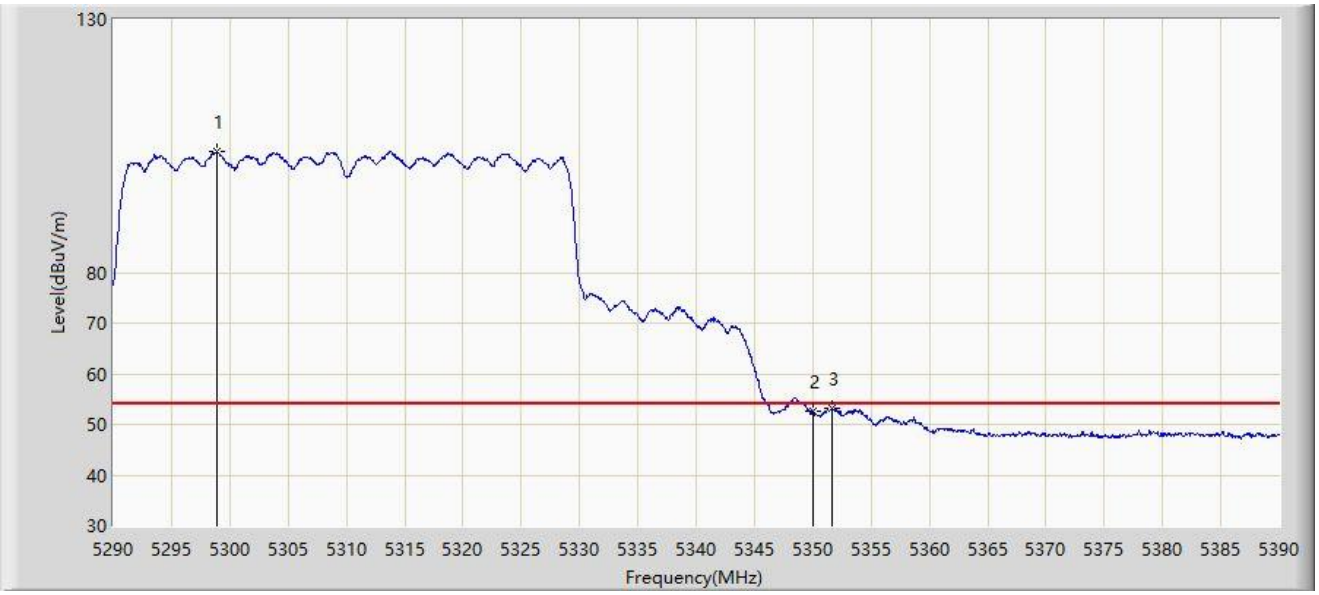

No	Mark	Frequency (MHz)	Measure Level (dBμV/m)	Reading Level (dBμV)	Margin (dB)	Limit (dBμV/m)	Factor (dB/m)	Type
1		5298.850	103.821	99.813	N/A	N/A	4.008	AV
2		5350.000	52.565	48.628	-1.435	54.000	3.937	AV
3	*	5351.600	53.104	49.198	-0.896	54.000	3.905	AV

Note 1: " * ", means this data is the worst emission level.

Note 2: Measure Level (dBμV/m) = Reading Level (dBμV) + Factor (dB/m).

Note 3: Factor (dB/m) = Cable Loss (dB) + Antenna Factor (dB/m) - Pre_Amplifier Gain (dB).

Site: WZ-AC1	Test Date: 2022-06-22
Limit: FCC_5G_RE(3m)	Engineer: Charles Zhang
Probe: BBHA9120D_1167_1-18GHz	Polarity: Vertical
EUT: Residential Cable Gateway	Power: AC 120V/60Hz
Test Mode: Transmit by 802.11ax-HE40 at 5310MHz	

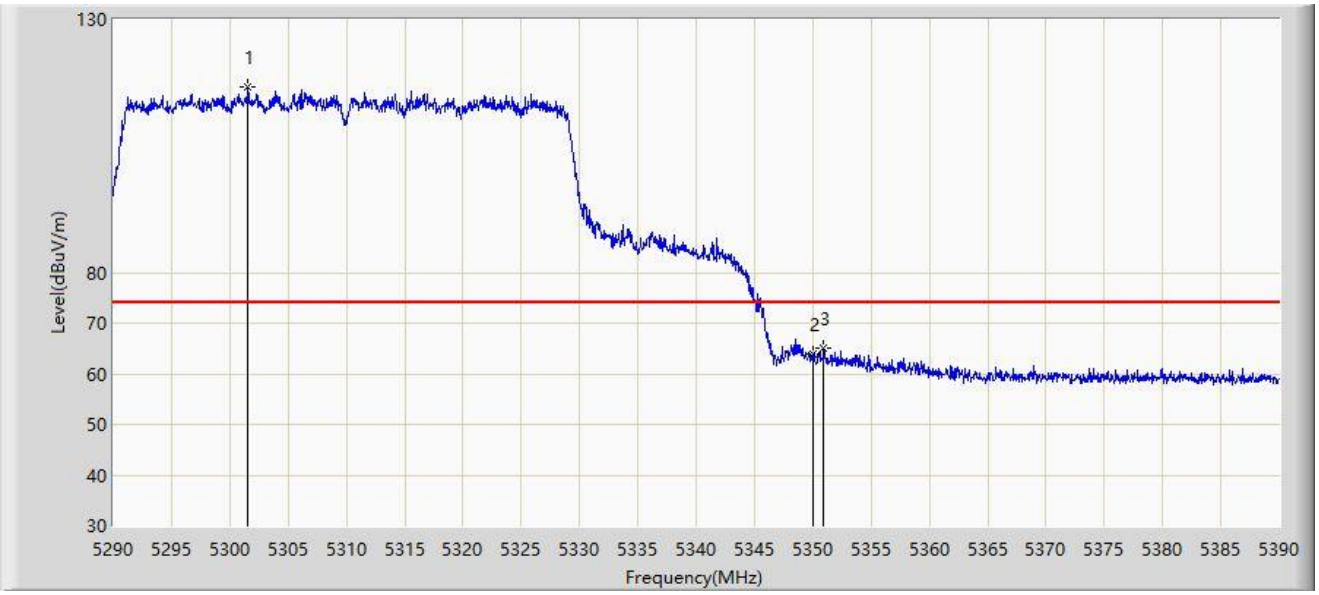

No	Mark	Frequency (MHz)	Measure Level (dBμV/m)	Reading Level (dBμV)	Margin (dB)	Limit (dBμV/m)	Factor (dB/m)	Type
1		5301.550	116.632	112.625	N/A	N/A	4.007	PK
2		5350.000	63.792	59.855	-10.208	74.000	3.937	PK
3	*	5350.950	64.939	61.020	-9.061	74.000	3.919	PK

Note 1: " * ", means this data is the worst emission level.

Note 2: Measure Level (dBμV/m) = Reading Level (dBμV) + Factor (dB/m).

Note 3: Factor (dB/m) = Cable Loss (dB) + Antenna Factor (dB/m) - Pre_Amplifier Gain (dB).

Site: WZ-AC1	Test Date: 2022-06-22
Limit: FCC_5G_RE(3m)	Engineer: Charles Zhang
Probe: BBHA9120D_1167_1-18GHz	Polarity: Vertical
EUT: Residential Cable Gateway	Power: AC 120V/60Hz
Test Mode: Transmit by 802.11ax-HE40 at 5310MHz	

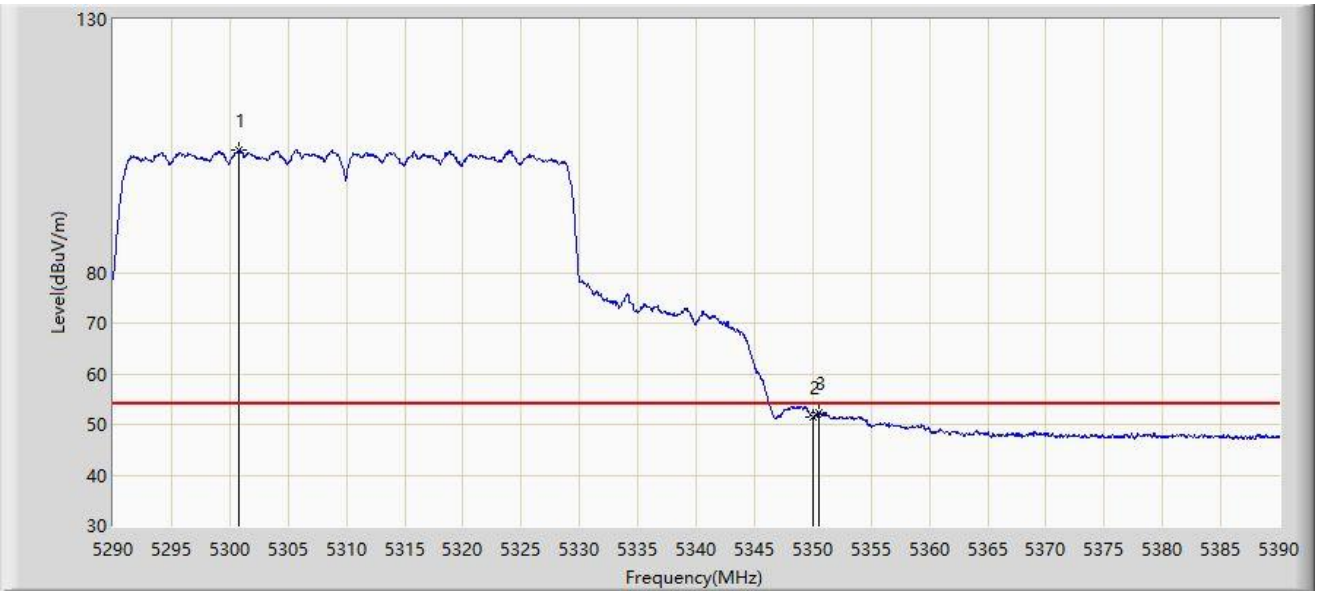

No	Mark	Frequency (MHz)	Measure Level (dBμV/m)	Reading Level (dBμV)	Margin (dB)	Limit (dBμV/m)	Factor (dB/m)	Type
1		5300.800	104.121	100.115	N/A	N/A	4.006	AV
2		5350.000	51.519	47.582	-2.481	54.000	3.937	AV
3	*	5350.500	52.459	48.532	-1.541	54.000	3.927	AV

Note 1: " * ", means this data is the worst emission level.

Note 2: Measure Level (dBμV/m) = Reading Level (dBμV) + Factor (dB/m).

Note 3: Factor (dB/m) = Cable Loss (dB) + Antenna Factor (dB/m) - Pre_Amplifier Gain (dB).

Site: WZ-AC1	Test Date: 2022-06-22
Limit: FCC_5G_RE(3m)	Engineer: Charles Zhang
Probe: BBHA9120D_1167_1-18GHz	Polarity: Horizontal
EUT: Residential Cable Gateway	Power: AC 120V/60Hz
Test Mode: Transmit by 802.11ax-HE40 at 5510MHz	

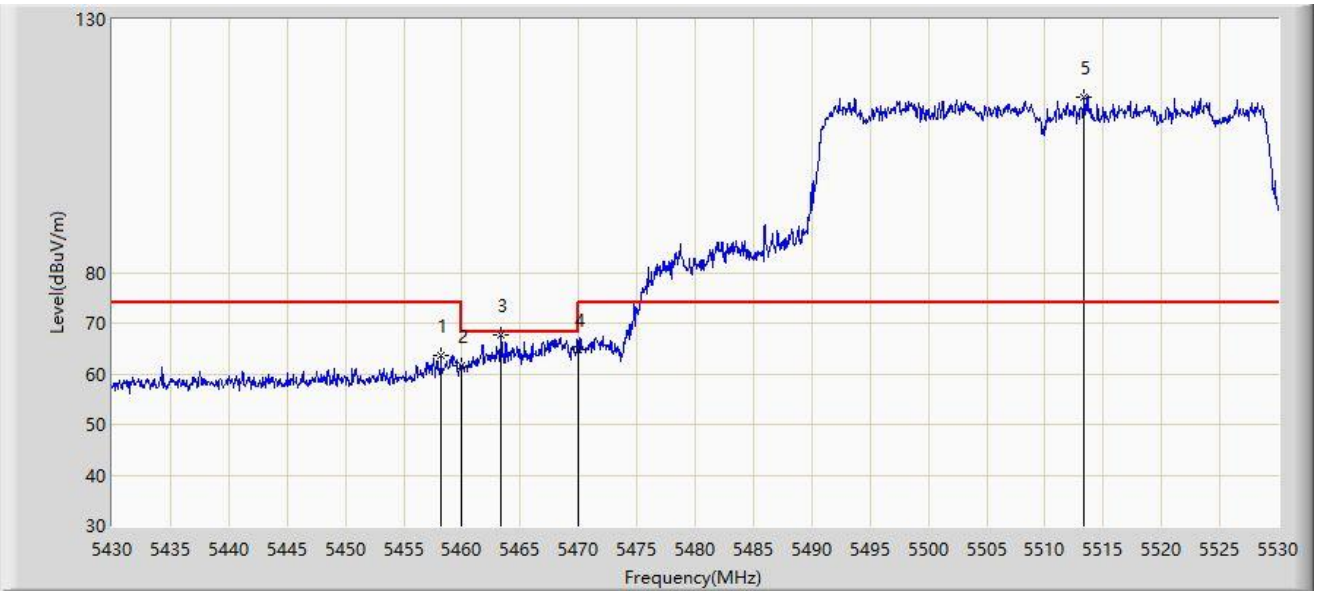

No	Mark	Frequency (MHz)	Measure Level (dBµV/m)	Reading Level (dBµV)	Margin (dB)	Limit (dBµV/m)	Factor (dB/m)	Type
1		5458.200	63.639	59.716	-10.361	74.000	3.923	PK
2		5460.000	61.673	57.741	-12.327	74.000	3.932	PK
3	*	5463.350	67.820	63.871	-0.380	68.200	3.949	PK
4		5470.000	64.680	60.698	-3.520	68.200	3.982	PK
5		5513.350	114.662	110.622	N/A	N/A	4.039	PK

Note 1: " * ", means this data is the worst emission level.

Note 2: Measure Level (dBµV/m) = Reading Level (dBµV) + Factor (dB/m).

Note 3: Factor (dB/m) = Cable Loss (dB) + Antenna Factor (dB/m) - Pre_Amplifier Gain (dB).

Site: WZ-AC1	Test Date: 2022-06-22
Limit: FCC_5G_RE(3m)	Engineer: Charles Zhang
Probe: BBHA9120D_1167_1-18GHz	Polarity: Horizontal
EUT: Residential Cable Gateway	Power: AC 120V/60Hz
Test Mode: Transmit by 802.11ax-HE40 at 5510MHz	

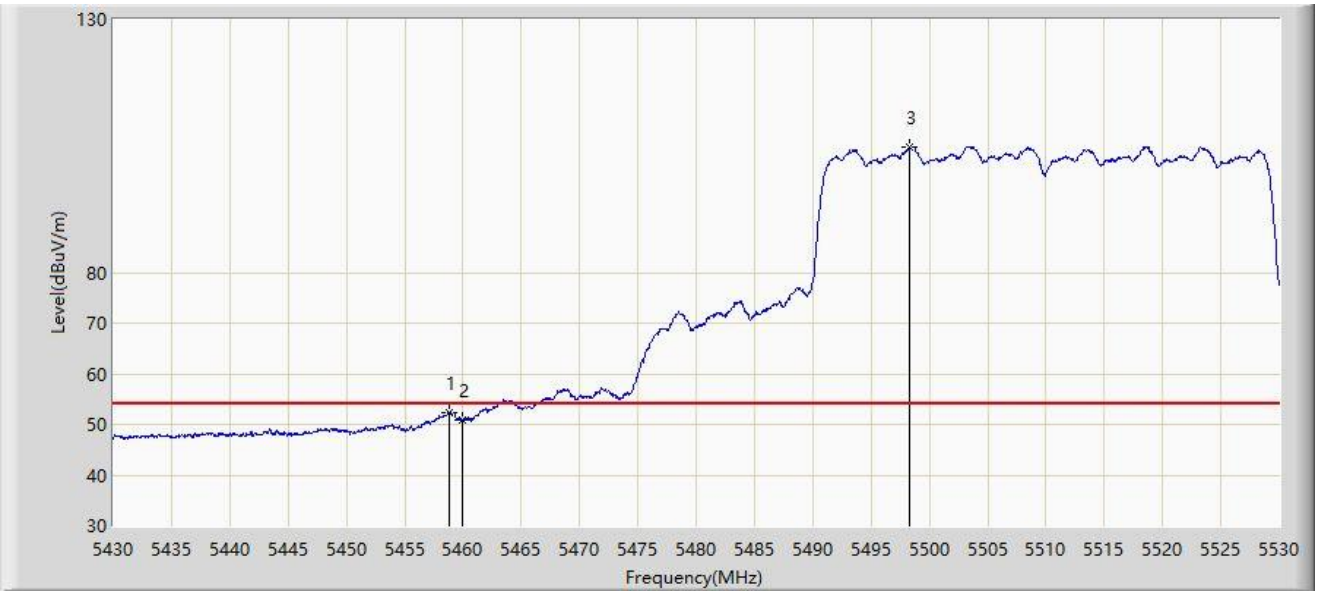

No	Mark	Frequency (MHz)	Measure Level (dBµV/m)	Reading Level (dBµV)	Margin (dB)	Limit (dBµV/m)	Factor (dB/m)	Type
1	*	5458.800	52.374	48.448	-1.626	54.000	3.926	AV
2		5460.000	50.778	46.846	-3.222	54.000	3.932	AV
3		5498.350	104.756	100.575	N/A	N/A	4.180	AV

Note 1: " * ", means this data is the worst emission level.

Note 2: Measure Level (dBµV/m) = Reading Level (dBµV) + Factor (dB/m).

Note 3: Factor (dB/m) = Cable Loss (dB) + Antenna Factor (dB/m) - Pre_Amplifier Gain (dB).

Site: WZ-AC1	Test Date: 2022-06-22
Limit: FCC_5G_RE(3m)	Engineer: Charles Zhang
Probe: BBHA9120D_1167_1-18GHz	Polarity: Vertical
EUT: Residential Cable Gateway	Power: AC 120V/60Hz
Test Mode: Transmit by 802.11ax-HE40 at 5510MHz	

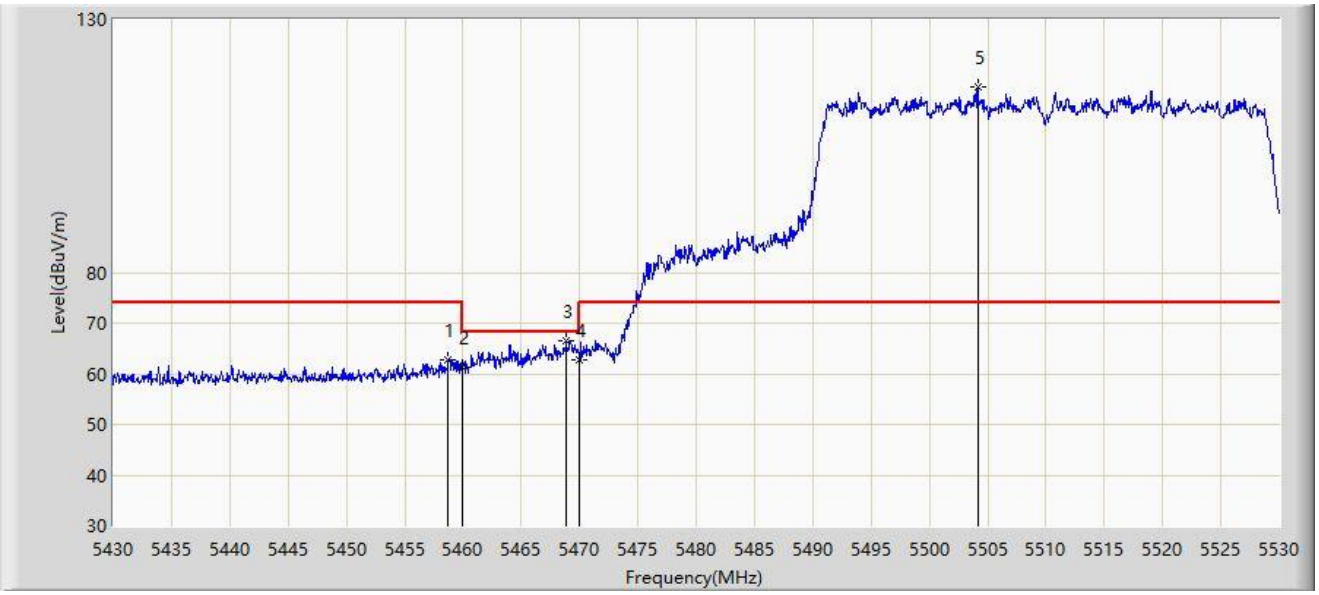

No	Mark	Frequency (MHz)	Measure Level (dBµV/m)	Reading Level (dBµV)	Margin (dB)	Limit (dBµV/m)	Factor (dB/m)	Type
1		5458.750	62.890	58.964	-11.110	74.000	3.926	PK
2		5460.000	61.231	57.299	-12.769	74.000	3.932	PK
3	*	5468.850	66.586	62.610	-1.614	68.200	3.977	PK
4		5470.000	62.831	58.849	-5.369	68.200	3.982	PK
5		5504.150	116.551	112.423	N/A	N/A	4.128	PK

Note 1: " * ", means this data is the worst emission level.

Note 2: Measure Level (dBµV/m) = Reading Level (dBµV) + Factor (dB/m).

Note 3: Factor (dB/m) = Cable Loss (dB) + Antenna Factor (dB/m) - Pre_Amplifier Gain (dB).

Site: WZ-AC1	Test Date: 2022-06-22
Limit: FCC_5G_RE(3m)	Engineer: Charles Zhang
Probe: BBHA9120D_1167_1-18GHz	Polarity: Vertical
EUT: Residential Cable Gateway	Power: AC 120V/60Hz
Test Mode: Transmit by 802.11ax-HE40 at 5510MHz	

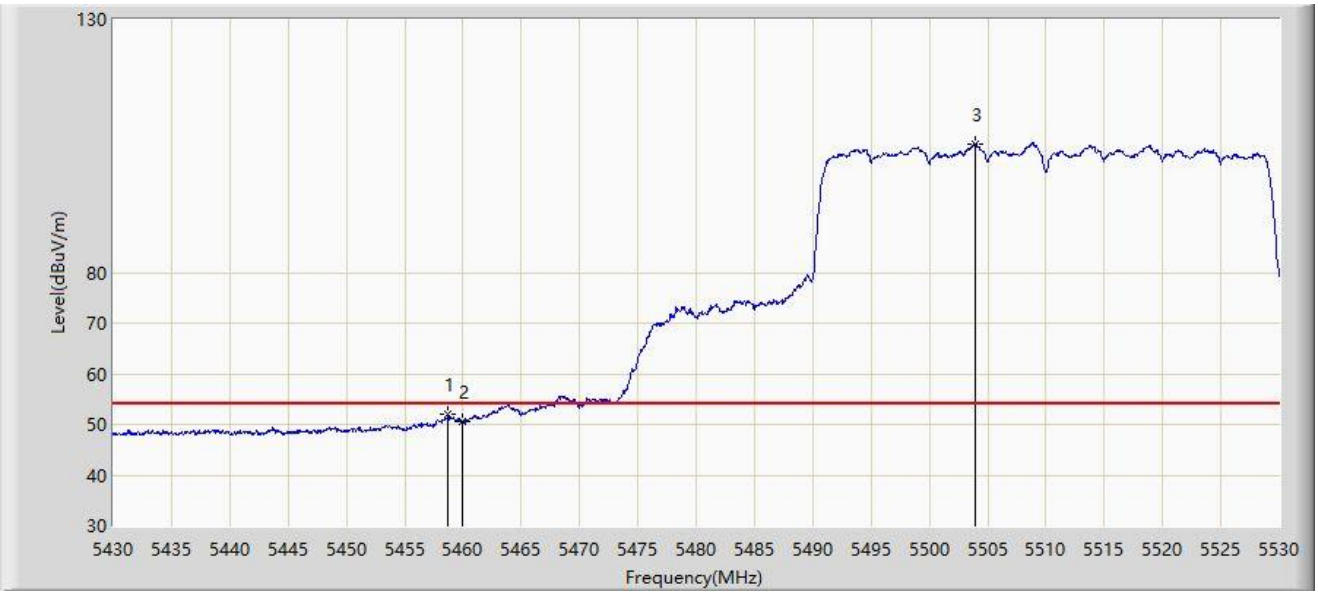

No	Mark	Frequency (MHz)	Measure Level (dBµV/m)	Reading Level (dBµV)	Margin (dB)	Limit (dBµV/m)	Factor (dB/m)	Type
1	*	5458.750	51.916	47.990	-2.084	54.000	3.926	AV
2		5460.000	50.546	46.614	-3.454	54.000	3.932	AV
3		5503.950	105.366	101.236	N/A	N/A	4.129	AV

Note 1: " * ", means this data is the worst emission level.

Note 2: Measure Level (dBµV/m) = Reading Level (dBµV) + Factor (dB/m).

Note 3: Factor (dB/m) = Cable Loss (dB) + Antenna Factor (dB/m) - Pre_Amplifier Gain (dB).

Site: WZ-AC1	Test Date: 2022-06-22
Limit: FCC_5G_RE(3m)	Engineer: Charles Zhang
Probe: BBHA9120D_1167_1-18GHz	Polarity: Horizontal
EUT: Residential Cable Gateway	Power: AC 120V/60Hz
Test Mode: Transmit by 802.11ax-HE40 at 5670MHz	

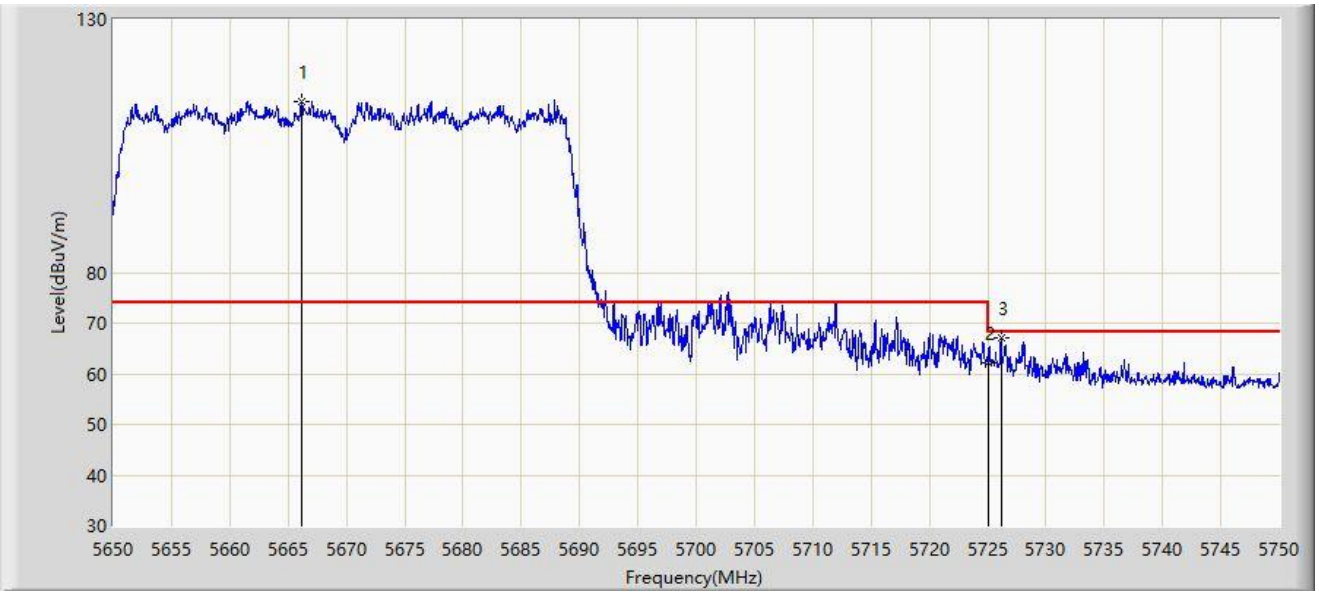

No	Mark	Frequency (MHz)	Measure Level (dBμV/m)	Reading Level (dBμV)	Margin (dB)	Limit (dBμV/m)	Factor (dB/m)	Type
1		5666.150	113.740	109.259	N/A	N/A	4.481	PK
2		5725.000	62.231	57.682	-5.969	68.200	4.549	PK
3	*	5726.150	67.225	62.669	-0.975	68.200	4.556	PK

Note 1: " * ", means this data is the worst emission level.

Note 2: Measure Level (dBμV/m) = Reading Level (dBμV) + Factor (dB/m).

Note 3: Factor (dB/m) = Cable Loss (dB) + Antenna Factor (dB/m) - Pre_Amplifier Gain (dB).

Site: WZ-AC1	Test Date: 2022-06-22
Limit: FCC_5G_RE(3m)	Engineer: Charles Zhang
Probe: BBHA9120D_1167_1-18GHz	Polarity: Vertical
EUT: Residential Cable Gateway	Power: AC 120V/60Hz
Test Mode: Transmit by 802.11ax-HE40 at 5670MHz	

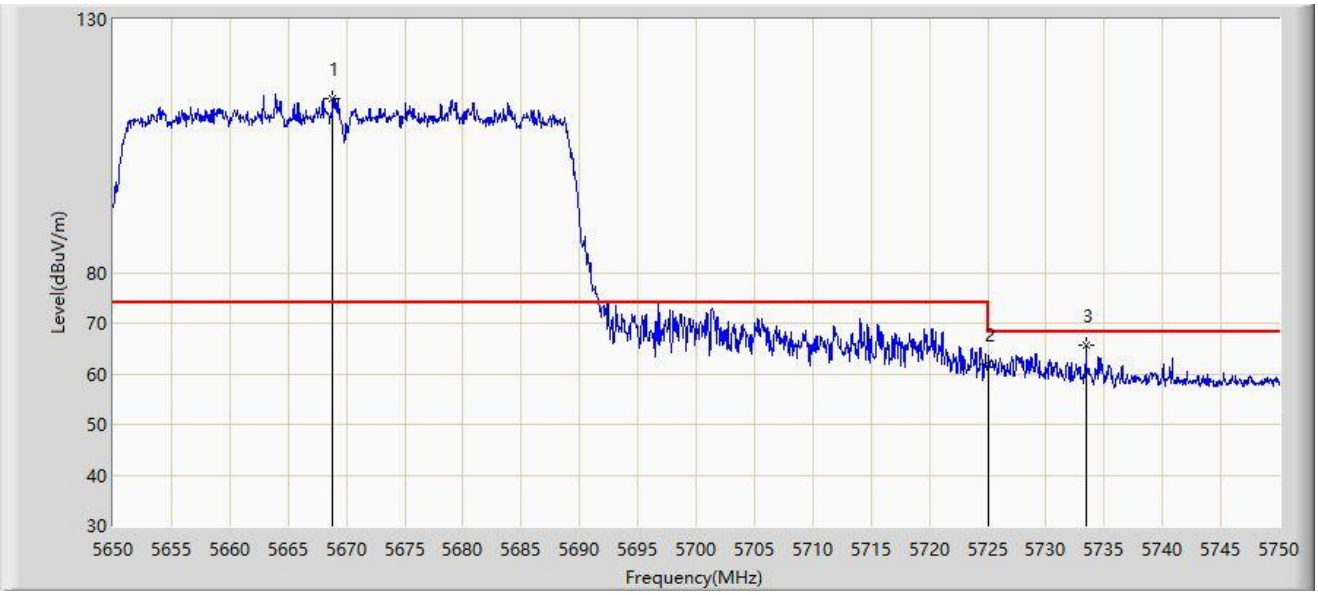

No	Mark	Frequency (MHz)	Measure Level (dBμV/m)	Reading Level (dBμV)	Margin (dB)	Limit (dBμV/m)	Factor (dB/m)	Type
1		5668.850	114.417	109.948	N/A	N/A	4.469	PK
2		5725.000	61.748	57.199	-6.452	68.200	4.549	PK
3	*	5733.450	65.593	60.934	-2.607	68.200	4.659	PK

Note 1: " * ", means this data is the worst emission level.

Note 2: Measure Level (dBμV/m) = Reading Level (dBμV) + Factor (dB/m).

Note 3: Factor (dB/m) = Cable Loss (dB) + Antenna Factor (dB/m) - Pre_Amplifier Gain (dB).

Site: WZ-AC2	Test Date: 2022-06-17
Limit: FCC_5.8G_RE(3m)	Engineer: Lucas Wang
Probe: BBHA9120D_1457_1-18GHz	Polarity: Horizontal
EUT: Residential Cable Gateway	Power: AC 120V/60Hz
Test Mode: Transmit by 802.11ax-HE40 at 5755MHz	

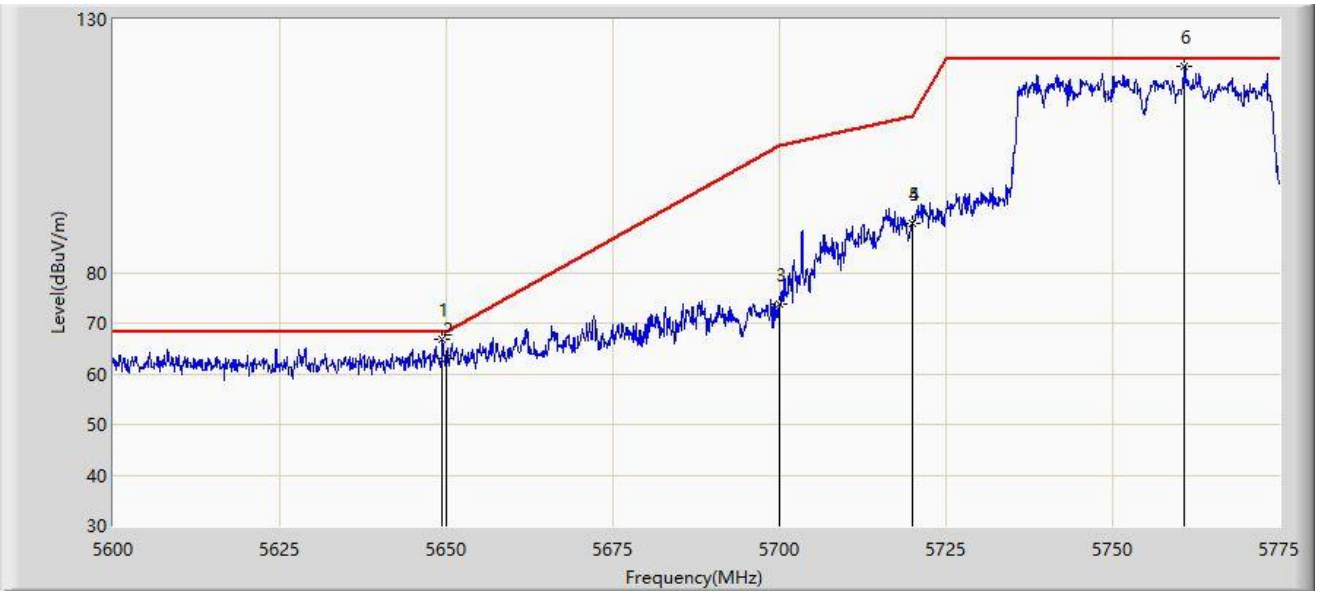

No	Mark	Frequency (MHz)	Measure Level (dBµV/m)	Reading Level (dBµV)	Margin (dB)	Limit (dBµV/m)	Factor (dB/m)	Type
1	*	5649.437	66.739	61.890	-1.461	68.200	4.848	PK
2		5650.000	62.906	58.046	-5.294	68.200	4.859	PK
3		5700.000	73.726	68.669	-31.474	105.200	5.056	PK
4		5720.000	89.663	84.363	-21.137	110.800	5.300	PK
5		5720.000	89.663	84.363	-21.137	110.800	5.300	PK
6		5760.825	120.732	115.416	N/A	N/A	5.316	PK

Note 1: " * ", means this data is the worst emission level.

Note 2: Measure Level (dBµV/m) = Reading Level (dBµV) + Factor (dB/m).

Note 3: Factor (dB/m) = Cable Loss (dB) + Antenna Factor (dB/m) - Pre_Amplifier Gain (dB).

Site: WZ-AC2	Test Date: 2022-06-17
Limit: FCC_5.8G_RE(3m)	Engineer: Lucas Wang
Probe: BBHA9120D_1457_1-18GHz	Polarity: Vertical
EUT: Residential Cable Gateway	Power: AC 120V/60Hz
Test Mode: Transmit by 802.11ax-HE40 at 5755MHz	

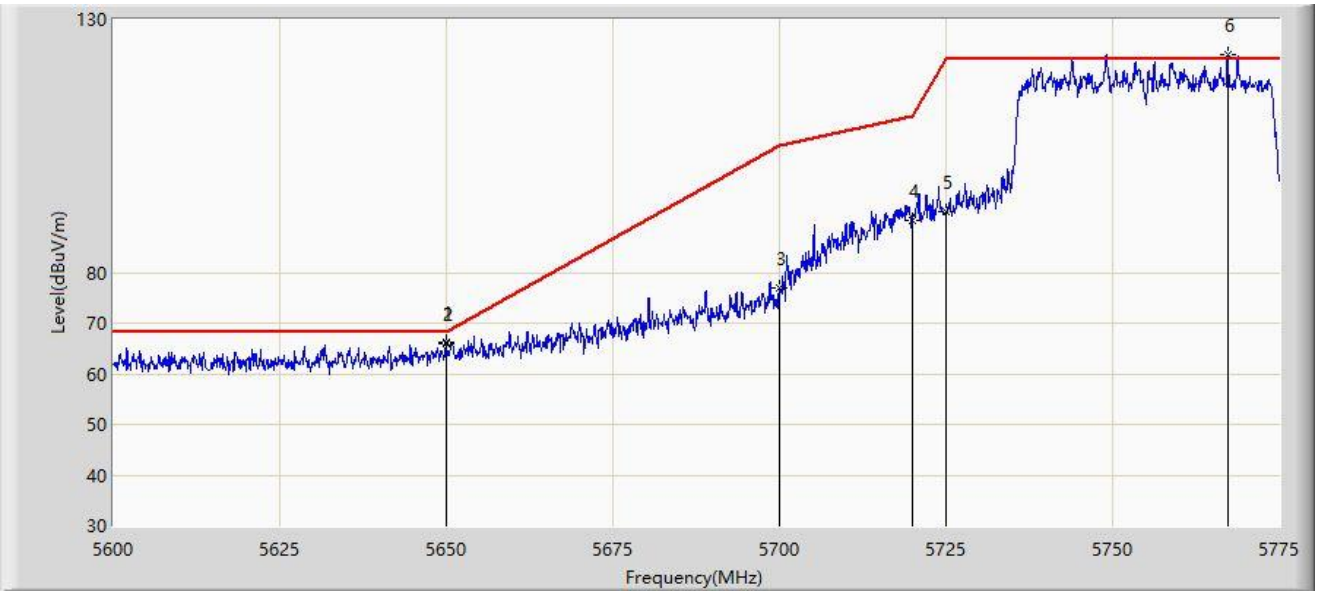

No	Mark	Frequency (MHz)	Measure Level (dBµV/m)	Reading Level (dBµV)	Margin (dB)	Limit (dBµV/m)	Factor (dB/m)	Type
1	*	5649.962	66.338	61.479	-1.862	68.200	4.859	PK
2		5650.000	65.943	61.083	-2.257	68.200	4.859	PK
3		5700.000	76.846	71.789	-28.354	105.200	5.056	PK
4		5720.000	90.298	84.998	-20.502	110.800	5.300	PK
5		5725.000	91.924	86.554	-30.276	122.200	5.370	PK
6		5767.300	122.912	117.566	N/A	N/A	5.346	PK

Note 1: " * ", means this data is the worst emission level.

Note 2: Measure Level (dBµV/m) = Reading Level (dBµV) + Factor (dB/m).

Note 3: Factor (dB/m) = Cable Loss (dB) + Antenna Factor (dB/m) - Pre_Amplifier Gain (dB).

Site: WZ-AC2	Test Date: 2022-06-17
Limit: FCC_5.8G_RE(3m)	Engineer: Lucas Wang
Probe: BBHA9120D_1457_1-18GHz	Polarity: Horizontal
EUT: Residential Cable Gateway	Power: AC 120V/60Hz
Test Mode: Transmit by 802.11ax-HE40 at 5795MHz	

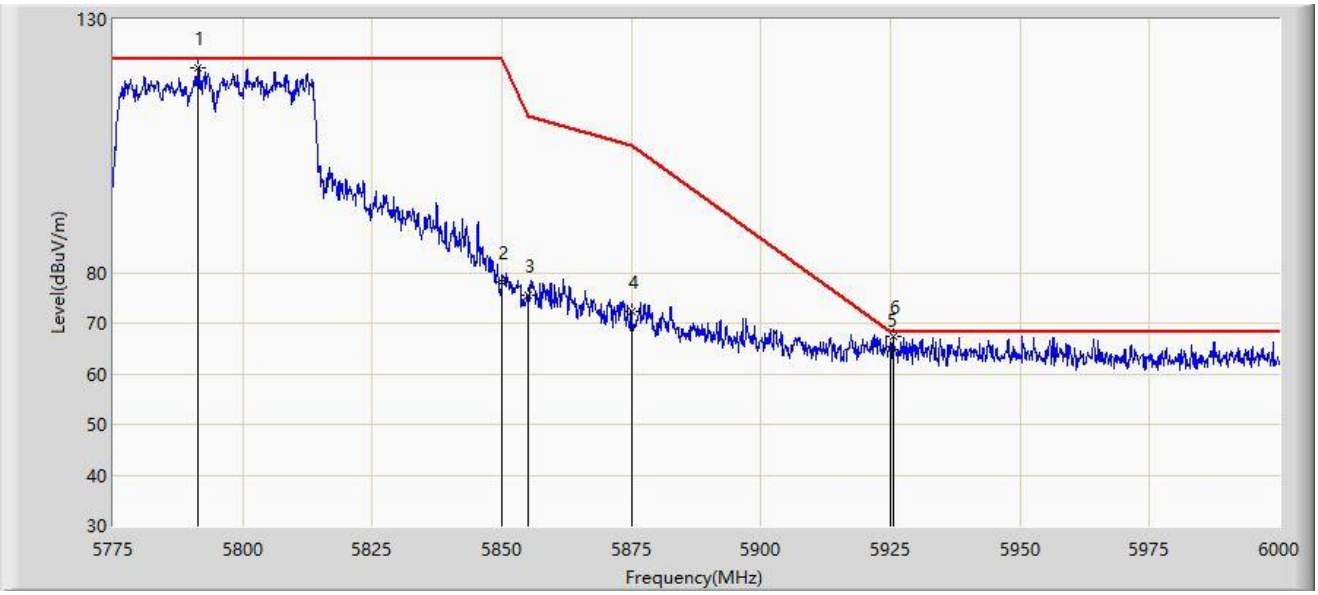

No	Mark	Frequency (MHz)	Measure Level (dBμV/m)	Reading Level (dBμV)	Margin (dB)	Limit (dBμV/m)	Factor (dB/m)	Type
1		5791.425	120.545	114.934	N/A	N/A	5.611	PK
2		5850.000	78.073	72.311	-44.127	122.200	5.763	PK
3		5855.000	75.444	69.673	-35.356	110.800	5.771	PK
4		5875.000	72.364	66.441	-32.836	105.200	5.924	PK
5		5925.000	64.668	58.643	-3.532	68.200	6.025	PK
6	*	5925.525	67.470	61.435	-0.730	68.200	6.034	PK

Note 1: " * ", means this data is the worst emission level.

Note 2: Measure Level (dBμV/m) = Reading Level (dBμV) + Factor (dB/m).

Note 3: Factor (dB/m) = Cable Loss (dB) + Antenna Factor (dB/m) - Pre_Amplifier Gain (dB).

Site: WZ-AC2	Time: 2022/06/17 - 00:33
Limit: FCC_5.8G_RE(3m)	Engineer: Lucas Wang
Probe: BBHA9120D_1457_1-18GHz	Polarity: Vertical
EUT: Residential Cable Gateway	Power: AC 120V/60Hz
Test Mode: Transmit by 802.11ax-HE40 at 5795MHz	

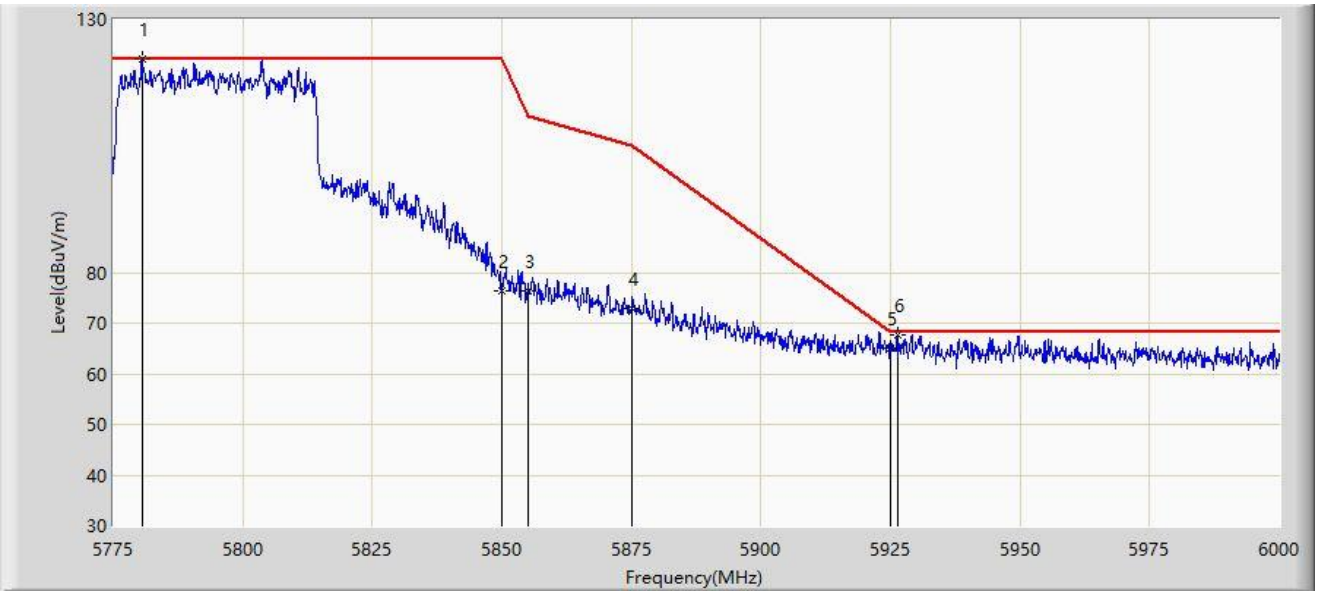

No	Mark	Frequency (MHz)	Measure Level (dBµV/m)	Reading Level (dBµV)	Margin (dB)	Limit (dBµV/m)	Factor (dB/m)	Type
1		5780.513	122.136	116.677	N/A	N/A	5.460	PK
2		5850.000	76.354	70.592	-45.846	122.200	5.763	PK
3		5855.000	76.395	70.624	-34.405	110.800	5.771	PK
4		5875.000	73.029	67.106	-32.171	105.200	5.924	PK
5		5925.000	65.046	59.021	-3.154	68.200	6.025	PK
6	*	5926.312	67.699	61.650	-0.501	68.200	6.049	PK

Note 1: " * ", means this data is the worst emission level.

Note 2: Measure Level (dBµV/m) = Reading Level (dBµV) + Factor (dB/m).

Note 3: Factor (dB/m) = Cable Loss (dB) + Antenna Factor (dB/m) - Pre_Amplifier Gain (dB).

Site: WZ-AC1	Test Date: 2022-06-20
Limit: FCC_5G_RE(3m)	Engineer: Charles Zhang
Probe: BBHA9120D_1457_1-18GHz-AC2	Polarity: Horizontal
EUT: Residential Cable Gateway	Power: AC 120V/60Hz
Test Mode: Transmit by 802.11ax-HE80 at 5210MHz	

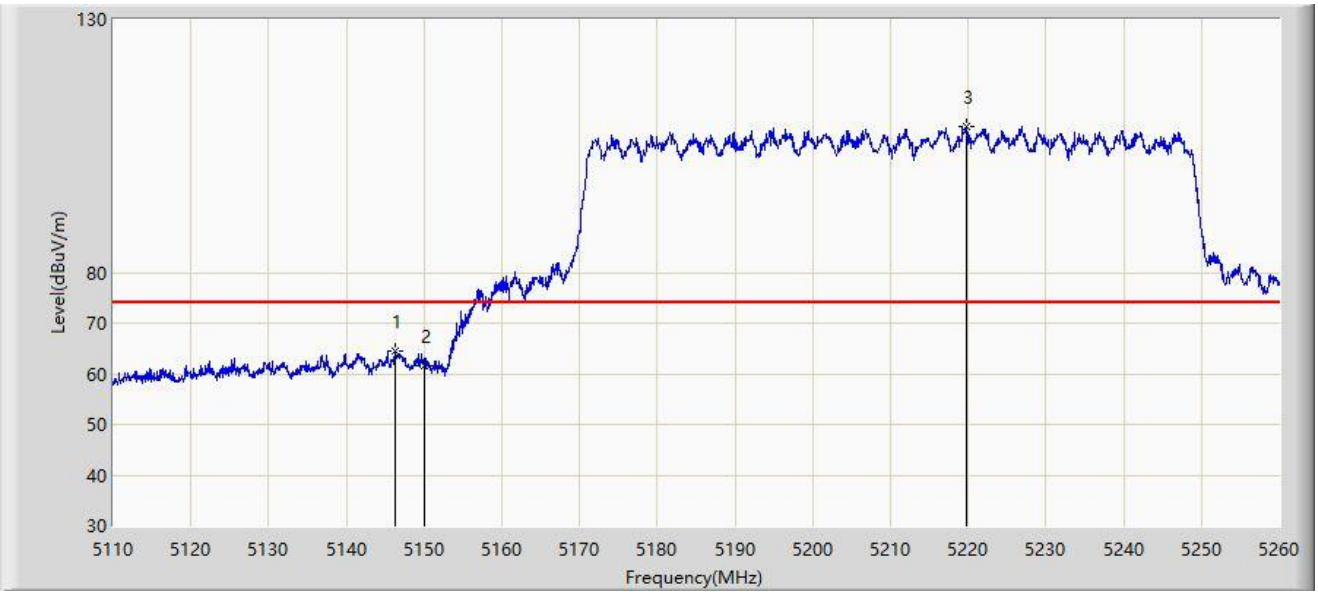

No	Mark	Frequency (MHz)	Measure Level (dBμV/m)	Reading Level (dBμV)	Margin (dB)	Limit (dBμV/m)	Factor (dB/m)	Type
1	*	5146.300	64.450	60.700	-9.550	74.000	3.750	PK
2		5150.000	61.480	57.726	-12.520	74.000	3.753	PK
3		5219.725	108.741	105.256	N/A	N/A	3.484	PK

Note 1: " * ", means this data is the worst emission level.

Note 2: Measure Level (dBμV/m) = Reading Level (dBμV) + Factor (dB/m).

Note 3: Factor (dB/m) = Cable Loss (dB) + Antenna Factor (dB/m) - Pre_Amplifier Gain (dB).

Site: WZ-AC1	Test Date: 2022-06-20
Limit: FCC_5G_RE(3m)	Engineer: Charles Zhang
Probe: BBHA9120D_1457_1-18GHz-AC2	Polarity: Horizontal
EUT: Residential Cable Gateway	Power: AC 120V/60Hz
Test Mode: Transmit by 802.11ax-HE80 at 5210MHz	

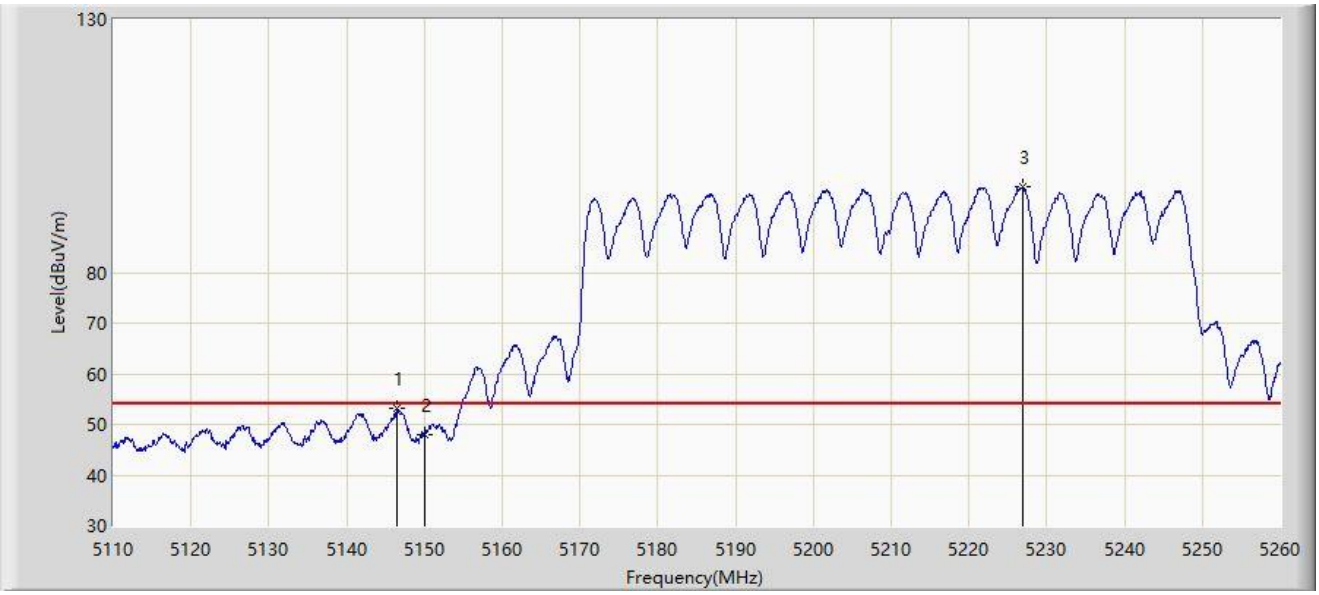

No	Mark	Frequency (MHz)	Measure Level (dBµV/m)	Reading Level (dBµV)	Margin (dB)	Limit (dBµV/m)	Factor (dB/m)	Type
1	*	5146.450	53.051	49.300	-0.949	54.000	3.750	AV
2		5150.000	48.072	44.318	-5.928	54.000	3.753	AV
3		5226.925	96.931	93.419	N/A	N/A	3.512	AV

Note 1: " * ", means this data is the worst emission level.

Note 2: Measure Level (dBµV/m) = Reading Level (dBµV) + Factor (dB/m).

Note 3: Factor (dB/m) = Cable Loss (dB) + Antenna Factor (dB/m) - Pre_Amplifier Gain (dB).

Site: WZ-AC1	Test Date: 2022-06-20
Limit: FCC_5G_RE(3m)	Engineer: Charles Zhang
Probe: BBHA9120D_1457_1-18GHz-AC2	Polarity: Vertical
EUT: Residential Cable Gateway	Power: AC 120V/60Hz
Test Mode: Transmit by 802.11ax-HE80 at 5210MHz	

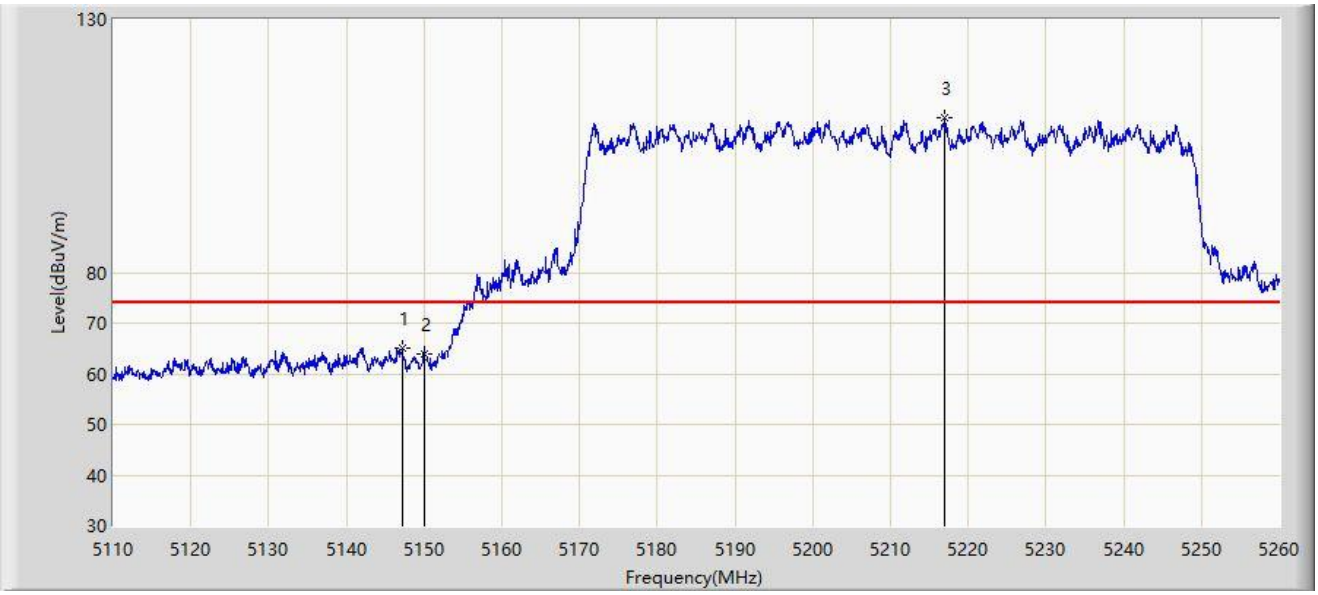

No	Mark	Frequency (MHz)	Measure Level (dBμV/m)	Reading Level (dBμV)	Margin (dB)	Limit (dBμV/m)	Factor (dB/m)	Type
1	*	5147.200	65.152	61.397	-8.848	74.000	3.756	PK
2		5150.000	63.884	60.130	-10.116	74.000	3.753	PK
3		5216.950	110.500	107.018	N/A	N/A	3.482	PK

Note 1: " * ", means this data is the worst emission level.

Note 2: Measure Level (dBμV/m) = Reading Level (dBμV) + Factor (dB/m).

Note 3: Factor (dB/m) = Cable Loss (dB) + Antenna Factor (dB/m) - Pre_Amplifier Gain (dB).

Site: WZ-AC1	Test Date: 2022-06-20
Limit: FCC_5G_RE(3m)	Engineer: Charles Zhang
Probe: BBHA9120D_1457_1-18GHz-AC2	Polarity: Vertical
EUT: Residential Cable Gateway	Power: AC 120V/60Hz
Test Mode: Transmit by 802.11ax-HE80 at 5210MHz	

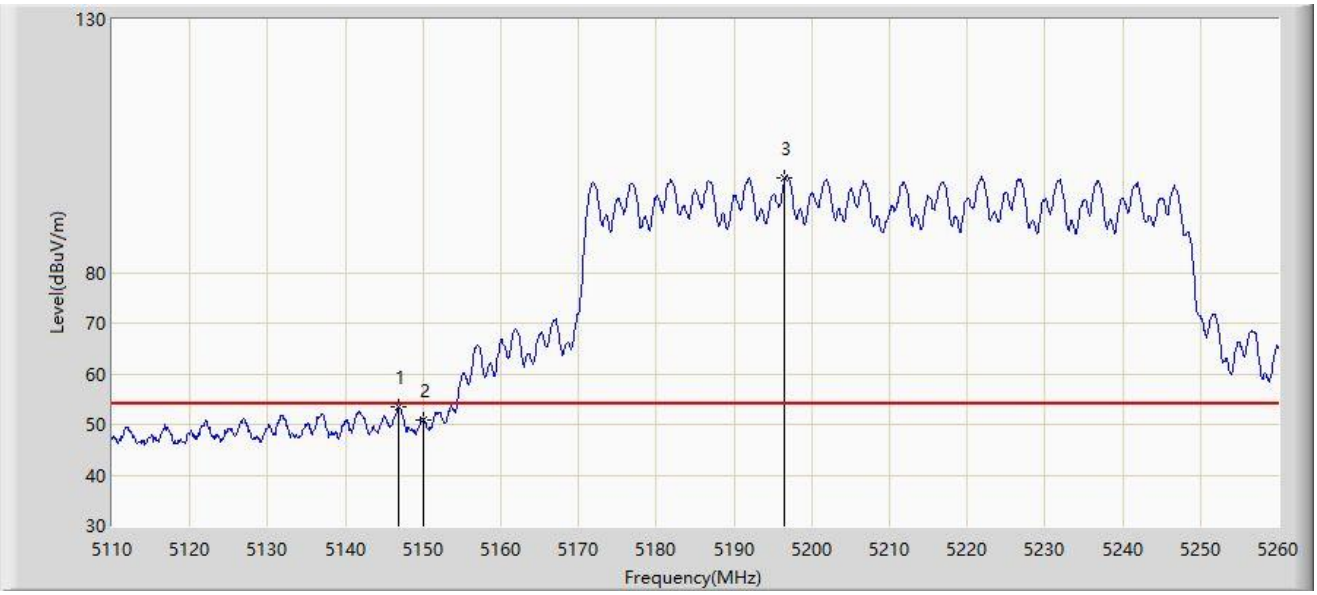

No	Mark	Frequency (MHz)	Measure Level (dBμV/m)	Reading Level (dBμV)	Margin (dB)	Limit (dBμV/m)	Factor (dB/m)	Type
1	*	5146.825	53.457	49.704	-0.543	54.000	3.753	AV
2		5150.000	51.010	47.256	-2.990	54.000	3.753	AV
3		5196.550	98.831	95.378	N/A	N/A	3.453	AV

Note 1: " * ", means this data is the worst emission level.

Note 2: Measure Level (dBμV/m) = Reading Level (dBμV) + Factor (dB/m).

Note 3: Factor (dB/m) = Cable Loss (dB) + Antenna Factor (dB/m) - Pre_Amplifier Gain (dB).

Site: WZ-AC1	Test Date: 2022-06-22
Limit: FCC_5G_RE(3m)	Engineer: Charles Zhang
Probe: BBHA9120D_1167_1-18GHz	Polarity: Horizontal
EUT: Residential Cable Gateway	Power: AC 120V/60Hz
Test Mode: Transmit by 802.11ax-HE80 at 5290MHz	

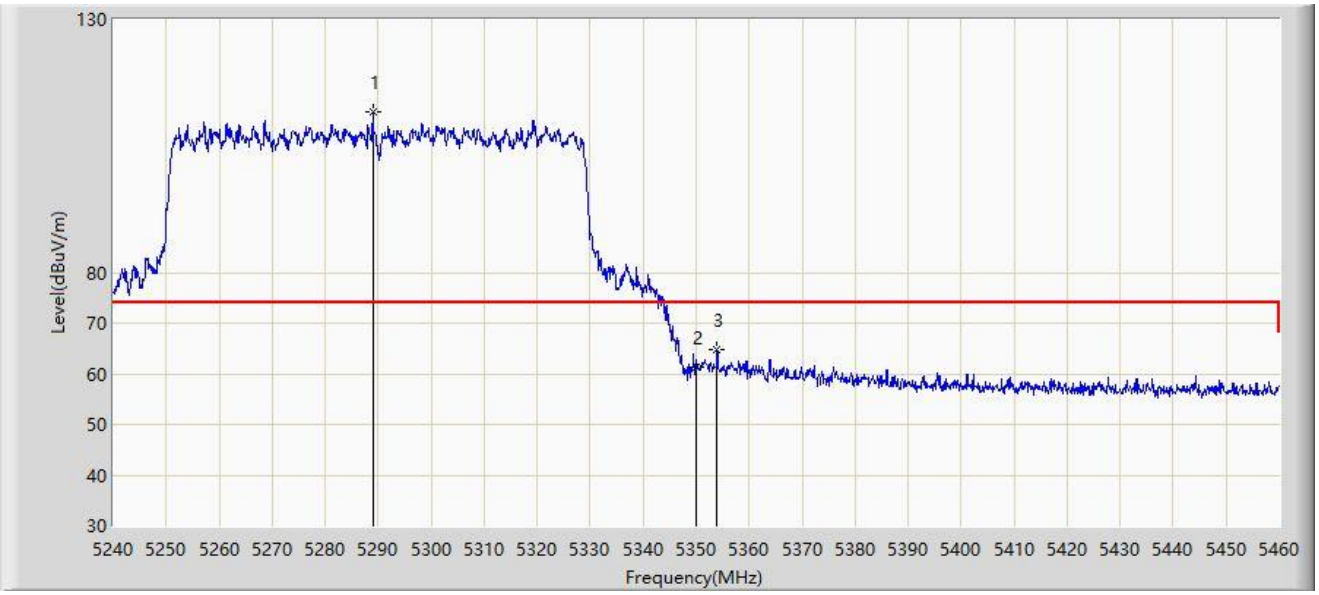

No	Mark	Frequency (MHz)	Measure Level (dBμV/m)	Reading Level (dBμV)	Margin (dB)	Limit (dBμV/m)	Factor (dB/m)	Type
1		5288.950	111.763	107.826	N/A	N/A	3.936	PK
2		5350.000	61.301	57.364	-12.699	74.000	3.937	PK
3	*	5353.960	64.829	60.943	-9.171	74.000	3.886	PK

Note 1: " * ", means this data is the worst emission level.

Note 2: Measure Level (dBμV/m) = Reading Level (dBμV) + Factor (dB/m).

Note 3: Factor (dB/m) = Cable Loss (dB) + Antenna Factor (dB/m) - Pre_Amplifier Gain (dB).

Site: WZ-AC1	Test Date: 2022-06-22
Limit: FCC_5G_RE(3m)	Engineer: Charles Zhang
Probe: BBHA9120D_1167_1-18GHz	Polarity: Horizontal
EUT: Residential Cable Gateway	Power: AC 120V/60Hz
Test Mode: Transmit by 802.11ax-HE80 at 5290MHz	

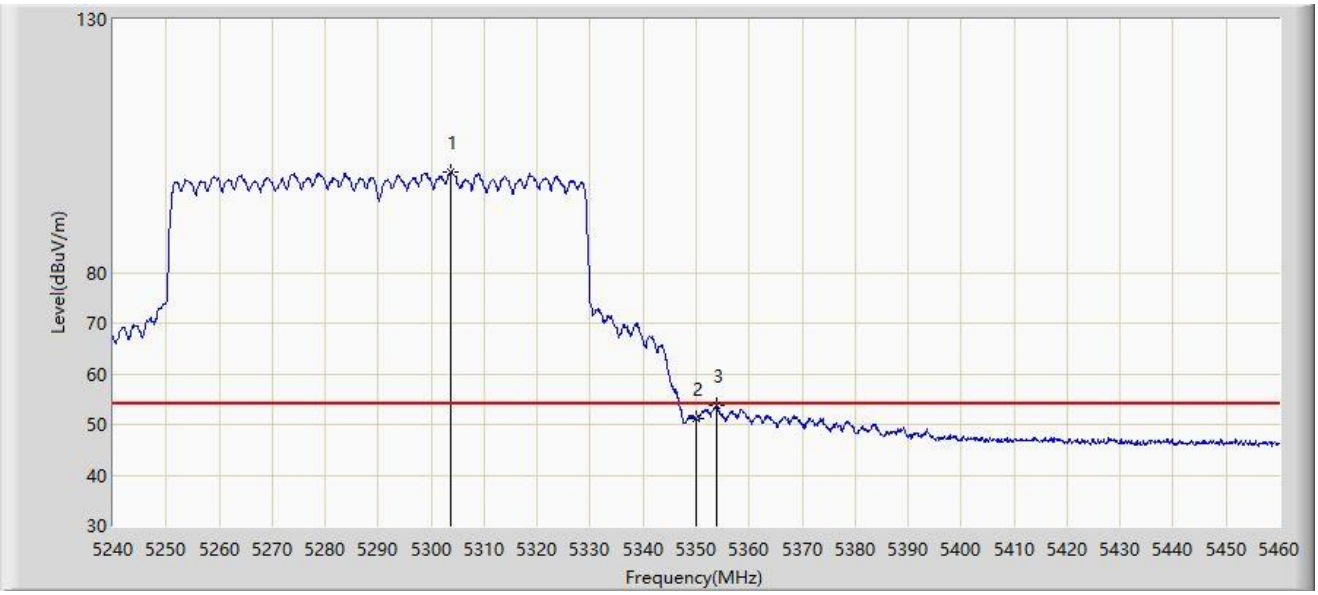

No	Mark	Frequency (MHz)	Measure Level (dBμV/m)	Reading Level (dBμV)	Margin (dB)	Limit (dBμV/m)	Factor (dB/m)	Type
1		5303.800	99.772	95.760	N/A	N/A	4.012	AV
2		5350.000	51.160	47.223	-2.840	54.000	3.937	AV
3	*	5353.960	53.699	49.813	-0.301	54.000	3.886	AV

Note 1: " * ", means this data is the worst emission level.

Note 2: Measure Level (dBμV/m) = Reading Level (dBμV) + Factor (dB/m).

Note 3: Factor (dB/m) = Cable Loss (dB) + Antenna Factor (dB/m) - Pre_Amplifier Gain (dB).

Site: WZ-AC1	Test Date: 2022-06-22
Limit: FCC_5G_RE(3m)	Engineer: Charles Zhang
Probe: BBHA9120D_1167_1-18GHz	Polarity: Vertical
EUT: Residential Cable Gateway	Power: AC 120V/60Hz
Test Mode: Transmit by 802.11ax-HE80 at 5290MHz	

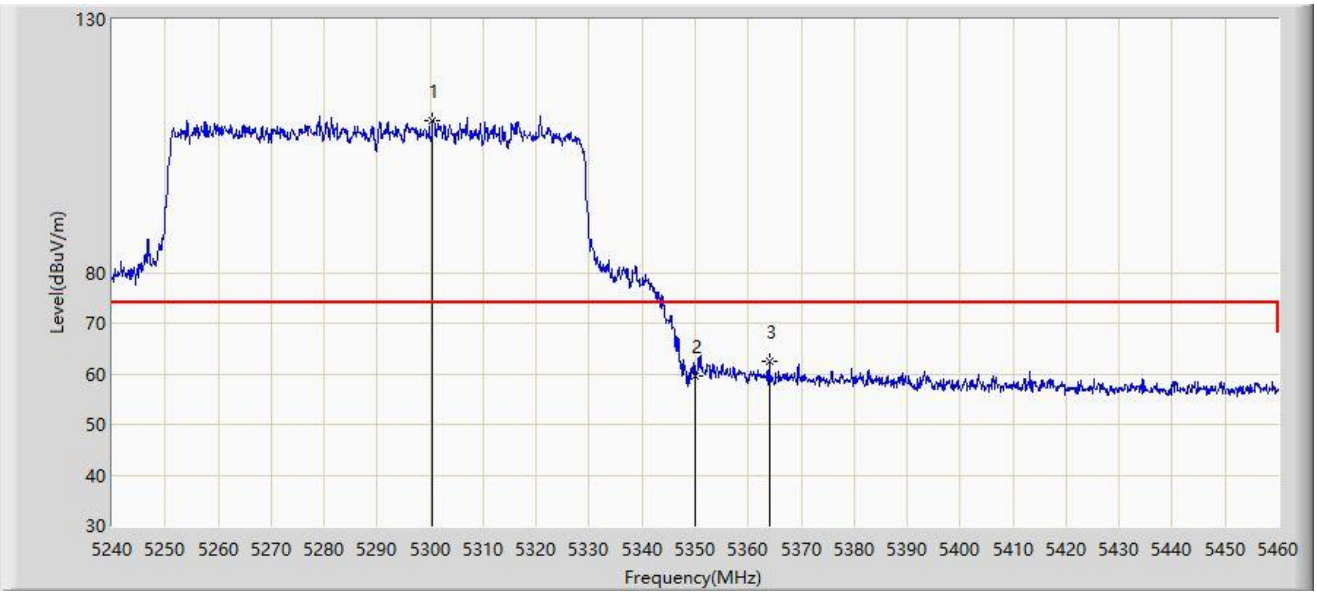

No	Mark	Frequency (MHz)	Measure Level (dBμV/m)	Reading Level (dBμV)	Margin (dB)	Limit (dBμV/m)	Factor (dB/m)	Type
1		5300.500	110.061	106.055	N/A	N/A	4.006	PK
2		5350.000	59.522	55.585	-14.478	74.000	3.937	PK
3	*	5364.080	62.463	58.639	-11.537	74.000	3.824	PK

Note 1: " * ", means this data is the worst emission level.

Note 2: Measure Level (dBμV/m) = Reading Level (dBμV) + Factor (dB/m).

Note 3: Factor (dB/m) = Cable Loss (dB) + Antenna Factor (dB/m) - Pre_Amplifier Gain (dB).

Site: WZ-AC1	Test Date: 2022-06-22
Limit: FCC_5G_RE(3m)	Engineer: Charles Zhang
Probe: BBHA9120D_1167_1-18GHz	Polarity: Vertical
EUT: Residential Cable Gateway	Power: AC 120V/60Hz
Test Mode: Transmit by 802.11ax-HE80 at 5290MHz	

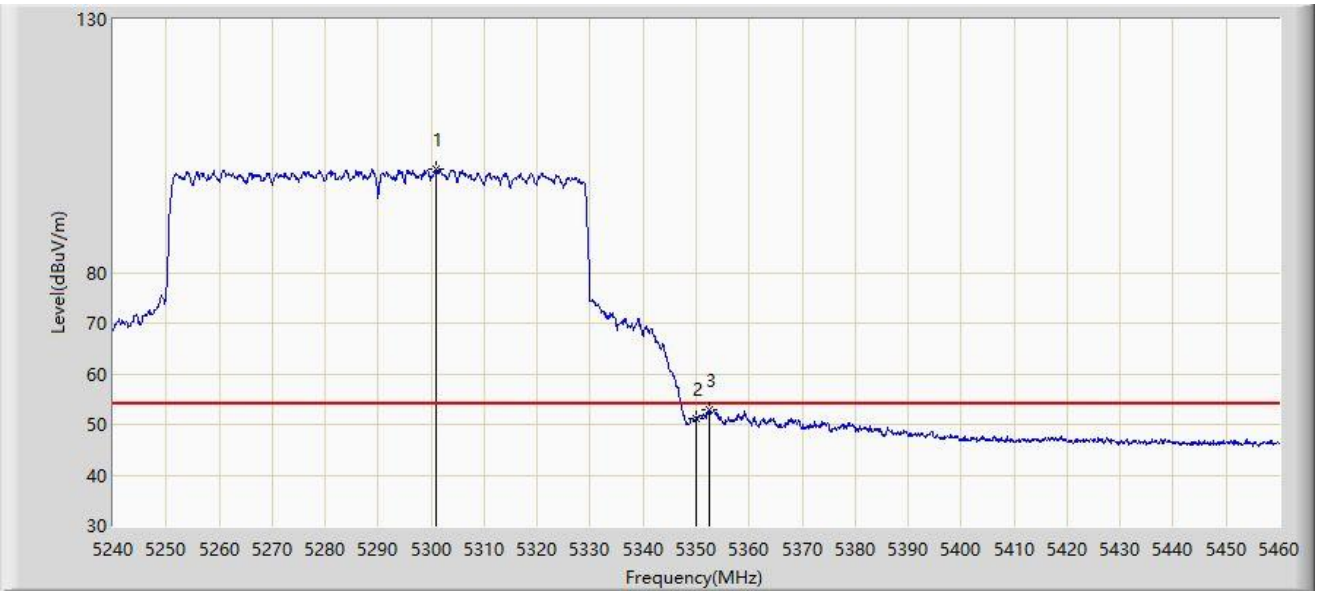

No	Mark	Frequency (MHz)	Measure Level (dBµV/m)	Reading Level (dBµV)	Margin (dB)	Limit (dBµV/m)	Factor (dB/m)	Type
1		5300.830	100.379	96.373	N/A	N/A	4.006	AV
2		5350.000	51.093	47.156	-2.907	54.000	3.937	AV
3	*	5352.420	52.854	48.958	-1.146	54.000	3.896	AV

Note 1: " * ", means this data is the worst emission level.

Note 2: Measure Level (dBµV/m) = Reading Level (dBµV) + Factor (dB/m).

Note 3: Factor (dB/m) = Cable Loss (dB) + Antenna Factor (dB/m) - Pre_Amplifier Gain (dB).

Site: WZ-AC1	Test Date: 2022-06-25
Limit: FCC_5G_RE(3m)	Engineer: Charles Zhang
Probe: BBHA9120D_1167_1-18GHz	Polarity: Horizontal
EUT: Residential Cable Gateway	Power: AC 120V/60Hz
Test Mode: Transmit by 802.11ax-HE80 at 5530MHz	

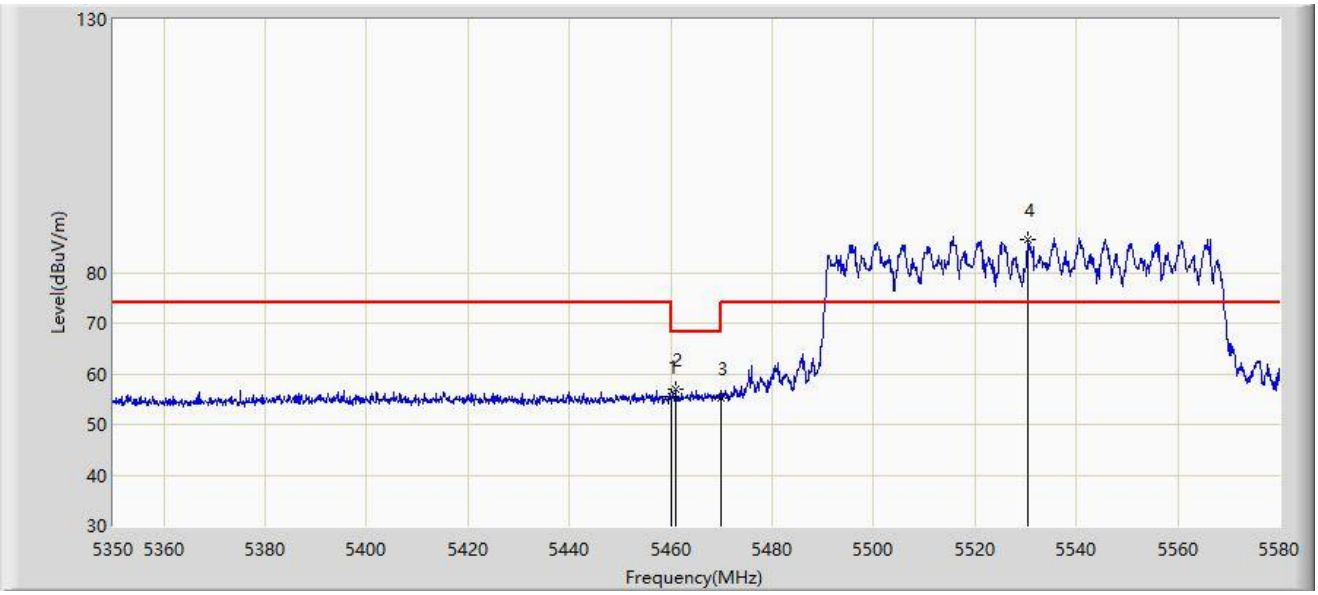

No	Mark	Frequency (MHz)	Measure Level (dBμV/m)	Reading Level (dBμV)	Margin (dB)	Limit (dBμV/m)	Factor (dB/m)	Type
1		5460.000	55.484	51.552	-18.516	74.000	3.932	PK
2	*	5461.090	56.897	52.960	-11.303	68.200	3.938	PK
3		5470.000	55.180	51.198	-13.020	68.200	3.982	PK
4		5530.550	86.545	82.658	N/A	N/A	3.887	PK

Note 1: " * ", means this data is the worst emission level.

Note 2: Measure Level (dBμV/m) = Reading Level (dBμV) + Factor (dB/m).

Note 3: Factor (dB/m) = Cable Loss (dB) + Antenna Factor (dB/m) - Pre_Amplifier Gain (dB).

Site: WZ-AC1	Test Date: 2022-06-25
Limit: FCC_5G_RE(3m)	Engineer: Charles Zhang
Probe: BBHA9120D_1167_1-18GHz	Polarity: Horizontal
EUT: Residential Cable Gateway	Power: AC 120V/60Hz
Test Mode: Transmit by 802.11ax-HE80 at 5530MHz	

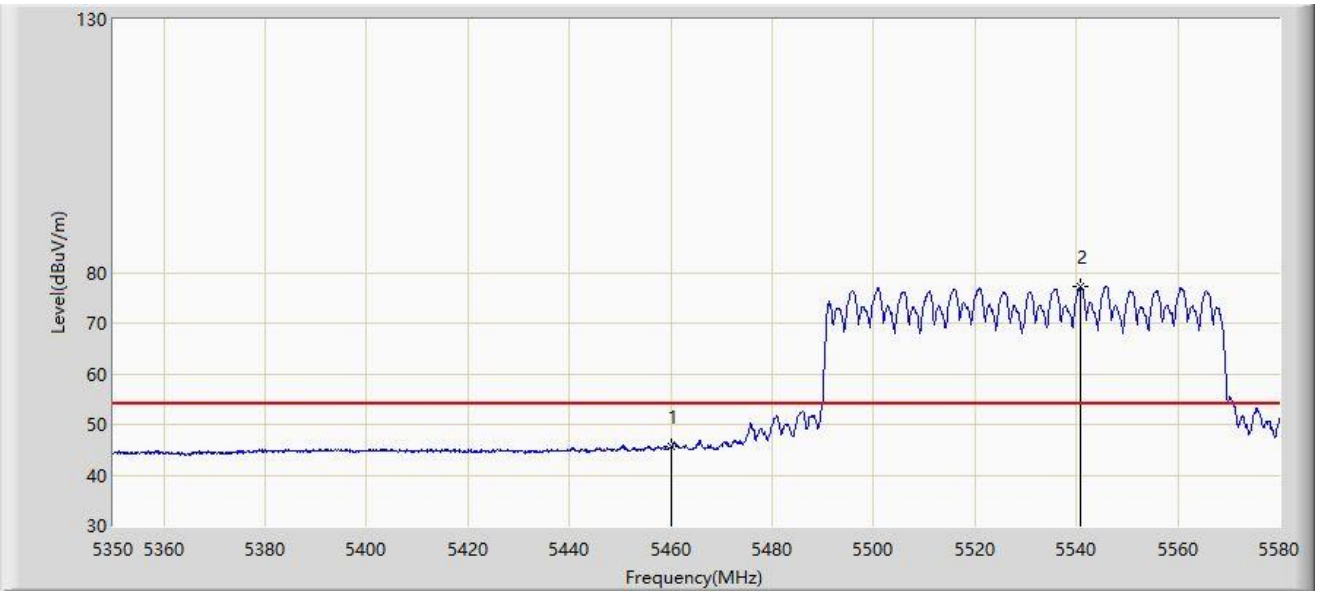

No	Mark	Frequency (MHz)	Measure Level (dBµV/m)	Reading Level (dBµV)	Margin (dB)	Limit (dBµV/m)	Factor (dB/m)	Type
1	*	5460.000	45.591	41.659	-8.409	54.000	3.932	AV
2		5540.785	77.144	73.208	N/A	N/A	3.936	AV

Note 1: " * ", means this data is the worst emission level.

Note 2: Measure Level (dBµV/m) = Reading Level (dBµV) + Factor (dB/m).

Note 3: Factor (dB/m) = Cable Loss (dB) + Antenna Factor (dB/m) - Pre_Amplifier Gain (dB).

Site: WZ-AC1	Test Date: 2022-06-25
Limit: FCC_5G_RE(3m)	Engineer: Charles Zhang
Probe: BBHA9120D_1167_1-18GHz	Polarity: Vertical
EUT: Residential Cable Gateway	Power: AC 120V/60Hz
Test Mode: Transmit by 802.11ax-HE80 at 5530MHz	

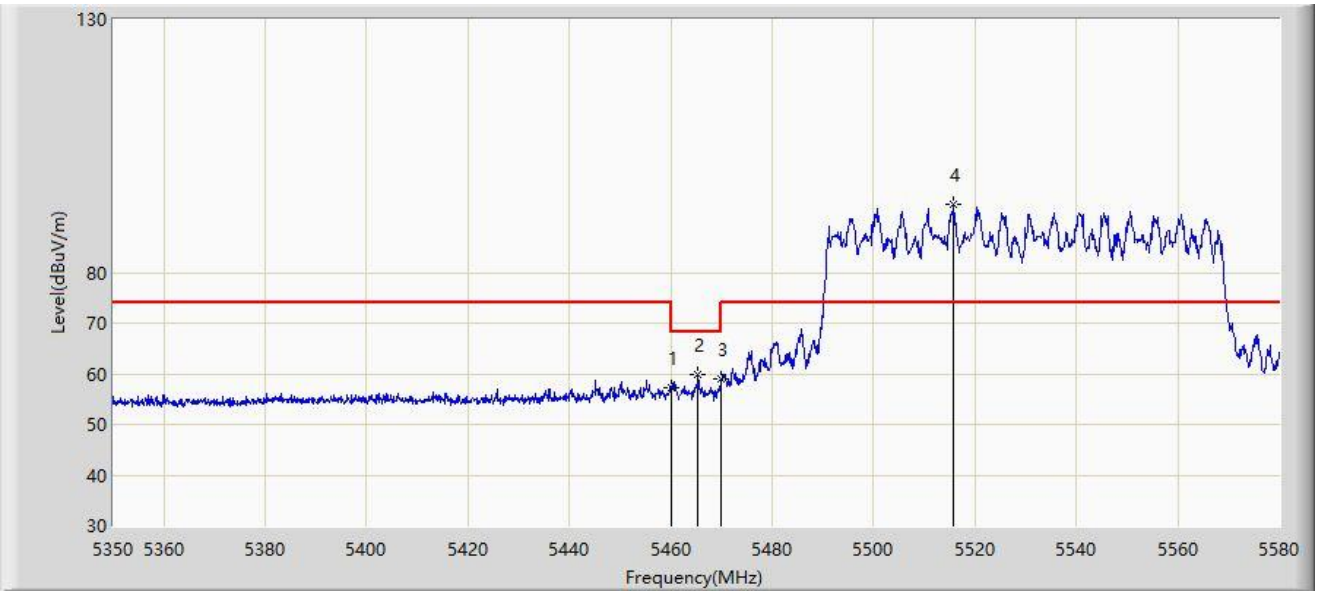

No	Mark	Frequency (MHz)	Measure Level (dBμV/m)	Reading Level (dBμV)	Margin (dB)	Limit (dBμV/m)	Factor (dB/m)	Type
1		5460.000	57.310	53.378	-16.690	74.000	3.932	PK
2	*	5465.345	59.801	55.842	-8.399	68.200	3.958	PK
3		5470.000	58.959	54.977	-9.241	68.200	3.982	PK
4		5515.715	93.562	89.548	N/A	N/A	4.014	PK

Note 1: " * ", means this data is the worst emission level.

Note 2: Measure Level (dBμV/m) = Reading Level (dBμV) + Factor (dB/m).

Note 3: Factor (dB/m) = Cable Loss (dB) + Antenna Factor (dB/m) - Pre_Amplifier Gain (dB).

Site: WZ-AC1	Test Date: 2022-06-25
Limit: FCC_5G_RE(3m)	Engineer: Charles Zhang
Probe: BBHA9120D_1167_1-18GHz	Polarity: Vertical
EUT: Residential Cable Gateway	Power: AC 120V/60Hz
Test Mode: Transmit by 802.11ax-HE80 at 5530MHz	

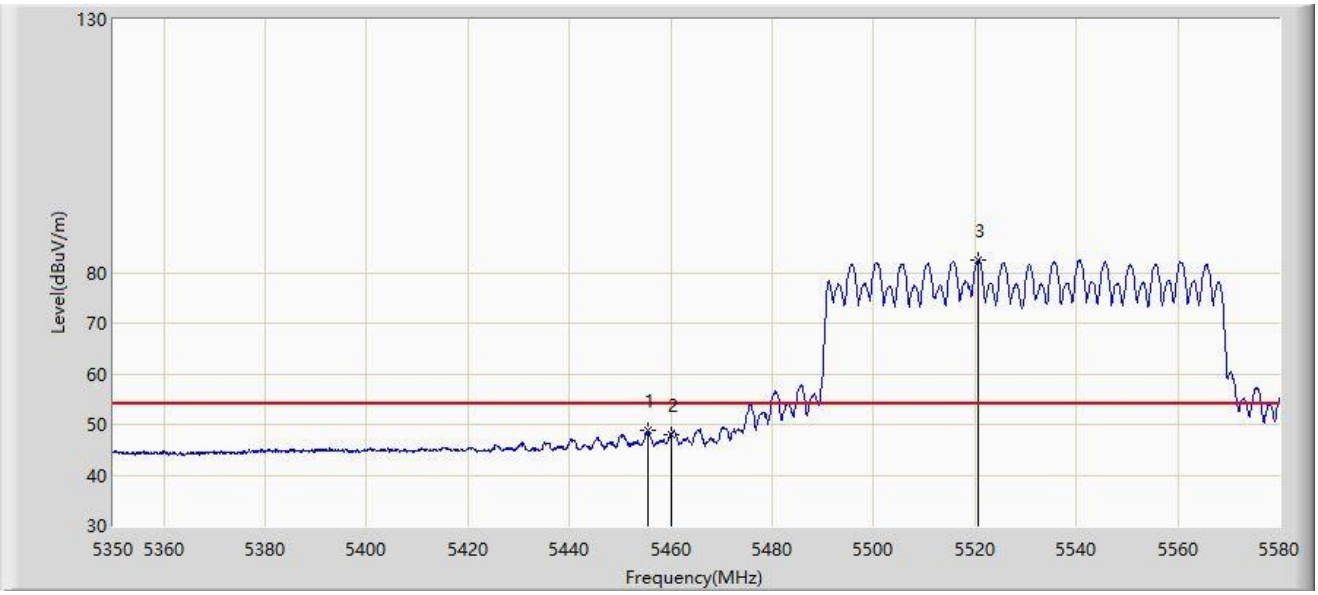

No	Mark	Frequency (MHz)	Measure Level (dBµV/m)	Reading Level (dBµV)	Margin (dB)	Limit (dBµV/m)	Factor (dB/m)	Type
1	*	5455.570	48.840	44.947	-5.160	54.000	3.893	AV
2		5460.000	47.956	44.024	-6.044	54.000	3.932	AV
3		5520.545	82.388	78.427	N/A	N/A	3.961	AV

Note 1: " * ", means this data is the worst emission level.

Note 2: Measure Level (dBµV/m) = Reading Level (dBµV) + Factor (dB/m).

Note 3: Factor (dB/m) = Cable Loss (dB) + Antenna Factor (dB/m) - Pre_Amplifier Gain (dB).

Site: WZ-AC2	Test Date: 2022-06-17
Limit: FCC_5.8G_RE(3m)	Engineer: Lucas Wang
Probe: BBHA9120D_1457_1-18GHz	Polarity: Horizontal
EUT: Residential Cable Gateway	Power: AC 120V/60Hz
Test Mode: Transmit by 802.11ax-HE80 at 5775MHz	

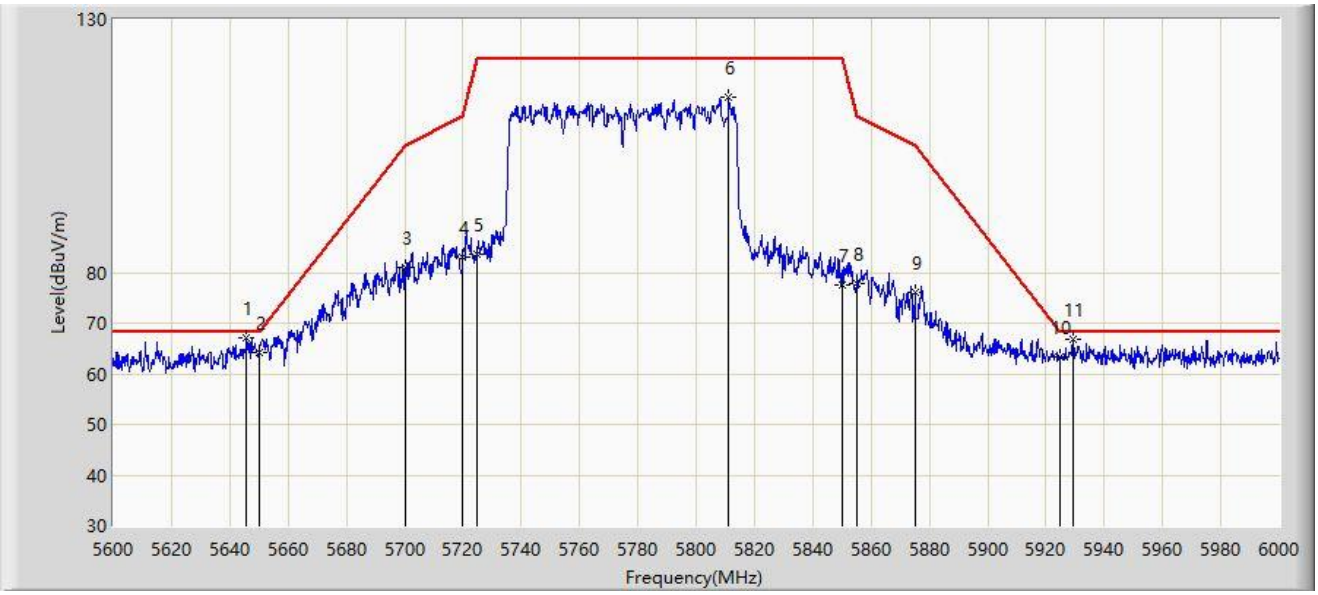

No	Mark	Frequency (MHz)	Measure Level (dBµV/m)	Reading Level (dBµV)	Margin (dB)	Limit (dBµV/m)	Factor (dB/m)	Type
1	*	5645.800	66.999	62.220	-1.201	68.200	4.779	PK
2		5650.000	64.276	59.416	-3.924	68.200	4.859	PK
3		5700.000	81.108	76.051	-24.092	105.200	5.056	PK
4		5720.000	83.024	77.724	-27.776	110.800	5.300	PK
5		5725.000	83.562	78.192	-38.638	122.200	5.370	PK
6		5811.200	114.551	108.886	N/A	N/A	5.665	PK
7		5850.000	77.626	71.864	-44.574	122.200	5.763	PK
8		5855.000	77.730	71.959	-33.070	110.800	5.771	PK
9		5875.000	75.980	70.057	-29.220	105.200	5.924	PK
10		5925.000	63.194	57.169	-5.006	68.200	6.025	PK
11		5929.200	66.951	60.847	-1.249	68.200	6.103	PK

Note 1: " * ", means this data is the worst emission level.

Note 2: Measure Level (dBµV/m) = Reading Level (dBµV) + Factor (dB/m).

Note 3: Factor (dB/m) = Cable Loss (dB) + Antenna Factor (dB/m) - Pre_Amplifier Gain (dB).

Site: WZ-AC2	Test Date: 2022-06-17
Limit: FCC_5.8G_RE(3m)	Engineer: Lucas Wang
Probe: BBHA9120D_1457_1-18GHz	Polarity: Vertical
EUT: Residential Cable Gateway	Power: AC 120V/60Hz
Test Mode: Transmit by 802.11ax-HE80 at 5775MHz	

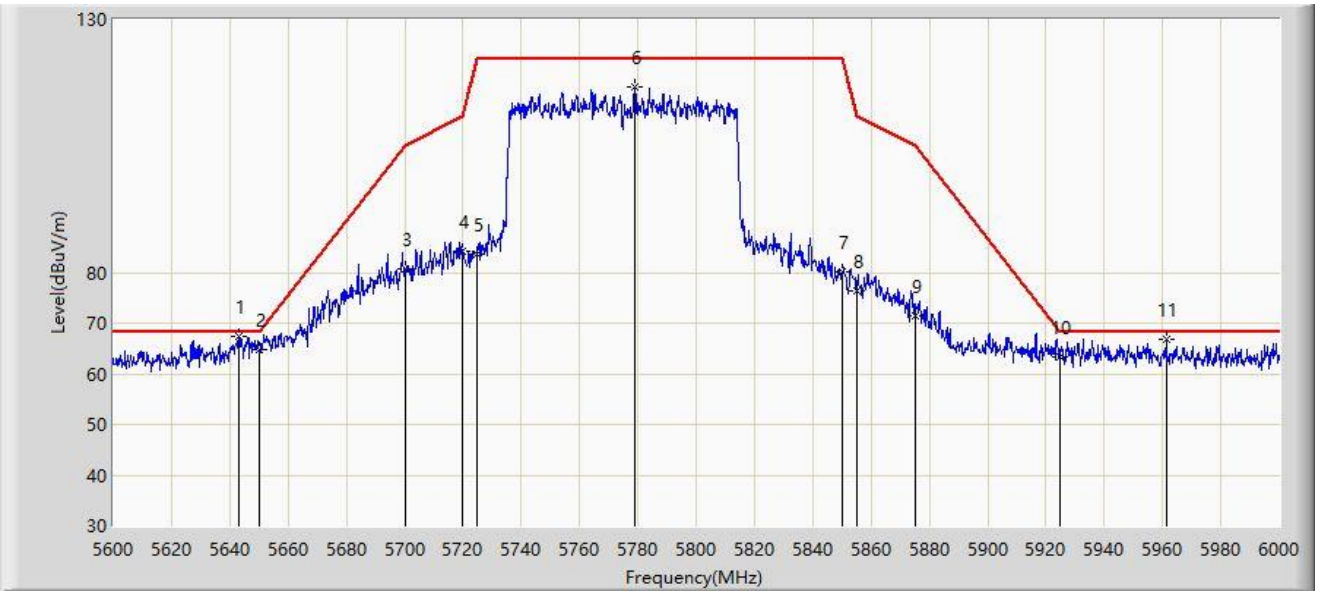

No	Mark	Frequency (MHz)	Measure Level (dBµV/m)	Reading Level (dBµV)	Margin (dB)	Limit (dBµV/m)	Factor (dB/m)	Type
1	*	5643.000	67.279	62.555	-0.921	68.200	4.725	PK
2		5650.000	64.649	59.789	-3.551	68.200	4.859	PK
3		5700.000	80.840	75.783	-24.360	105.200	5.056	PK
4		5720.000	84.184	78.884	-26.616	110.800	5.300	PK
5		5725.000	83.756	78.386	-38.444	122.200	5.370	PK
6		5779.000	116.529	111.091	N/A	N/A	5.437	PK
7		5850.000	80.090	74.328	-42.110	122.200	5.763	PK
8		5855.000	76.468	70.697	-34.332	110.800	5.771	PK
9		5875.000	71.500	65.577	-33.700	105.200	5.924	PK
10		5925.000	63.274	57.249	-4.926	68.200	6.025	PK
11		5961.200	66.805	60.678	-1.395	68.200	6.127	PK

Note 1: " * ", means this data is the worst emission level.

Note 2: Measure Level (dBµV/m) = Reading Level (dBµV) + Factor (dB/m).

Note 3: Factor (dB/m) = Cable Loss (dB) + Antenna Factor (dB/m) - Pre_Amplifier Gain (dB).

Site: WZ-AC2	Test Date: 2022-06-17
Limit: FCC_5G_RE(3m)	Engineer: Lucas Wang
Probe: BBHA9120D_1457_1-18GHz	Polarity: Horizontal
EUT: Residential Cable Gateway	Power: AC 120V/60Hz
Test Mode: Transmit by 802.11ax-HE160 at 5250MHz	

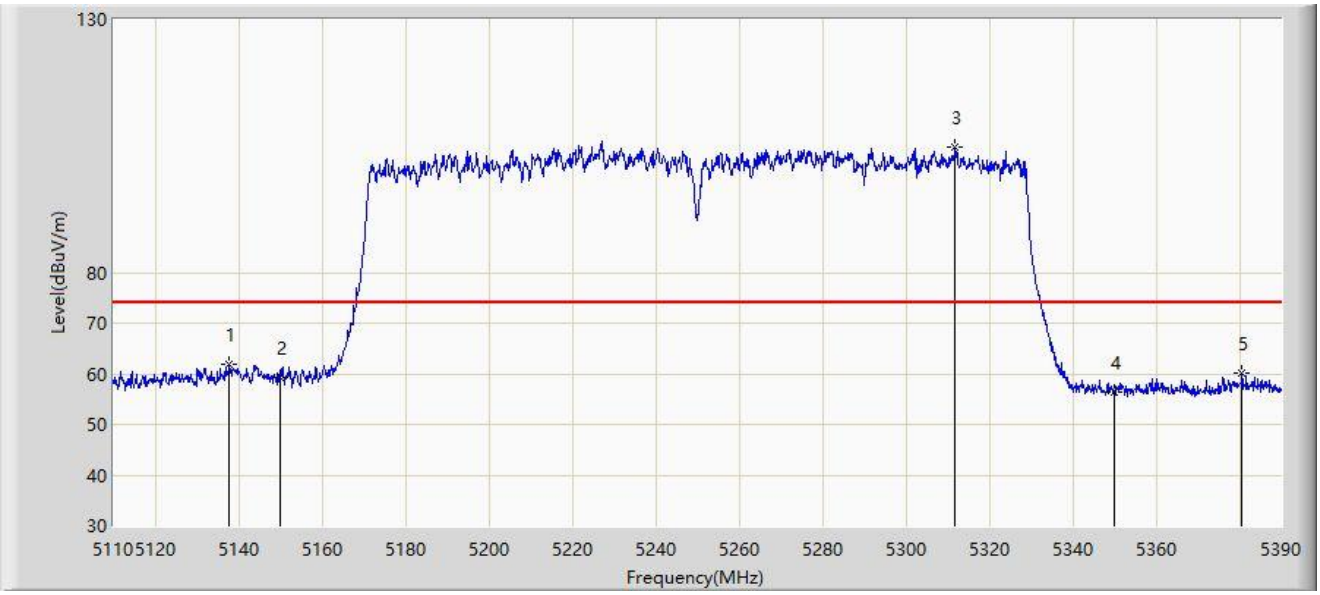

No	Mark	Frequency (MHz)	Measure Level (dBμV/m)	Reading Level (dBμV)	Margin (dB)	Limit (dBμV/m)	Factor (dB/m)	Type
1	*	5137.860	61.905	57.807	-12.095	74.000	4.098	PK
2		5150.000	59.410	55.318	-14.590	74.000	4.091	PK
3		5311.740	104.691	100.983	N/A	N/A	3.709	PK
4		5350.000	56.516	52.651	-17.484	74.000	3.866	PK
5		5380.620	60.219	55.969	-13.781	74.000	4.250	PK

Note 1: " * ", means this data is the worst emission level.

Note 2: Measure Level (dBμV/m) = Reading Level (dBμV) + Factor (dB/m).

Note 3: Factor (dB/m) = Cable Loss (dB) + Antenna Factor (dB/m) - Pre_Amplifier Gain (dB).

Site: WZ-AC2	Test Date: 2022-06-17
Limit: FCC_5G_RE(3m)	Engineer: Lucas Wang
Probe: BBHA9120D_1457_1-18GHz	Polarity: Horizontal
EUT: Residential Cable Gateway	Power: AC 120V/60Hz
Test Mode: Transmit by 802.11ax-HE160 at 5250MHz	

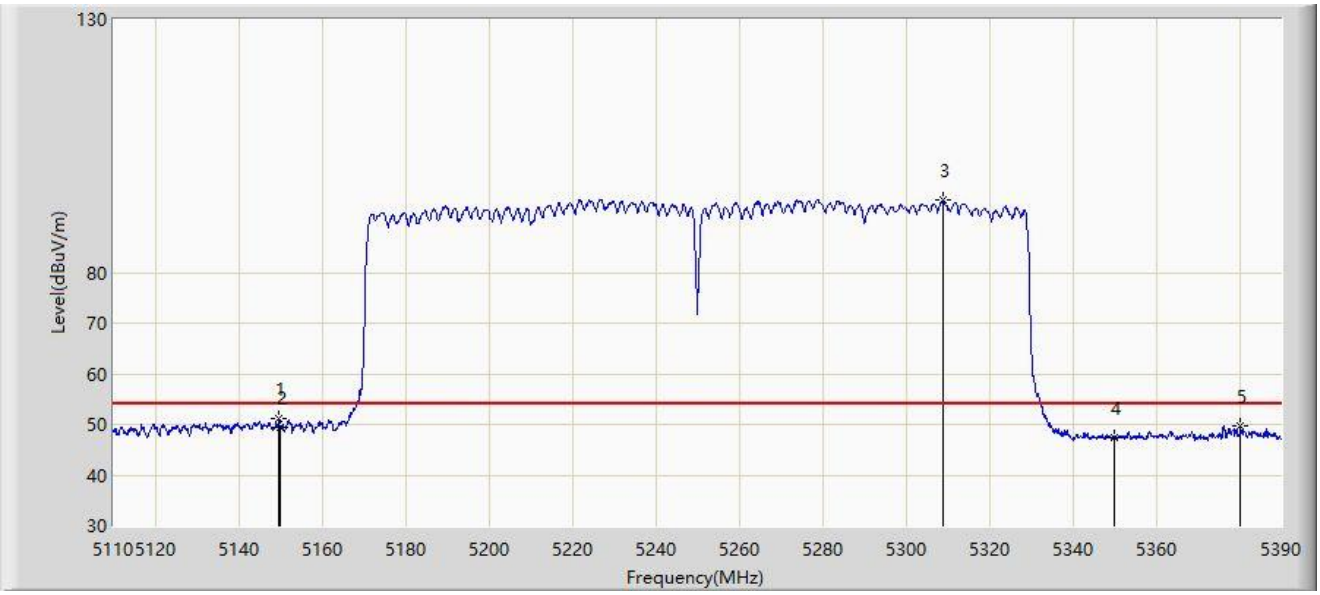

No	Mark	Frequency (MHz)	Measure Level (dBµV/m)	Reading Level (dBµV)	Margin (dB)	Limit (dBµV/m)	Factor (dB/m)	Type
1	*	5149.620	51.038	46.939	-2.962	54.000	4.099	AV
2		5150.000	49.542	45.450	-4.458	54.000	4.091	AV
3		5308.940	94.305	90.584	N/A	N/A	3.721	AV
4		5350.000	47.412	43.547	-6.588	54.000	3.866	AV
5		5380.340	49.829	45.580	-4.171	54.000	4.248	AV

Note 1: " * ", means this data is the worst emission level.

Note 2: Measure Level (dBµV/m) = Reading Level (dBµV) + Factor (dB/m).

Note 3: Factor (dB/m) = Cable Loss (dB) + Antenna Factor (dB/m) - Pre_Amplifier Gain (dB).

Site: WZ-AC2	Test Date: 2022-06-17
Limit: FCC_5G_RE(3m)	Engineer: Lucas Wang
Probe: BBHA9120D_1457_1-18GHz	Polarity: Vertical
EUT: Residential Cable Gateway	Power: AC 120V/60Hz
Test Mode: Transmit by 802.11ax-HE160 at 5250MHz	

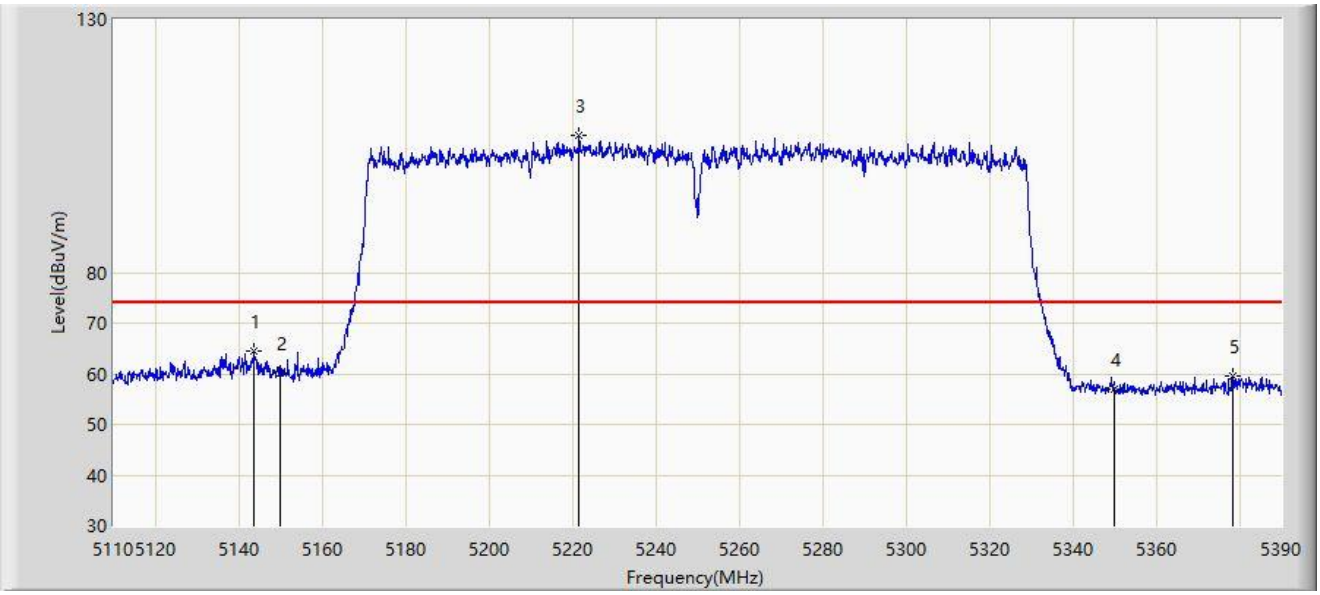

No	Mark	Frequency (MHz)	Measure Level (dBµV/m)	Reading Level (dBµV)	Margin (dB)	Limit (dBµV/m)	Factor (dB/m)	Type
1	*	5143.740	64.464	60.349	-9.536	74.000	4.115	PK
2		5150.000	60.220	56.128	-13.780	74.000	4.091	PK
3		5221.720	107.227	103.358	N/A	N/A	3.868	PK
4		5350.000	56.829	52.964	-17.171	74.000	3.866	PK
5		5378.380	59.457	55.219	-14.543	74.000	4.238	PK

Note 1: " * ", means this data is the worst emission level.

Note 2: Measure Level (dBµV/m) = Reading Level (dBµV) + Factor (dB/m).

Note 3: Factor (dB/m) = Cable Loss (dB) + Antenna Factor (dB/m) - Pre_Amplifier Gain (dB).

Site: WZ-AC2	Test Date: 2022-06-17
Limit: FCC_5G_RE(3m)	Engineer: Lucas Wang
Probe: BBHA9120D_1457_1-18GHz	Polarity: Vertical
EUT: Residential Cable Gateway	Power: AC 120V/60Hz
Test Mode: Transmit by 802.11ax-HE160 at 5250MHz	

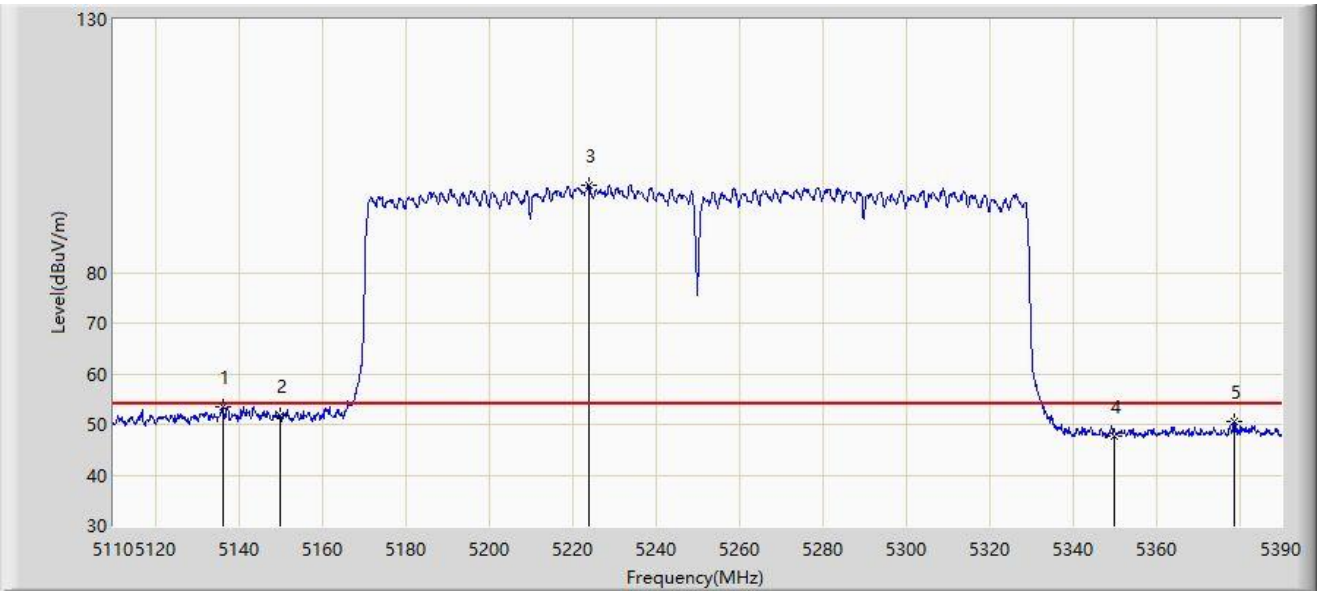

No	Mark	Frequency (MHz)	Measure Level (dBµV/m)	Reading Level (dBµV)	Margin (dB)	Limit (dBµV/m)	Factor (dB/m)	Type
1	*	5136.320	53.590	49.496	-0.410	54.000	4.094	AV
2		5150.000	51.754	47.662	-2.246	54.000	4.091	AV
3		5224.100	97.258	93.410	N/A	N/A	3.848	AV
4		5350.000	47.630	43.765	-6.370	54.000	3.866	AV
5		5378.800	50.692	46.452	-3.308	54.000	4.240	AV

Note 1: " * ", means this data is the worst emission level.

Note 2: Measure Level (dBµV/m) = Reading Level (dBµV) + Factor (dB/m).

Note 3: Factor (dB/m) = Cable Loss (dB) + Antenna Factor (dB/m) - Pre_Amplifier Gain (dB).

A.9 AC Conducted Emissions Test Result

Site: WZ-SR2	Test Date: 2022-07-05
Limit: FCC_Part15.207_CE_AC Power	Engineer: Alin Zhou
Probe: ENV216_101683_Filter Off_E	Polarity: Line
EUT: Residential Cable Gateway	Power: AC 120V/60Hz
Test Mode: Transmit by 802.11ac-VHT40 at 5795MHz	

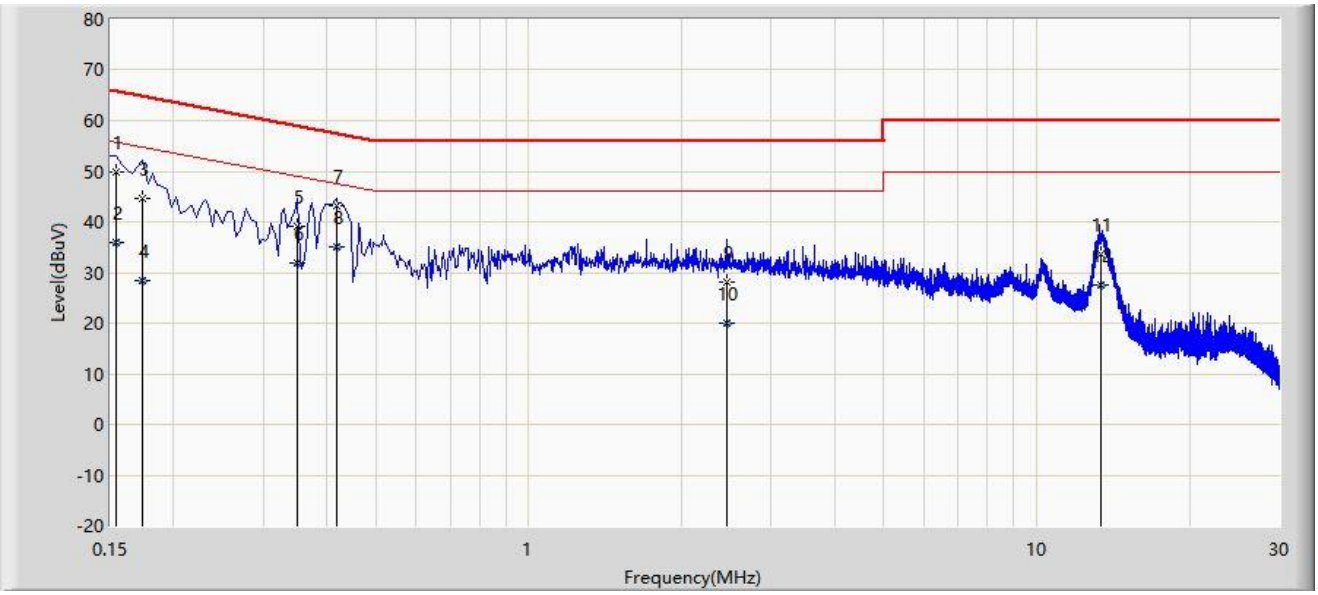

No	Mark	Frequency (MHz)	Measure Level (dBμV)	Reading Level (dBμV)	Margin (dB)	Limit (dBμV)	Factor (dB)	Type
1		0.154	49.833	39.954	-15.949	65.781	9.878	QP
2		0.154	35.909	26.031	-19.872	55.781	9.878	AV
3		0.174	44.553	34.673	-20.214	64.767	9.880	QP
4		0.174	28.328	18.448	-26.439	54.767	9.880	AV
5		0.350	38.988	29.073	-19.975	58.962	9.915	QP
6		0.350	31.772	21.857	-17.191	48.962	9.915	AV
7		0.418	43.105	33.174	-14.383	57.488	9.930	QP
8	*	0.418	35.138	25.208	-12.350	47.488	9.930	AV
9		2.450	27.973	17.887	-28.027	56.000	10.086	QP
10		2.450	20.017	9.931	-25.983	46.000	10.086	AV
11		13.412	33.617	22.543	-26.383	60.000	11.074	QP
12		13.412	27.602	16.529	-22.398	50.000	11.074	AV

Note 1: " * ", means this data is the worst emission level.

Note 2: Measure Level (dBμV) = Reading Level (dBμV) + Factor (dB).

Note 3: Factor (dB) = Cable Loss (dB) + LISN Factor (dB).

Site: WZ-SR2	Test Date: 2022-07-05
Limit: FCC_Part15.207_CE_AC Power	Engineer: Alin Zhou
Probe: ENV216_101683_Filter Off_E	Polarity: Neutral
EUT: Residential Cable Gateway	Power: AC 120V/60Hz
Test Mode: Transmit by 802.11ac-VHT40 at 5795MHz	

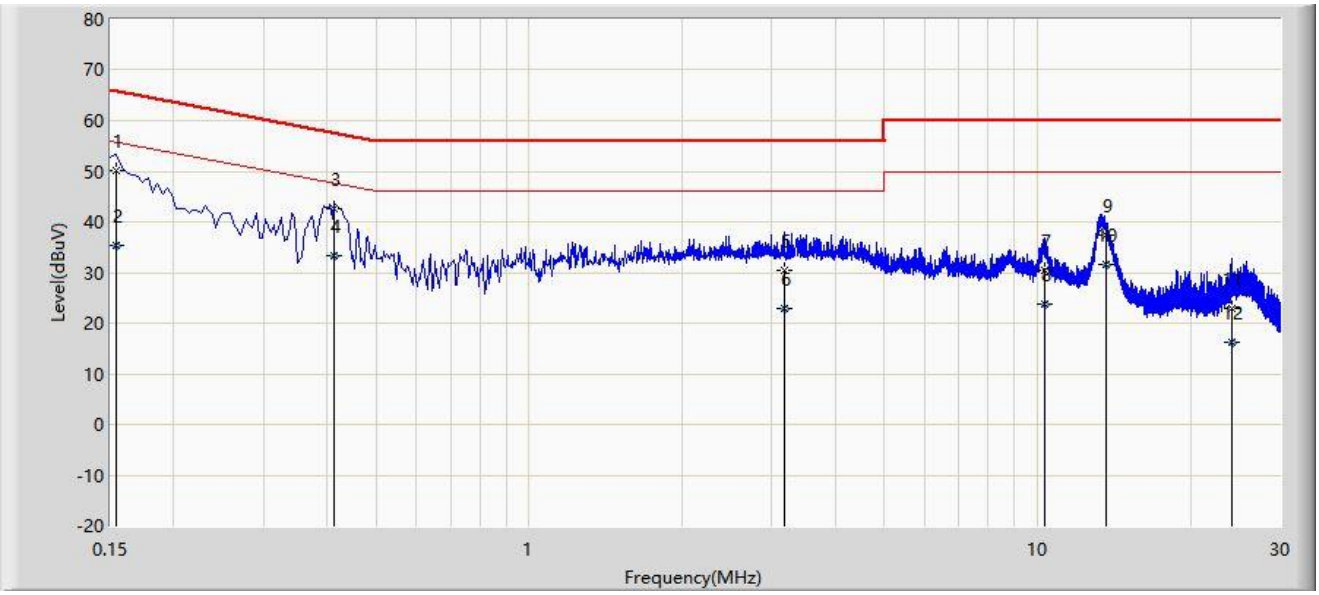

No	Mark	Frequency (MHz)	Measure Level (dBμV)	Reading Level (dBμV)	Margin (dB)	Limit (dBμV)	Factor (dB)	Type
1		0.154	50.016	40.115	-15.766	65.781	9.901	QP
2		0.154	35.490	25.589	-20.291	55.781	9.901	AV
3		0.414	42.662	32.716	-14.906	57.568	9.946	QP
4	*	0.414	33.469	23.523	-14.099	47.568	9.946	AV
5		3.178	30.363	20.112	-25.637	56.000	10.252	QP
6		3.178	22.789	12.538	-23.211	46.000	10.252	AV
7		10.322	30.380	19.398	-29.620	60.000	10.982	QP
8		10.322	23.780	12.799	-26.220	50.000	10.982	AV
9		13.635	37.420	26.319	-22.580	60.000	11.101	QP
10		13.635	31.457	20.356	-18.543	50.000	11.101	AV
11		24.150	22.857	11.084	-37.143	60.000	11.773	QP
12		24.150	16.191	4.418	-33.809	50.000	11.773	AV

Note 1: " * ", means this data is the worst emission level.

Note 2: Measure Level (dBμV) = Reading Level (dBμV) + Factor (dB).

Note 3: Factor (dB) = Cable Loss (dB) + LISN Factor (dB).

Appendix B – Test Setup Photograph

Refer to “2206RSU002-UT” file.

Appendix C – EUT Photograph

Refer to “2206RSU002-UE” file.

The End