Orthogonal Axis：	X
Test Mode：	UNII-2C/ TX AC20 Mode 5500MHz

Horizontal

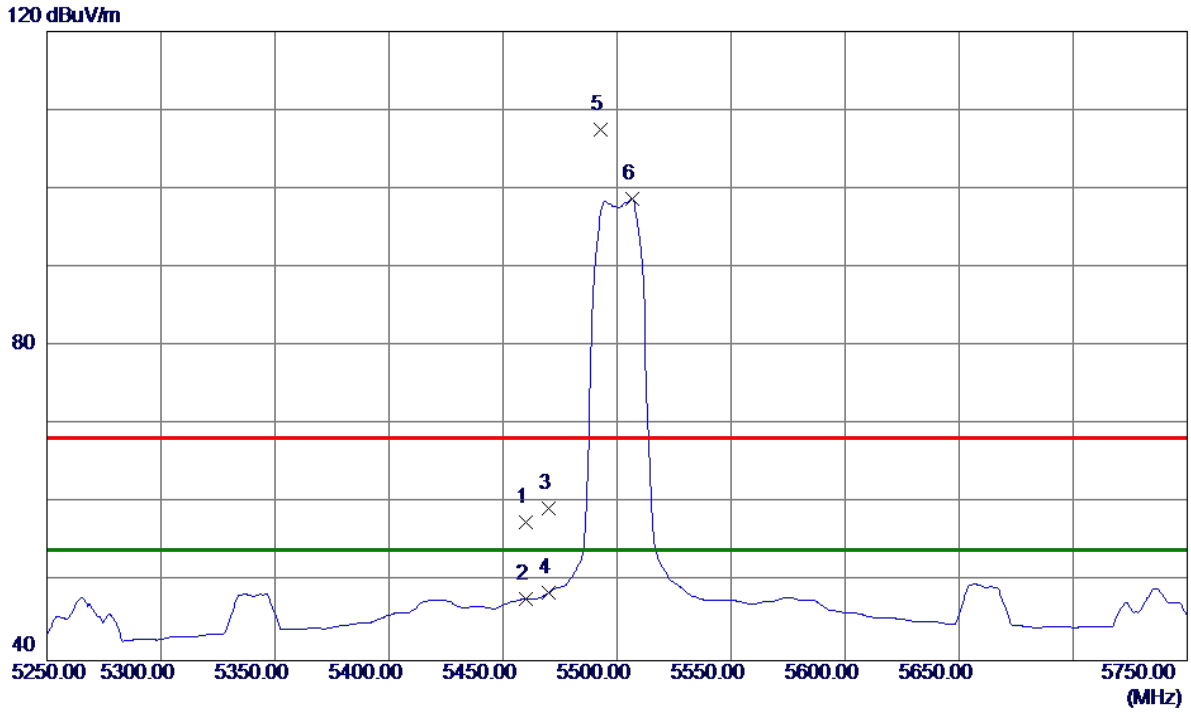

No.	Freq.	Reading Level	Correct Factor	Measure ment	Limit	Margin		
	MHz	dBuV/m	dB	dBuV/m	dBuV/m	dB	Detector	Comment
1	5460.0000	14.99	42.68	57.67	68.30	-10.63	Peak	
2	5460.0000	5.18	42.68	47.86	54.00	-6.14	AVG	
3	5470.0000	16.68	42.73	59.41	68.30	-8.89	Peak	
4	5470.0000	5.89	42.73	48.62	54.00	-5.38	AVG	
5	5493.0000	64.72	42.84	107.56	68.30	39.26	Peak	No Limit
6 *	5506.5000	55.83	42.90	98.73	54.00	44.73	AVG	No Limit

Orthogonal Axis：	X
Test Mode：	UNII-2C/ TX AC20 Mode 5500MHz

Horizontal

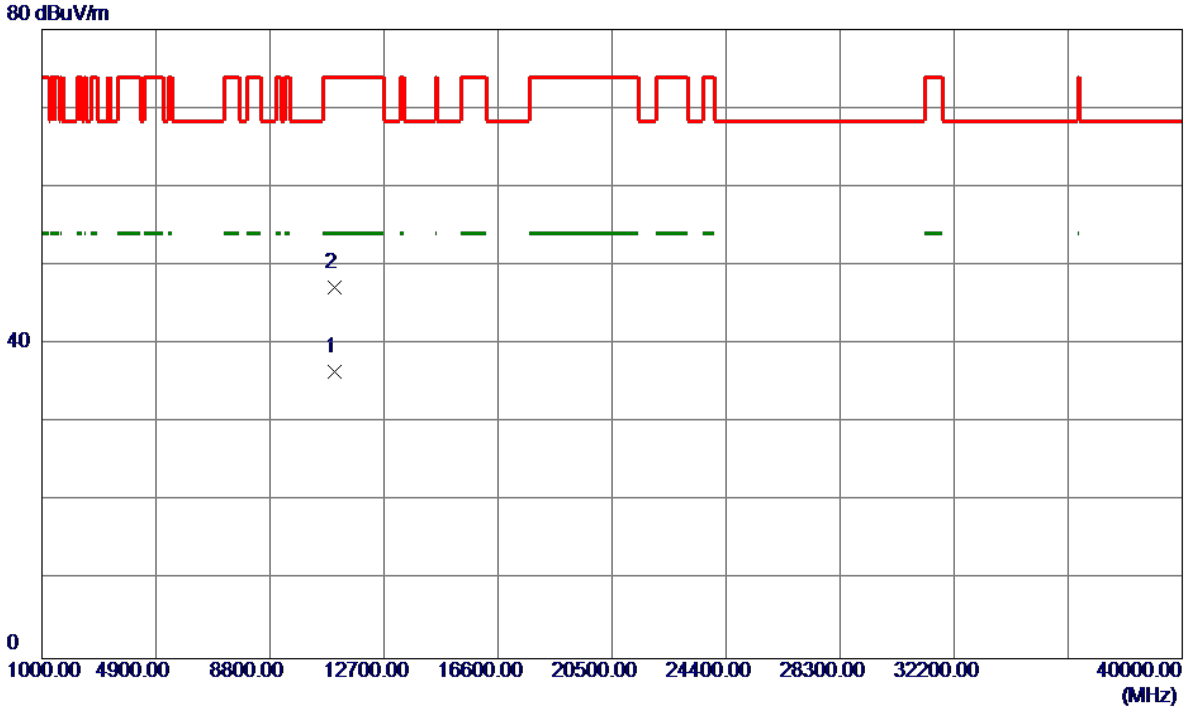

No.	Freq.	Reading Level	Correct Factor	Measure ment	Limit	Margin		
	MHz	dBuV/m	dB	dBuV/m	dBuV/m	dB	Detector	Comment
1 *	11000.3700	20.42	16.03	36.45	54.00	-17.55	AVG	
2	11001.9600	31.20	16.04	47.24	74.00	-26.76	Peak	

Orthogonal Axis：	X
Test Mode：	UNII-2C/ TX AC20 Mode 5580MHz

Vertical

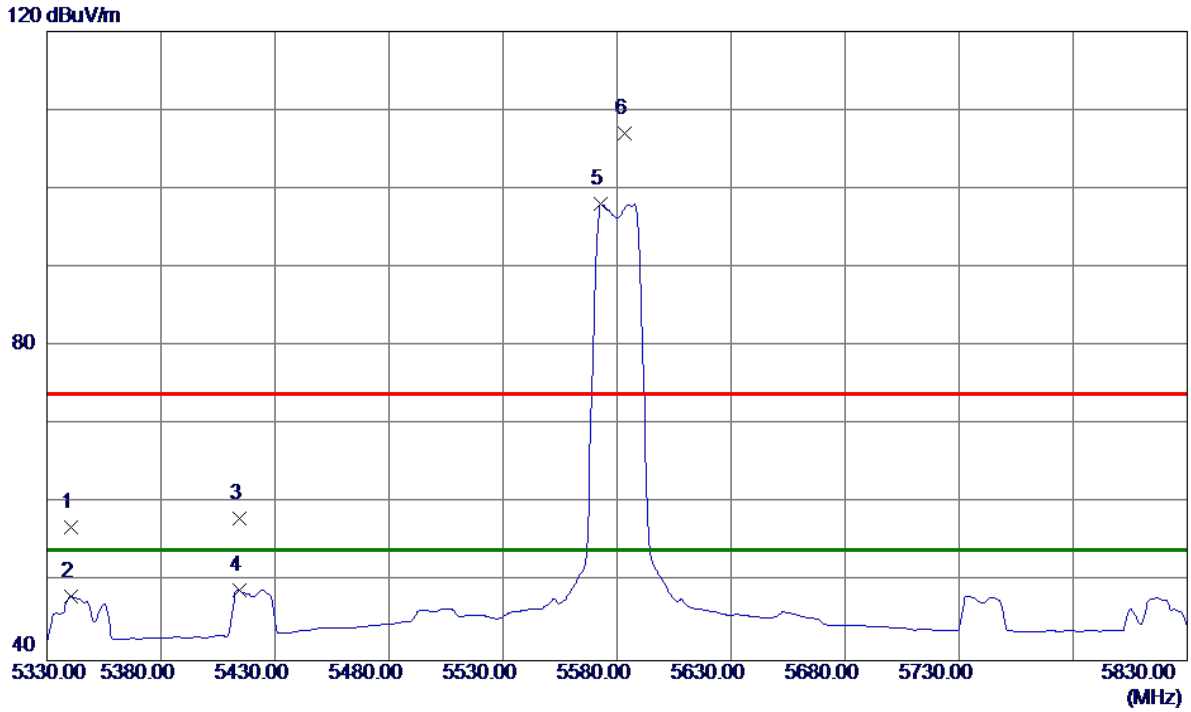

No.	Freq.	Reading Level	Correct Factor	Measure ment	Limit	Margin		
	MHz	dBuV/m	dB	dBuV/m	dBuV/m	dB	Detector	Comment
1	5340.5000	15.66	41.27	56.93	74.00	-17.07	Peak	
2	5340.5000	6.89	41.27	48.16	54.00	-5.84	AVG	
3	5414.5000	16.47	41.65	58.12	74.00	-15.88	Peak	
4	5414.5000	7.31	41.65	48.96	54.00	-5.04	AVG	
5 *	5573.0000	55.72	42.30	98.02	54.00	44.02	AVG	No Limit
6	5583.5000	64.74	42.33	107.07	74.00	33.07	Peak	No Limit

Orthogonal Axis：	X
Test Mode：	UNII-2C/ TX AC20 Mode 5580MHz

Vertical

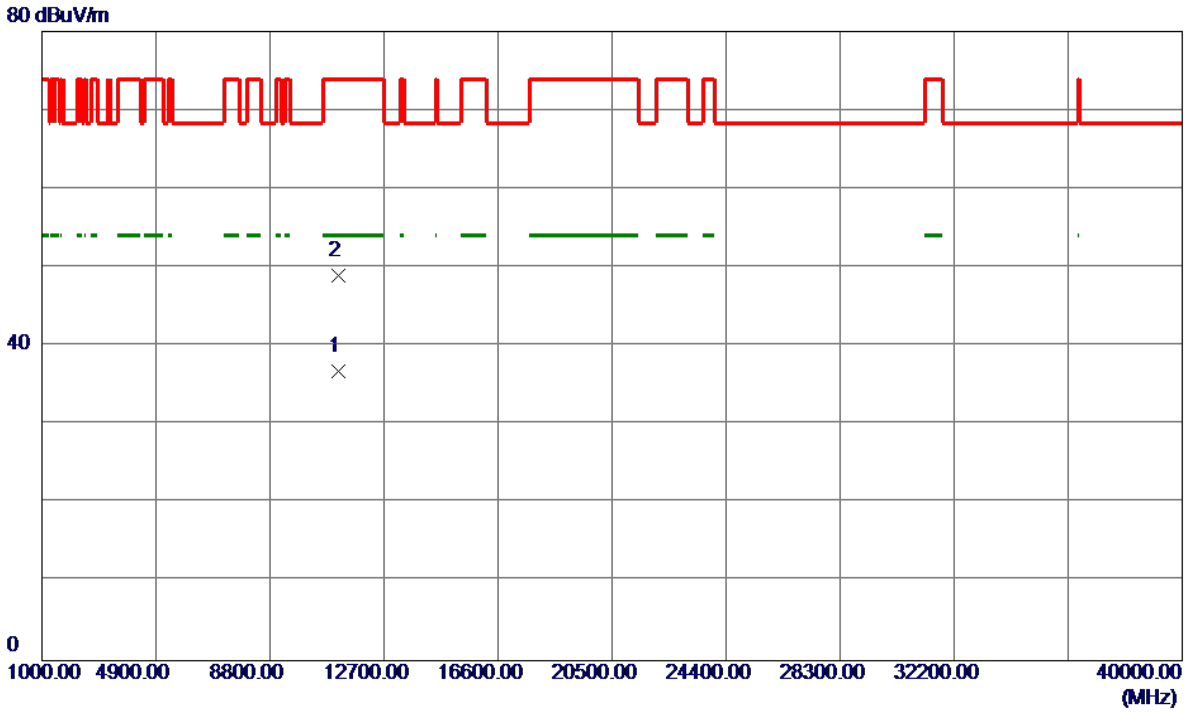

No.	Freq.	Reading Level	Correct Factor	Measure ment	Limit	Margin		
	MHz	dBuV/m	dB	dBuV/m	dBuV/m	dB	Detector	Comment
1 *	11159.9760	20.16	16.59	36.75	54.00	-17.25	AVG	
2	11160.1289	32.32	16.59	48.91	74.00	-25.09	Peak	

Orthogonal Axis：	X
Test Mode：	UNII-2C/ TX AC20 Mode 5580MHz

Horizontal

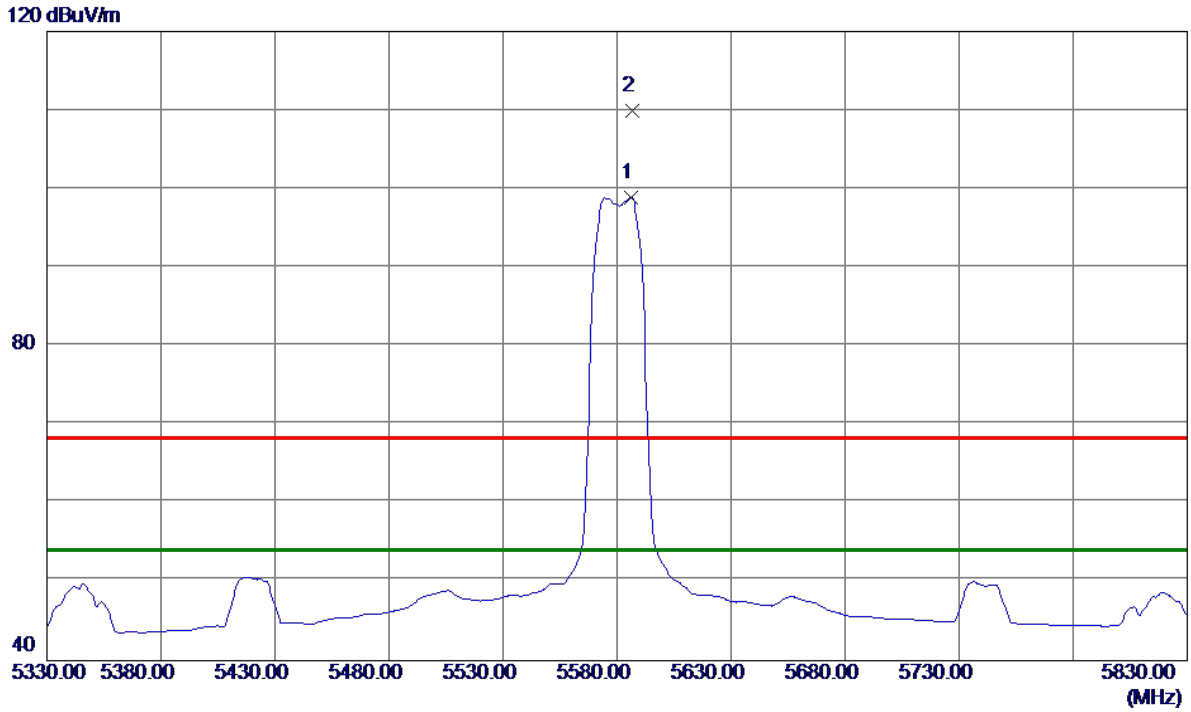

No.	Freq.	Reading Level	Correct Factor	Measure ment	Limit	Margin		
	MHz	dBuV/m	dB	dBuV/m	dBuV/m	dB	Detector	Comment
1 *	5586.0000	55.80	43.14	98.94	54.00	44.94	AVG	No Limit
2	5586.5000	66.70	43.14	109.84	68.30	41.54	Peak	No Limit

Orthogonal Axis：	X
Test Mode：	UNII-2C/ TX AC20 Mode 5580MHz

Horizontal

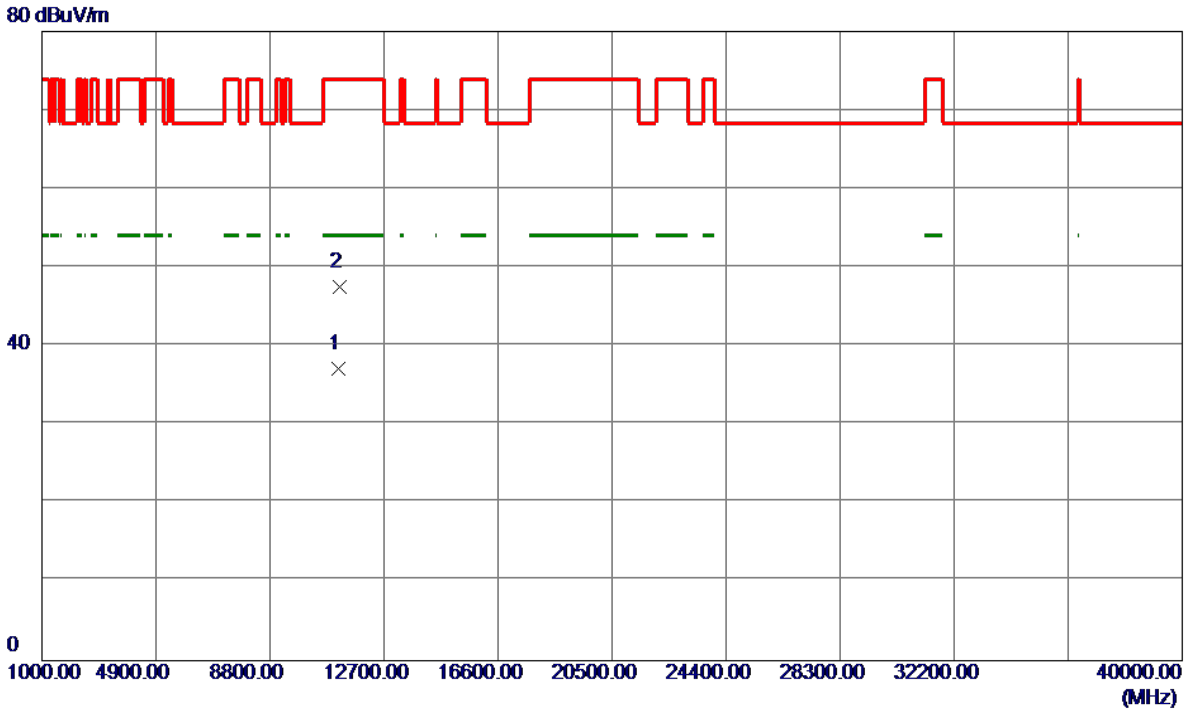

No.	Freq.	Reading Level	Correct Factor	Measure ment	Limit	Margin		
	MHz	dBuV/m	dB	dBuV/m	dBuV/m	dB	Detector	Comment
1 *	11159.2000	20.54	16.59	37.13	54.00	-16.87	AVG	
2	11161.9700	30.92	16.60	47.52	74.00	-26.48	Peak	

Orthogonal Axis：	X
Test Mode：	UNII-2C/ TX AC20 Mode 5700MHz

Vertical

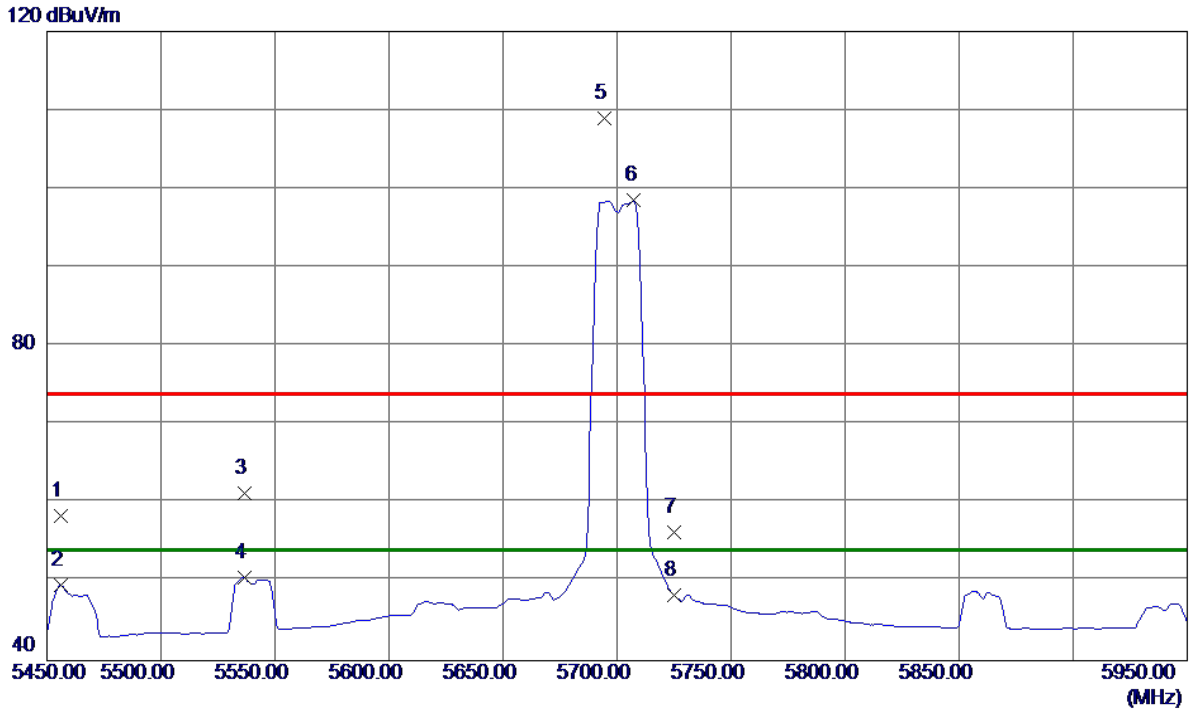

No.	Freq.	Reading Level	Correct Factor	Measure ment	Limit	Margin		
	MHz	dBuV/m	dB	dBuV/m	dBuV/m	dB	Detector	Comment
1	5456.0000	16.52	41.86	58.38	74.00	-15.62	Peak	
2	5456.0000	7.67	41.86	49.53	54.00	-4.47	AVG	
3	5536.5000	19.13	42.19	61.32	74.00	-12.68	Peak	
4	5536.5000	8.34	42.19	50.53	54.00	-3.47	AVG	
5	5694.5000	66.32	42.64	108.96	74.00	34.96	Peak	No Limit
6 *	5707.5000	55.80	42.68	98.48	54.00	44.48	AVG	No Limit
7	5725.0000	13.61	42.73	56.34	74.00	-17.66	Peak	
8	5725.0000	5.61	42.73	48.34	54.00	-5.66	AVG	

Orthogonal Axis：	X
Test Mode：	UNII-2C/ TX AC20 Mode 5700MHz

Vertical

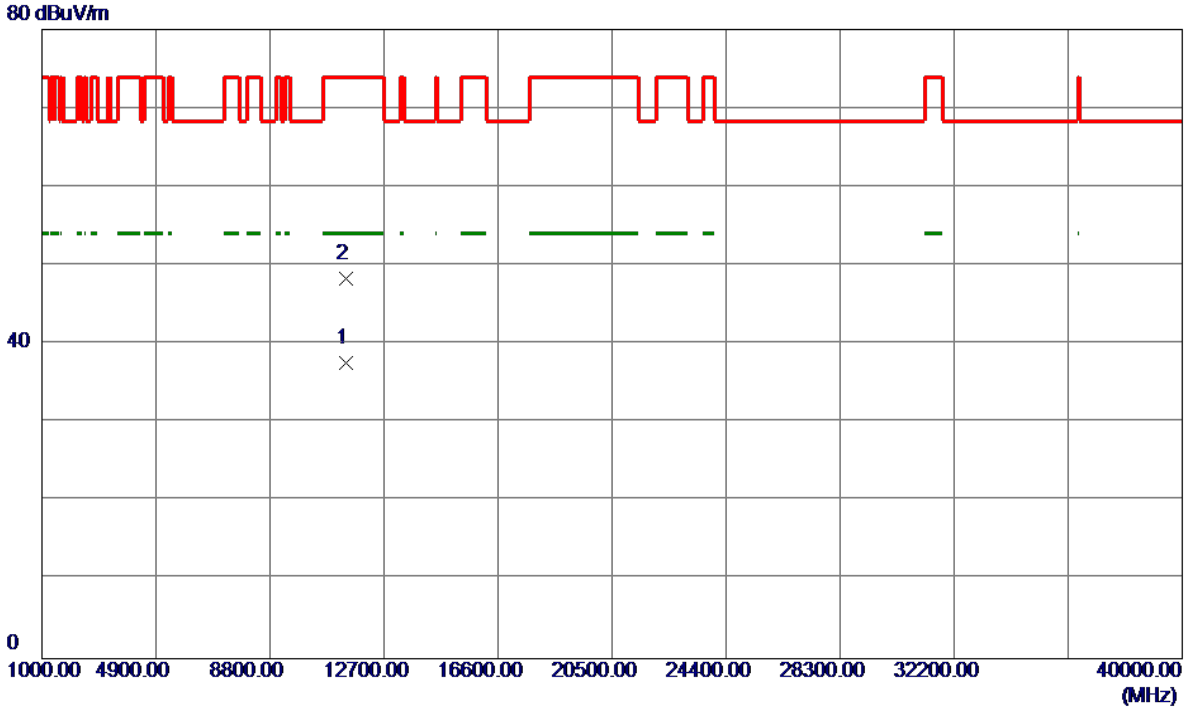

No.	Freq.	Reading Level	Correct Factor	Measure ment	Limit	Margin		
	MHz	dBuV/m	dB	dBuV/m	dBuV/m	dB	Detector	Comment
1 *	11399.9960	20.16	17.43	37.59	54.00	-16.41	AVG	
2	11400.1950	30.91	17.43	48.34	74.00	-25.66	Peak	

Orthogonal Axis：	X
Test Mode：	UNII-2C/ TX AC20 Mode 5700MHz

Horizontal

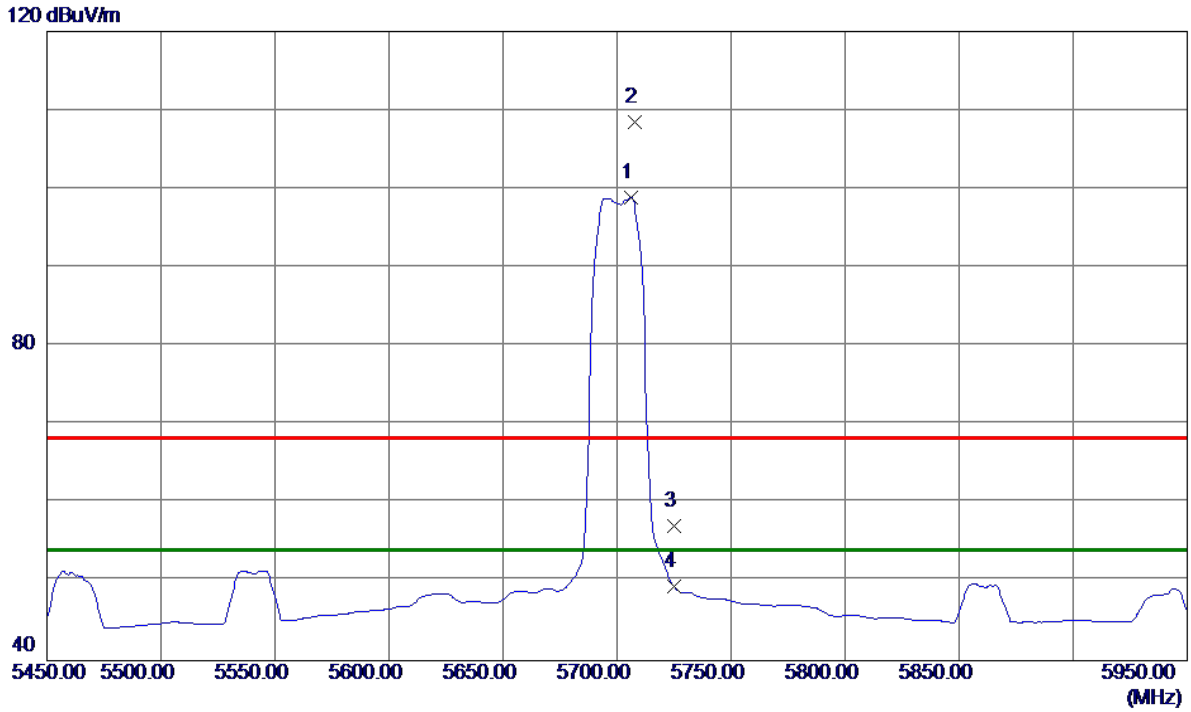

No.	Freq.	Reading Level	Correct Factor	Measure ment	Limit	Margin		
	MHz	dBuV/m	dB	dBuV/m	dBuV/m	dB	Detector	Comment
1 *	5706.0000	55.40	43.50	98.90	54.00	44.90	AVG	No Limit
2	5708.0000	64.90	43.51	108.41	68.30	40.11	Peak	No Limit
3	5725.0000	13.60	43.56	57.16	68.30	-11.14	Peak	
4	5725.0000	5.81	43.56	49.37	54.00	-4.63	AVG	

Orthogonal Axis：	X
Test Mode：	UNII-2C/ TX AC20 Mode 5700MHz

Horizontal

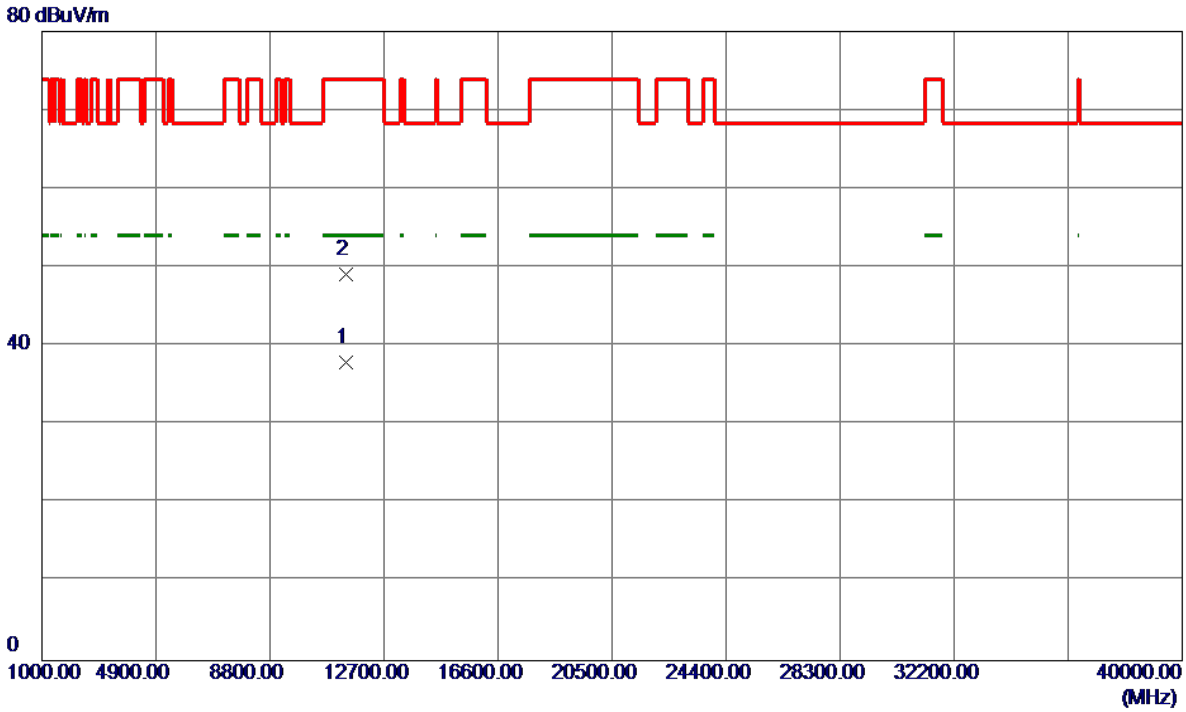

No.	Freq.	Reading Level	Correct Factor	Measure ment	Limit	Margin		
	MHz	dBuV/m	dB	dBuV/m	dBuV/m	dB	Detector	Comment
1 *	11396.6000	20.51	17.42	37.93	54.00	-16.07	AVG	
2	11400.8099	31.62	17.44	49.06	74.00	-24.94	Peak	

Orthogonal Axis：	X
Test Mode：	UNII-2C/ TX AC40 Mode 5510MHz

Vertical

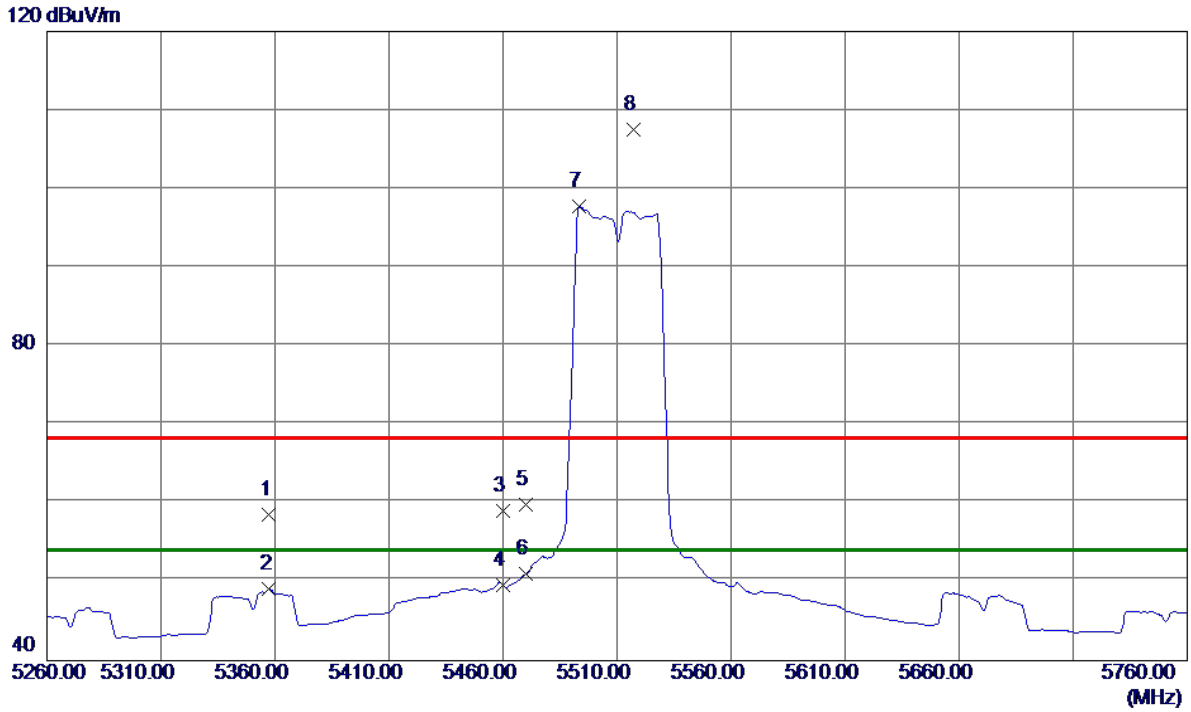

No.	Freq.	Reading Level	Correct Factor	Measure ment	Limit	Margin		
	MHz	dBuV/m	dB	dBuV/m	dBuV/m	dB	Detector	Comment
1	5357.5000	17.13	41.36	58.49	68.30	-9.81	Peak	
2	5357.5000	7.69	41.36	49.05	54.00	-4.95	AVG	
3	5460.0000	17.18	41.88	59.06	68.30	-9.24	Peak	
4	5460.0000	7.66	41.88	49.54	54.00	-4.46	AVG	
5	5470.0000	17.86	41.94	59.80	68.30	-8.50	Peak	
6	5470.0000	9.07	41.94	51.01	54.00	-2.99	AVG	
7 *	5493.5000	55.64	42.06	97.70	54.00	43.70	AVG	No Limit
8	5517.0000	65.42	42.14	107.56	68.30	39.26	Peak	No Limit

Orthogonal Axis：	X
Test Mode：	UNII-2C/ TX AC40 Mode 5510MHz

Vertical

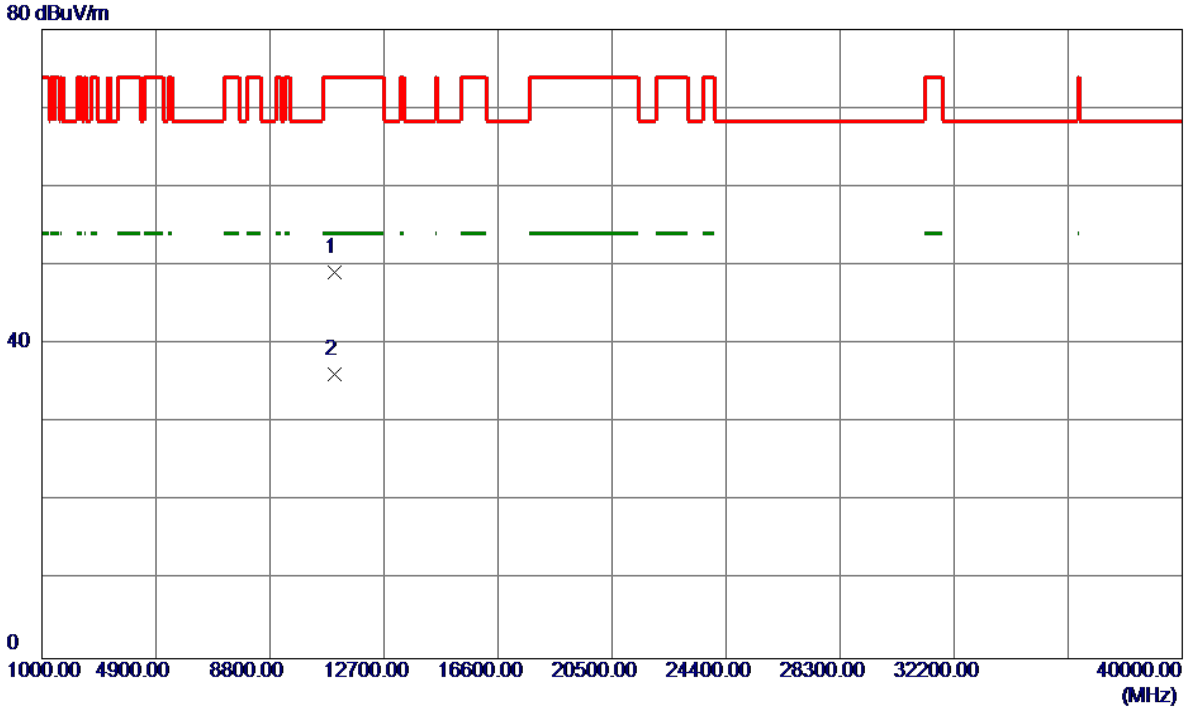

No.	Freq.	Reading Level	Correct Factor	Measure ment	Limit	Margin		
	MHz	dBuV/m	dB	dBuV/m	dBuV/m	dB	Detector	Comment
1	11019.5870	33.03	16.10	49.13	74.00	-24.87	Peak	
2 *	11020.2990	20.09	16.10	36.19	54.00	-17.81	AVG	

Orthogonal Axis：	X
Test Mode：	UNII-2C/ TX AC40 Mode 5510MHz

Horizontal

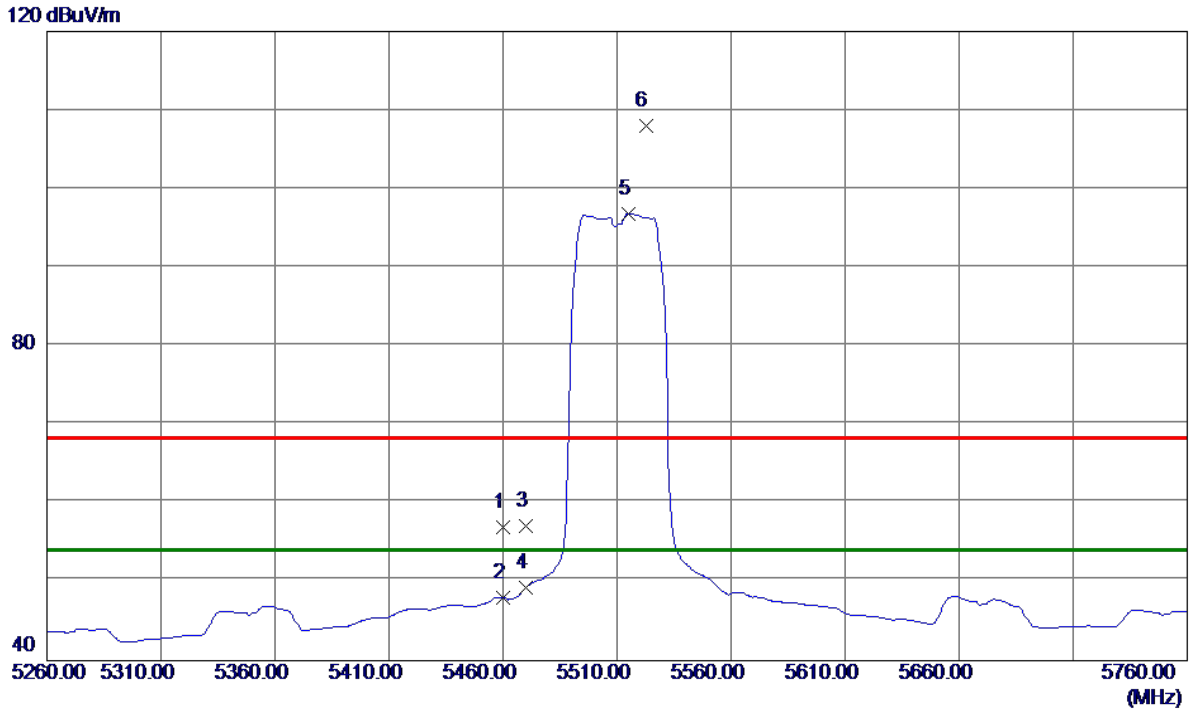

No.	Freq.	Reading Level	Correct Factor	Measure ment	Limit	Margin		
	MHz	dBuV/m	dB	dBuV/m	dBuV/m	dB	Detector	Comment
1	5460.0000	14.34	42.68	57.02	68.30	-11.28	Peak	
2	5460.0000	5.34	42.68	48.02	54.00	-5.98	AVG	
3	5470.0000	14.36	42.73	57.09	68.30	-11.21	Peak	
4	5470.0000	6.54	42.73	49.27	54.00	-4.73	AVG	
5 *	5515.0000	53.93	42.93	96.86	54.00	42.86	AVG	No Limit
6	5522.5000	64.99	42.95	107.94	68.30	39.64	Peak	No Limit

Orthogonal Axis：	X
Test Mode：	UNII-2C/ TX AC40 Mode 5510MHz

Horizontal

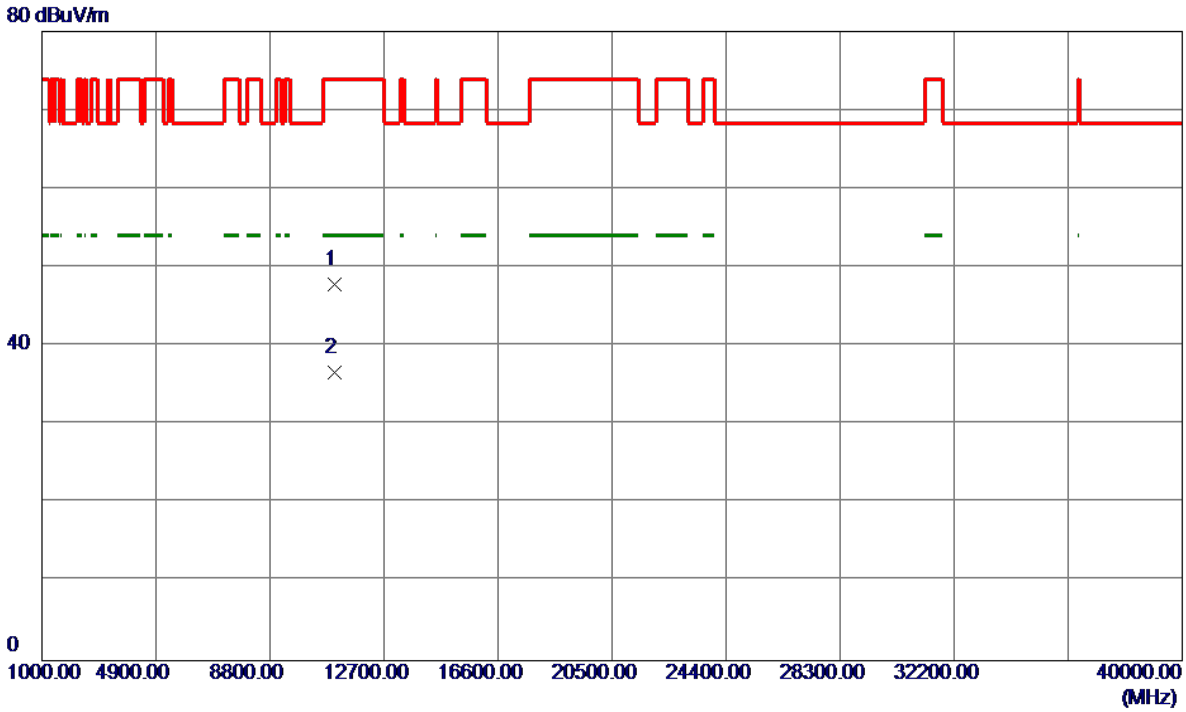

No.	Freq.	Reading Level	Correct Factor	Measure ment	Limit	Margin		
	MHz	dBuV/m	dB	dBuV/m	dBuV/m	dB	Detector	Comment
1	11017.7300	31.83	16.09	47.92	74.00	-26.08	Peak	
2 *	11018.1700	20.52	16.09	36.61	54.00	-17.39	AVG	

Orthogonal Axis：	X
Test Mode：	UNII-2C/ TX AC40 Mode 5550MHz

Vertical

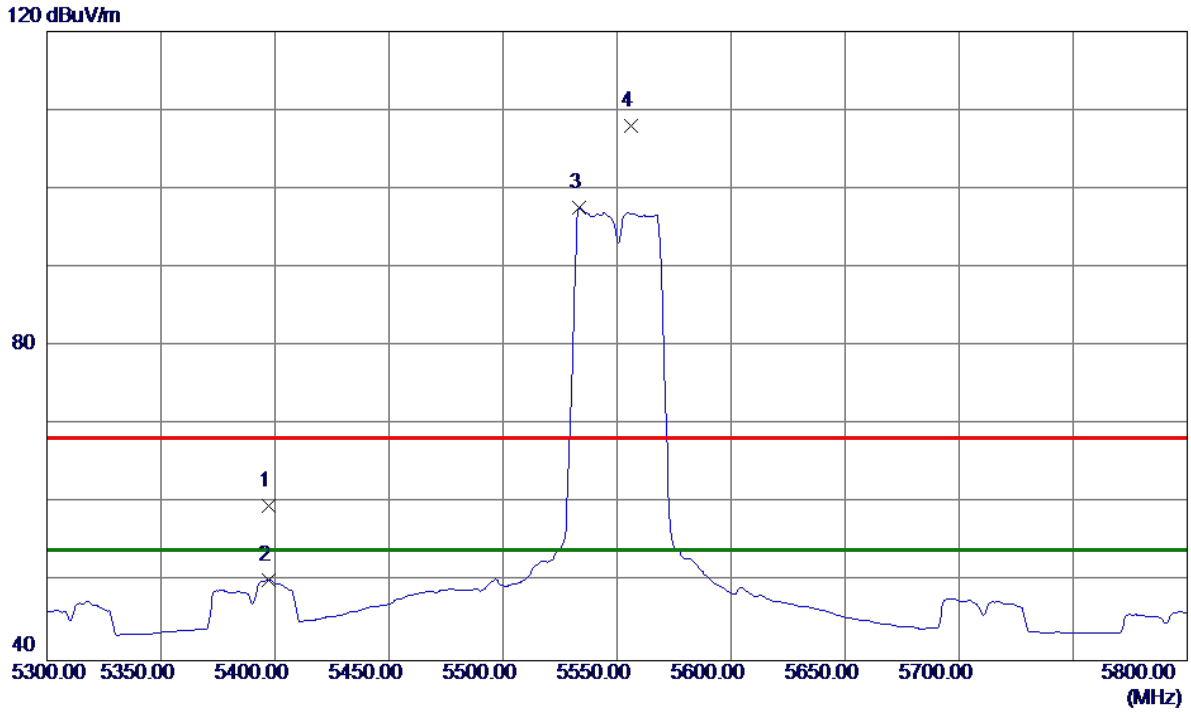

No.	Freq.	Reading Level	Correct Factor	Measure ment	Limit	Margin		
	MHz	dBuV/m	dB	dBuV/m	dBuV/m	dB	Detector	Comment
1	5397.0000	18.15	41.56	59.71	68.30	-8.59	Peak	
2	5397.0000	8.75	41.56	50.31	54.00	-3.69	AVG	
3 *	5533.5000	55.34	42.19	97.53	54.00	43.53	AVG	No Limit
4	5556.0000	65.77	42.25	108.02	68.30	39.72	Peak	No Limit

Orthogonal Axis：	X
Test Mode：	UNII-2C/ TX AC40 Mode 5550MHz

Vertical

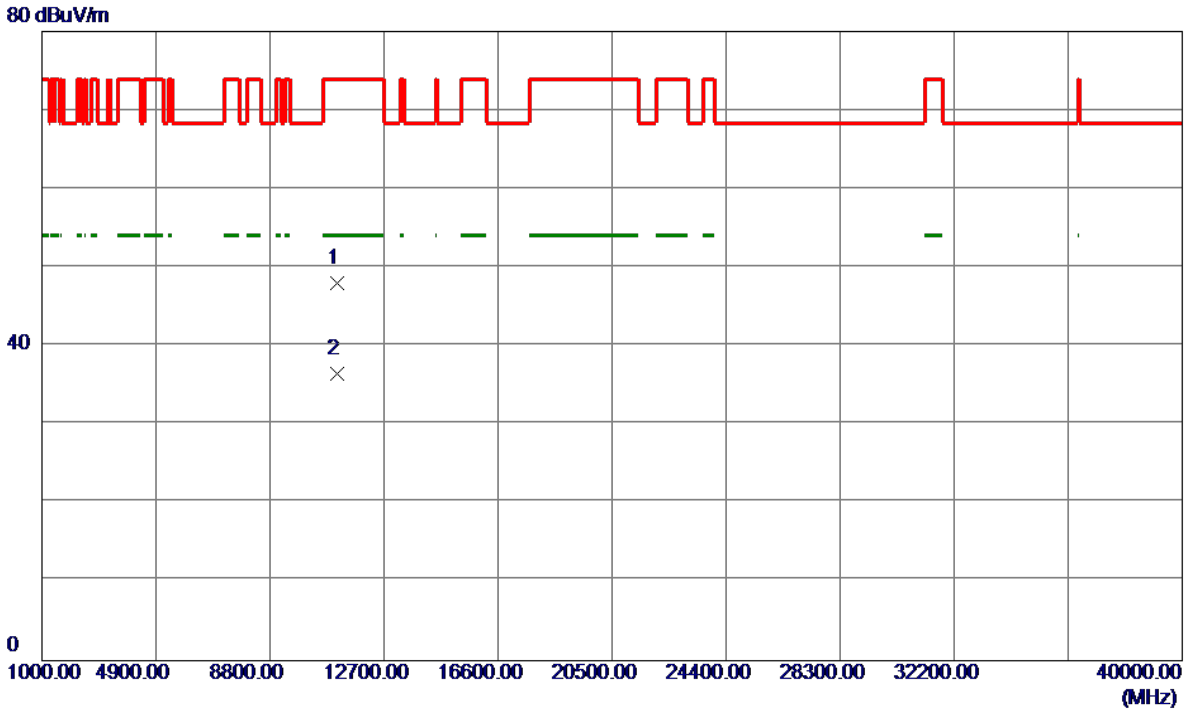

No.	Freq.	Reading Level	Correct Factor	Measure ment	Limit	Margin		
	MHz	dBuV/m	dB	dBuV/m	dBuV/m	dB	Detector	Comment
1	11099.6910	31.58	16.38	47.96	74.00	-26.04	Peak	
2 *	11100.3270	20.15	16.38	36.53	54.00	-17.47	AVG	

Orthogonal Axis：	X
Test Mode：	UNII-2C/ TX AC40 Mode 5550MHz

Horizontal

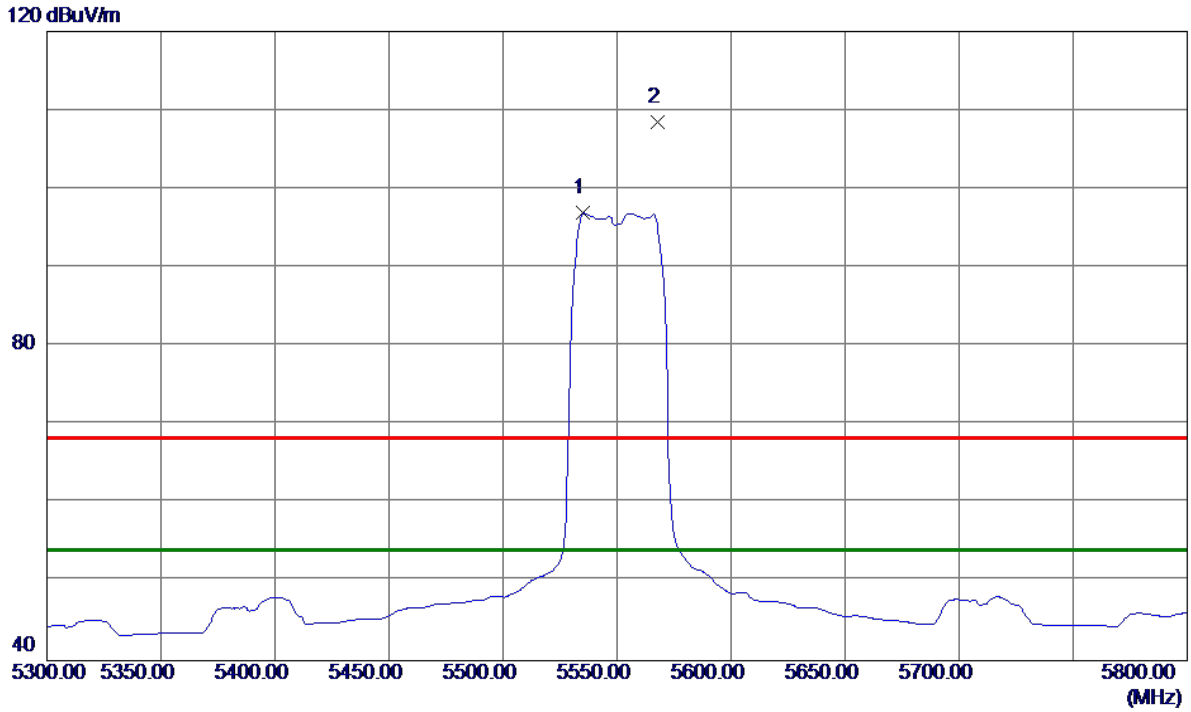

No.	Freq.	Reading Level	Correct Factor	Measure ment	Limit	Margin		
	MHz	dBuV/m	dB	dBuV/m	dBuV/m	dB	Detector	Comment
1 *	5535.0000	53.95	42.99	96.94	54.00	42.94	AVG	No Limit
2	5568.0000	65.41	43.09	108.50	68.30	40.20	Peak	No Limit

Orthogonal Axis：	X
Test Mode：	UNII-2C/ TX AC40 Mode 5550MHz

Horizontal

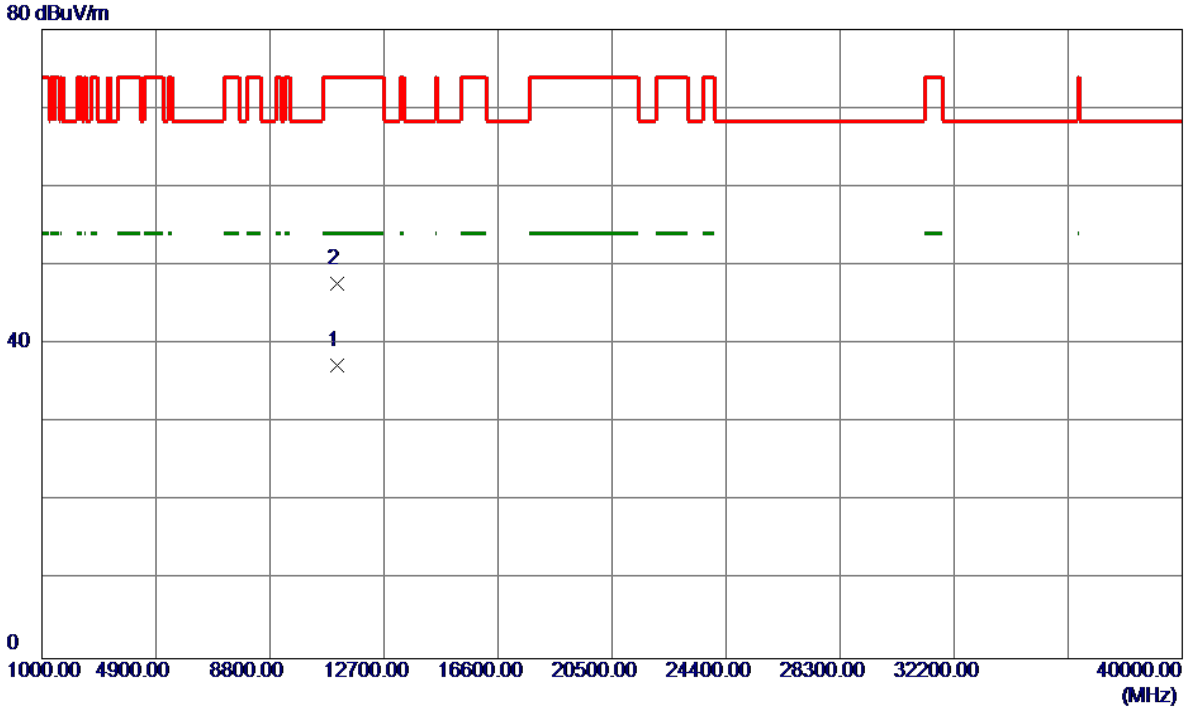

No.	Freq.	Reading Level	Correct Factor	Measure ment	Limit	Margin		
	MHz	dBuV/m	dB	dBuV/m	dBuV/m	dB	Detector	Comment
1 *	11096.1900	20.92	16.37	37.29	54.00	-16.71	AVG	
2	11101.9700	31.33	16.39	47.72	74.00	-26.28	Peak	

Orthogonal Axis：	X
Test Mode：	UNII-2C/ TX AC40 Mode 5670MHz

Vertical

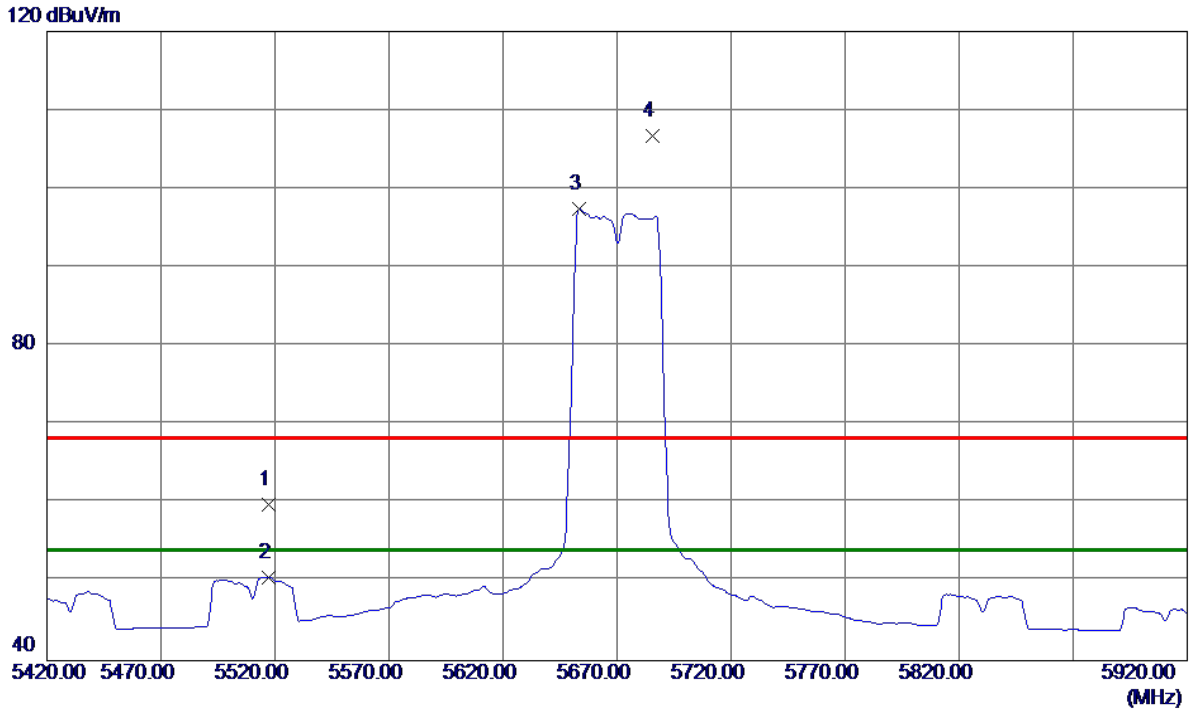

No.	Freq.	Reading Level	Correct Factor	Measure ment	Limit	Margin		
	MHz	dBuV/m	dB	dBuV/m	dBuV/m	dB	Detector	Comment
1	5517.0000	17.67	42.14	59.81	68.30	-8.49	Peak	
2	5517.0000	8.44	42.14	50.58	54.00	-3.42	AVG	
3 *	5653.5000	54.90	42.53	97.43	54.00	43.43	AVG	No Limit
4	5685.5000	64.13	42.62	106.75	68.30	38.45	Peak	No Limit

Orthogonal Axis：	X
Test Mode：	UNII-2C/ TX AC40 Mode 5670MHz

Vertical

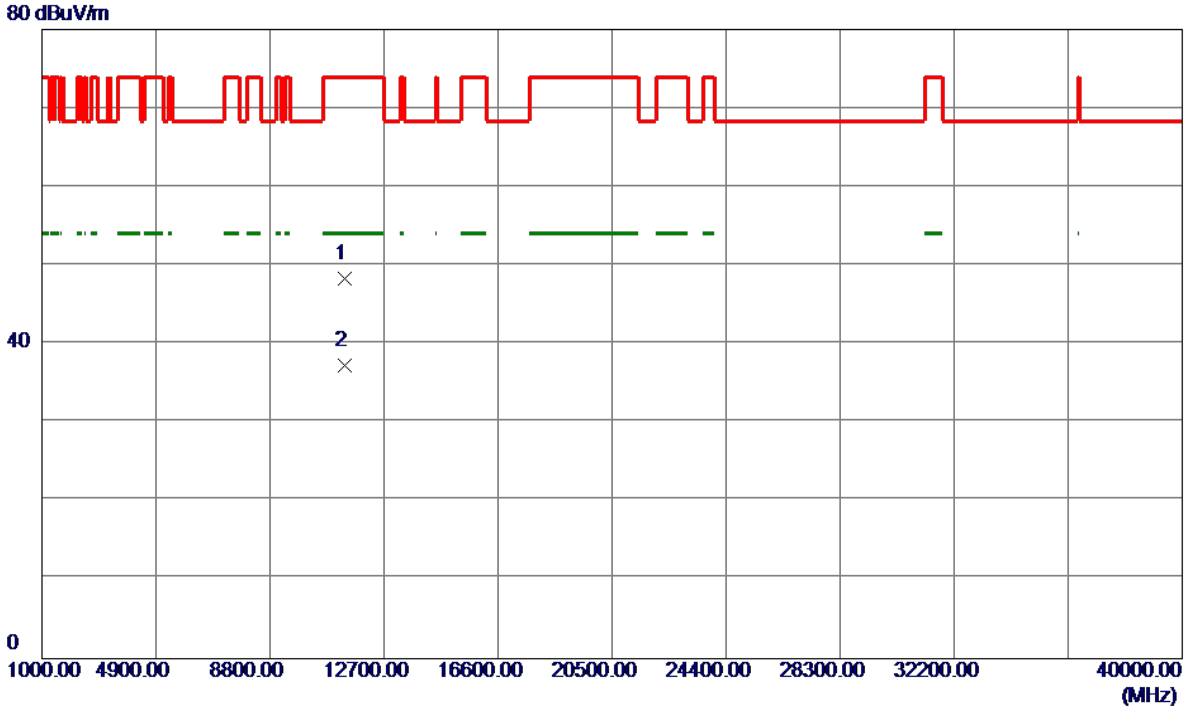

No.	Freq.	Reading Level	Correct Factor	Measure ment	Limit	Margin		
	MHz	dBuV/m	dB	dBuV/m	dBuV/m	dB	Detector	Comment
1	11339.6430	31.15	17.22	48.37	74.00	-25.63	Peak	
2 *	11340.3750	20.08	17.22	37.30	54.00	-16.70	AVG	

Orthogonal Axis：	X
Test Mode：	UNII-2C/ TX AC40 Mode 5670MHz

Horizontal

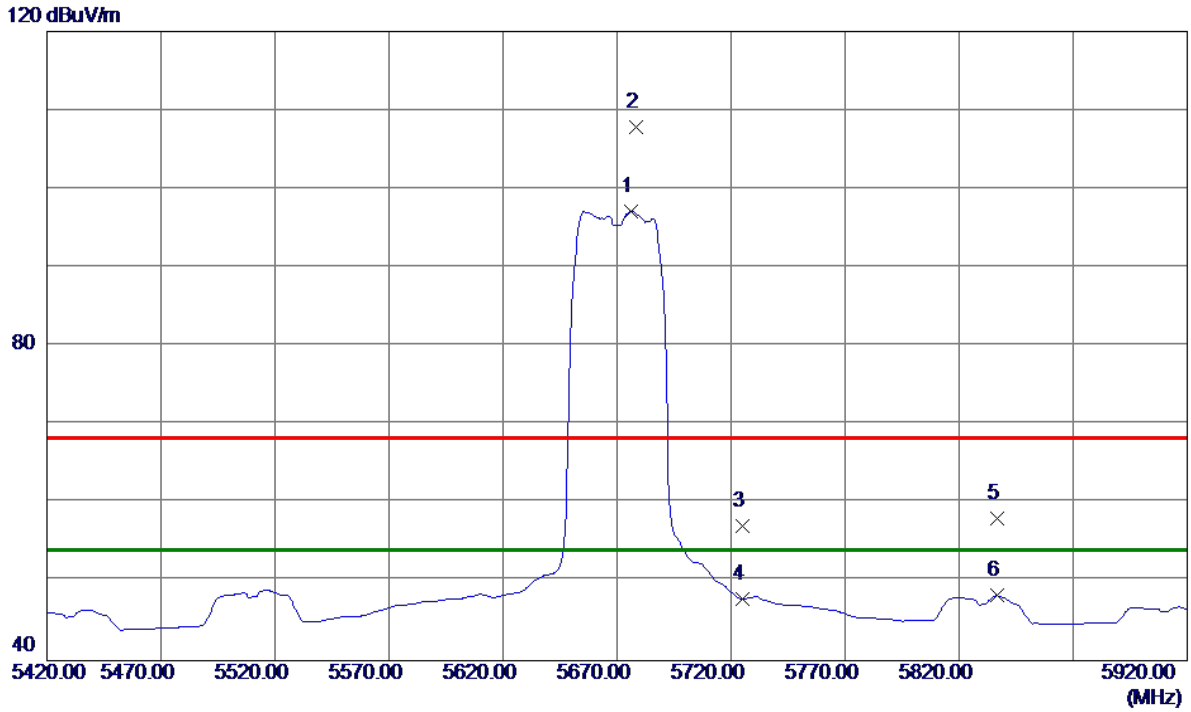

No.	Freq.	Reading Level	Correct Factor	Measure ment	Limit	Margin		
	MHz	dBuV/m	dB	dBuV/m	dBuV/m	dB	Detector	Comment
1 *	5676.0000	53.73	43.41	97.14	54.00	43.14	AVG	No Limit
2	5678.5000	64.35	43.42	107.77	68.30	39.47	Peak	No Limit
3	5725.0000	13.53	43.56	57.09	68.30	-11.21	Peak	
4	5725.0000	4.24	43.56	47.80	54.00	-6.20	AVG	
5	5836.5000	14.15	43.90	58.05	68.30	-10.25	Peak	
6	5836.5000	4.35	43.90	48.25	54.00	-5.75	AVG	

Orthogonal Axis：	X
Test Mode：	UNII-2C/ TX AC40 Mode 5670MHz

Horizontal

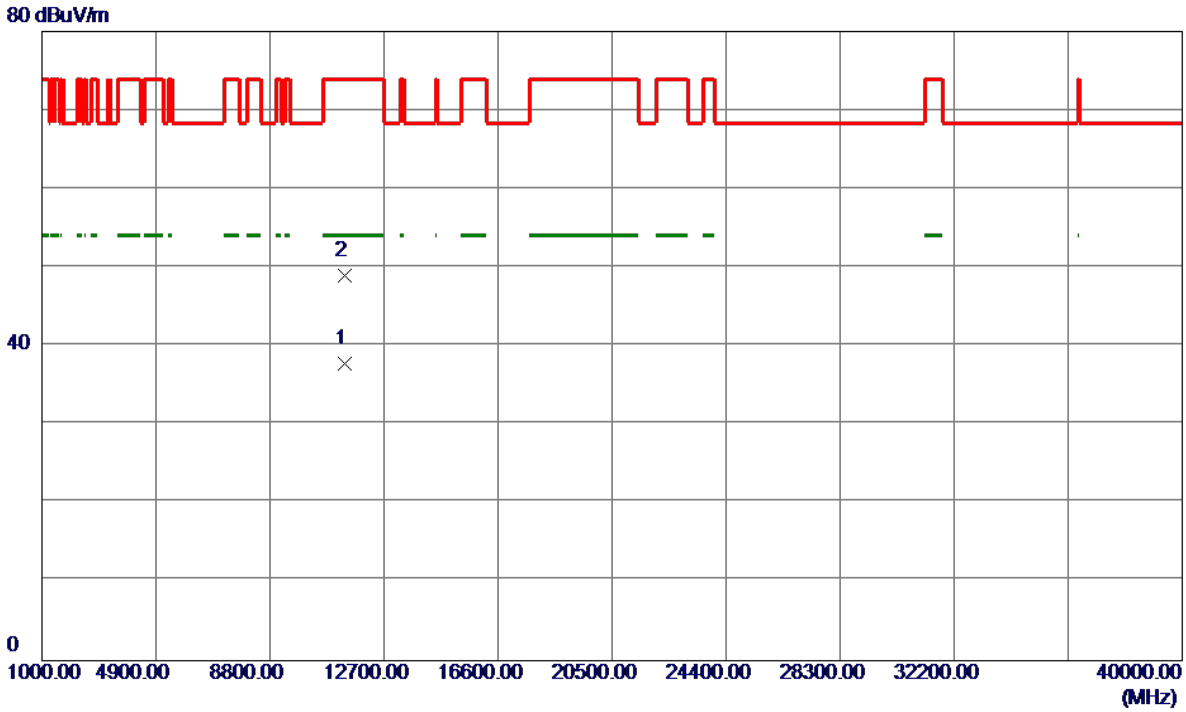

No.	Freq.	Reading Level	Correct Factor	Measure ment	Limit	Margin		
	MHz	dBuV/m	dB	dBuV/m	dBuV/m	dB	Detector	Comment
1 *	11340.3200	20.61	17.22	37.83	54.00	-16.17	AVG	
2	11340.4300	31.74	17.22	48.96	74.00	-25.04	Peak	

Orthogonal Axis：	X
Test Mode：	UNII-2C/ TX AC80 Mode 5530MHz

Vertical

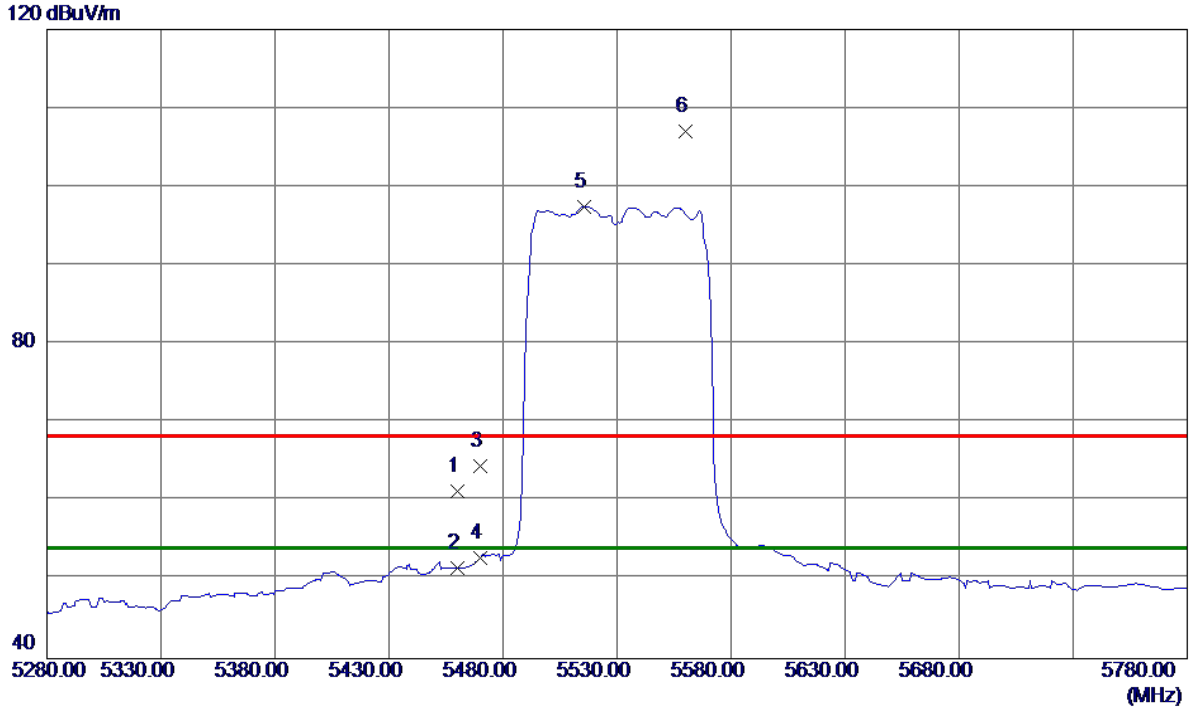

No.	Freq.	Reading Level	Correct Factor	Measure ment	Limit	Margin		
	MHz	dBuV/m	dB	dBuV/m	dBuV/m	dB	Detector	Comment
1	5460.0000	18.59	42.68	61.27	68.30	-7.03	Peak	
2	5460.0000	8.87	42.68	51.55	54.00	-2.45	AVG	
3	5470.0000	21.68	42.73	64.41	68.30	-3.89	Peak	
4	5470.0000	10.12	42.73	52.85	54.00	-1.15	AVG	
5 *	5515.5000	54.58	42.93	97.51	54.00	43.51	AVG	No Limit
6	5560.0000	64.03	43.06	107.09	68.30	38.79	Peak	No Limit

Orthogonal Axis：	X
Test Mode：	UNII-2C/ TX AC80 Mode 5530MHz

Vertical

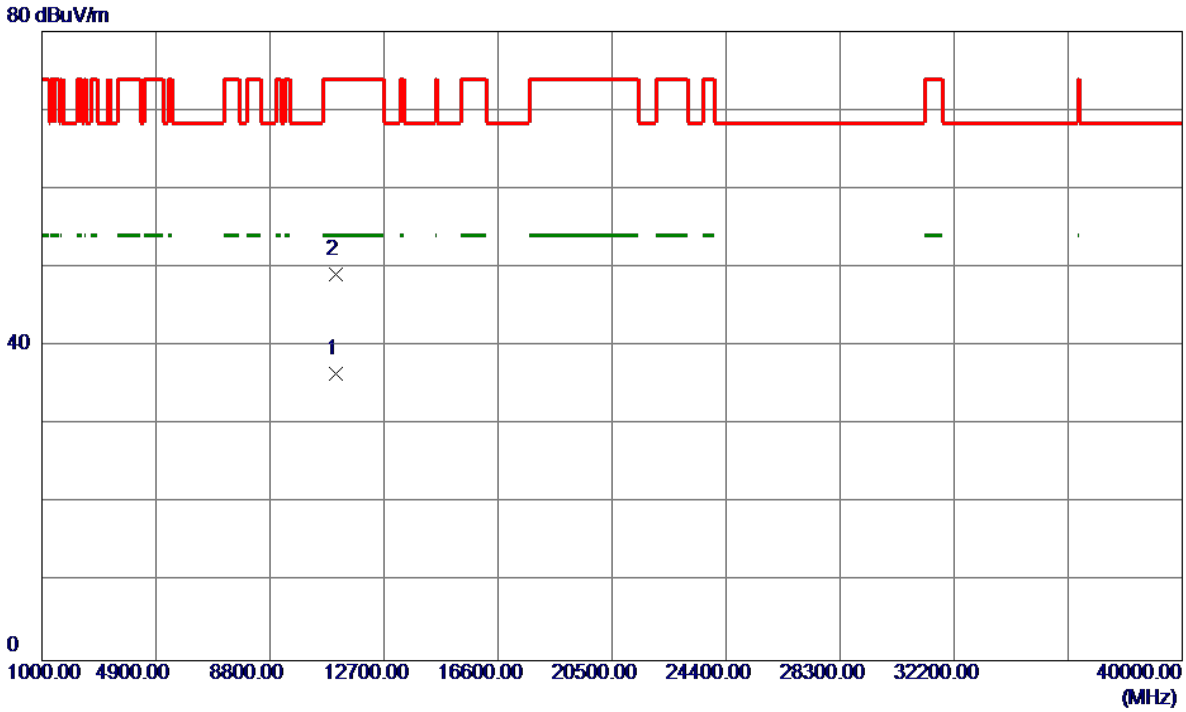

No.	Freq.	Reading Level	Correct Factor	Measure ment	Limit	Margin		
	MHz	dBuV/m	dB	dBuV/m	dBuV/m	dB	Detector	Comment
1 *	11059.9589	20.18	16.24	36.42	54.00	-17.58	AVG	
2	11059.9620	32.84	16.24	49.08	74.00	-24.92	Peak	

Orthogonal Axis：	X
Test Mode：	UNII-2C/ TX AC80 Mode 5530MHz

Horizontal

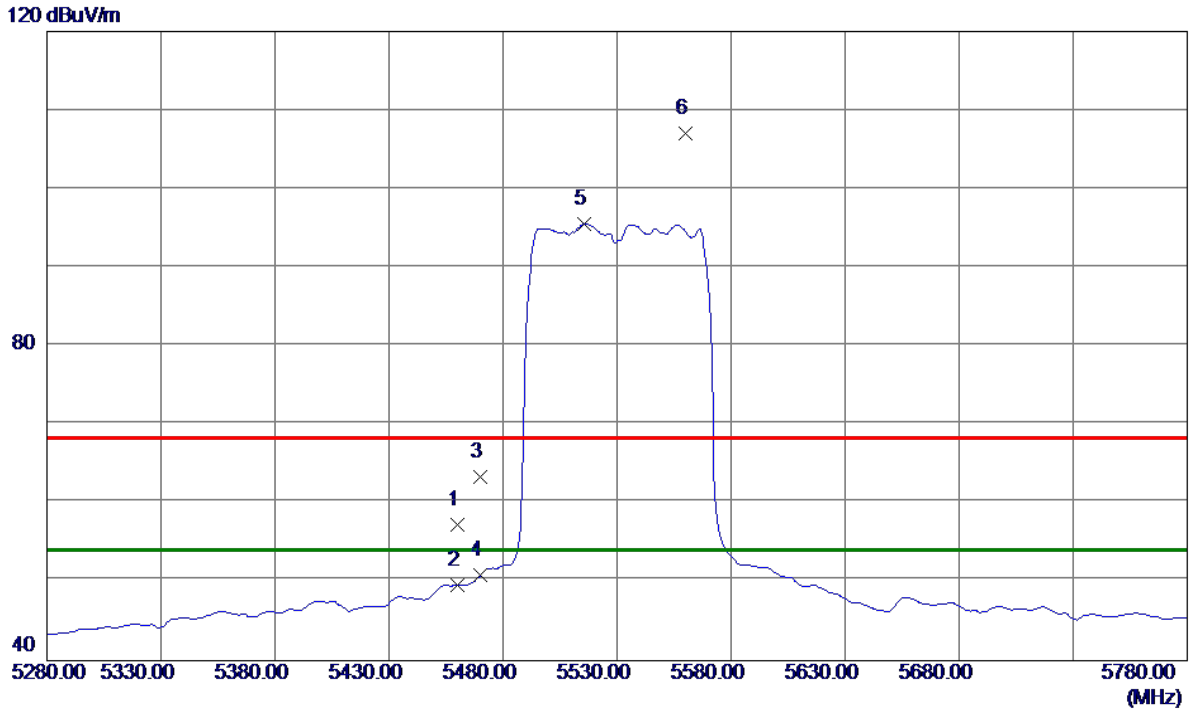

No.	Freq.	Reading Level	Correct Factor	Measure ment	Limit	Margin		
	MHz	dBuV/m	dB	dBuV/m	dBuV/m	dB	Detector	Comment
1	5460.0000	14.59	42.68	57.27	68.30	-11.03	Peak	
2	5460.0000	6.87	42.68	49.55	54.00	-4.45	AVG	
3	5470.0000	20.68	42.73	63.41	68.30	-4.89	Peak	
4	5470.0000	8.12	42.73	50.85	54.00	-3.15	AVG	
5 *	5515.5000	52.58	42.93	95.51	54.00	41.51	AVG	No Limit
6	5560.0000	64.03	43.06	107.09	68.30	38.79	Peak	No Limit

Orthogonal Axis：	X
Test Mode：	UNII-2C/ TX AC80 Mode 5530MHz

Horizontal

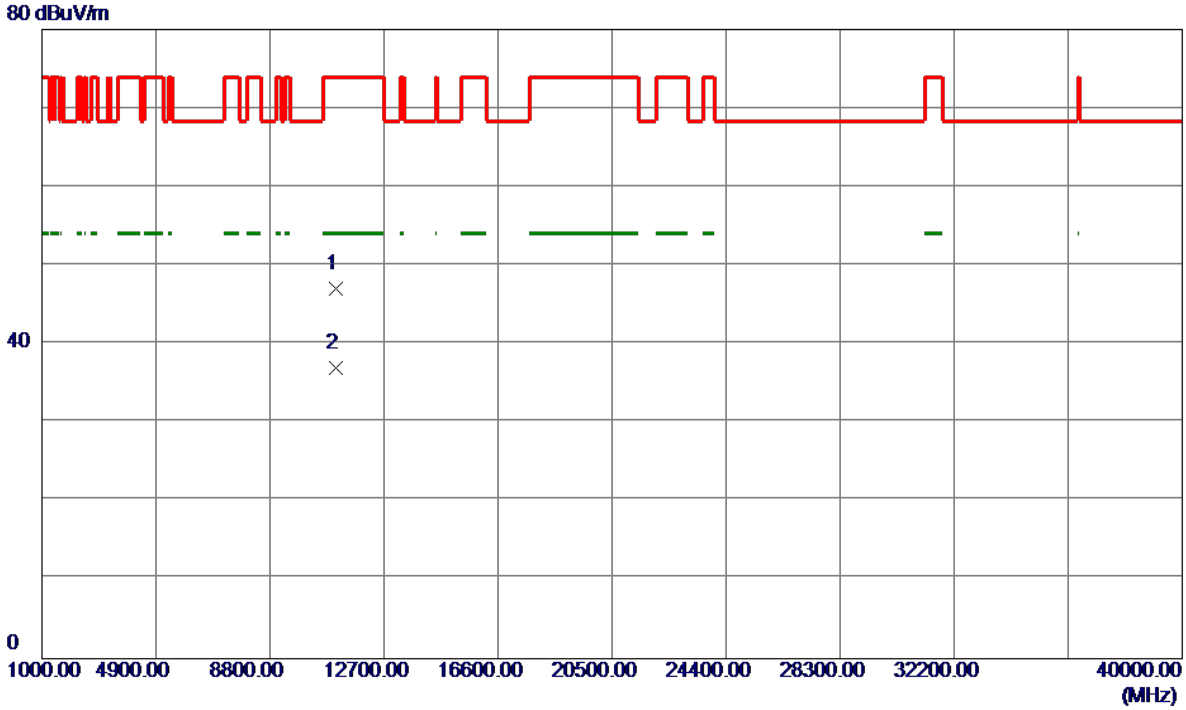

No.	Freq.	Reading Level	Correct Factor	Measure ment	Limit	Margin		
	MHz	dBuV/m	dB	dBuV/m	dBuV/m	dB	Detector	Comment
1	11055.4000	30.82	16.22	47.04	74.00	-26.96	Peak	
2 *	11063.3000	20.68	16.25	36.93	54.00	-17.07	AVG	

Orthogonal Axis：	X
Test Mode：	UNII-2C/ TX AC80 Mode 5610MHz

Vertical

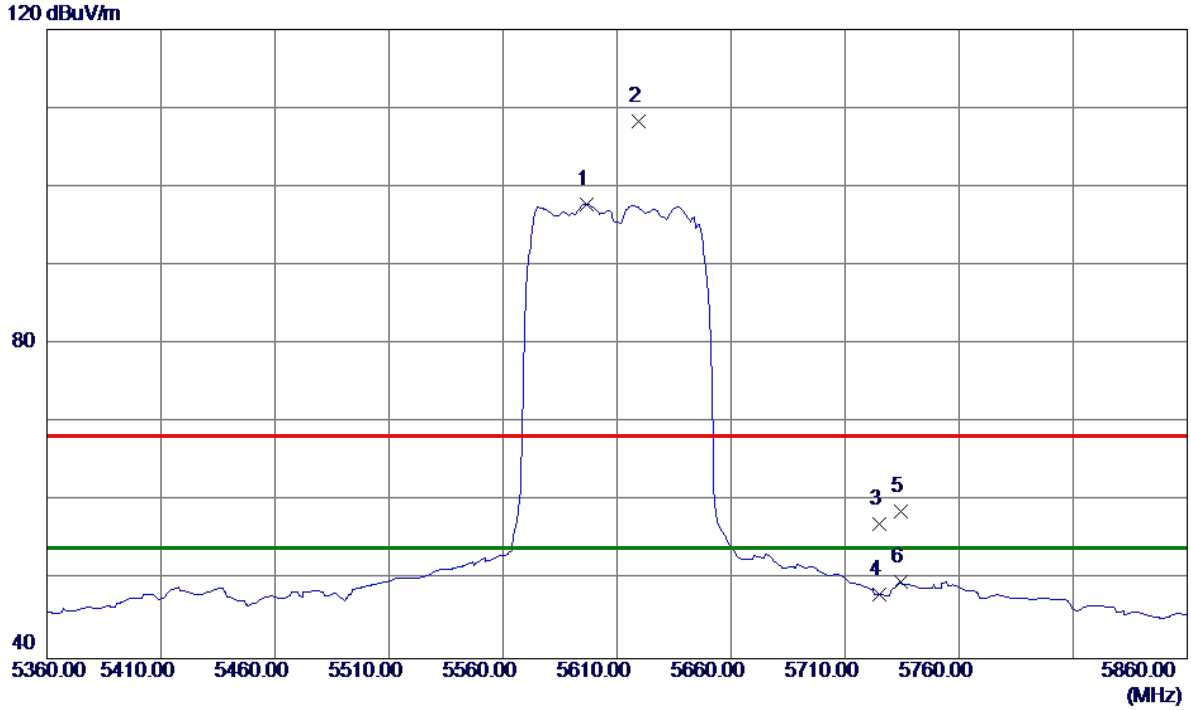

No.	Freq.	Reading Level	Correct Factor	Measure ment	Limit	Margin		
	MHz	dBuV/m	dB	dBuV/m	dBuV/m	dB	Detector	Comment
1 *	5596.5000	54.66	43.17	97.83	54.00	43.83	AVG	No Limit
2	5619.5000	65.13	43.24	108.37	68.30	40.07	Peak	No Limit
3	5725.0000	13.53	43.56	57.09	68.30	-11.21	Peak	
4	5725.0000	4.54	43.56	48.10	54.00	-5.90	AVG	
5	5734.5000	15.17	43.59	58.76	68.30	-9.54	Peak	
6	5734.5000	6.19	43.59	49.78	54.00	-4.22	AVG	

Orthogonal Axis：	X
Test Mode：	UNII-2C/ TX AC80 Mode 5610MHz

Vertical

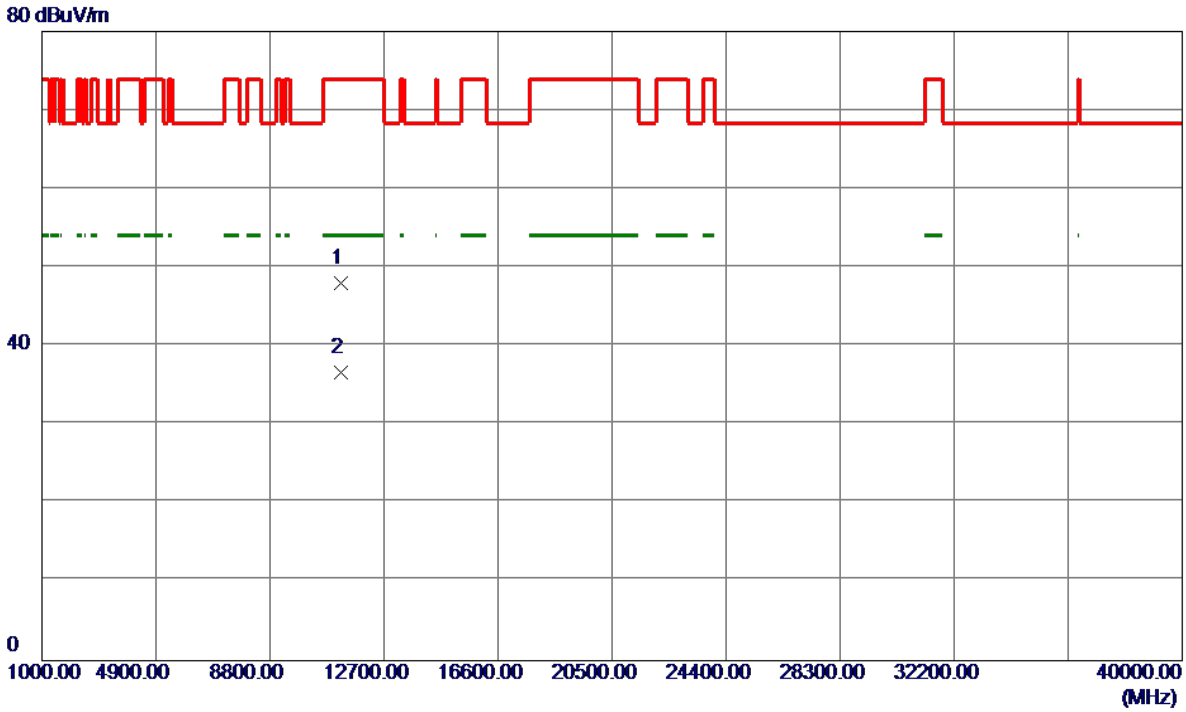

No.	Freq.	Reading Level	Correct Factor	Measure ment	Limit	Margin		
	MHz	dBuV/m	dB	dBuV/m	dBuV/m	dB	Detector	Comment
1	11220.3620	31.14	16.80	47.94	74.00	-26.06	Peak	
2 *	11220.9620	19.86	16.81	36.67	54.00	-17.33	AVG	

Orthogonal Axis：	X
Test Mode：	UNII-2C/ TX AC80 Mode 5610MHz

Horizontal

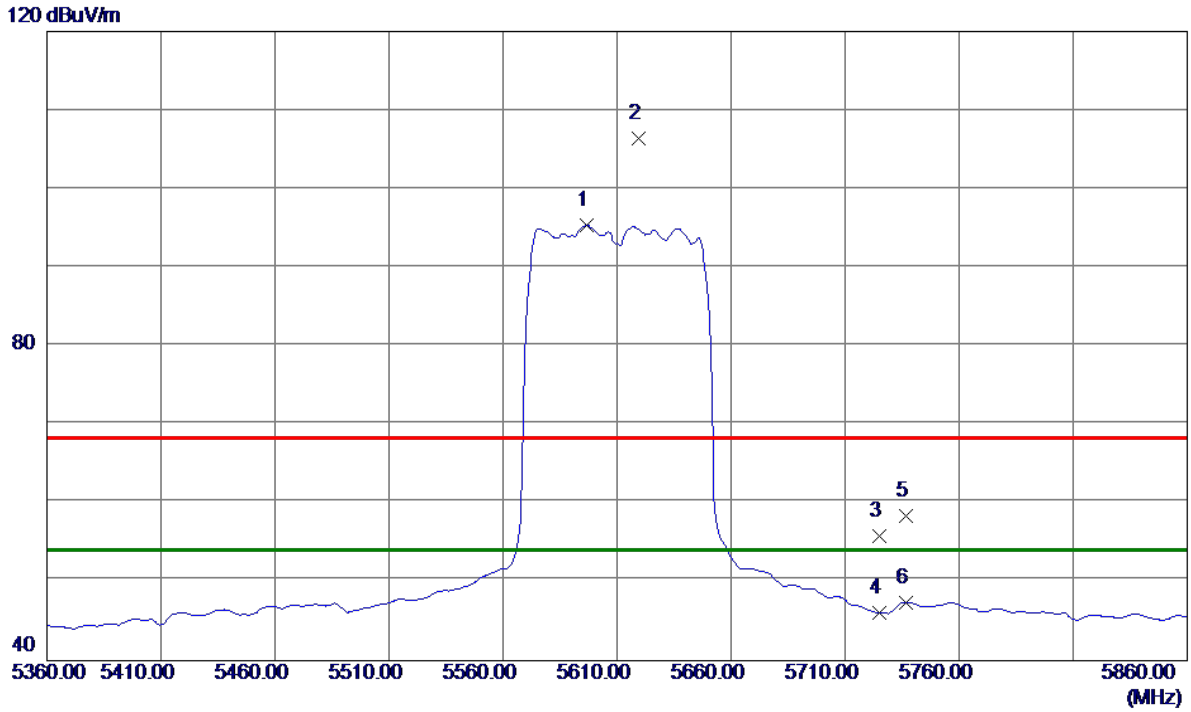

No.	Freq.	Reading Level	Correct Factor	Measure ment	Limit	Margin		
	MHz	dBuV/m	dB	dBuV/m	dBuV/m	dB	Detector	Comment
1 *	5596.5000	52.16	43.17	95.33	54.00	41.33	AVG	No Limit
2	5619.5000	63.13	43.24	106.37	68.30	38.07	Peak	No Limit
3	5725.0000	12.34	43.56	55.90	68.30	-12.40	Peak	
4	5725.0000	2.54	43.56	46.10	54.00	-7.90	AVG	
5	5736.5000	14.88	43.59	58.47	68.30	-9.83	Peak	
6	5736.5000	3.83	43.59	47.42	54.00	-6.58	AVG	

Orthogonal Axis：	X
Test Mode：	UNII-2C/ TX AC80 Mode 5610MHz

Horizontal

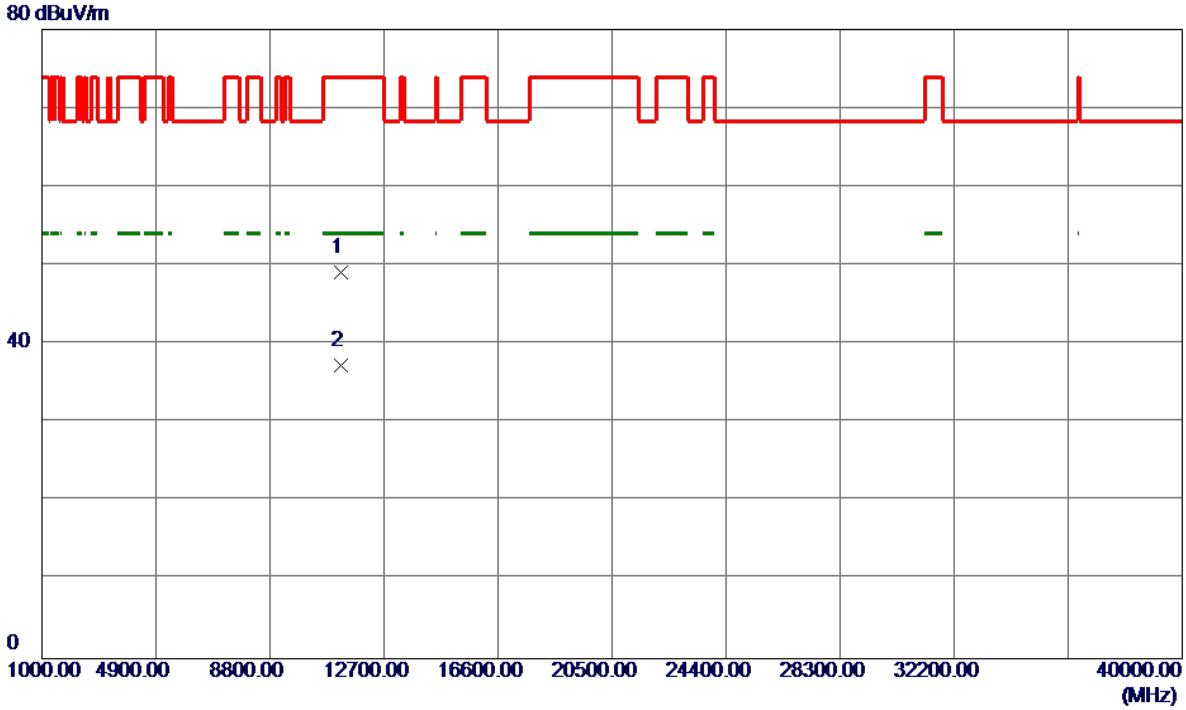

No.	Freq.	Reading Level	Correct Factor	Measure ment	Limit	Margin		
	MHz	dBuV/m	dB	dBuV/m	dBuV/m	dB	Detector	Comment
1	11219.5500	32.36	16.80	49.16	74.00	-24.84	Peak	
2 *	11220.8800	20.52	16.81	37.33	54.00	-16.67	AVG	

TX A Mode_DUTY CYCLE

Duty cycle: TX DUTYMHz

Duty cycle = T_{ON} / T_{Total}

T_{ON}: 2.06 msec

T_{Total}: 2.18 msec

Duty cycle: 94.50%

Duty Factor = 10 log(1/Duty cycle)

Duty Factor = 0.25

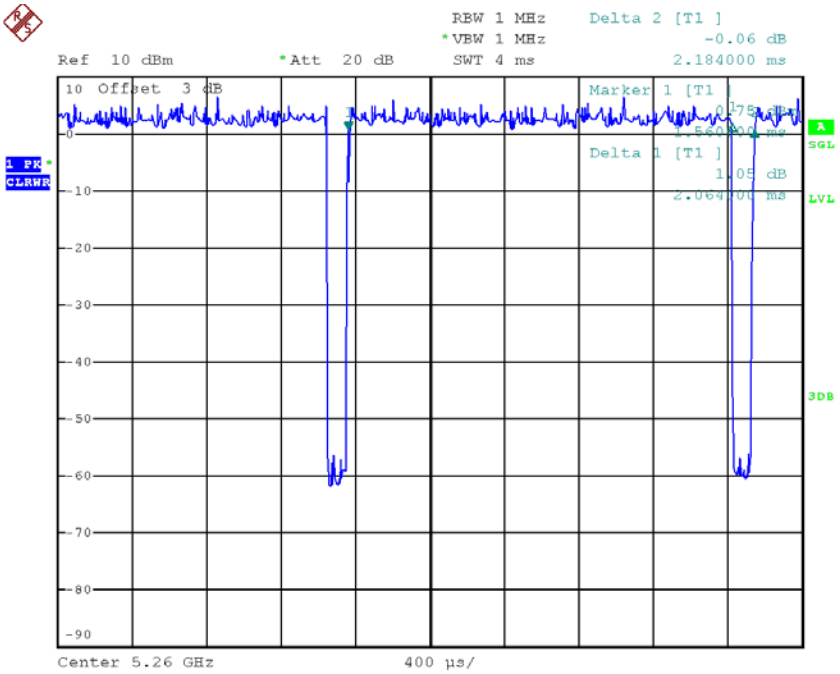

Date: 4.DEC.2017 09:13:32

Note: The EUT was programmed to be in countinously transmitting mode and the transmit duty cycle is not less than 98 %, so, the output power and power density should be cacluated as Output Power = Measured power + Ducy factor
Power Spectral Density = Measured density + Duty factor

TX N20 Mode_DUTY CYCLE

Duty cycle: TX DUTYMHz

Duty cycle = T_{ON} / T_{Total}

T_{ON}: 0.52 msec

T_{Total}: 0.62 msec

Duty cycle: 83.87%

Duty Factor = 10 log(1/Duty cycle)

Duty Factor = 0.76

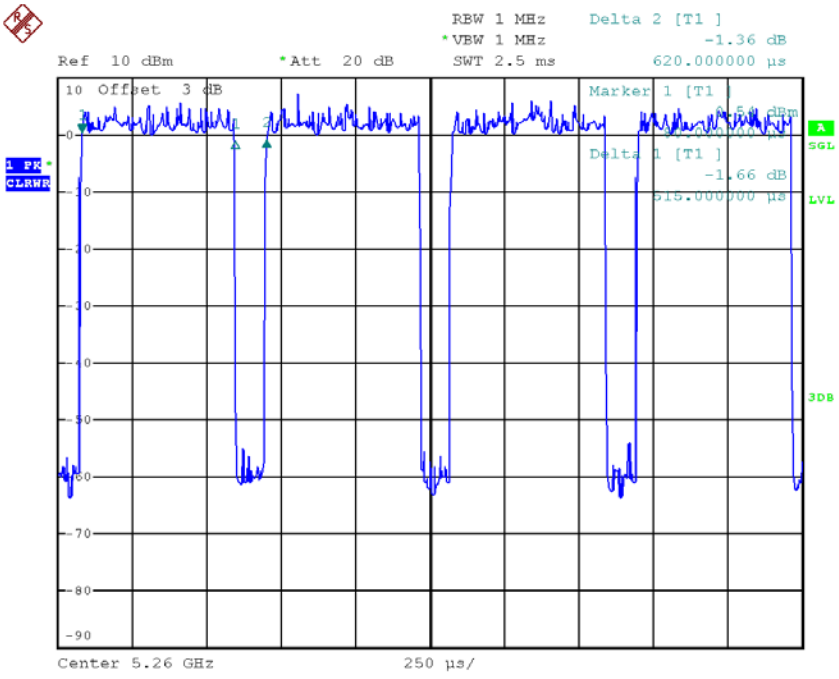

Note: The EUT was programmed to be in countinously transmitting mode and the transmit duty cycle is not less than 98 %, so, the output power and power density should be cacluated as Output Power = Measured power + Ducy factor
Power Spectral Density = Measured density + Duty factor

TX N40 Mode_DUTY CYCLE

Duty cycle: TX DUTYMHz

Duty cycle = T_{ON} / T_{Total}

T_{ON}: 0.25 msec

T_{Total}: 0.38 msec

Duty cycle: 65.79%

Duty Factor = 10 log(1/Duty cycle)

Duty Factor = 1.82

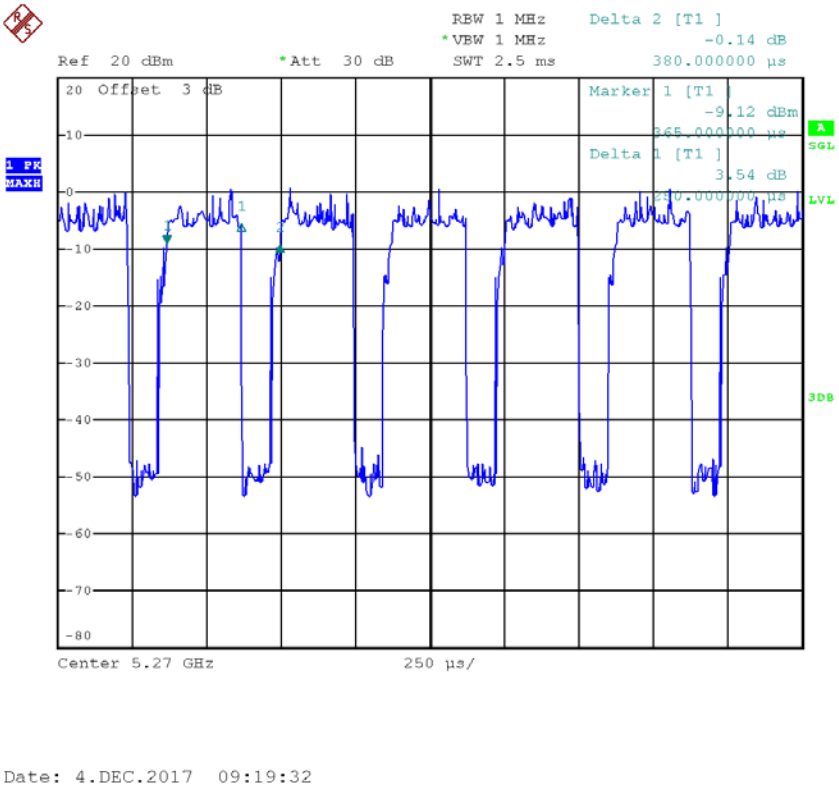

Note: The EUT was programmed to be in countinously transmitting mode and the transmit duty cycle is not less than 98 %, so, the output power and power density should be cacluated as Output Power = Measured power + Ducy factor
Power Spectral Density = Measured density + Duty factor

TX AC20 Mode_DUTY CYCLE

Duty cycle: TX DUTYMHz

Duty cycle = T_{ON} / T_{Total}

T_{ON}: 0.52 msec

T_{Total}: 0.56 msec

Duty cycle: 92.86%

Duty Factor = 10 log(1/Duty cycle)

Duty Factor = 0.32

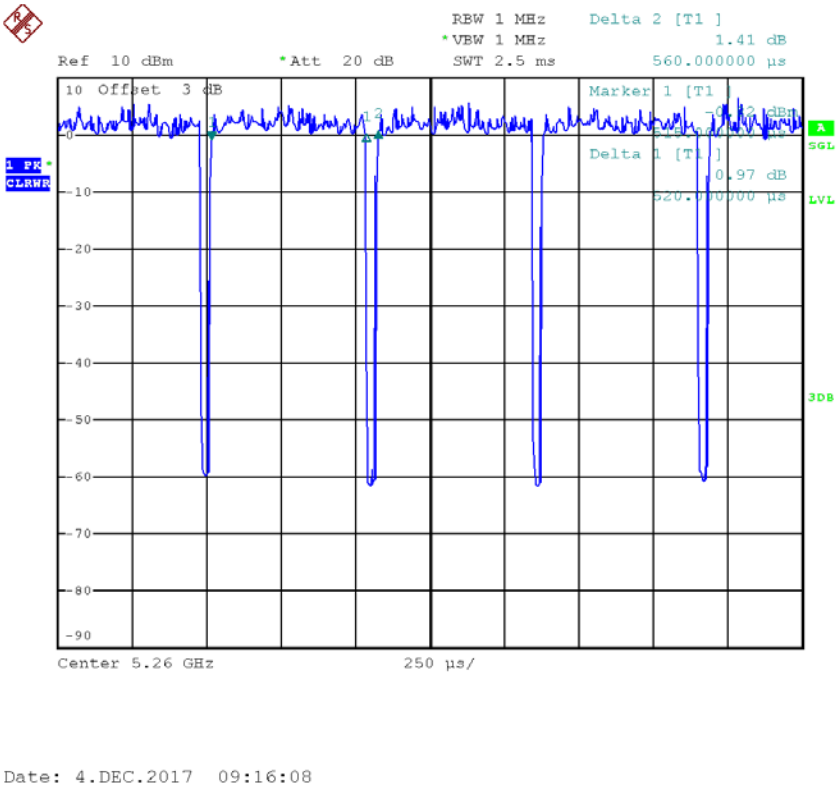

Note: The EUT was programmed to be in countinously transmitting mode and the transmit duty cycle is not less than 98 %, so, the output power and power density should be cacluated as Output Power = Measured power + Ducy factor
Power Spectral Density = Measured density + Duty factor

TX AC40 Mode_DUTY CYCLE

Duty cycle: TX DUTYMHz

Duty cycle = T_{ON} / T_{Total}

T_{ON}: 0.24 msec

T_{Total}: 0.31 msec

Duty cycle: 77.42%

Duty Factor = 10 log(1/Duty cycle)

Duty Factor = 1.11

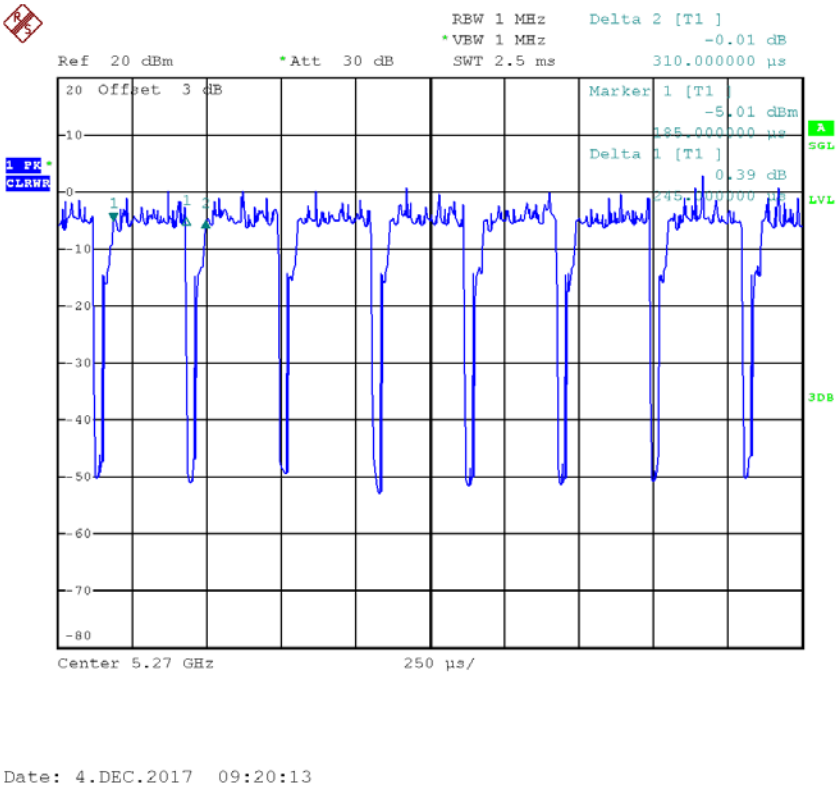

Note: The EUT was programmed to be in countinously transmitting mode and the transmit duty cycle is not less than 98 %, so, the output power and power density should be cacluated as Output Power = Measured power + Ducy factor
Power Spectral Density = Measured density + Duty factor

TX AC80 Mode_DUTY CYCLE

Duty cycle: TX DUTYMHz

Duty cycle = T_{ON} / T_{Total}

T_{ON}: 0.145 msec

T_{Total}: 0.195 msec

Duty cycle: 74.35%

Duty Factor = 10 log(1/Duty cycle)

Duty Factor = 1.29

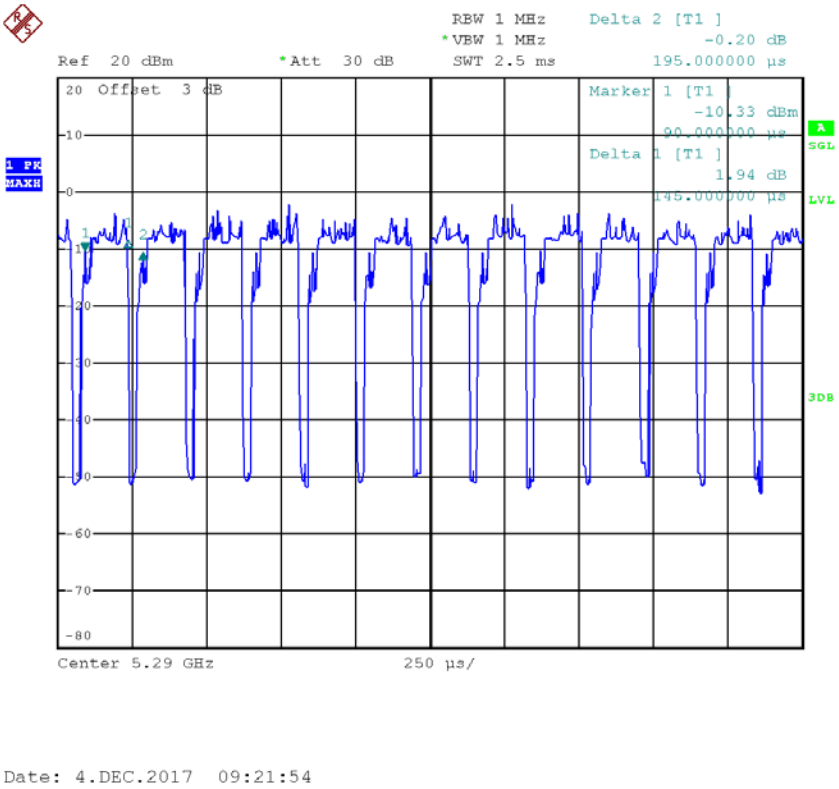

Note: The EUT was programmed to be in countinously transmitting mode and the transmit duty cycle is not less than 98 %, so, the output power and power density should be cacluated as Output Power = Measured power + Ducy factor
Power Spectral Density = Measured density + Duty factor

APPENDIX E - BANDWIDTH

Test Mode: UNII-2A/TX AMode_CH52/CH60/CH64

Channel	Frequency (MHz)	26dB Bandwidth (MHz)	99% Occupied Bandwidth (MHz)
CH52	5260	21.91	17.40
CH60	5300	21.85	17.40
CH64	5320	21.90	17.40

TX CH52

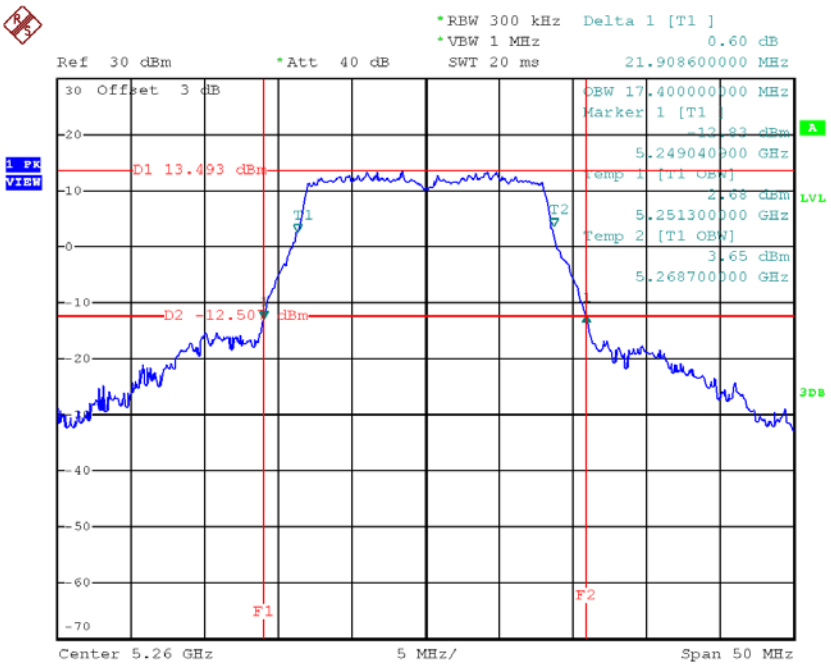

Date: 4.DEC.2017 09:53:30

TX CH60

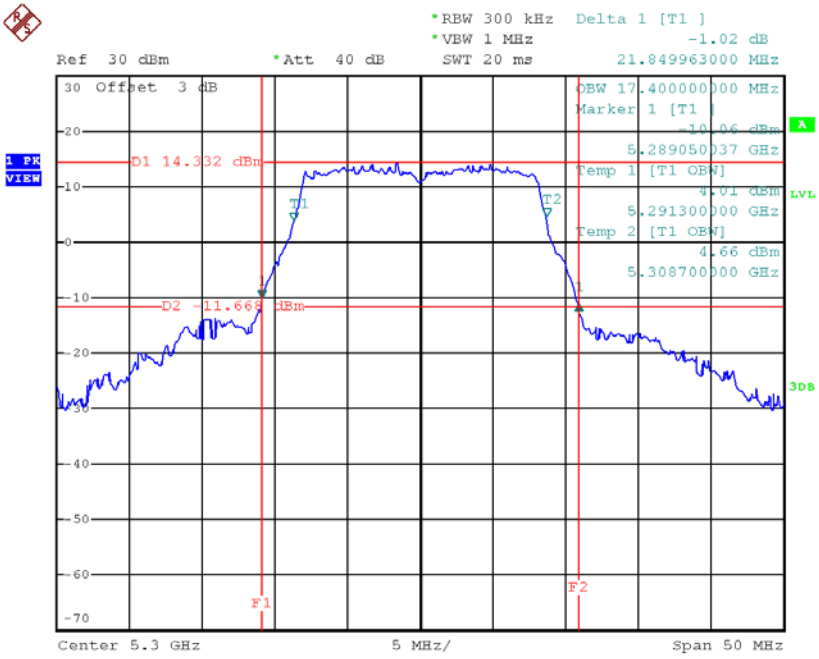

Date: 4.DEC.2017 09:55:52

TX CH64

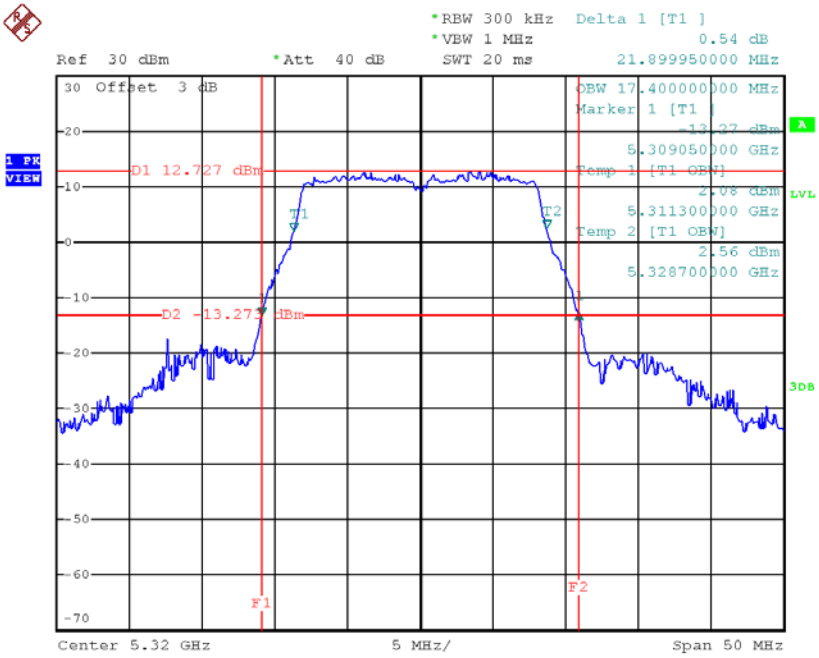

Date: 4.DEC.2017 09:56:35

Test Mode: UNII-2A/TX N20 Mode_CH52/CH60/CH64

Channel	Frequency (MHz)	26dB Bandwidth (MHz)	99% Occupied Bandwidth (MHz)
CH52	5260	22.10	18.30
CH60	5300	22.00	18.30
CH64	5320	21.95	18.30

TX CH52

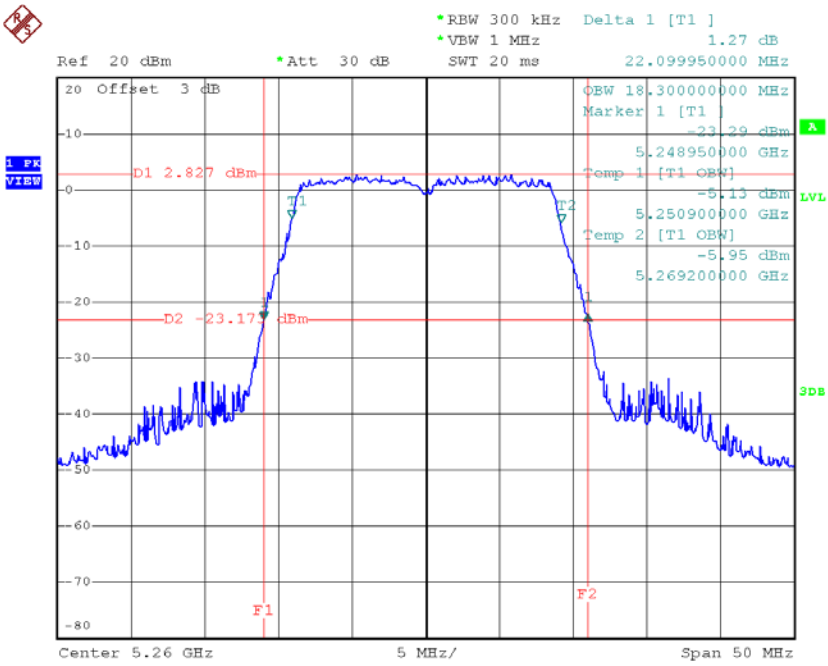

Date: 9.MAR.2018 19:02:57

TX CH60

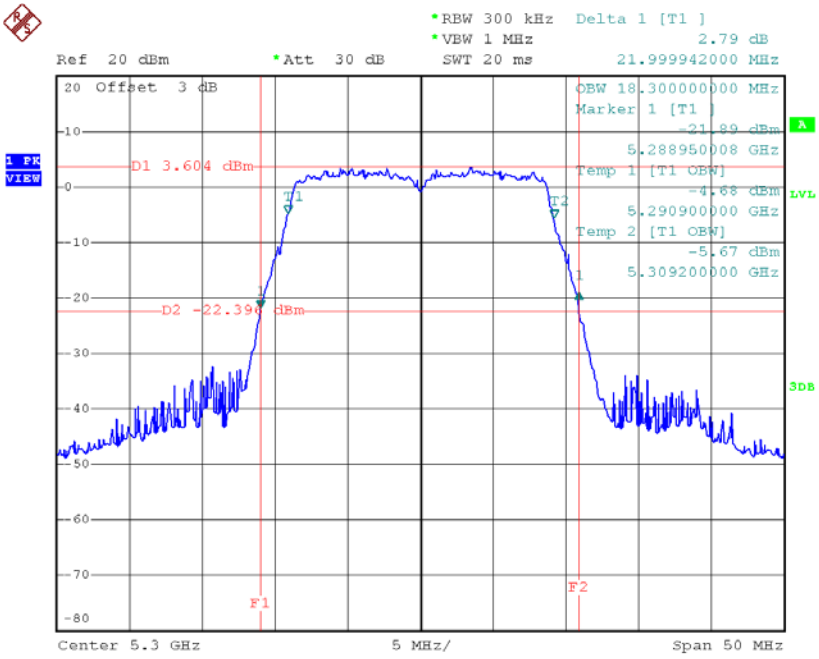

Date: 9.MAR.2018 19:08:47

TX CH64

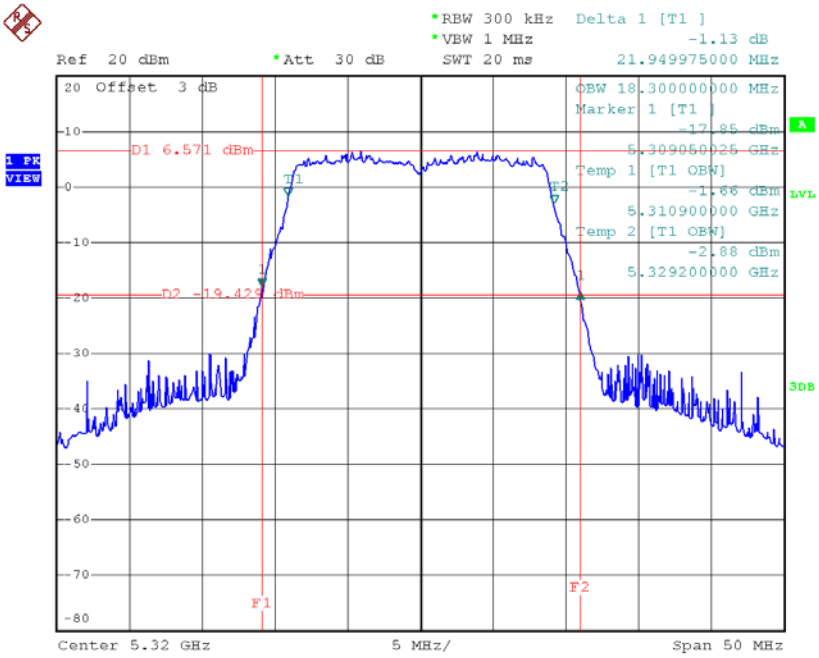

Date: 9.MAR.2018 19:10:35

Test Mode: UNII-2A/TX N40 Mode_CH54/CH62

Channel	Frequency (MHz)	26dB Bandwidth (MHz)	99% Occupied Bandwidth (MHz)
CH54	5270	41.90	37.00
CH62	5310	41.70	37.00

TX CH54

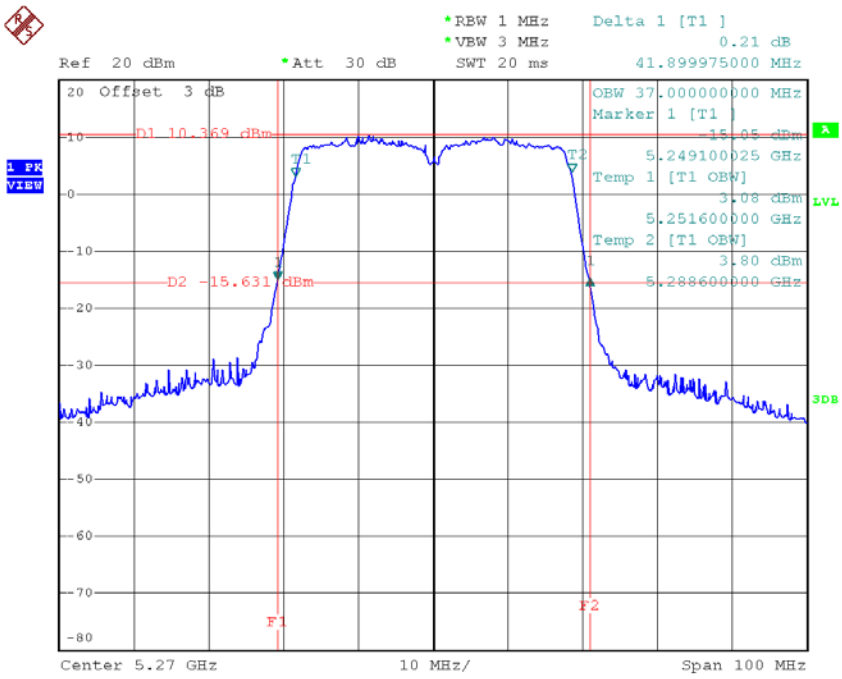

Date: 10.MAR.2018 11:17:44

TX CH62

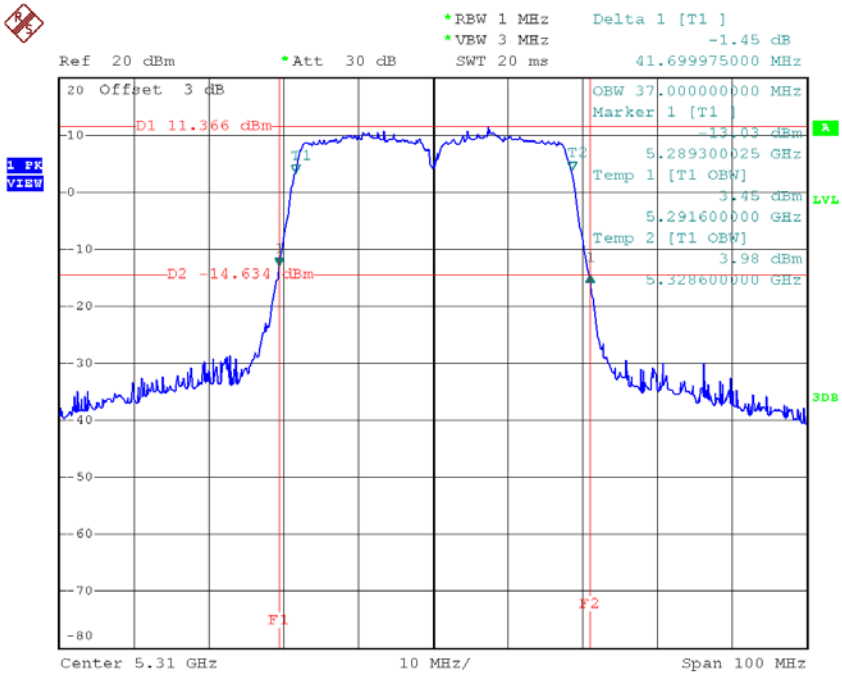

Date: 10.MAR.2018 11:18:43

Test Mode: UNII-2C/TX AMode_CH100/CH116/CH140

Channel	Frequency (MHz)	26dB Bandwidth (MHz)	99% Occupied Bandwidth (MHz)
CH100	5500	21.89	17.30
CH116	5580	21.79	17.30
CH140	5700	21.80	17.20

TX CH100

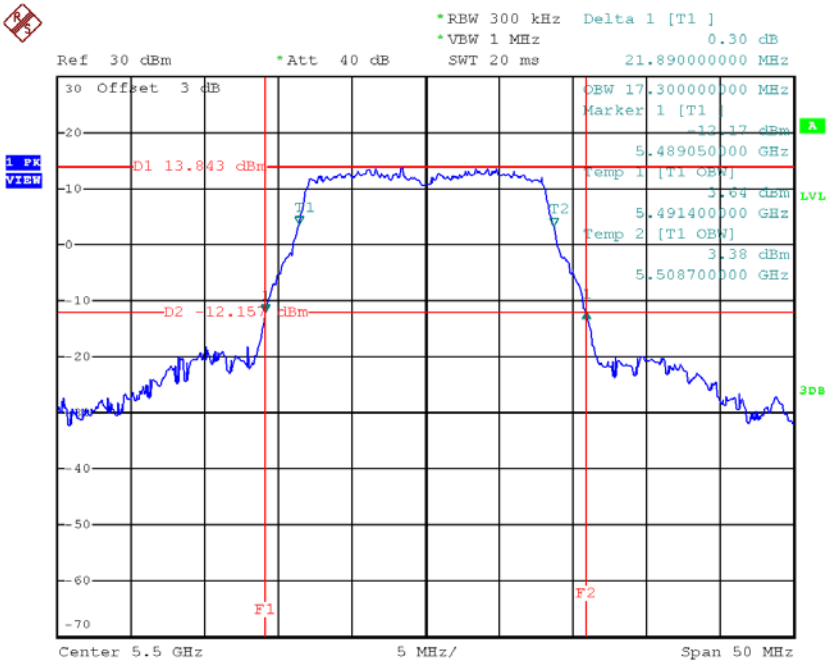

Date: 4.DEC.2017 09:57:18

TX CH116

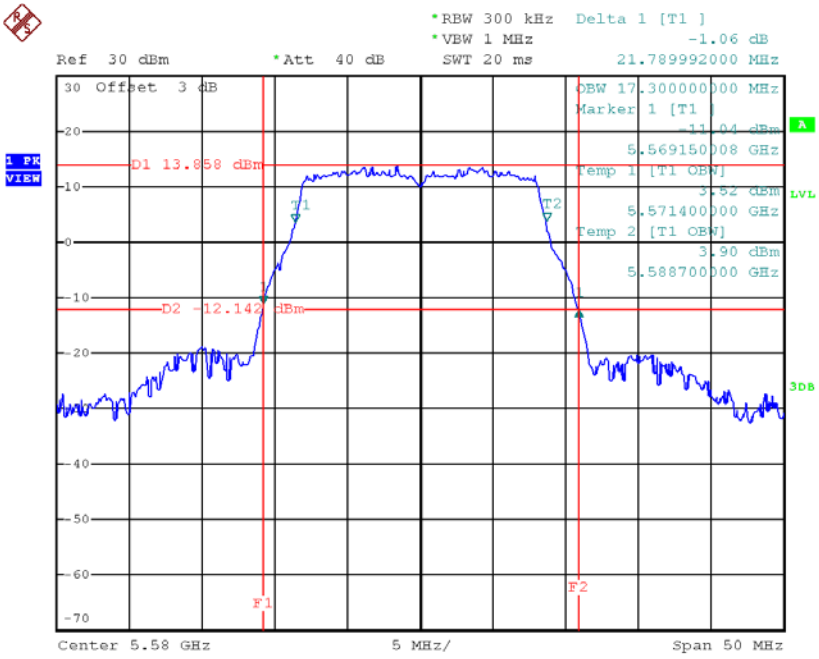

Date: 4.DEC.2017 09:57:59

TX CH140

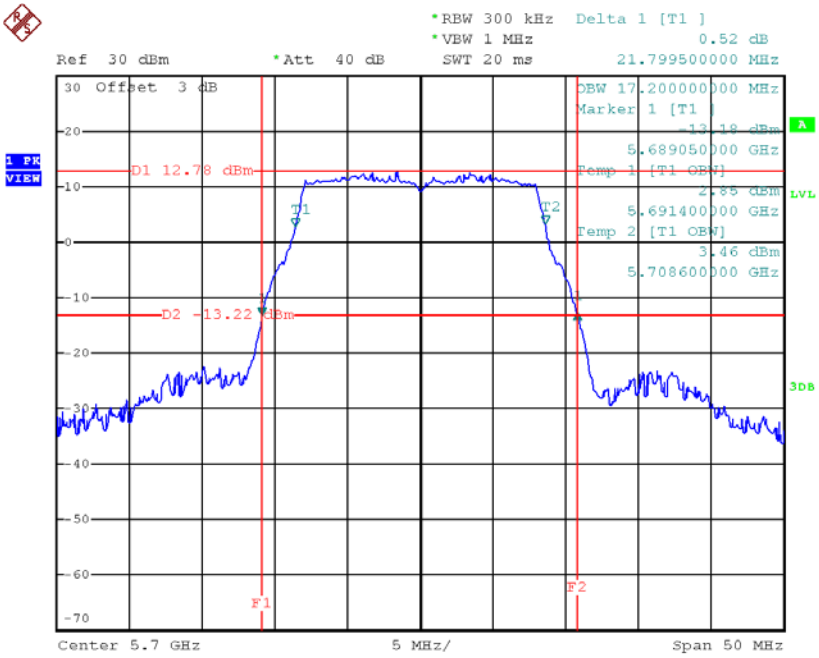

Date: 4.DEC.2017 09:58:51

Test Mode: UNII-2C/TX N20 Mode_CH100/CH116/CH140

Channel	Frequency (MHz)	26dB Bandwidth (MHz)	99% Occupied Bandwidth (MHz)
CH100	5500	21.95	18.20
CH116	5580	21.90	18.20
CH140	5700	22.05	18.30

TX CH100

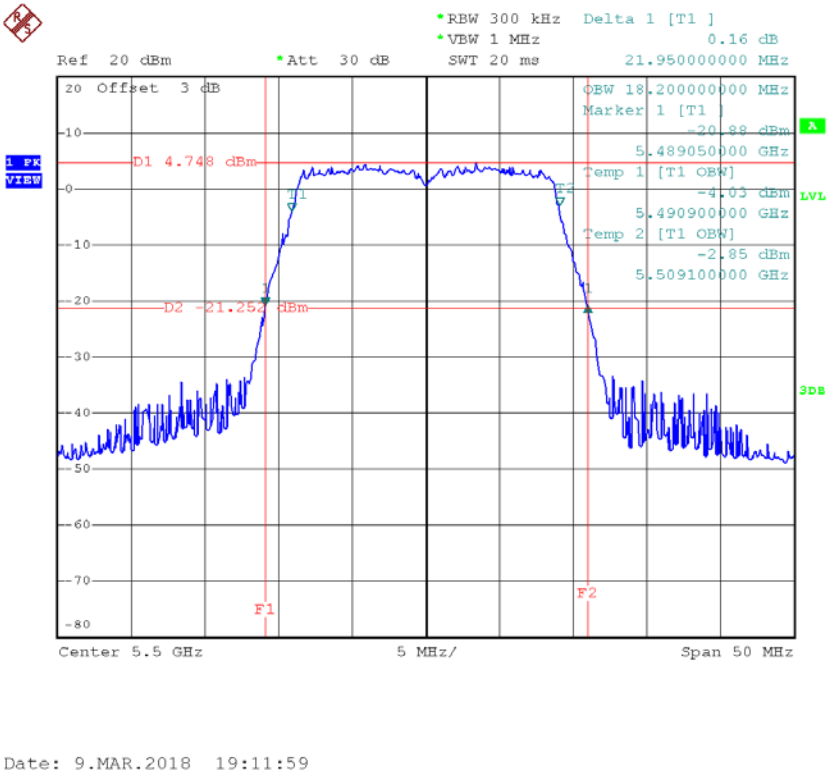

TX CH116

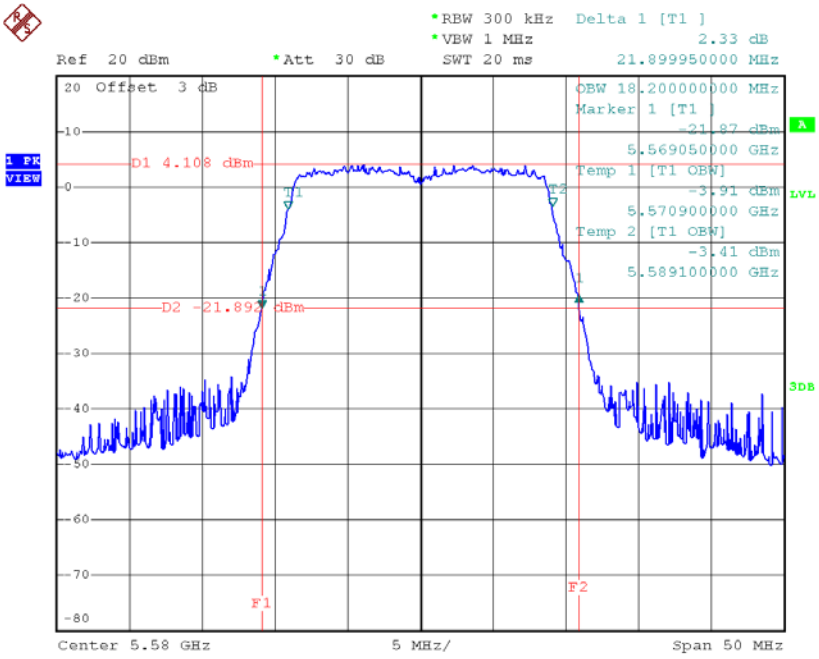

Date: 9.MAR.2018 19:13:18

TX CH140

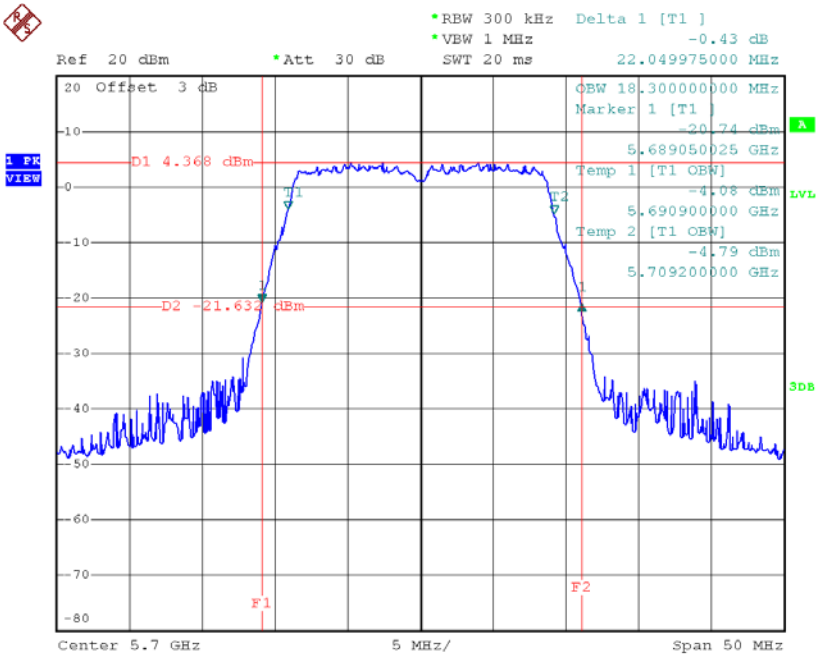

Date: 9.MAR.2018 19:14:23

Test Mode: UNII-2C/TX N40 Mode_CH102/CH110/CH134

Channel	Frequency (MHz)	26dB Bandwidth (MHz)	99% Occupied Bandwidth (MHz)
CH102	5510	41.80	37.00
CH110	5550	41.80	37.00
CH134	5670	41.61	37.00

TX CH102

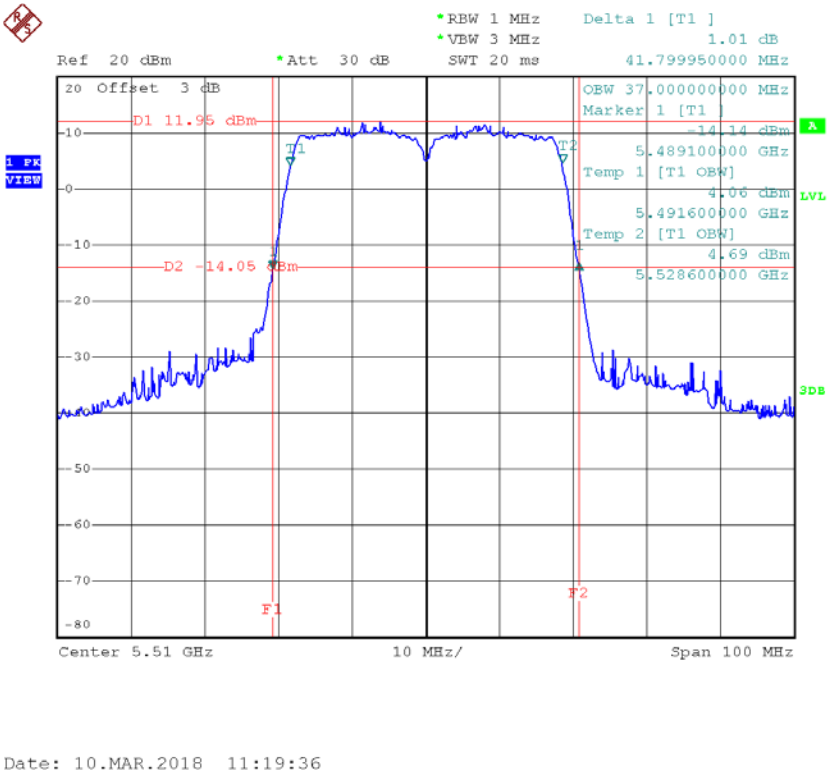

TX CH110

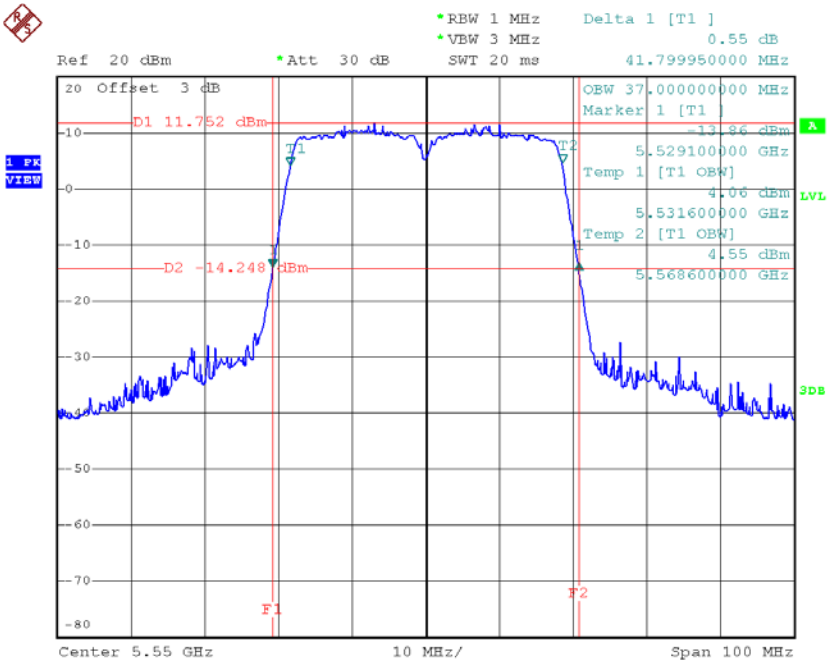

Date: 10.MAR.2018 11:20:26

TX CH134

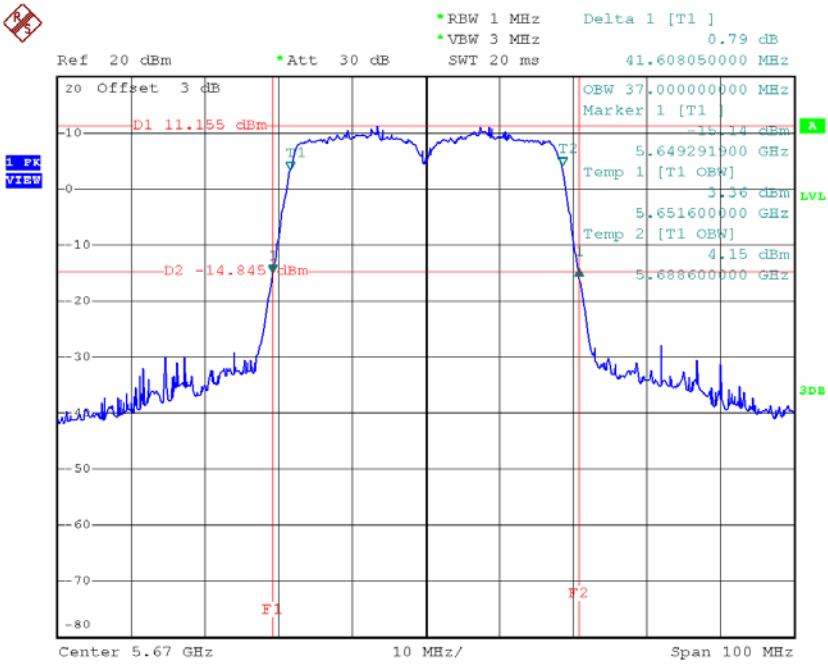

Date: 10.MAR.2018 11:21:13

Test Mode: UNII-2A/TX AC20 Mode_CH52/CH60/CH64

Channel	Frequency (MHz)	26dB Bandwidth (MHz)	99% Occupied Bandwidth (MHz)
CH52	5260	21.96	18.40
CH60	5300	22.15	18.30
CH64	5320	21.95	18.30

TX CH52

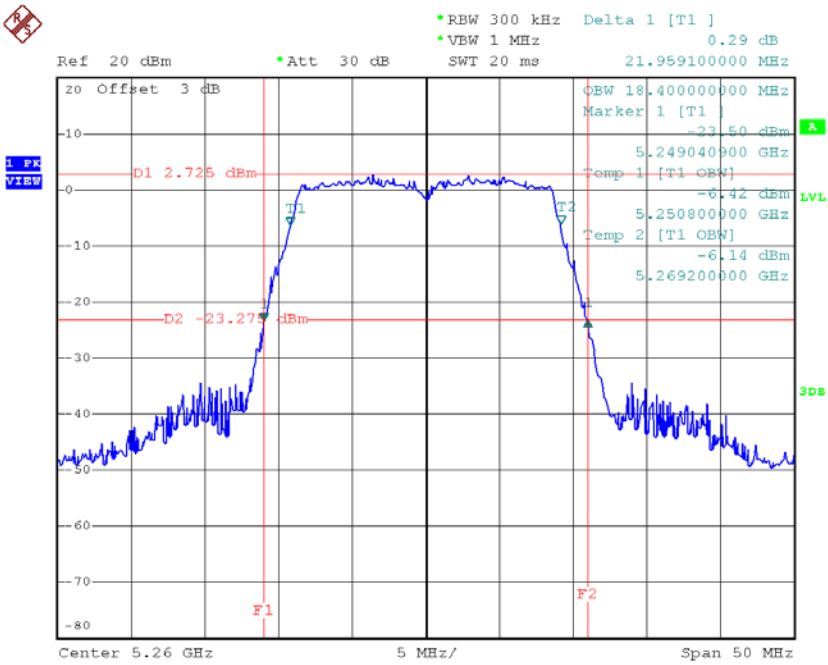

Date: 10.MAR.2018 10:42:13

TX CH60

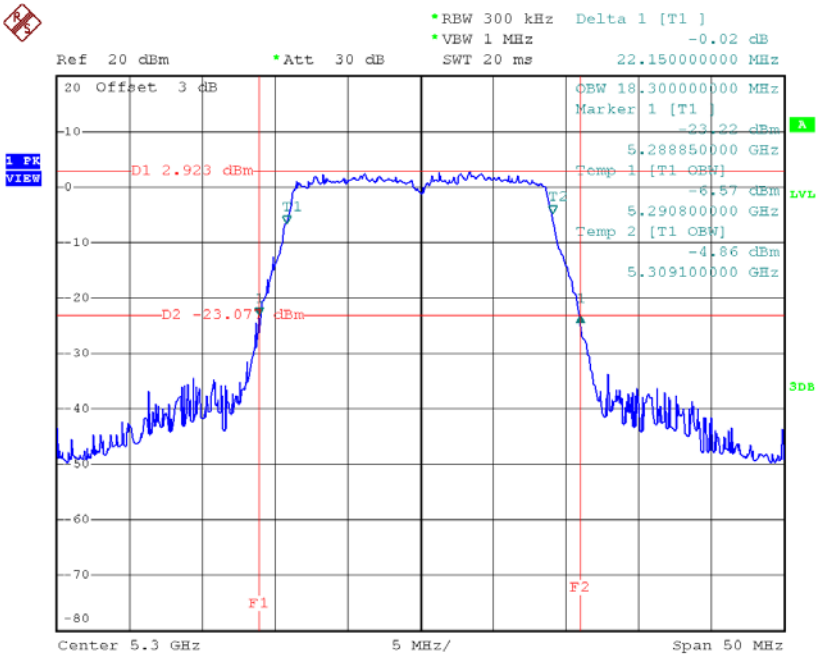

Date: 10.MAR.2018 10:43:26

TX CH64

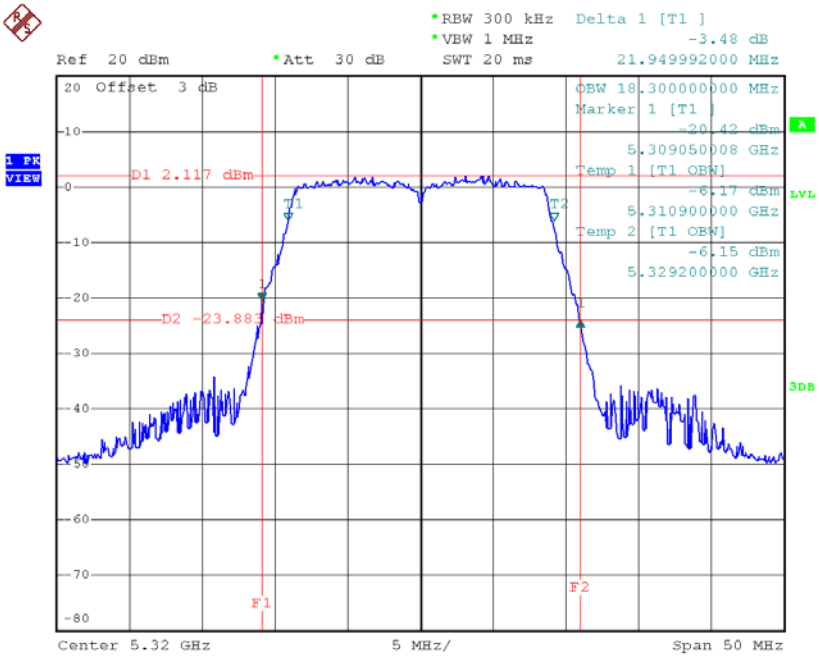

Date: 10.MAR.2018 10:44:44

Test Mode: UNII-2A/TX AC40 Mode_CH54/CH62			
Channel	Frequency (MHz)	26dB Bandwidth (MHz)	99% Occupied Bandwidth (MHz)
CH54	5270	41.90	37.00
CH62	5310	41.41	36.80

TX CH54

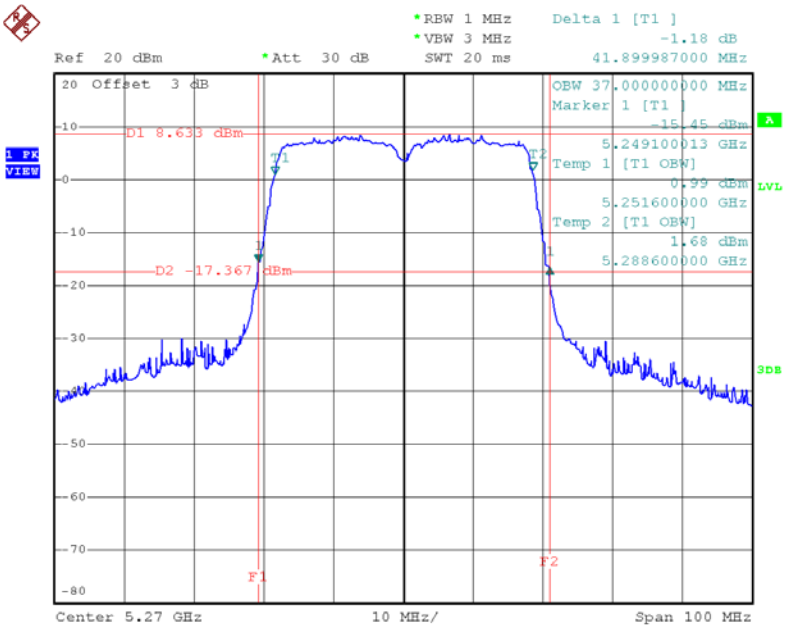

Date: 10.MAR.2018 11:50:24

TX CH62

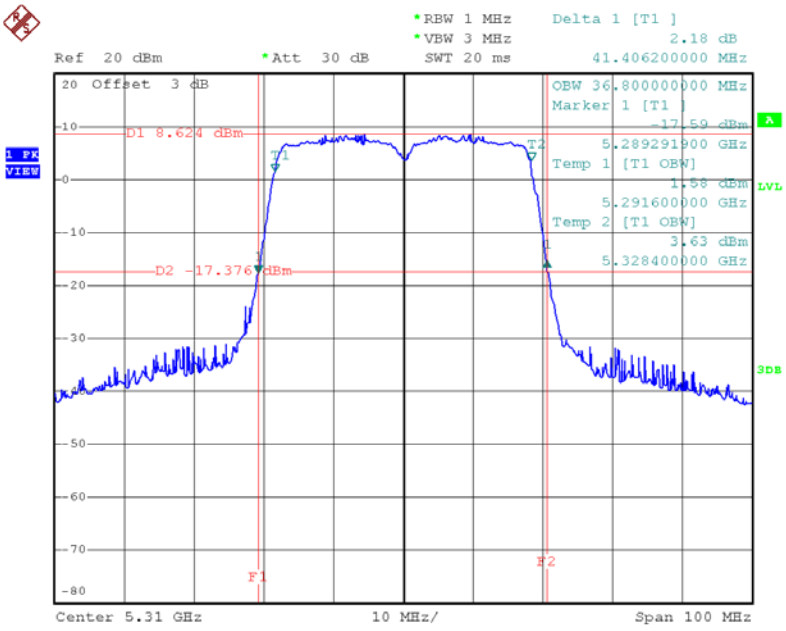

Date: 10.MAR.2018 11:51:23

Test Mode: UNII-2A/TX AC80 Mode_CH58

Channel	Frequency (MHz)	26dB Bandwidth (MHz)	99% Occupied Bandwidth (MHz)
CH58	5290	82.60	76.40

TX CH58

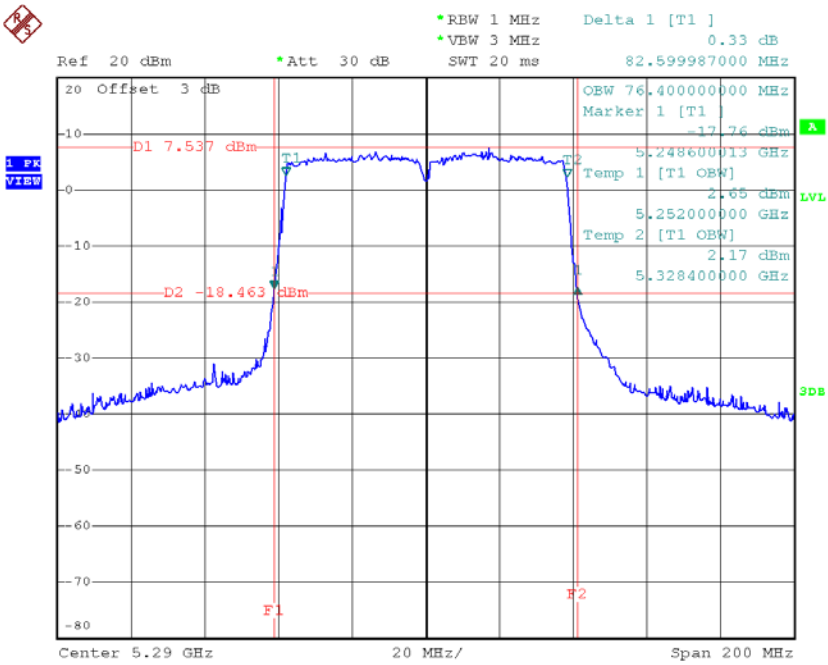

Date: 10.MAR.2018 13:50:11

Test Mode: UNII-2C/TX AC20 Mode_CH100/CH116/CH140

Channel	Frequency (MHz)	26dB Bandwidth (MHz)	99% Occupied Bandwidth (MHz)
CH100	5500	22.10	18.30
CH116	5580	22.00	18.20
CH140	5700	22.05	18.30

TX CH100

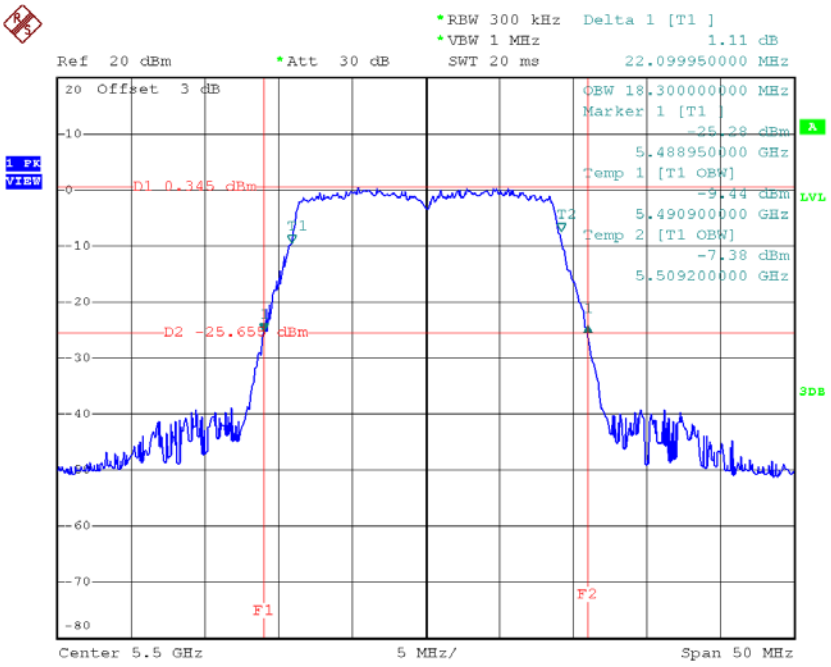

Date: 10.MAR.2018 10:45:37

TX CH116

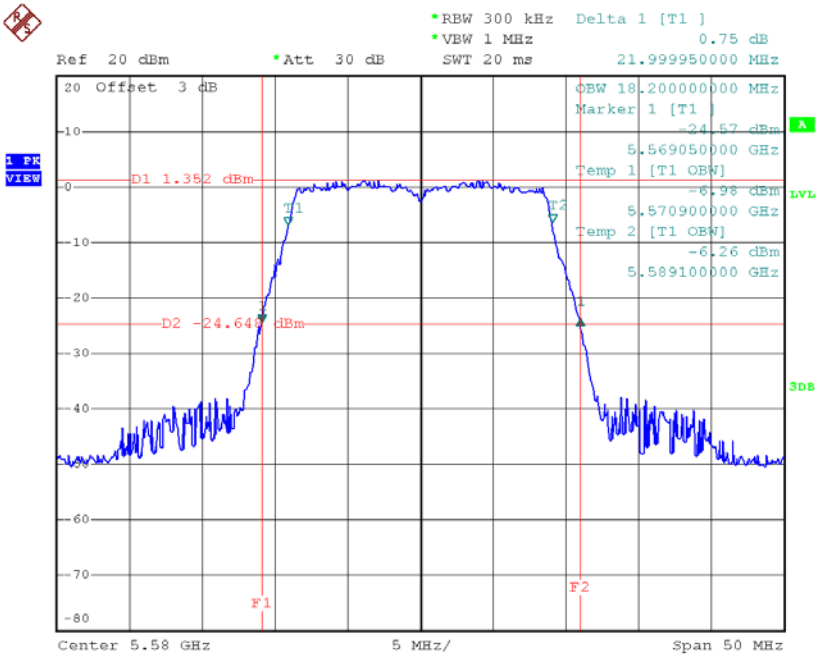

Date: 10.MAR.2018 10:46:28

TX CH140

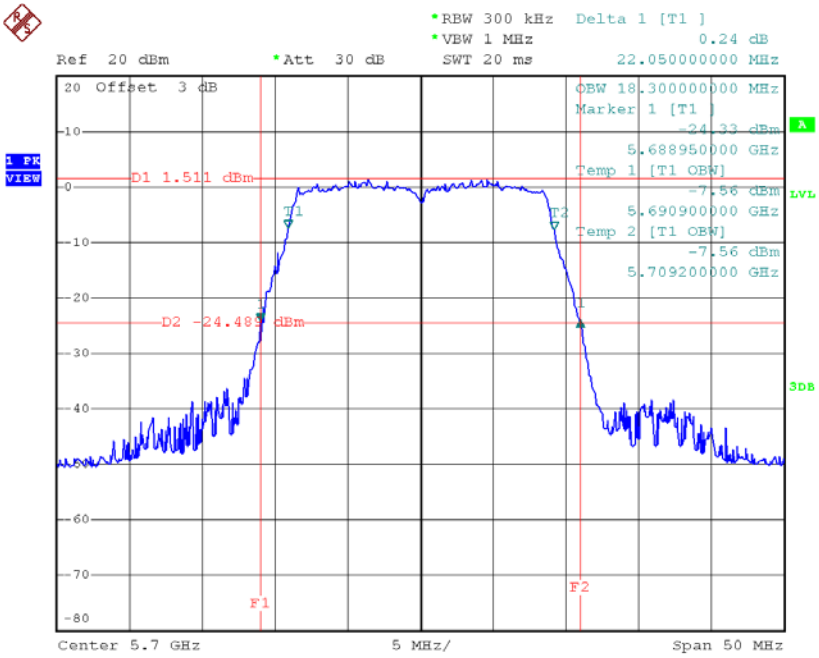

Date: 10.MAR.2018 10:47:15

Test Mode: UNII-2C/TX AC40 Mode_CH102/CH110/CH134

Channel	Frequency (MHz)	26dB Bandwidth (MHz)	99% Occupied Bandwidth (MHz)
CH102	5510	41.40	36.80
CH110	5550	41.50	37.00
CH134	5670	41.50	37.00

TX CH102

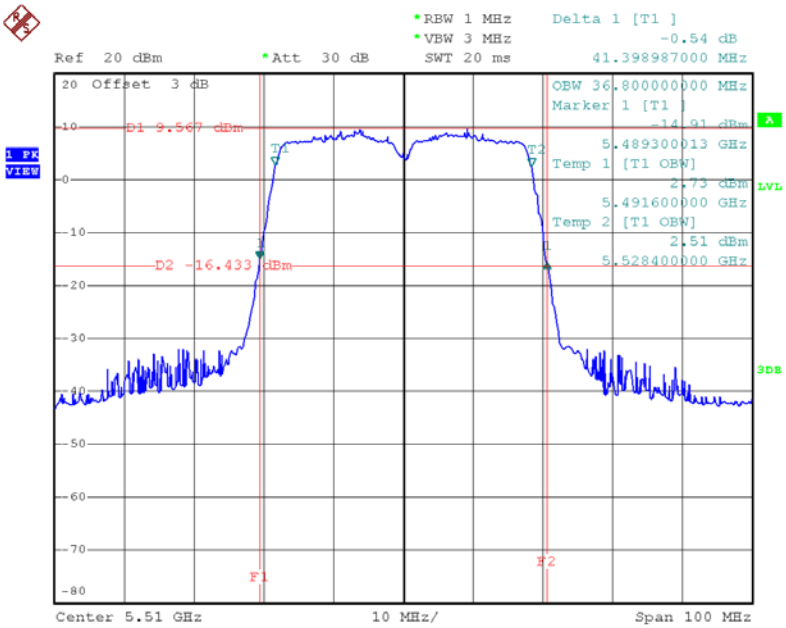

Date: 10.MAR.2018 11:52:13

TX CH110

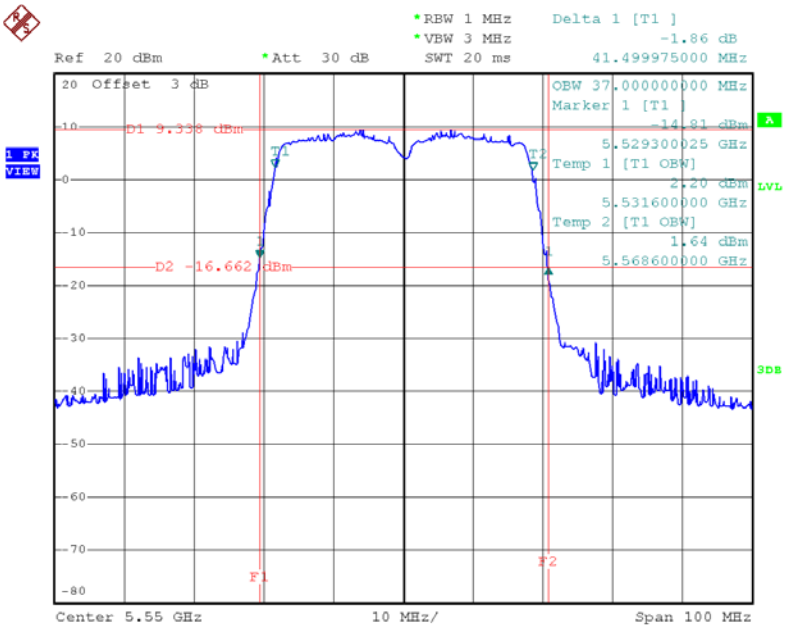

Date: 10.MAR.2018 11:53:37

TX CH134

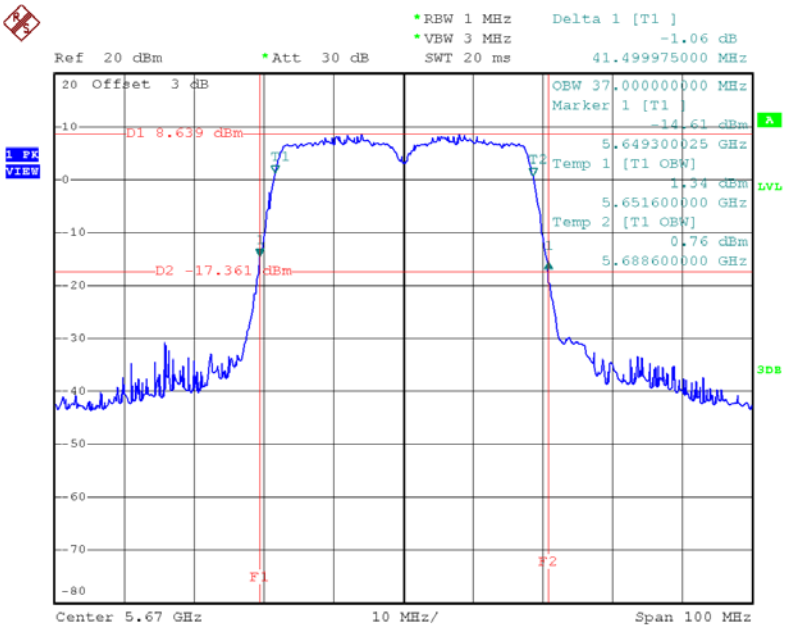

Date: 10.MAR.2018 11:54:46

Test Mode: UNII-2C/TX AC80 Mode_CH106/CH122			
Channel	Frequency (MHz)	26dB Bandwidth (MHz)	99% Occupied Bandwidth (MHz)
CH106	5530	83.00	76.00
CH122	5610	83.00	76.00

TX CH106

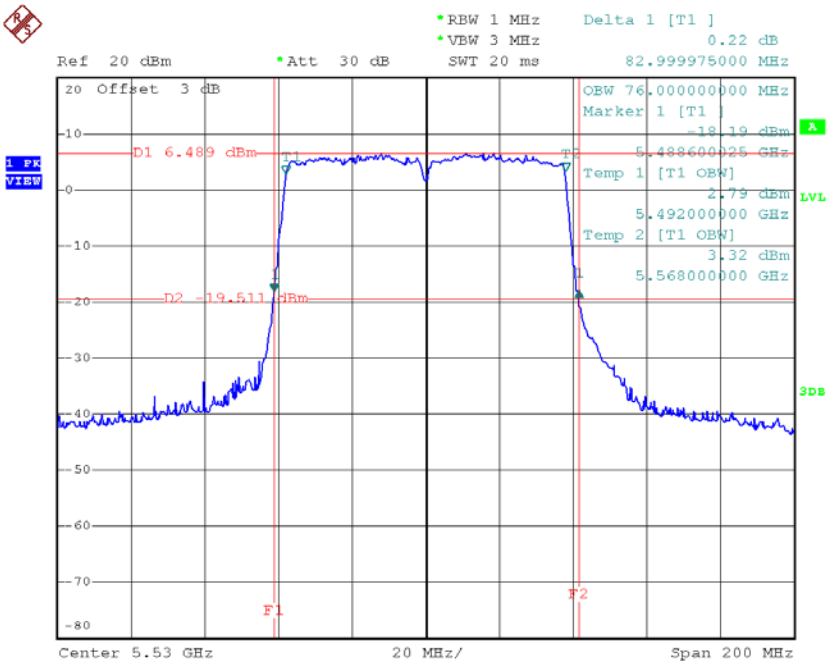

Date: 10.MAR.2018 13:51:28

TX CH122

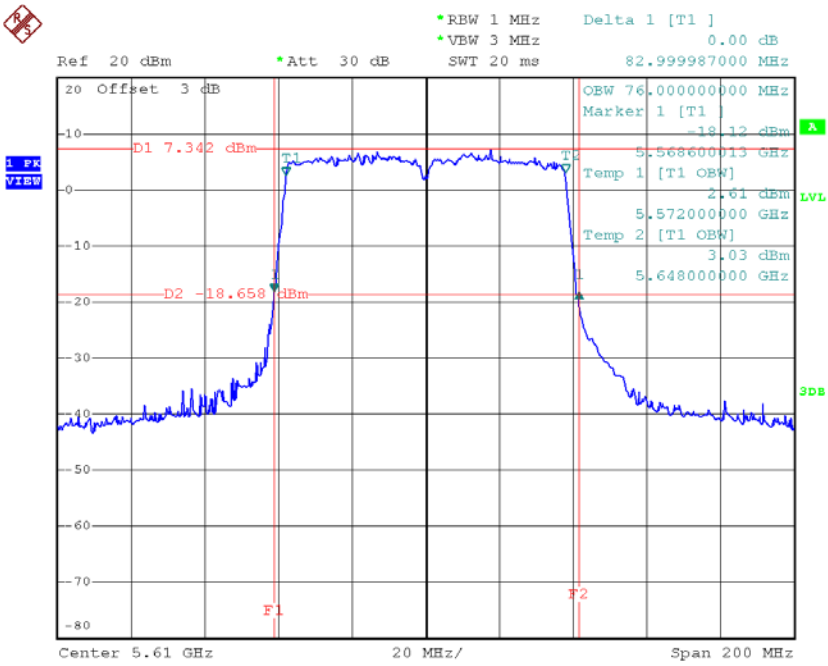

Date: 10.MAR.2018 13:52:58

APPENDIX F - MAXIMUM OUTPUT POWER

Test Mode: UNII-2A/TX A Mode						
Channel	Frequency (MHz)	Output Power (dBm)	Duty Factor	Output Power + Duty Factor (dBm)	Limit (dBm)	Limit (Watt)
CH52	5260	20.04	0.25	20.29	24.00	0.25
CH60	5300	20.82	0.25	21.07	24.00	0.25
CH64	5320	19.68	0.25	19.93	24.00	0.25

Test Mode: UNII-2A/TX N20 Mode_ANT 1						
Channel	Frequency (MHz)	Output Power (dBm)	Duty Factor	Output Power + Duty Factor (dBm)	Limit (dBm)	Limit (Watt)
CH52	5260	12.02	0.76	12.78	21.98	0.16
CH60	5300	11.92	0.76	12.68	21.98	0.16
CH64	5320	14.26	0.76	15.02	21.98	0.16

Test Mode: UNII-2A/TX N20 Mode_ANT 2						
Channel	Frequency (MHz)	Output Power (dBm)	Duty Factor	Output Power + Duty Factor (dBm)	Limit (dBm)	Limit (Watt)
CH52	5260	11.74	0.76	12.50	21.98	0.16
CH60	5300	11.58	0.76	12.34	21.98	0.16
CH64	5320	13.77	0.76	14.53	21.98	0.16

Test Mode: UNII-2A/TX N20 Mode_ANT 3						
Channel	Frequency (MHz)	Output Power (dBm)	Duty Factor	Output Power + Duty Factor (dBm)	Limit (dBm)	Limit (Watt)
CH52	5260	11.66	0.76	12.42	21.98	0.16
CH60	5300	11.34	0.76	12.10	21.98	0.16
CH64	5320	14.12	0.76	14.88	21.98	0.16

Test Mode: UNII-2A/TX N20 Mode_ANT 4						
Channel	Frequency (MHz)	Output Power (dBm)	Duty Factor	Output Power + Duty Factor (dBm)	Limit (dBm)	Limit (Watt)
CH52	5260	11.38	0.76	12.14	21.98	0.16
CH60	5300	11.55	0.76	12.31	21.98	0.16
CH64	5320	14.51	0.76	14.51	21.98	0.16

Test Mode: UNII-2A/TX N20 Mode_Total				
Channel	Frequency (MHz)	Output Power (dBm)	Limit (dBm)	Limit (Watt)
CH52	5260	18.49	21.98	0.16
CH60	5300	18.39	21.98	0.16
CH64	5320	20.76	21.98	0.16

Test Mode: UNII-2A/TX N40 Mode_ANT 1						
Channel	Frequency (MHz)	Output Power (dBm)	Duty Factor	Output Power + Duty Factor (dBm)	Limit (dBm)	Limit (Watt)
CH54	5270	14.68	1.82	16.50	21.98	0.16
CH62	5310	14.67	1.82	16.49	21.98	0.16

Test Mode: UNII-2A/TX N40 Mode_ANT 2						
Channel	Frequency (MHz)	Output Power (dBm)	Duty Factor	Output Power + Duty Factor (dBm)	Limit (dBm)	Limit (Watt)
CH54	5270	13.69	1.82	15.51	21.98	0.16
CH62	5310	13.43	1.82	15.25	21.98	0.16

Test Mode: UNII-2A/TX N40 Mode_ANT 3						
Channel	Frequency (MHz)	Output Power (dBm)	Duty Factor	Output Power + Duty Factor (dBm)	Limit (dBm)	Limit (Watt)
CH54	5270	13.20	1.82	15.02	21.03	0.13
CH62	5310	13.22	1.82	15.04	21.03	0.13

Test Mode: UNII-2A/TX N40 Mode_ANT 4						
Channel	Frequency (MHz)	Output Power (dBm)	Duty Factor	Output Power + Duty Factor (dBm)	Limit (dBm)	Limit (Watt)
CH54	5270	14.47	1.82	16.29	21.98	0.16
CH62	5310	14.46	1.82	16.28	21.98	0.16

Test Mode: UNII-2A/TX N40 Mode_Total				
Channel	Frequency (MHz)	Output Power (dBm)	Limit (dBm)	Limit (Watt)
CH54	5270	21.89	21.98	0.16
CH62	5310	21.83	21.98	0.16

Test Mode: UNII-2C/TX A Mode						
Channel	Frequency (MHz)	Output Power (dBm)	Duty Factor	Output Power + Duty Factor (dBm)	Limit (dBm)	Limit (Watt)
CH100	5500	21.02	0.25	21.27	24.00	0.25
CH116	5580	20.92	0.25	21.17	24.00	0.25
CH140	5700	20.47	0.25	20.72	24.00	0.25

Test Mode: UNII-2C/TX N20 Mode_ANT 1						
Channel	Frequency (MHz)	Output Power (dBm)	Duty Factor	Output Power + Duty Factor (dBm)	Limit (dBm)	Limit (Watt)
CH100	5500	12.73	0.76	13.49	22.04	0.16
CH116	5580	12.78	0.76	13.54	22.04	0.16
CH140	5700	13.45	0.76	14.21	22.04	0.16

Test Mode: UNII-2C/TX N20 Mode_ANT 2						
Channel	Frequency (MHz)	Output Power (dBm)	Duty Factor	Output Power + Duty Factor (dBm)	Limit (dBm)	Limit (Watt)
CH100	5500	12.64	0.76	13.40	22.04	0.16
CH116	5580	12.65	0.76	13.41	22.04	0.16
CH140	5700	12.84	0.76	13.60	22.04	0.16

Test Mode: UNII-2C/TX N20 Mode_ANT 3						
Channel	Frequency (MHz)	Output Power (dBm)	Duty Factor	Output Power + Duty Factor (dBm)	Limit (dBm)	Limit (Watt)
CH100	5500	12.13	0.76	12.89	22.04	0.16
CH116	5580	12.18	0.76	12.94	22.04	0.16
CH140	5700	12.55	0.76	13.31	22.04	0.16

Test Mode: UNII-2C/TX N20 Mode_ANT 4						
Channel	Frequency (MHz)	Output Power (dBm)	Duty Factor	Output Power + Duty Factor (dBm)	Limit (dBm)	Limit (Watt)
CH100	5500	12.41	0.76	13.17	22.04	0.16
CH116	5580	12.76	0.76	13.52	22.04	0.16
CH140	5700	13.32	0.76	14.08	22.04	0.16

Test Mode: UNII-2C/TX N20 Mode_Total				
Channel	Frequency (MHz)	Output Power (dBm)	Limit (dBm)	Limit (Watt)
CH100	5500	19.27	22.04	0.16
CH116	5580	19.38	22.04	0.16
CH140	5700	19.84	22.04	0.16

Test Mode: UNII-2C/TX N40 Mode_ANT 1						
Channel	Frequency (MHz)	Output Power (dBm)	Duty Factor	Output Power + Duty Factor (dBm)	Limit (dBm)	Limit (Watt)
CH102	5510	14.55	1.82	16.37	22.04	0.16
CH110	5550	14.62	1.82	16.44	22.04	0.16
CH134	5670	14.74	1.82	16.56	22.04	0.16

Test Mode: UNII-2C/TX N40 Mode_ANT 2						
Channel	Frequency (MHz)	Output Power (dBm)	Duty Factor	Output Power + Duty Factor (dBm)	Limit (dBm)	Limit (Watt)
CH102	5510	14.07	1.82	15.89	22.04	0.16
CH110	5550	14.05	1.82	15.87	22.04	0.16
CH134	5670	14.13	1.82	15.95	22.04	0.16

Test Mode: UNII-2C/TX N40 Mode_ANT 3						
Channel	Frequency (MHz)	Output Power (dBm)	Duty Factor	Output Power + Duty Factor (dBm)	Limit (dBm)	Limit (Watt)
CH102	5510	12.83	1.82	14.65	22.04	0.16
CH110	5550	12.67	1.82	14.49	22.04	0.16
CH134	5670	13.29	1.82	15.11	22.04	0.16

Test Mode: UNII-2C/TX N40 Mode_ANT 4						
Channel	Frequency (MHz)	Output Power (dBm)	Duty Factor	Output Power + Duty Factor (dBm)	Limit (dBm)	Limit (Watt)
CH102	5510	14.35	1.82	16.17	22.04	0.16
CH110	5550	14.13	1.82	15.95	22.04	0.16
CH134	5670	14.05	1.82	15.87	22.04	0.16

Test Mode: UNII-2C/TX N40 Mode_Total				
Channel	Frequency (MHz)	Output Power (dBm)	Limit (dBm)	Limit (Watt)
CH102	5510	21.84	22.04	0.16
CH110	5550	21.76	22.04	0.16
CH134	5670	21.92	22.04	0.16

Test Mode: UNII-2A/TX AC20 Mode_ANT 1						
Channel	Frequency (MHz)	Output Power (dBm)	Duty Factor	Output Power + Duty Factor (dBm)	Limit (dBm)	Limit (Watt)
CH52	5260	10.86	0.32	11.18	21.98	0.16
CH60	5300	10.42	0.32	10.74	21.98	0.16
CH64	5320	10.63	0.32	10.95	21.98	0.16

Test Mode: UNII-2A/TX AC20 Mode_ANT 2						
Channel	Frequency (MHz)	Output Power (dBm)	Duty Factor	Output Power + Duty Factor (dBm)	Limit (dBm)	Limit (Watt)
CH52	5260	10.76	0.32	11.08	21.98	0.16
CH60	5300	10.54	0.32	10.86	21.98	0.16
CH64	5320	10.32	0.32	10.64	21.98	0.16

Test Mode: UNII-2A/TX AC20 Mode_ANT 3						
Channel	Frequency (MHz)	Output Power (dBm)	Duty Factor	Output Power + Duty Factor (dBm)	Limit (dBm)	Limit (Watt)
CH52	5260	9.86	0.32	10.18	21.98	0.16
CH60	5300	9.72	0.32	10.04	21.98	0.16
CH64	5320	9.44	0.32	9.76	21.98	0.16

Test Mode: UNII-2A/TX AC20 Mode_ANT 4						
Channel	Frequency (MHz)	Output Power (dBm)	Duty Factor	Output Power + Duty Factor (dBm)	Limit (dBm)	Limit (Watt)
CH52	5260	10.66	0.32	10.98	21.98	0.16
CH60	5300	10.53	0.32	10.85	21.98	0.16
CH64	5320	9.85	0.32	10.17	21.98	0.16

Test Mode: UNII-2A/TX AC20 Mode_Total				
Channel	Frequency (MHz)	Output Power (dBm)	Limit (dBm)	Limit (Watt)
CH52	5260	16.89	21.98	0.16
CH60	5300	16.66	21.98	0.16
CH64	5320	16.43	21.98	0.16

Test Mode: UNII-2A/TX AC40 Mode_ANT 1						
Channel	Frequency (MHz)	Output Power (dBm)	Duty Factor	Output Power + Duty Factor (dBm)	Limit (dBm)	Limit (Watt)
CH54	5270	12.61	1.11	13.72	21.98	0.16
CH62	5310	12.63	1.11	13.74	21.98	0.16

Test Mode: UNII-2A/TX AC40 Mode_ANT 2						
Channel	Frequency (MHz)	Output Power (dBm)	Duty Factor	Output Power + Duty Factor (dBm)	Limit (dBm)	Limit (Watt)
CH54	5270	12.12	1.11	13.23	21.98	0.16
CH62	5310	12.15	1.11	13.26	21.98	0.16

Test Mode: UNII-2A/TX AC40 Mode_ANT 3						
Channel	Frequency (MHz)	Output Power (dBm)	Duty Factor	Output Power + Duty Factor (dBm)	Limit (dBm)	Limit (Watt)
CH54	5270	11.12	1.11	12.23	21.98	0.16
CH62	5310	11.04	1.11	12.15	21.98	0.16

Test Mode: UNII-2A/TX AC40 Mode_ANT 4						
Channel	Frequency (MHz)	Output Power (dBm)	Duty Factor	Output Power + Duty Factor (dBm)	Limit (dBm)	Limit (Watt)
CH54	5270	12.43	1.11	13.54	21.98	0.16
CH62	5310	12.03	1.11	13.14	21.98	0.16

Test Mode: UNII-2A/TX AC40 Mode_Total				
Channel	Frequency (MHz)	Output Power (dBm)	Limit (dBm)	Limit (Watt)
CH54	5270	19.24	21.98	0.16
CH62	5310	19.13	21.98	0.16

Test Mode: UNII-2A/TX AC80 Mode_ANT 1						
Channel	Frequency (MHz)	Output Power (dBm)	Duty Factor	Output Power + Duty Factor (dBm)	Limit (dBm)	Limit (Watt)
CH58	5290	15.08	1.29	16.37	21.98	0.16

Test Mode: UNII-2A/TX AC80 Mode_ANT 2						
Channel	Frequency (MHz)	Output Power (dBm)	Duty Factor	Output Power + Duty Factor (dBm)	Limit (dBm)	Limit (Watt)
CH58	5290	13.83	1.29	15.12	21.98	0.16

Test Mode: UNII-2A/TX AC80 Mode_ANT 3						
Channel	Frequency (MHz)	Output Power (dBm)	Duty Factor	Output Power + Duty Factor (dBm)	Limit (dBm)	Limit (Watt)
CH58	5290	14.19	1.29	15.48	21.98	0.16

Test Mode: UNII-2A/TX AC80 Mode_ANT 4						
Channel	Frequency (MHz)	Output Power (dBm)	Duty Factor	Output Power + Duty Factor (dBm)	Limit (dBm)	Limit (Watt)
CH58	5290	15.30	1.29	16.59	21.98	0.16

Test Mode: UNII-2A/TX AC80 Mode_Total				
Channel	Frequency (MHz)	Output Power (dBm)	Limit (dBm)	Limit (Watt)
CH58	5290	21.95	21.98	0.16

Test Mode: UNII-2C/TX AC20 Mode_ANT 1						
Channel	Frequency (MHz)	Output Power (dBm)	Duty Factor	Output Power + Duty Factor (dBm)	Limit (dBm)	Limit (Watt)
CH100	5500	9.13	0.32	9.45	22.04	0.16
CH116	5580	9.42	0.32	9.74	22.04	0.16
CH140	5700	9.61	0.32	9.93	22.04	0.16

Test Mode: UNII-2C/TX AC20 Mode_ANT 2						
Channel	Frequency (MHz)	Output Power (dBm)	Duty Factor	Output Power + Duty Factor (dBm)	Limit (dBm)	Limit (Watt)
CH100	5500	9.08	0.32	9.40	22.04	0.16
CH116	5580	9.18	0.32	9.50	22.04	0.16
CH140	5700	9.23	0.32	9.55	22.04	0.16

Test Mode: UNII-2C/TX AC20 Mode_ANT 3						
Channel	Frequency (MHz)	Output Power (dBm)	Duty Factor	Output Power + Duty Factor (dBm)	Limit (dBm)	Limit (Watt)
CH100	5500	8.06	0.32	8.38	22.04	0.16
CH116	5580	8.12	0.32	8.44	22.04	0.16
CH140	5700	8.17	0.32	8.49	22.04	0.16

Test Mode: UNII-2C/TX AC20 Mode_ANT 4						
Channel	Frequency (MHz)	Output Power (dBm)	Duty Factor	Output Power + Duty Factor (dBm)	Limit (dBm)	Limit (Watt)
CH100	5500	8.28	0.32	8.60	22.04	0.16
CH116	5580	9.61	0.32	9.93	22.04	0.16
CH140	5700	9.45	0.32	9.77	22.04	0.16

Test Mode: UNII-2C/TX AC20 Mode_Total				
Channel	Frequency (MHz)	Output Power (dBm)	Limit (dBm)	Limit (Watt)
CH100	5500	15.01	22.04	0.16
CH116	5580	15.46	22.04	0.16
CH140	5700	15.49	22.04	0.16

Test Mode: UNII-2C/TX AC40 Mode_ANT 1						
Channel	Frequency (MHz)	Output Power (dBm)	Duty Factor	Output Power + Duty Factor (dBm)	Limit (dBm)	Limit (Watt)
CH102	5510	12.52	1.11	13.63	22.04	0.16
CH110	5550	12.57	1.11	13.68	22.04	0.16
CH134	5670	12.33	1.11	13.44	22.04	0.16

Test Mode: UNII-2C/TX AC40 Mode_ANT 2						
Channel	Frequency (MHz)	Output Power (dBm)	Duty Factor	Output Power + Duty Factor (dBm)	Limit (dBm)	Limit (Watt)
CH102	5510	11.81	1.11	12.92	22.04	0.16
CH110	5550	11.76	1.11	12.87	22.04	0.16
CH134	5670	11.52	1.11	12.63	22.04	0.16

Test Mode: UNII-2C/TX AC40 Mode_ANT 3						
Channel	Frequency (MHz)	Output Power (dBm)	Duty Factor	Output Power + Duty Factor (dBm)	Limit (dBm)	Limit (Watt)
CH102	5510	10.48	1.11	11.59	22.04	0.16
CH110	5550	10.26	1.11	11.37	22.04	0.16
CH134	5670	10.08	1.11	11.19	22.04	0.16

Test Mode: UNII-2C/TX AC40 Mode_ANT 4						
Channel	Frequency (MHz)	Output Power (dBm)	Duty Factor	Output Power + Duty Factor (dBm)	Limit (dBm)	Limit (Watt)
CH102	5510	11.25	1.11	12.36	22.04	0.16
CH110	5550	11.53	1.11	12.64	22.04	0.16
CH134	5670	11.51	1.11	12.62	22.04	0.16

Test Mode: UNII-2C/TX AC40 Mode_Total				
Channel	Frequency (MHz)	Output Power (dBm)	Limit (dBm)	Limit (Watt)
CH102	5510	18.71	22.04	0.16
CH110	5550	18.74	22.04	0.16
CH134	5670	18.56	22.04	0.16

Test Mode: UNII-2C/TX AC80 Mode_ANT 1						
Channel	Frequency (MHz)	Output Power (dBm)	Duty Factor	Output Power + Duty Factor (dBm)	Limit (dBm)	Limit (Watt)
CH106	5530	15.06	1.29	16.35	22.04	0.16
CH122	5610	15.26	1.29	16.55	22.04	0.16

Test Mode: UNII-2C/TX AC80 Mode_ANT 2						
Channel	Frequency (MHz)	Output Power (dBm)	Duty Factor	Output Power + Duty Factor (dBm)	Limit (dBm)	Limit (Watt)
CH106	5530	14.25	1.29	15.54	22.04	0.16
CH122	5610	14.47	1.29	15.76	22.04	0.16

Test Mode: UNII-2C/TX AC80 Mode_ANT 3						
Channel	Frequency (MHz)	Output Power (dBm)	Duty Factor	Output Power + Duty Factor (dBm)	Limit (dBm)	Limit (Watt)
CH106	5530	14.33	1.29	15.62	22.04	0.16
CH122	5610	13.56	1.29	14.85	22.04	0.16

Test Mode: UNII-2C/TX AC80 Mode_ANT 4						
Channel	Frequency (MHz)	Output Power (dBm)	Duty Factor	Output Power + Duty Factor (dBm)	Limit (dBm)	Limit (Watt)
CH106	5530	15.05	1.29	16.34	22.04	0.16
CH122	5610	14.68	1.29	15.97	22.04	0.16

Test Mode: UNII-2C/TX AC80 Mode_Total				
Channel	Frequency (MHz)	Output Power (dBm)	Limit (dBm)	Limit (Watt)
CH106	5530	22.00	22.04	0.16
CH122	5610	21.84	22.04	0.16

APPENDIX G - POWER SPECTRAL DENSITY

Test Mode: UNII-2A/ TX A Mode_CH52/CH60/CH64

Channel	Frequency (MHz)	Power Density (dBm/MHz)	Duty Factor	Power Density + Duty Factor (dBm/MHz)	Limit (dBm/MHz)
CH52	5260	9.62	0.25	9.87	11.00
CH60	5300	9.98	0.25	10.23	11.00
CH64	5320	8.87	0.25	9.12	11.00

CH52

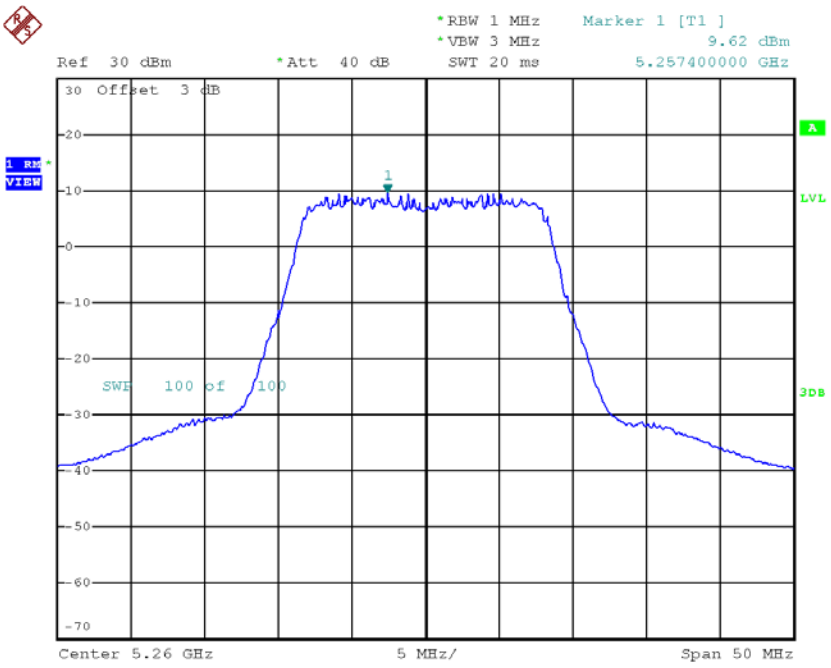

CH60

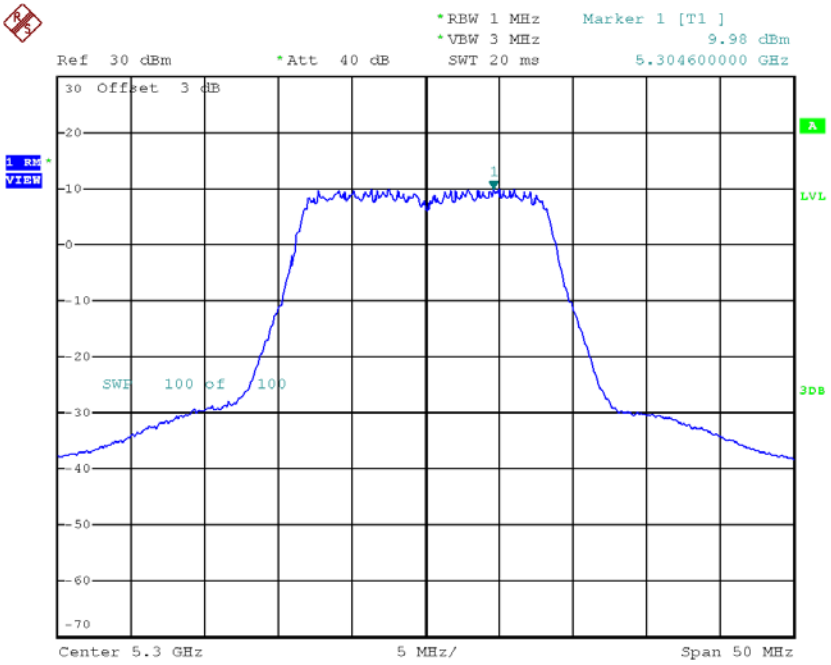

Date: 4.DEC.2017 09:47:30

CH64

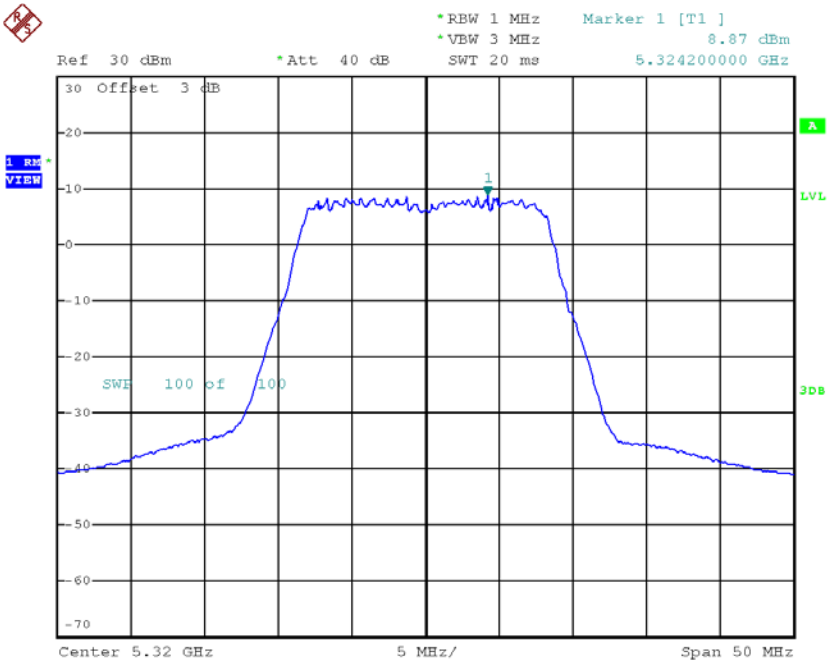

Date: 4.DEC.2017 09:48:33

Test Mode: UNII-2A/TX N20 Mode_CH52/CH60/CH64_ANT 1

Channel	Frequency (MHz)	Power Density (dBm/MHz)	Duty Factor	Power Density + Duty Factor (dBm/MHz)	Limit (dBm/MHz)
CH52	5260	-1.64	0.76	-0.88	6.30
CH60	5300	-1.34	0.76	-0.58	6.30
CH64	5320	-0.93	0.76	-0.17	6.30

CH52

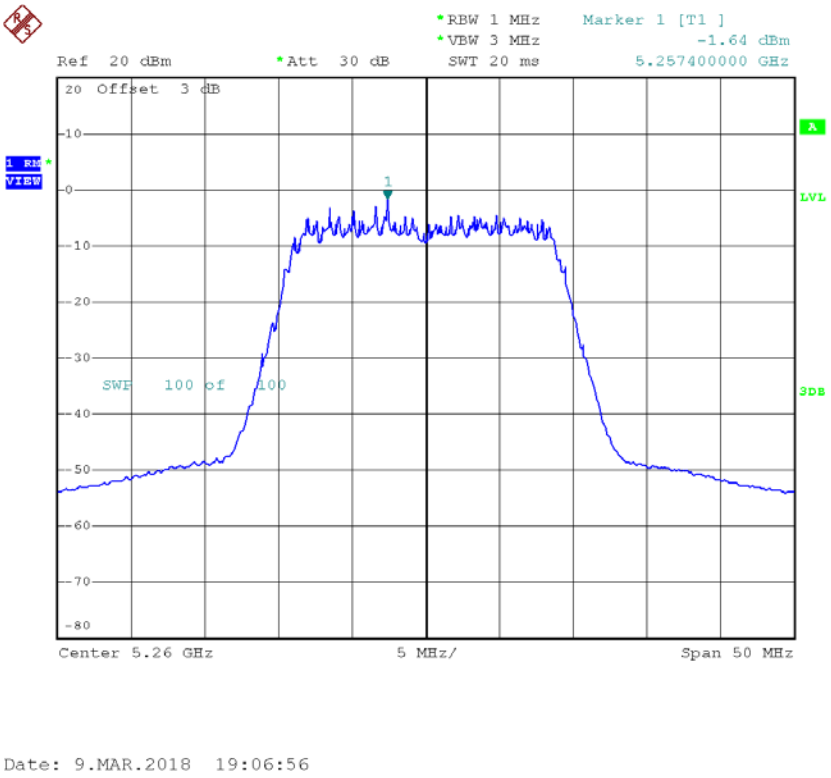

CH60

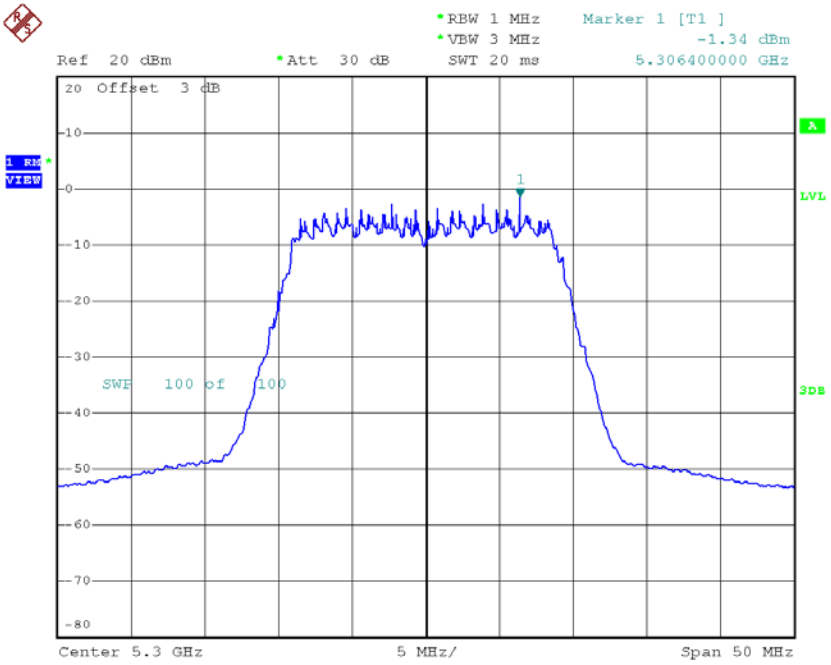

Date: 9.MAR.2018 19:08:56

CH64

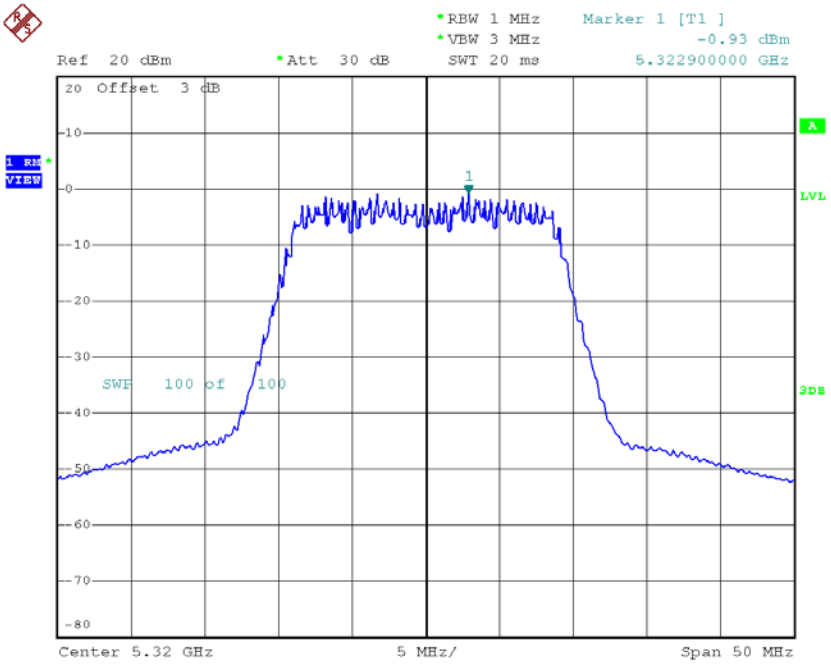

Date: 9.MAR.2018 19:10:45

Test Mode: UNII-2A/TX N20 Mode_CH52/CH60/CH64_ANT 2

Channel	Frequency (MHz)	Power Density (dBm/MHz)	Duty Factor	Power Density + Duty Factor (dBm/MHz)	Limit (dBm/MHz)
CH52	5260	-1.42	0.76	-0.66	6.30
CH60	5300	-1.73	0.76	-0.97	6.30
CH64	5320	-1.11	0.76	-0.35	6.30

CH52

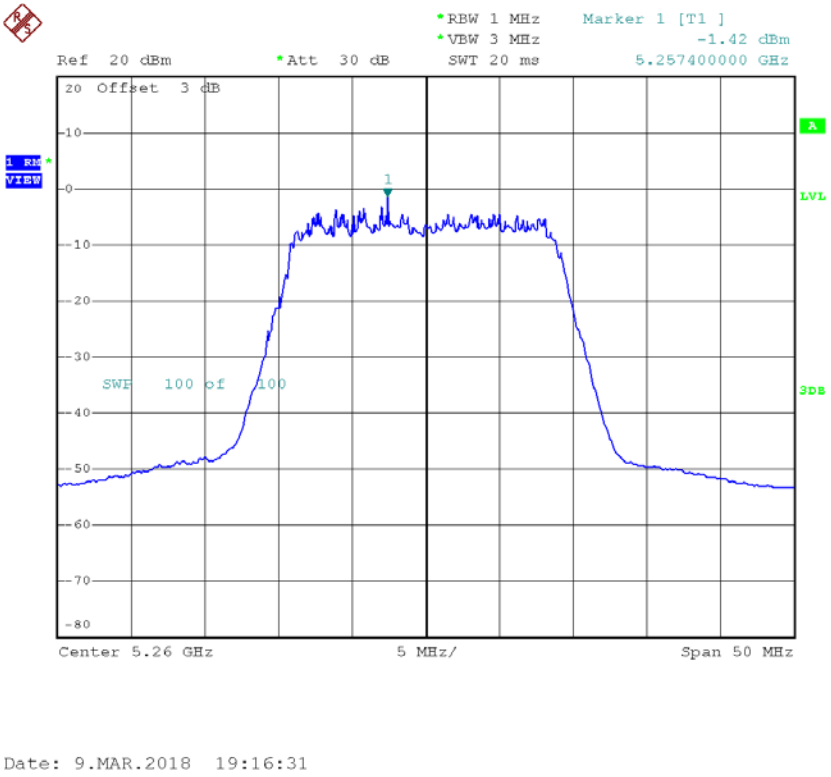

CH60

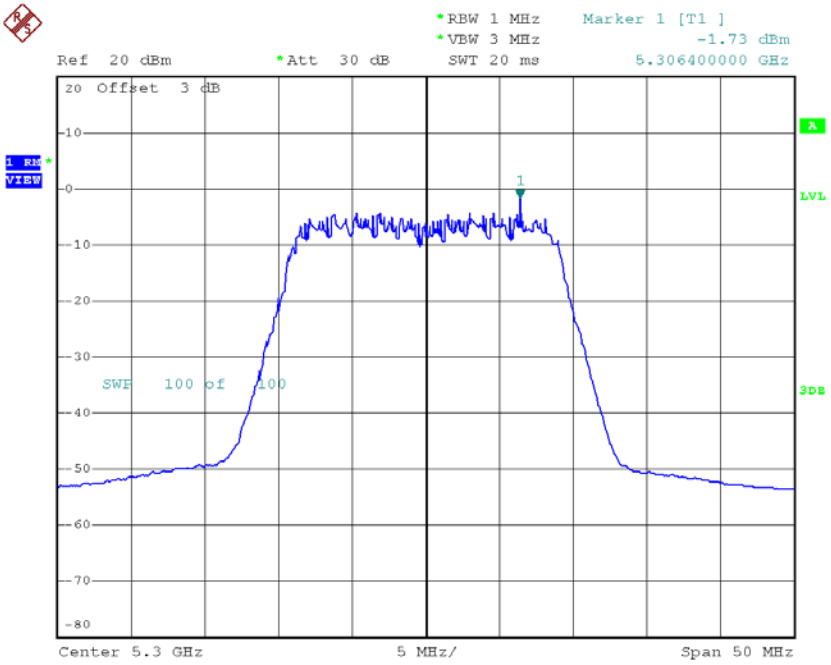

Date: 9.MAR.2018 19:17:39

CH64

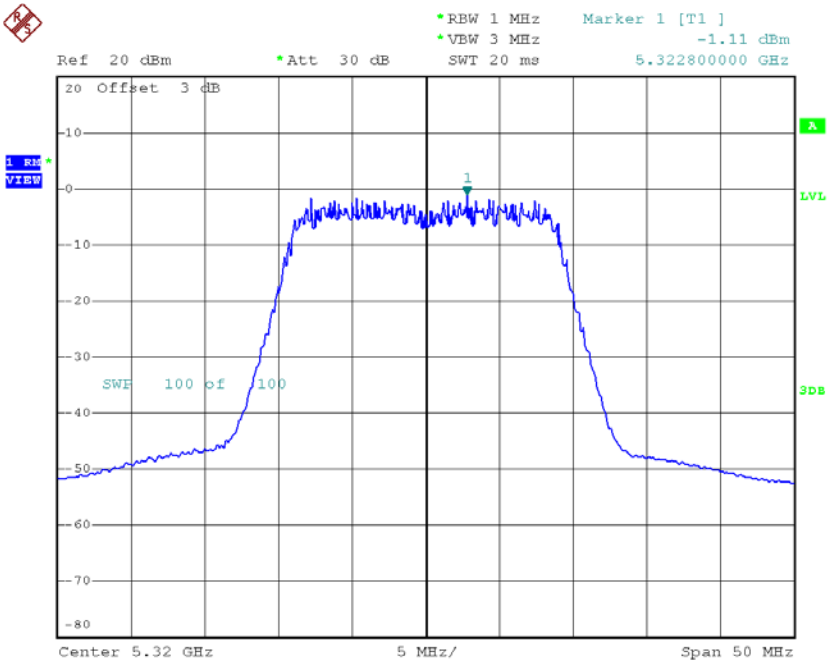

Date: 9.MAR.2018 19:20:13

Test Mode: UNII-2A/TX N20 Mode_CH52/CH60/CH64_ANT 3

Channel	Frequency (MHz)	Power Density (dBm/MHz)	Duty Factor	Power Density + Duty Factor (dBm/MHz)	Limit (dBm/MHz)
CH52	5260	-0.23	0.76	0.53	6.30
CH60	5300	-1.08	0.76	-0.32	6.30
CH64	5320	-0.08	0.76	0.68	6.30

CH52

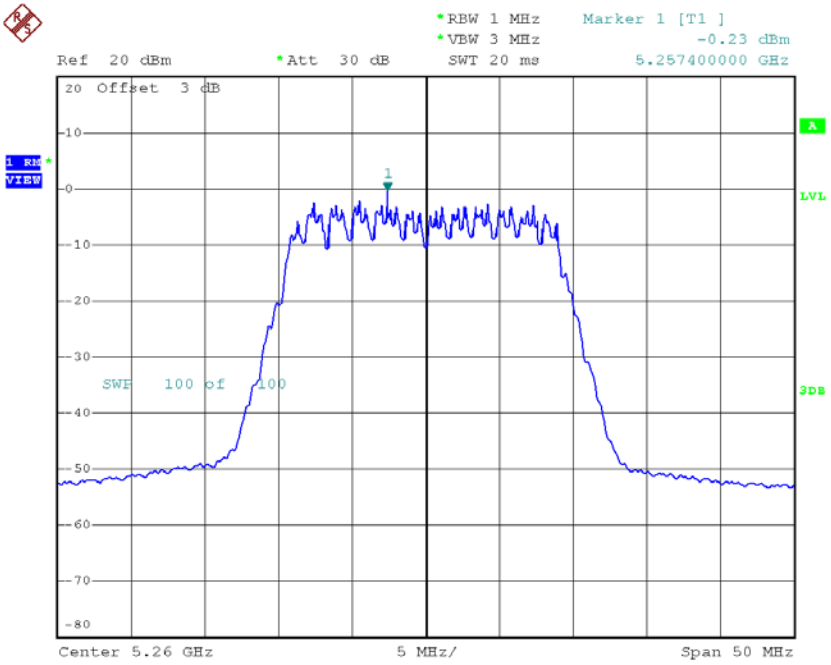

Date: 9.MAR.2018 19:24:50

CH60

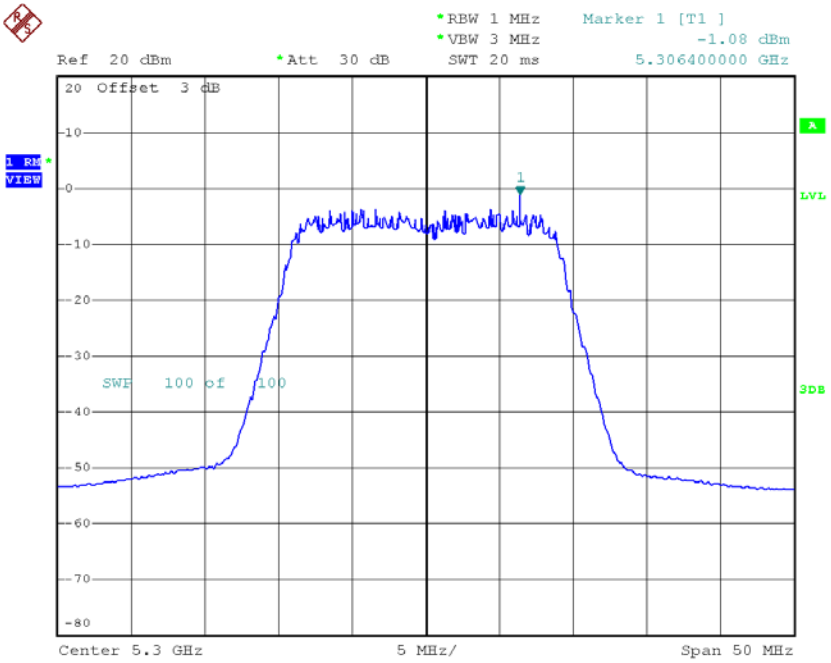

Date: 9.MAR.2018 19:27:35

CH64

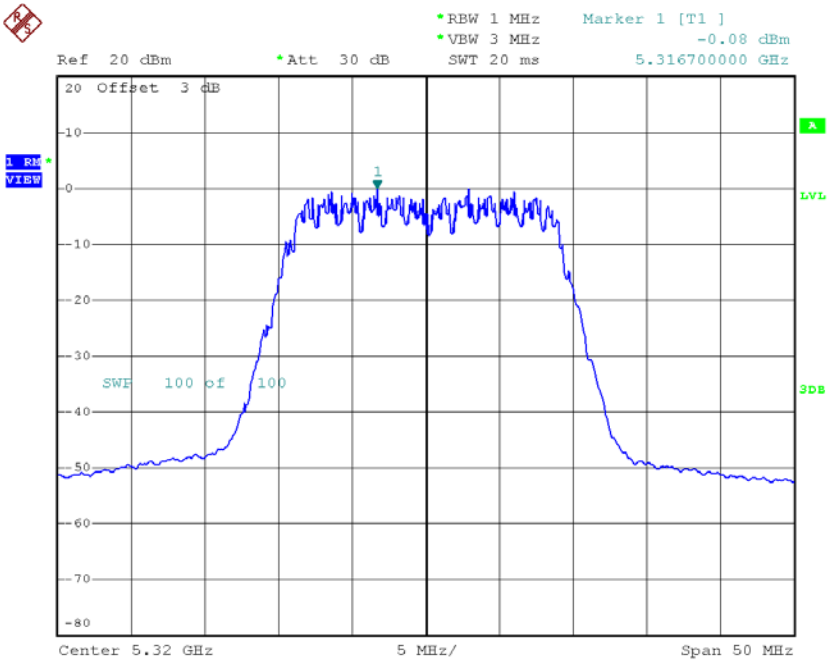

Date: 9.MAR.2018 19:28:37

Test Mode: UNII-2A/TX N20 Mode_CH52/CH60/CH64_ANT 4

Channel	Frequency (MHz)	Power Density (dBm/MHz)	Duty Factor	Power Density + Duty Factor (dBm/MHz)	Limit (dBm/MHz)
CH52	5260	-0.80	0.76	-0.04	6.30
CH60	5300	-0.20	0.76	0.56	6.30
CH64	5320	-0.76	0.76	0.00	6.30

CH52

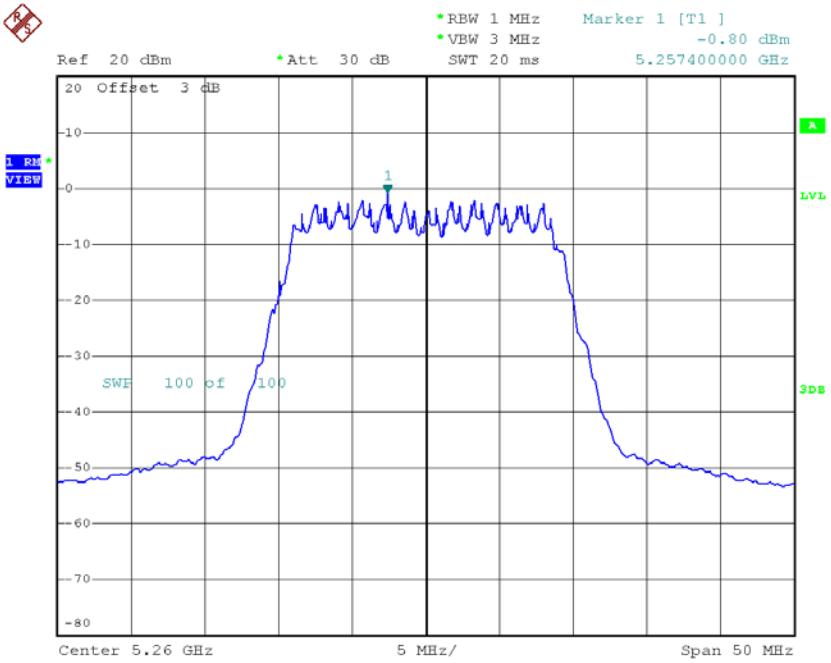

Date: 9.MAR.2018 19:35:54

CH60

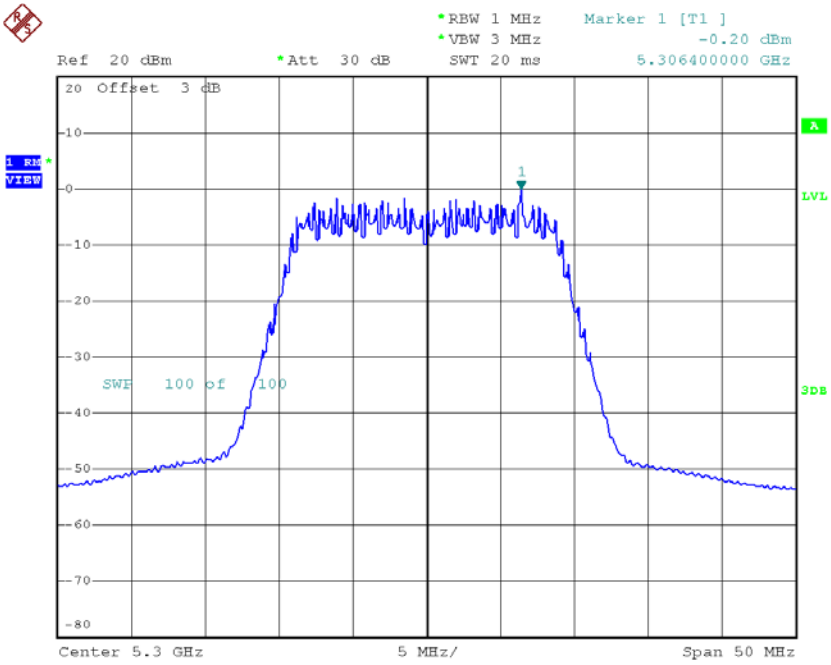

Date: 9.MAR.2018 19:36:54

CH64

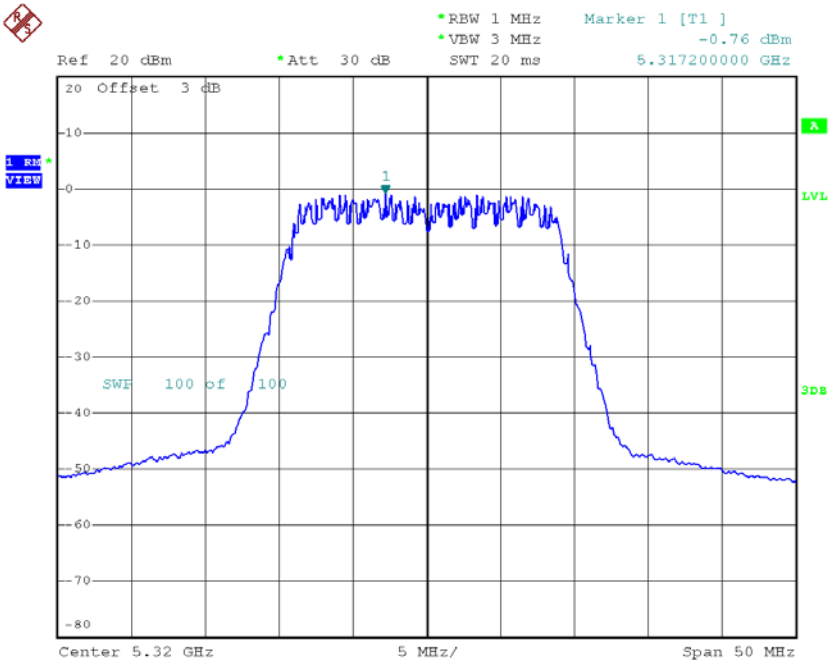

Date: 9.MAR.2018 19:38:45

Test Mode: UNII-2A/TX N20 Mode_CH52/CH60/CH64_Total

Channel	Frequency (MHz)	Power Density (dBm/MHz)	Limit (dBm/MHz)
CH52	5260	5.79	6.30
CH60	5300	5.73	6.30
CH64	5320	6.08	6.30

Test Mode: UNII-2A/TX N40 Mode_CH54/CH62_ANT 1

Channel	Frequency (MHz)	Power Density (dBm/MHz)	Duty Factor	Power Density + Duty Factor (dBm/MHz)	Limit (dBm/MHz)
CH54	5270	-2.17	1.82	-0.35	6.30
CH62	5310	-1.65	1.82	0.17	6.30

CH54

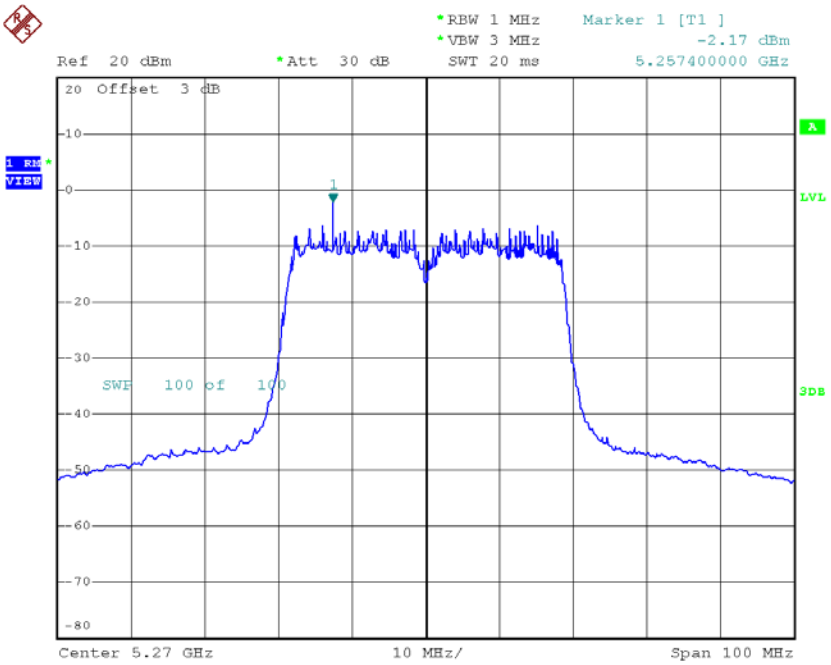

Date: 10.MAR.2018 11:17:56

CH62

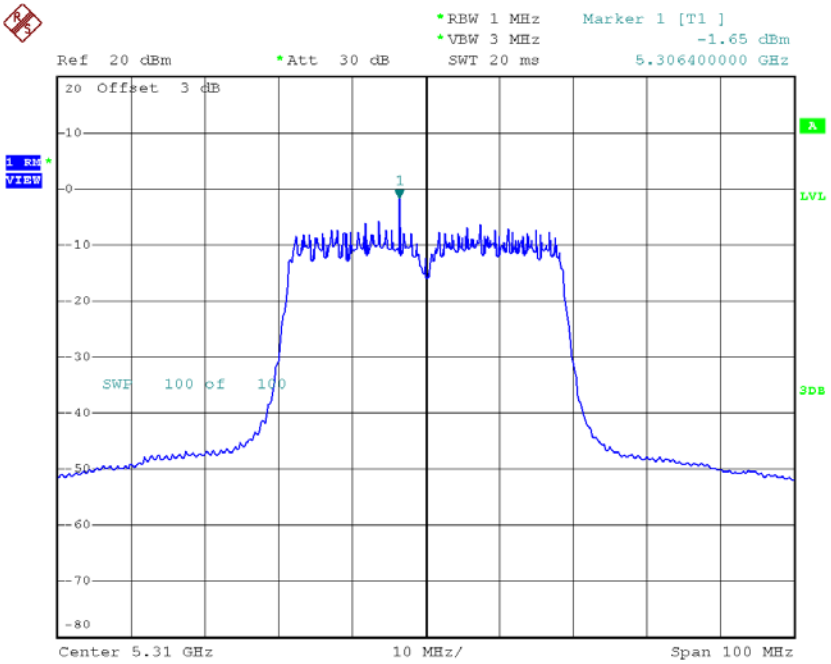

Date: 10.MAR.2018 11:18:55

Test Mode: UNII-2A/TX N40 Mode_CH54/CH62_ANT 2

Channel	Frequency (MHz)	Power Density (dBm/MHz)	Duty Factor	Power Density + Duty Factor (dBm/MHz)	Limit (dBm/MHz)
CH54	5270	-2.36	1.82	-0.54	6.30
CH62	5310	-2.99	1.82	-1.17	6.30

CH54

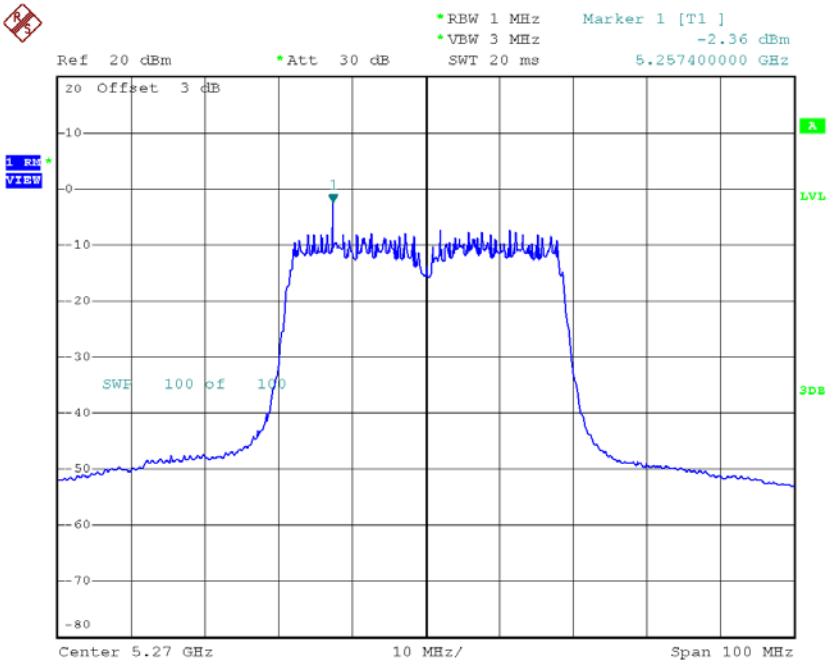

Date: 10.MAR.2018 11:12:30

CH62

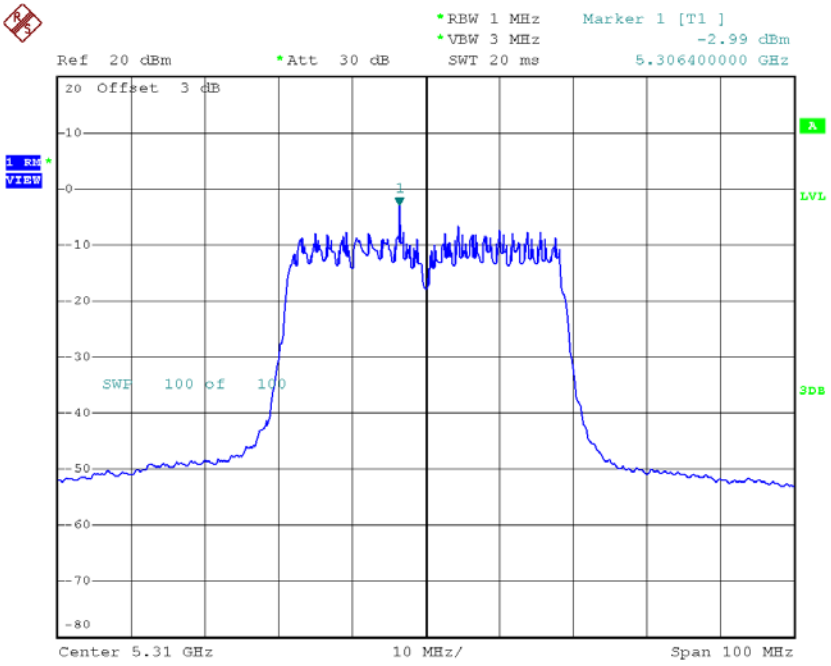

Date: 10.MAR.2018 11:13:18

Test Mode: UNII-2A/TX N40 Mode_CH54/CH62_ANT 3

Channel	Frequency (MHz)	Power Density (dBm/MHz)	Duty Factor	Power Density + Duty Factor (dBm/MHz)	Limit (dBm/MHz)
CH54	5270	-1.64	1.82	0.18	6.30
CH62	5310	-1.54	1.82	0.28	6.30

CH54

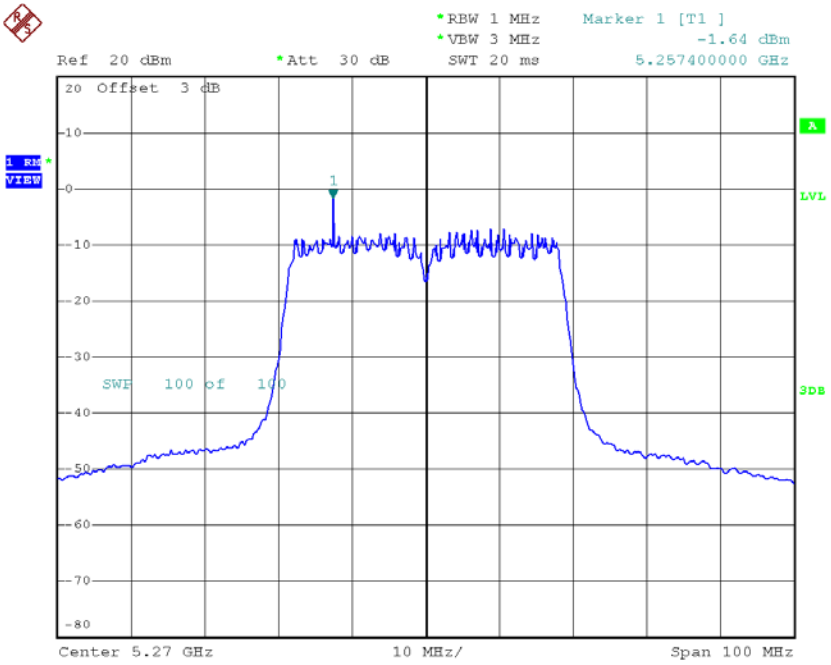

Date: 10.MAR.2018 11:06:04

CH62

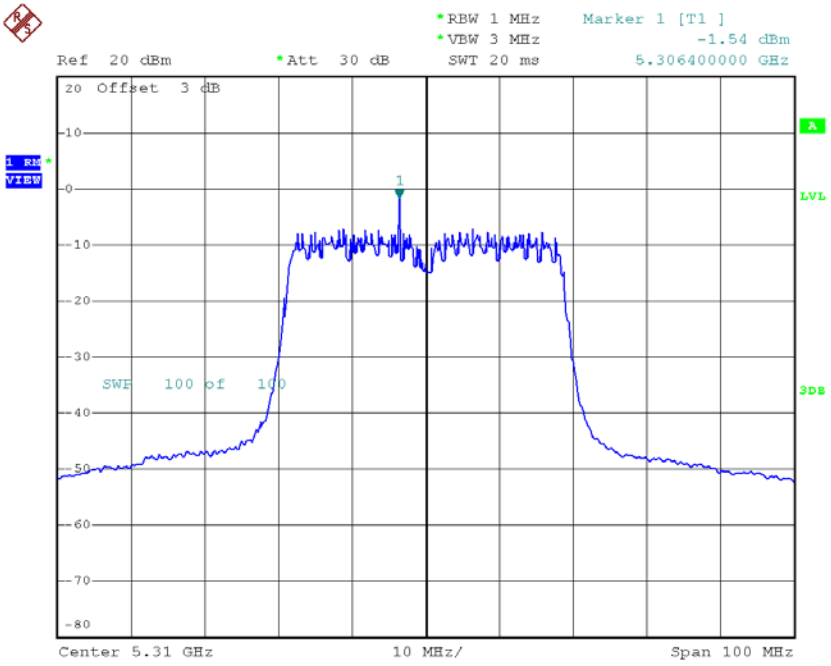

Date: 10.MAR.2018 11:07:45

Test Mode: UNII-2A/TX N40 Mode_CH54/CH62_ANT 4

Channel	Frequency (MHz)	Power Density (dBm/MHz)	Duty Factor	Power Density + Duty Factor (dBm/MHz)	Limit (dBm/MHz)
CH54	5270	-0.59	1.82	1.23	6.30
CH62	5310	-1.27	1.82	0.55	6.30

CH54

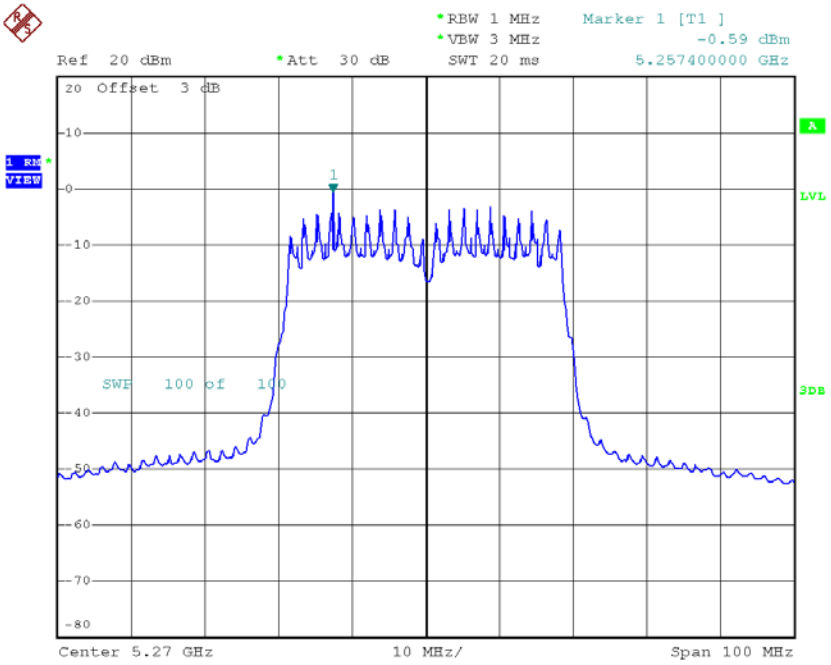

Date: 10.MAR.2018 11:00:05

CH62

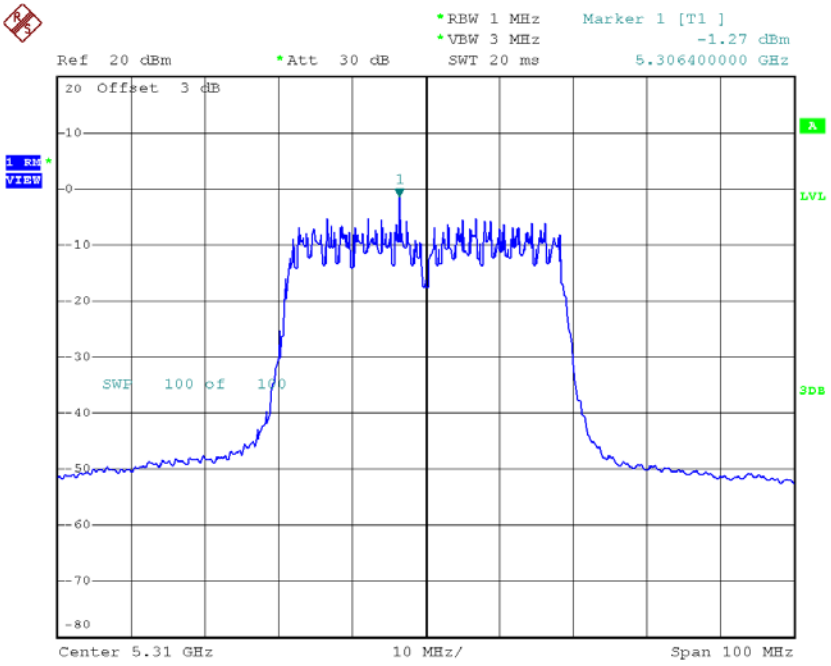

Date: 10.MAR.2018 11:01:12

Test Mode: UNII-2A/TX N40 Mode_CH54/CH62_Total			
Channel	Frequency (MHz)	Power Density (dBm/MHz)	Limit (dBm/MHz)
CH54	5270	6.21	6.30
CH62	5310	6.03	6.30

Test Mode: UNII-2C/ TX AMode_CH100/CH116/CH140

Channel	Frequency (MHz)	Power Density (dBm/MHz)	Duty Factor	Power Density + Duty Factor (dBm/MHz)	Limit (dBm/MHz)
CH100	5500	9.72	0.25	9.97	11.00
CH116	5580	9.97	0.25	10.22	11.00
CH140	5700	9.26	0.25	9.51	11.00

CH100

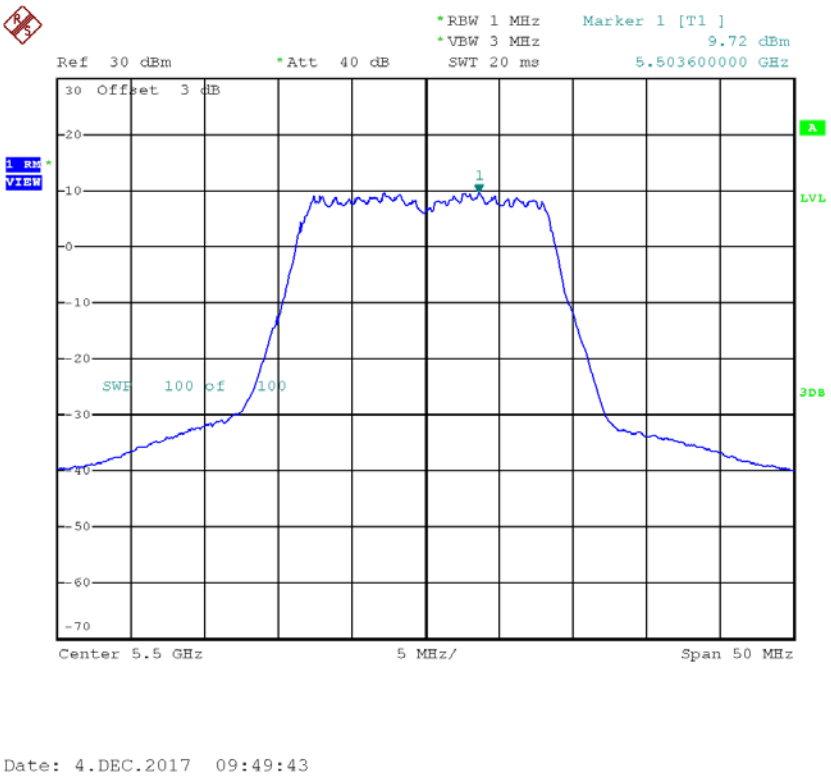

CH116

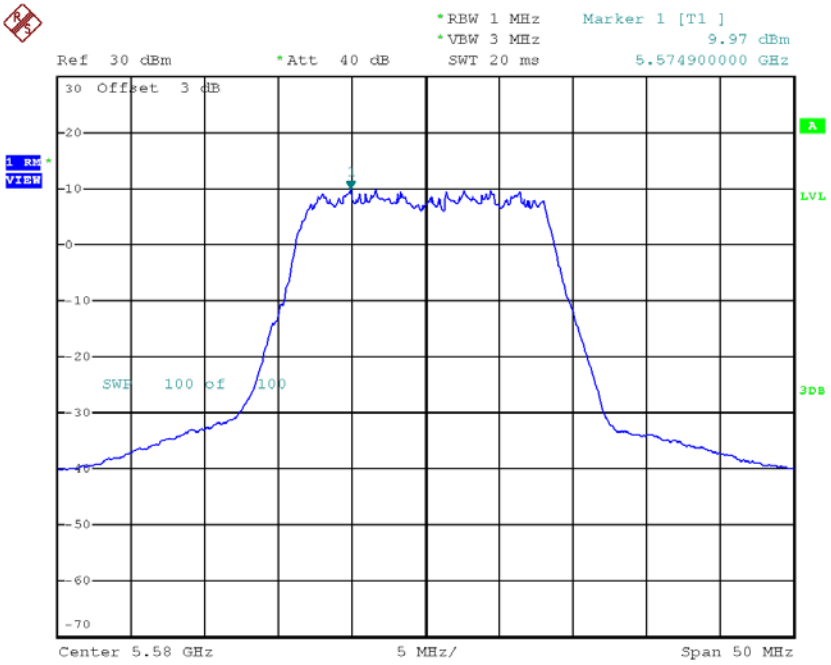

Date: 4.DEC.2017 09:51:19

CH140

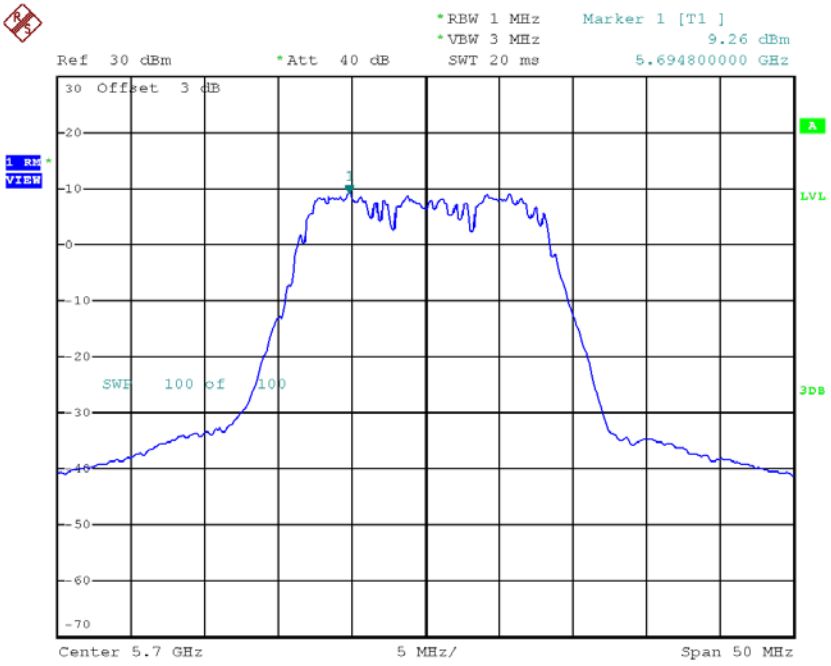

Date: 4.DEC.2017 09:51:50

Test Mode: UNII-2C/TX N20 Mode_CH100/CH116/CH140_ANT 1

Channel	Frequency (MHz)	Power Density (dBm/MHz)	Duty Factor	Power Density + Duty Factor (dBm/MHz)	Limit (dBm/MHz)
CH100	5500	-1.03	0.76	-0.27	6.16
CH116	5580	-0.92	0.76	-0.16	6.16
CH140	5700	-0.88	0.76	-0.12	6.16

CH100

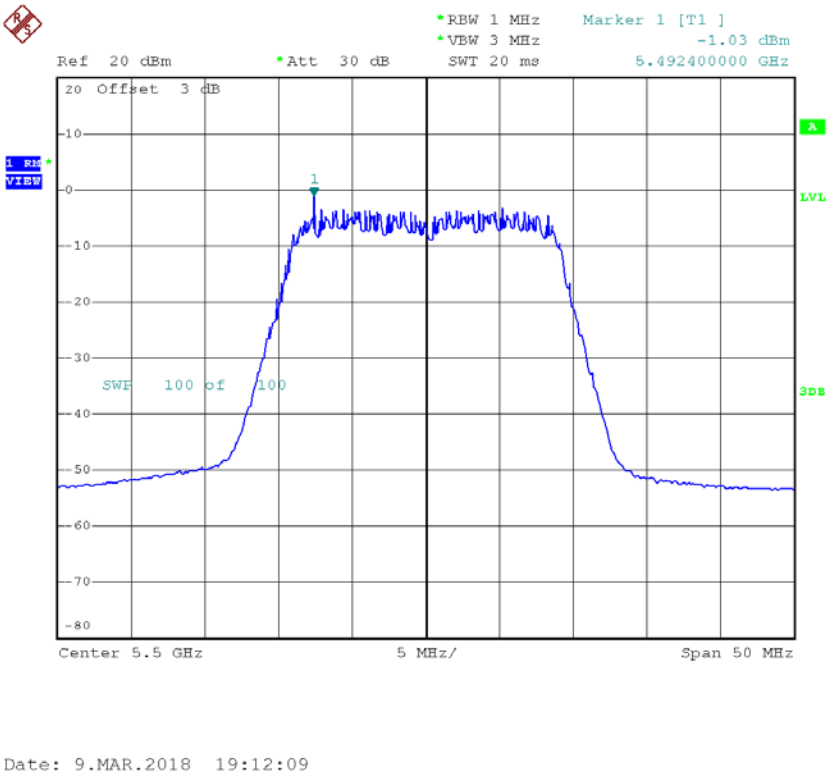

CH116

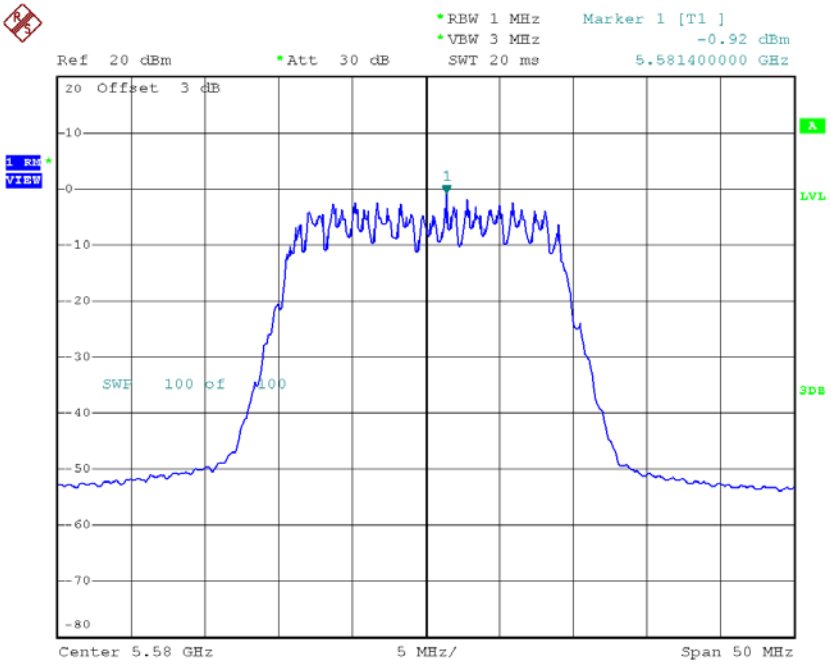

Date: 9.MAR.2018 19:13:28

CH140

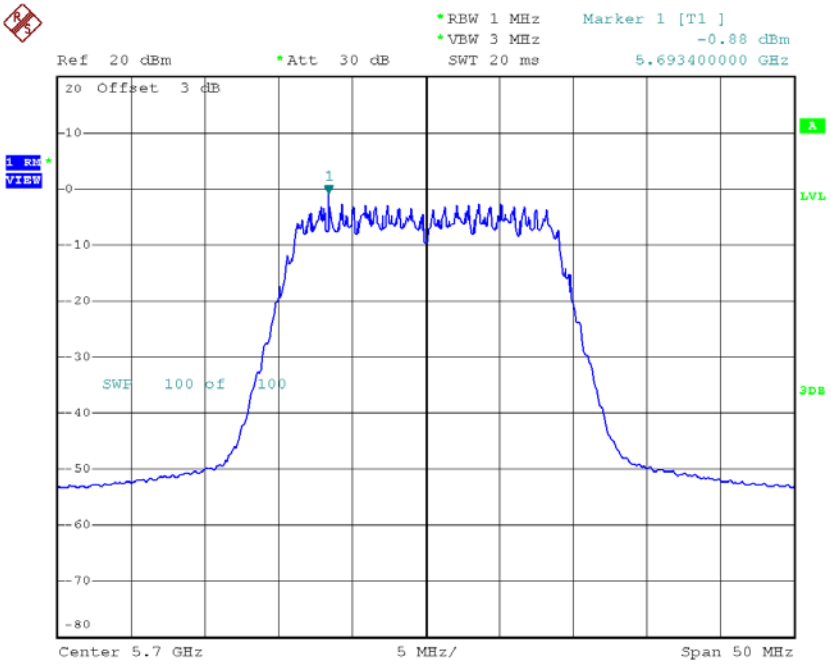

Date: 9.MAR.2018 19:14:33

Test Mode: UNII-2C/TX N20 Mode_CH100/CH116/CH140_ANT 2

Channel	Frequency (MHz)	Power Density (dBm/MHz)	Duty Factor	Power Density + Duty Factor (dBm/MHz)	Limit (dBm/MHz)
CH100	5500	-1.05	0.76	-0.29	6.16
CH116	5580	-1.17	0.76	-0.41	6.16
CH140	5700	-0.32	0.76	0.44	6.16

CH100

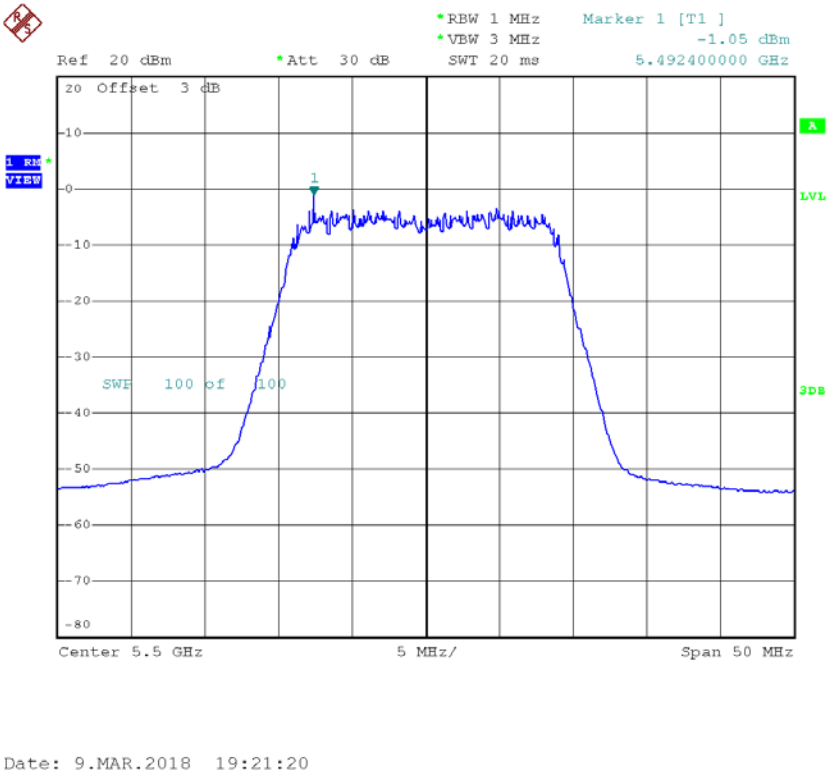

CH116

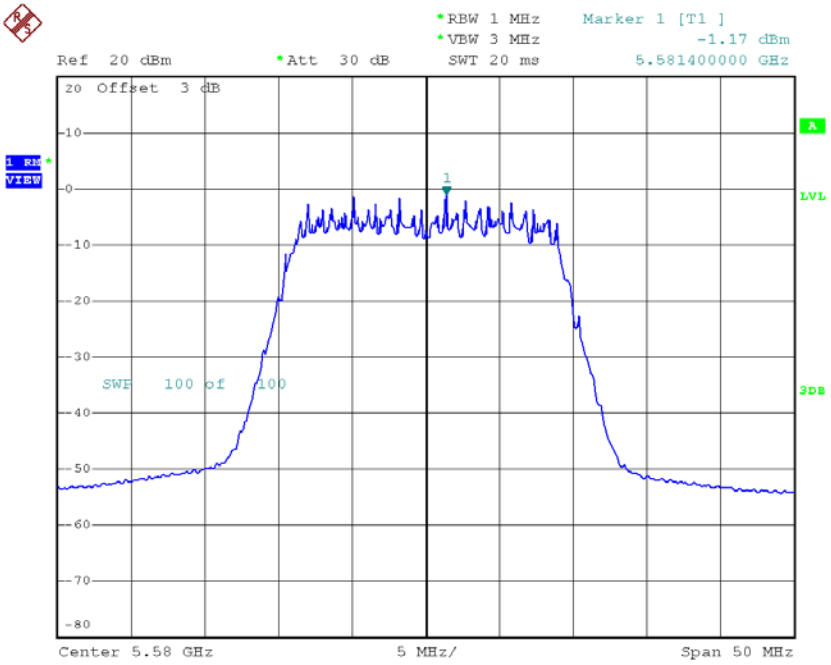

Date: 9.MAR.2018 19:22:09

CH140

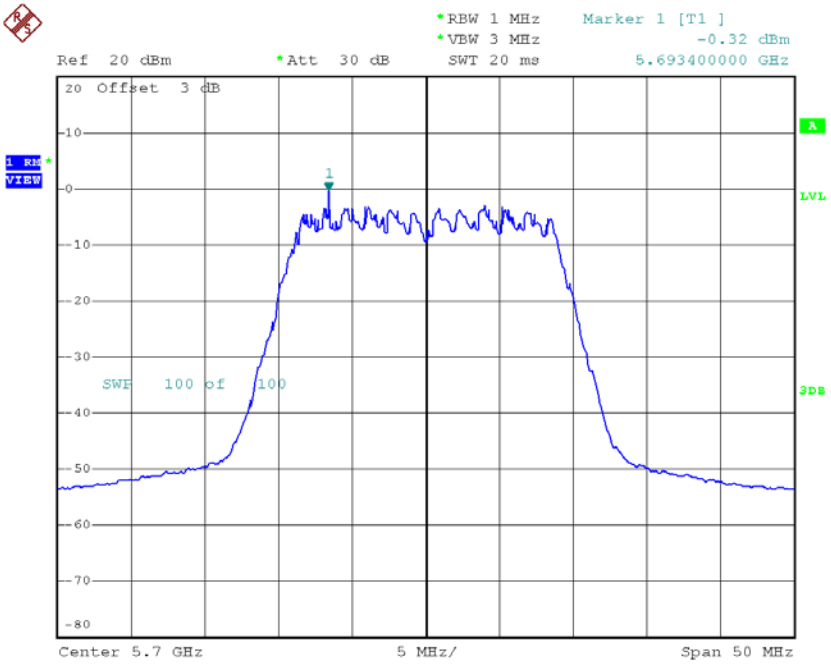

Date: 9.MAR.2018 19:23:00

Test Mode: UNII-2C/TX N20 Mode_CH100/CH116/CH140_ANT 3

Channel	Frequency (MHz)	Power Density (dBm/MHz)	Duty Factor	Power Density + Duty Factor (dBm/MHz)	Limit (dBm/MHz)
CH100	5500	-1.45	0.76	-0.69	6.16
CH116	5580	-1.67	0.76	-0.91	6.16
CH140	5700	-0.83	0.76	-0.07	6.16

CH100

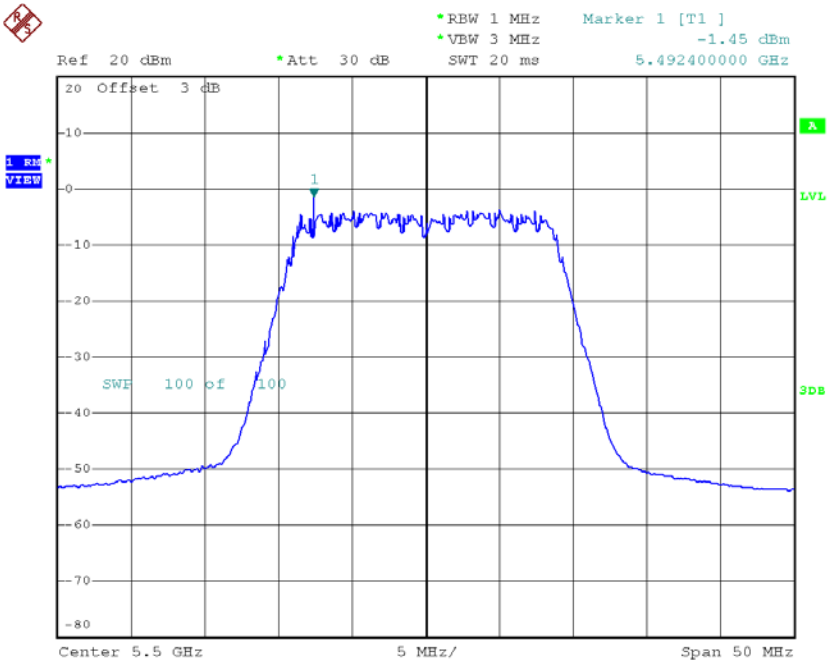

Date: 9.MAR.2018 19:29:45

CH116

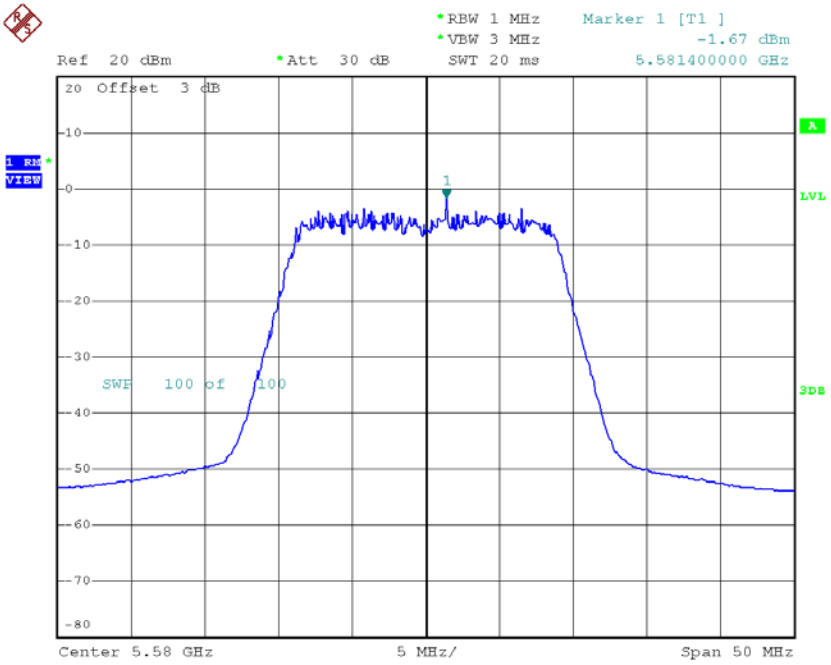

Date: 9.MAR.2018 19:33:08

CH140

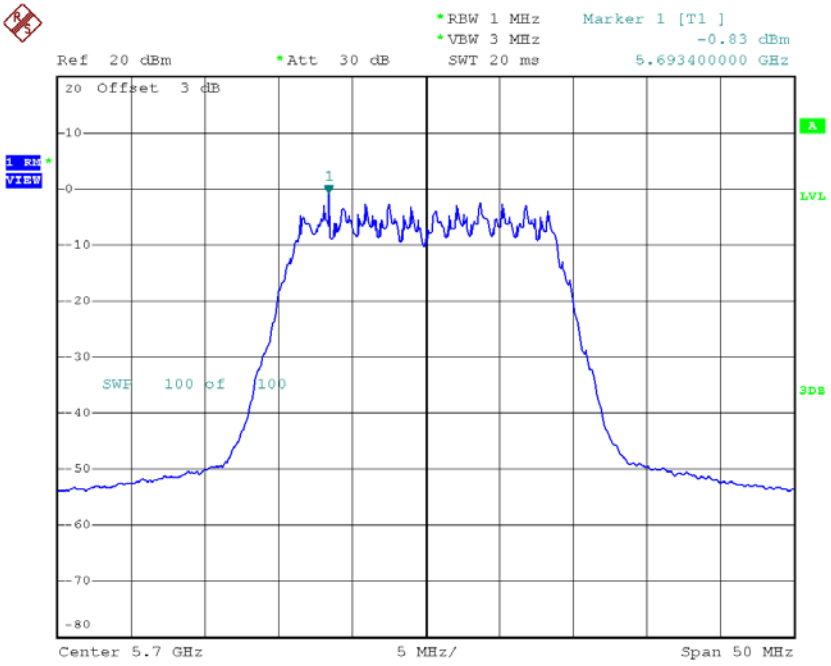

Date: 9.MAR.2018 19:34:16

Test Mode: UNII-2C/TX N20 Mode_CH100/CH116/CH140_ANT 4

Channel	Frequency (MHz)	Power Density (dBm/MHz)	Duty Factor	Power Density + Duty Factor (dBm/MHz)	Limit (dBm/MHz)
CH100	5500	0.61	0.76	1.37	6.16
CH116	5580	0.04	0.76	0.80	6.16
CH140	5700	-0.05	0.76	0.71	6.16

CH100

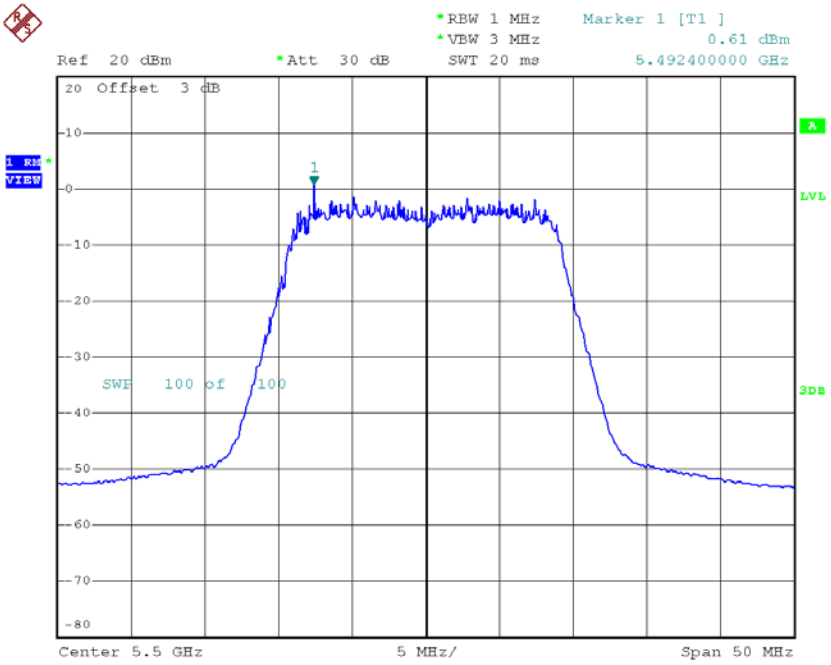

Date: 9.MAR.2018 19:39:51

CH116

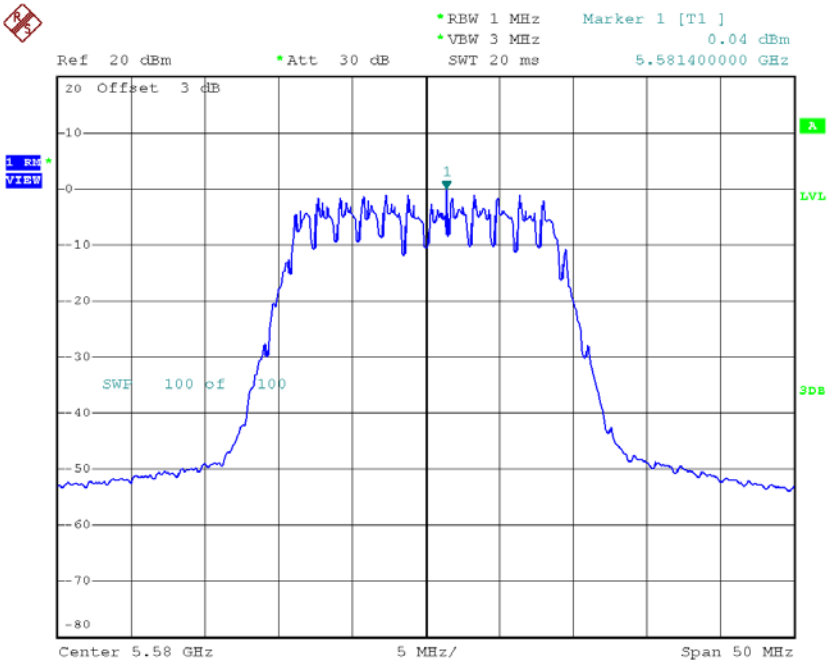

Date: 9.MAR.2018 19:41:03

CH140

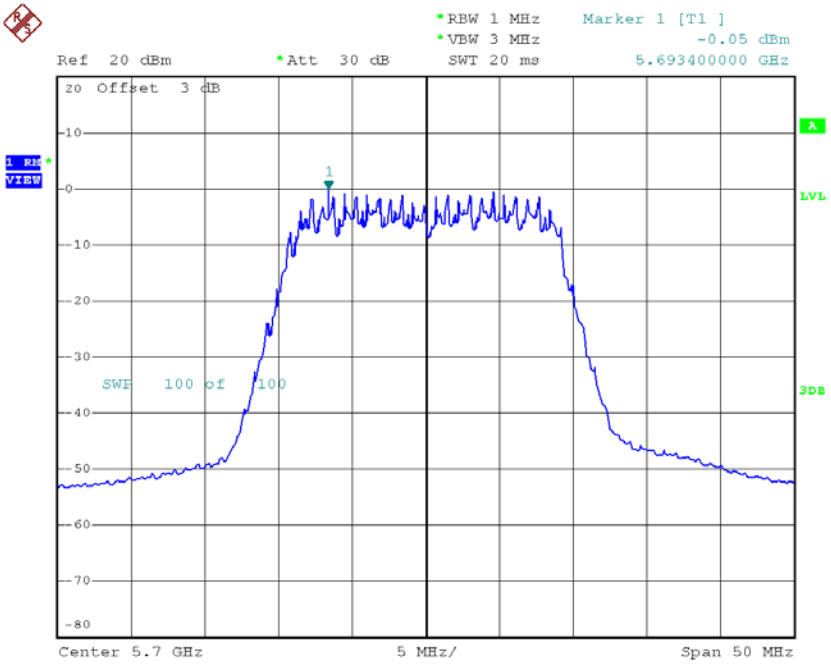

Date: 9.MAR.2018 19:42:03

Test Mode: UNII-2C/TX N20 Mode_CH100/CH116/CH140_Total

Channel	Frequency (MHz)	Power Density (dBm/MHz)	Limit (dBm/MHz)
CH100	5500	6.13	6.16
CH116	5580	5.90	6.16
CH140	5700	6.27	6.16

Test Mode: UNII-2C/TX N40 Mode_CH102/CH110/CH134_ANT 1

Channel	Frequency (MHz)	Power Density (dBm/MHz)	Duty Factor	Power Density + Duty Factor (dBm/MHz)	Limit (dBm/MHz)
CH102	5510	-6.67	1.82	-4.85	6.16
CH110	5550	-1.84	1.82	-0.02	6.16
CH134	5670	-6.50	1.82	-4.68	6.16

CH102

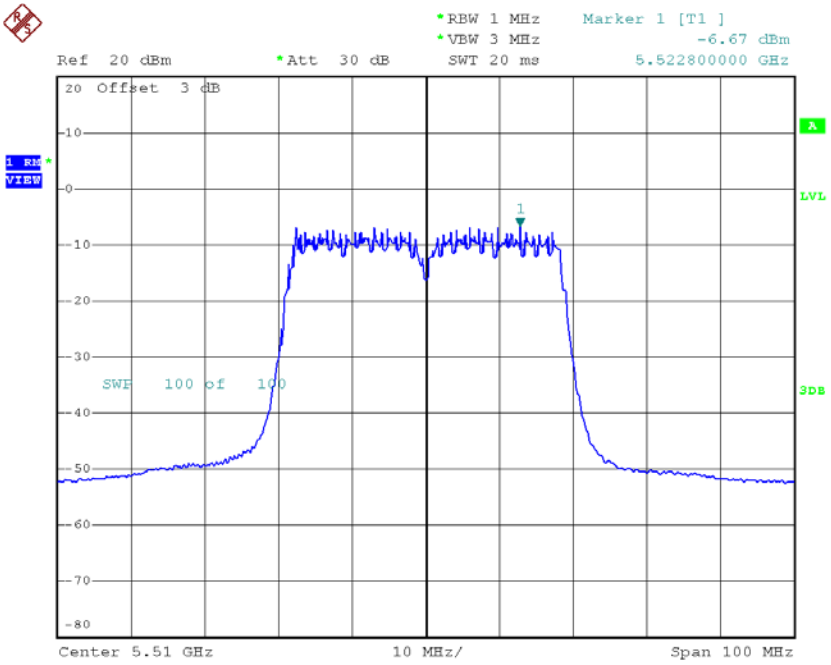

Date: 10.MAR.2018 11:19:49

CH110

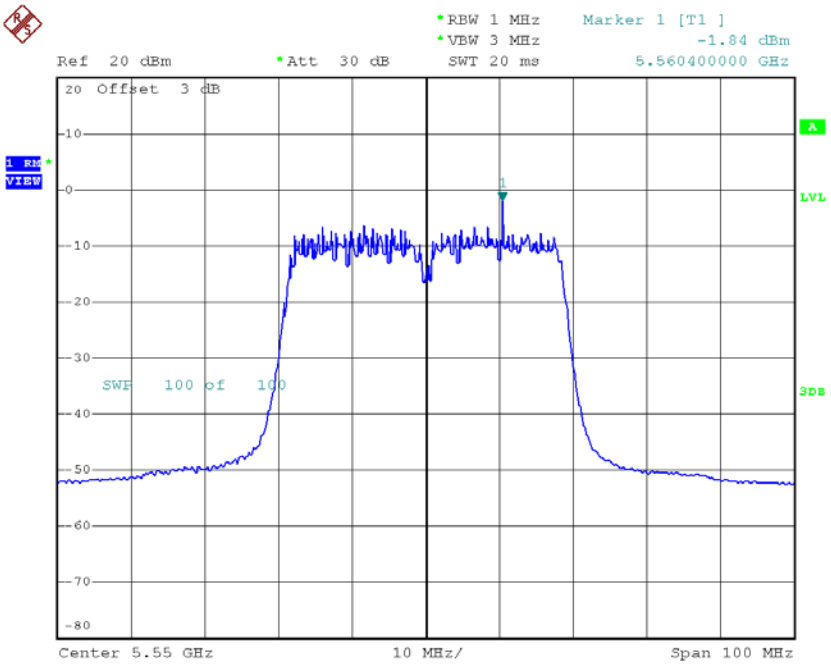

Date: 10.MAR.2018 11:20:38

CH134

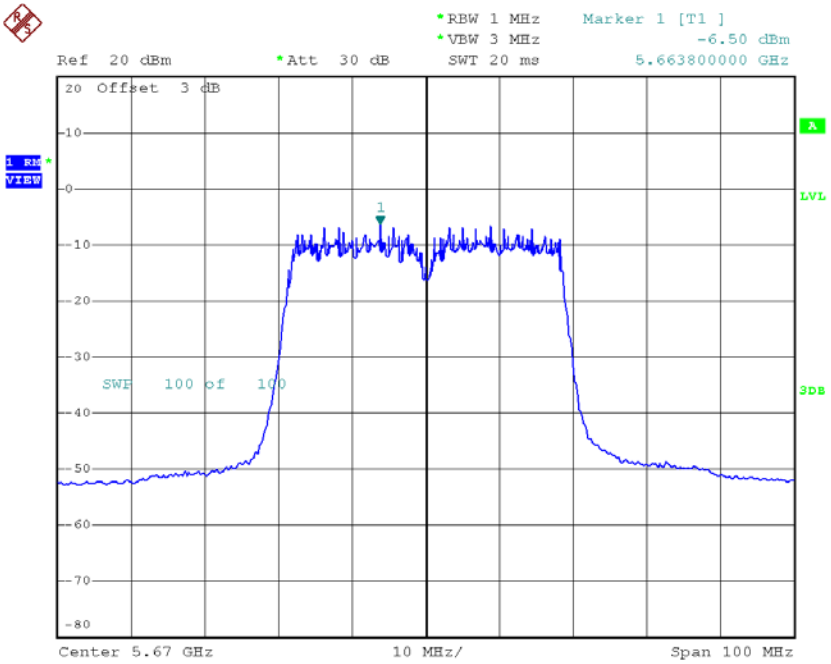

Date: 10.MAR.2018 11:21:25

Test Mode: UNII-2C/TX N40 Mode_CH102/CH110/CH134_ANT 2

Channel	Frequency (MHz)	Power Density (dBm/MHz)	Duty Factor	Power Density + Duty Factor (dBm/MHz)	Limit (dBm/MHz)
CH102	5510	-6.05	1.82	-4.23	6.16
CH110	5550	-2.73	1.82	-0.91	6.16
CH134	5670	-6.97	1.82	-5.15	6.16

CH102

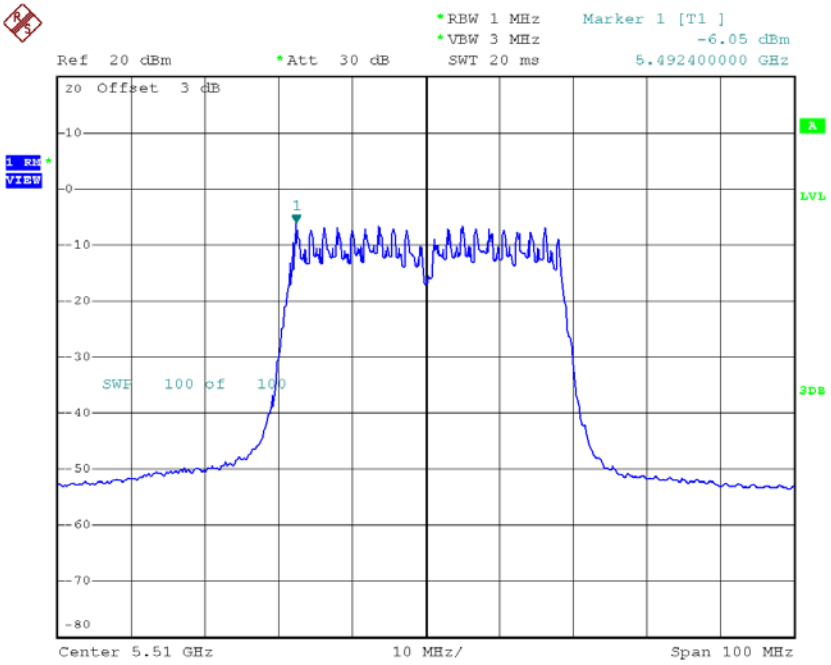

Date: 10.MAR.2018 11:14:48

CH110

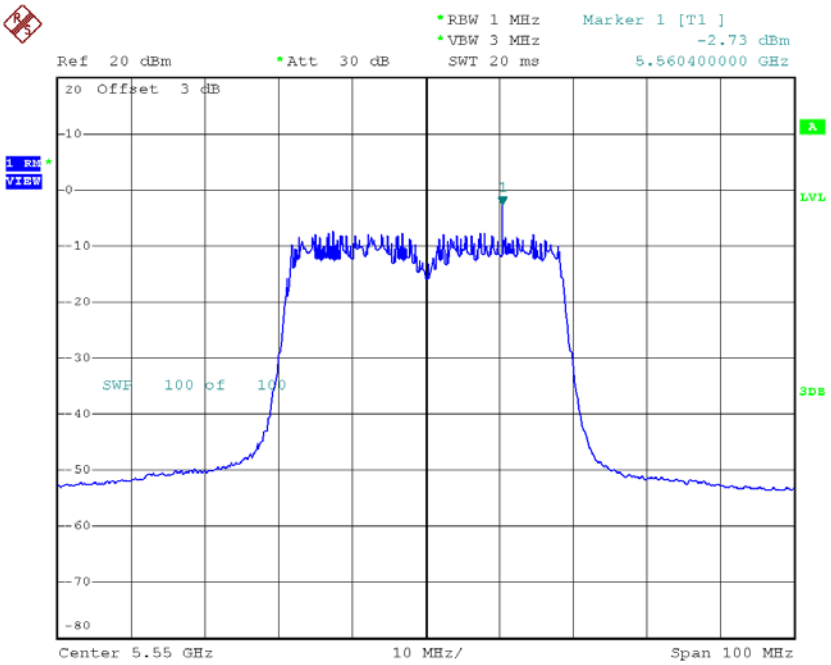

Date: 10.MAR.2018 11:15:41

CH134

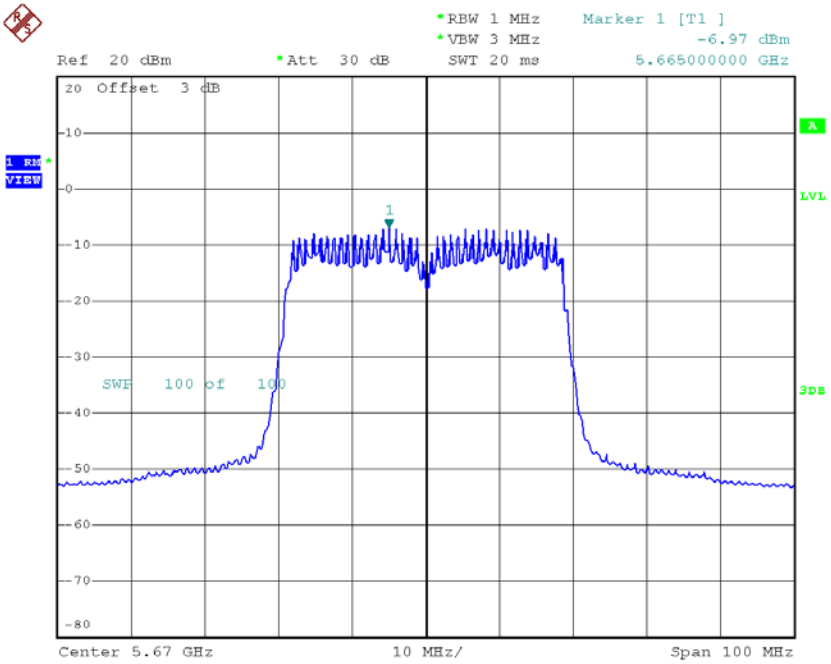

Date: 10.MAR.2018 11:16:38

Test Mode: UNII-2C/TX N40 Mode_CH102/CH110/CH134_ANT 3					
Channel	Frequency (MHz)	Power Density (dBm/MHz)	Duty Factor	Power Density + Duty Factor (dBm/MHz)	Limit (dBm/MHz)
CH102	5510	-6.72	1.82	-4.90	6.16
CH110	5550	-1.63	1.82	0.19	6.16
CH134	5670	-7.20	1.82	-5.38	6.16

CH102

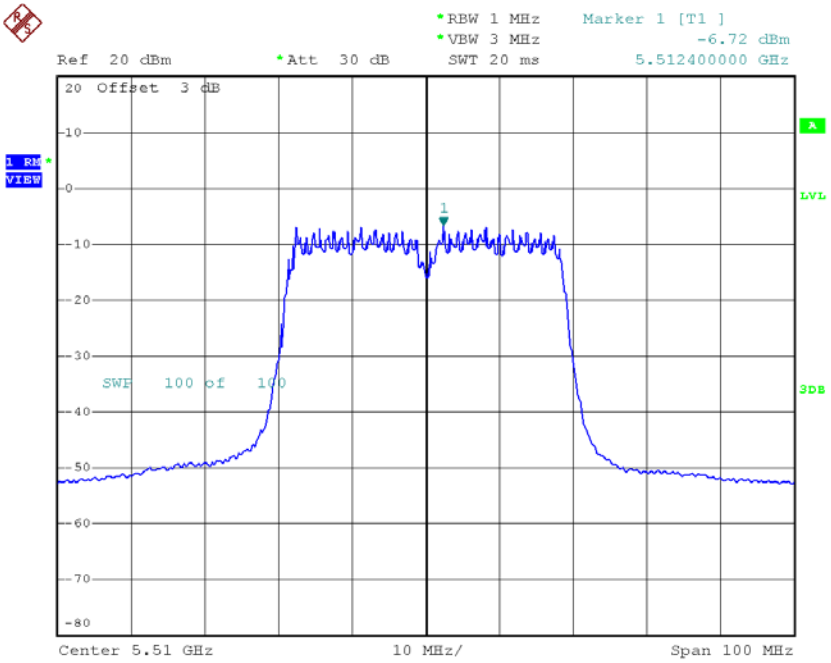

Date: 10.MAR.2018 11:08:38

CH110

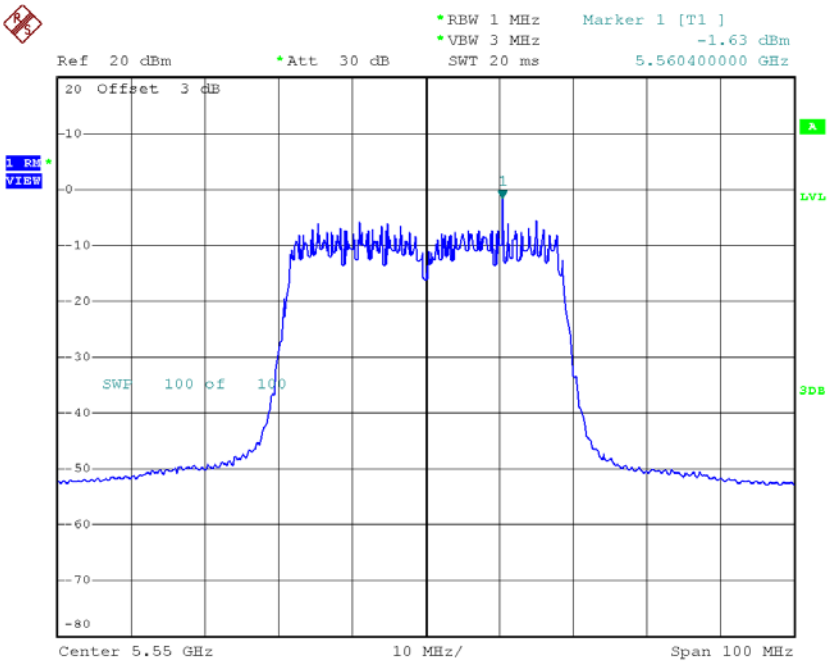

Date: 10.MAR.2018 11:09:36

CH134

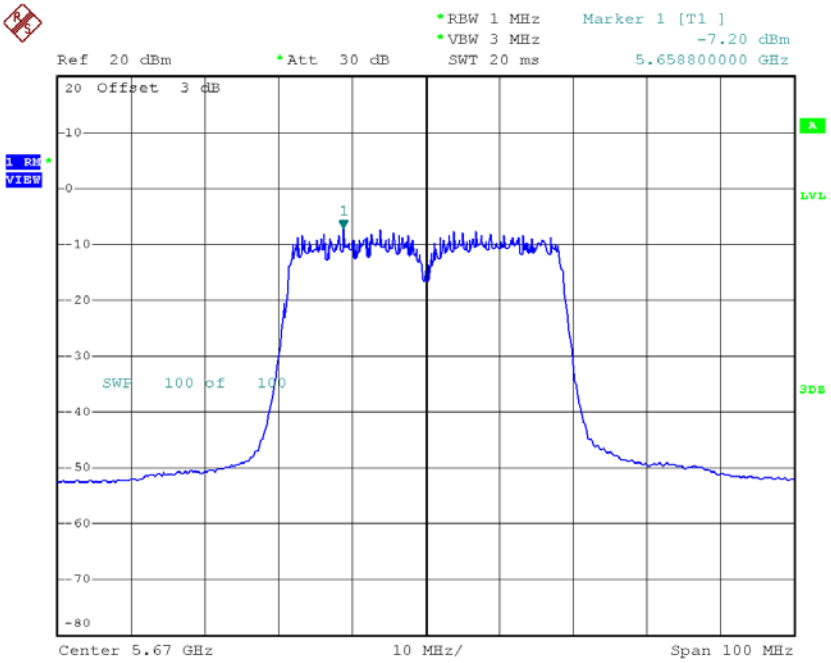

Date: 10.MAR.2018 11:10:53

Test Mode: UNII-2C/TX N40 Mode_CH102/CH110/CH134_ANT 4					
Channel	Frequency (MHz)	Power Density (dBm/MHz)	Duty Factor	Power Density + Duty Factor (dBm/MHz)	Limit (dBm/MHz)
CH102	5510	-4.95	1.82	-3.13	6.16
CH110	5550	-2.34	1.82	-0.52	6.16
CH134	5670	-7.39	1.82	-5.57	6.16

CH102

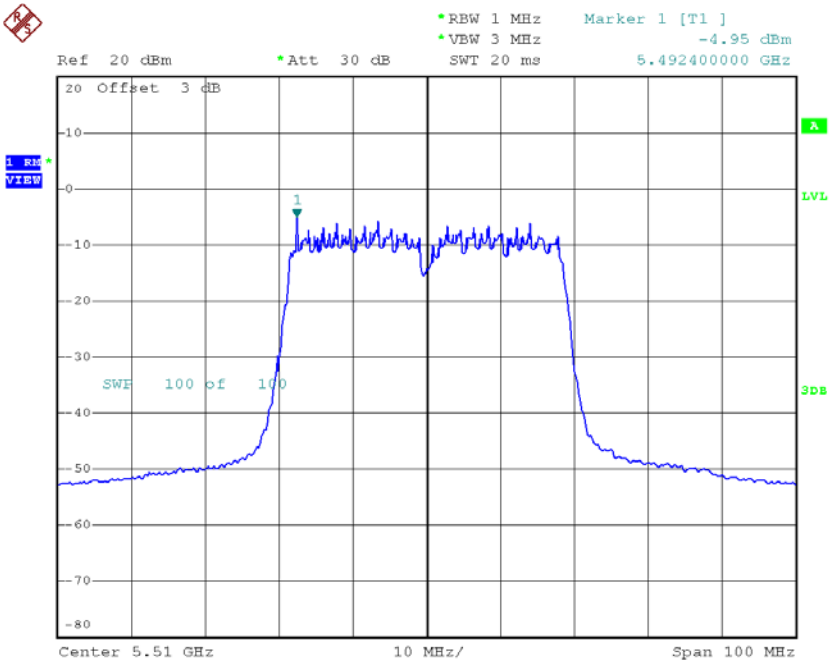

Date: 10.MAR.2018 11:02:04

CH110

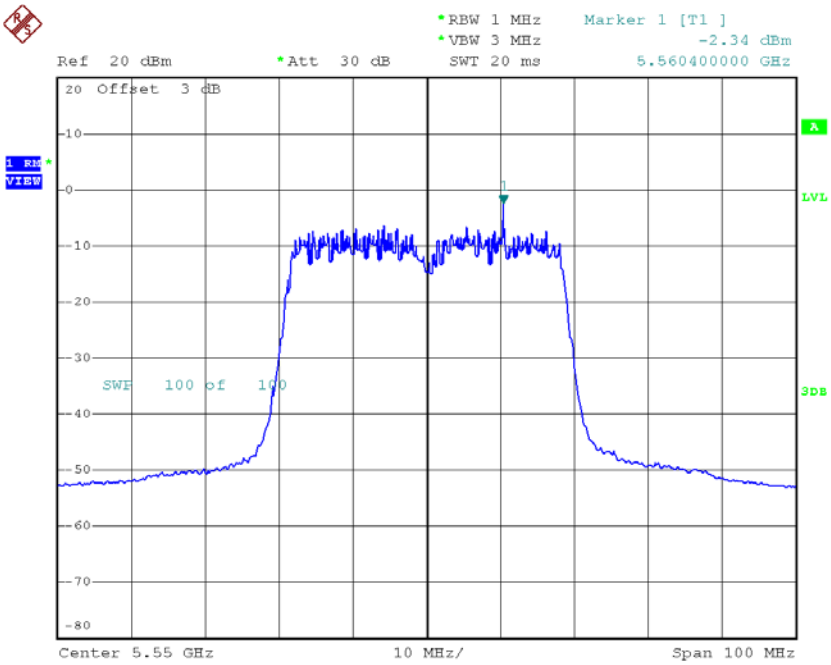

Date: 10.MAR.2018 11:03:01

CH134

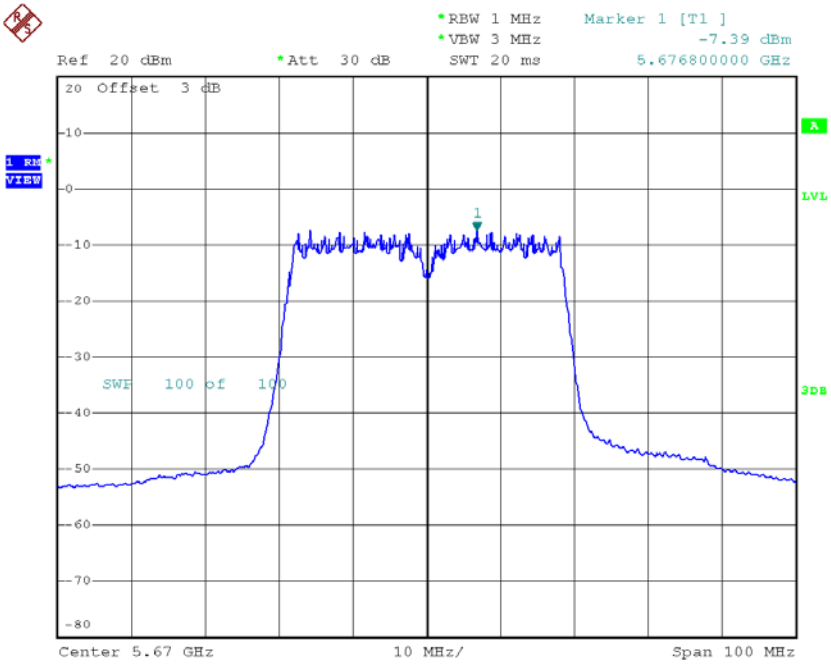

Date: 10.MAR.2018 11:04:00