802.11ax-HE20 Power Spectral Density- Ant 3

Channel 52 (5260MHz)

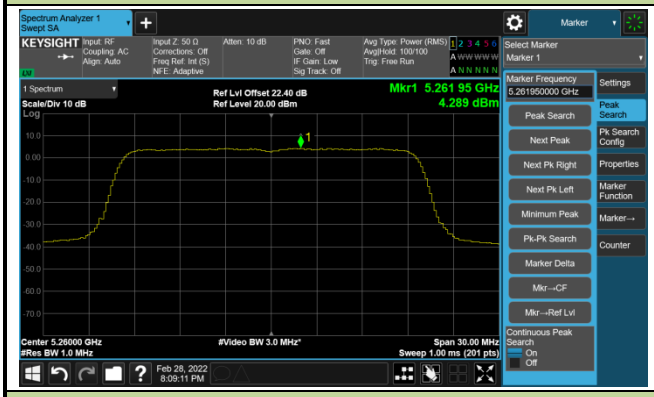

Channel 60 (5300MHz)

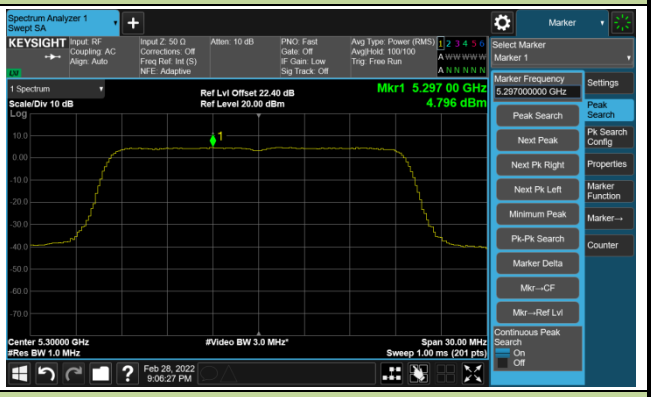

Channel 64 (5320MHz)

Channel 100 (5500MHz)

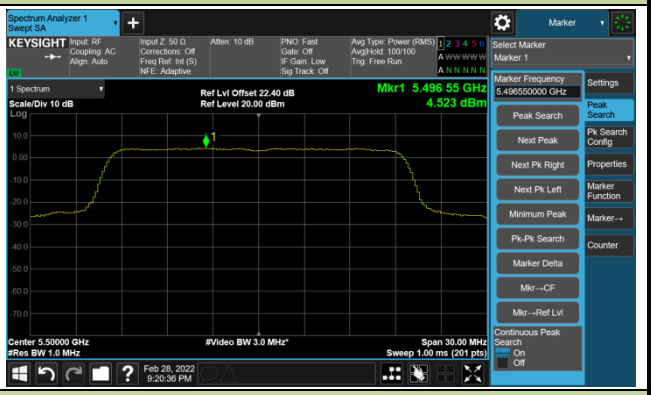

Channel 116 (5580MHz)

Channel 140 (5700MHz)

Channel 144(5720MHz)

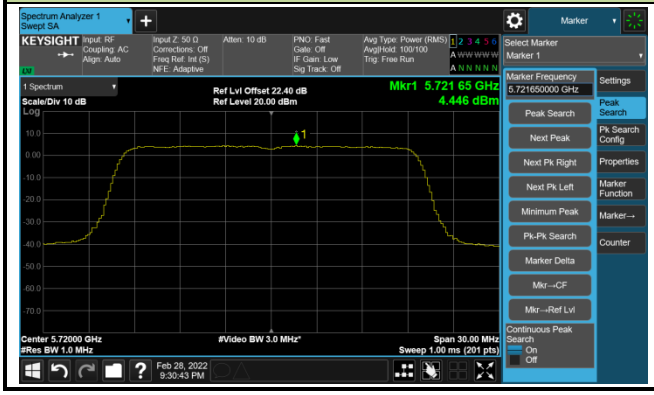

802.11ax-HE40 Power Spectral Density- Ant 3	
Channel 54 (5270MHz)	Channel 62 (5310MHz)
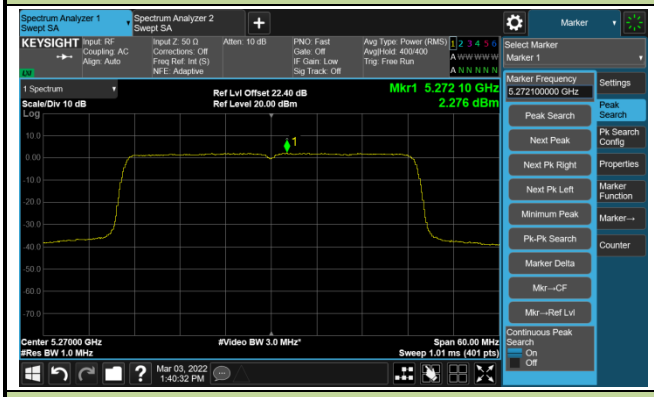	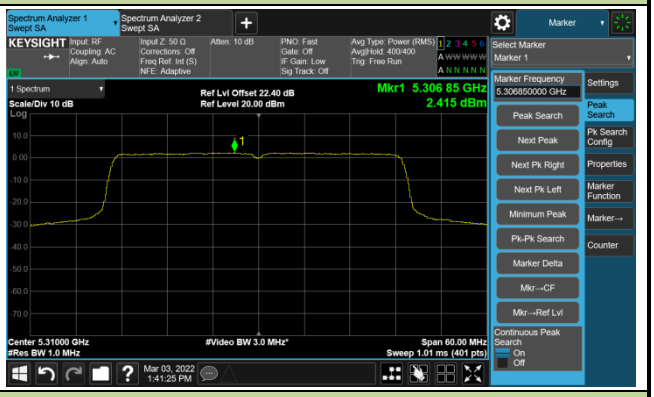
Channel 102 (5510MHz)	Channel 110 (5550MHz)
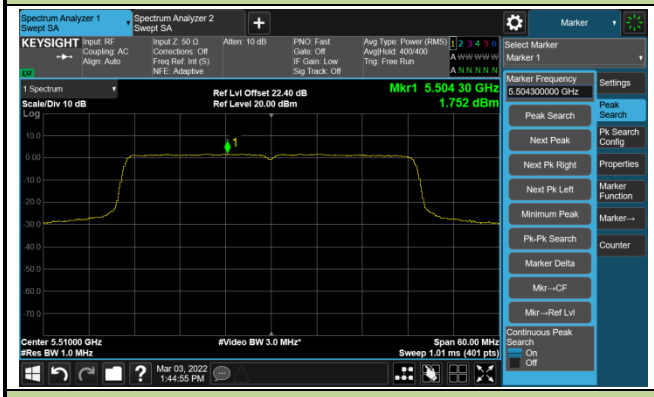	
Channel 134 (5670MHz)	Channel 142 (5710MHz)
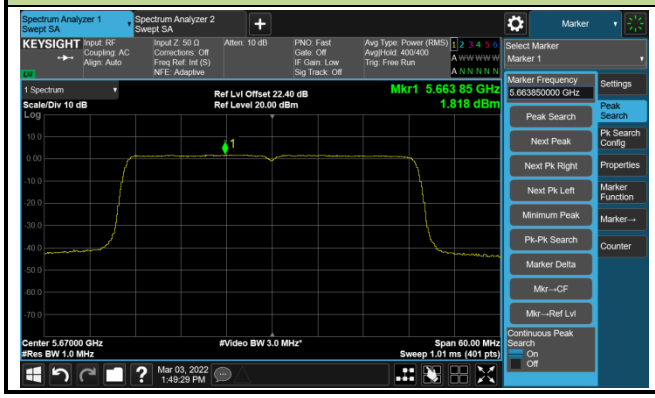	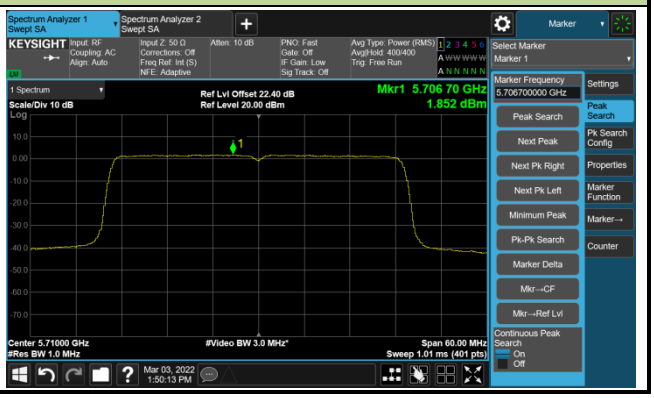

802.11ax-HE80 Power Spectral Density- Ant 3	
Channel 58 (5290MHz)	Channel 106 (5530MHz)
Channel 122 (5610MHz)	Channel 138 (5690MHz)
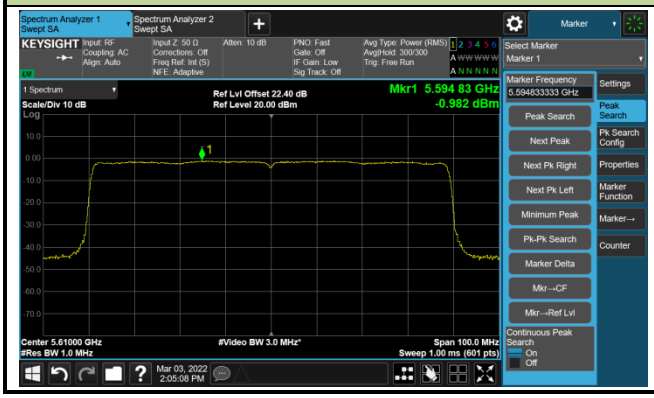	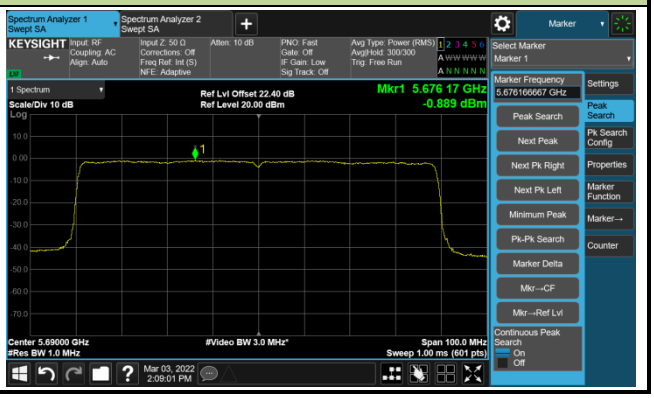

802.11ax-HE160 Power Spectral Density- Ant 3	
Channel 50 (5250MHz)	Channel 114 (5570MHz)
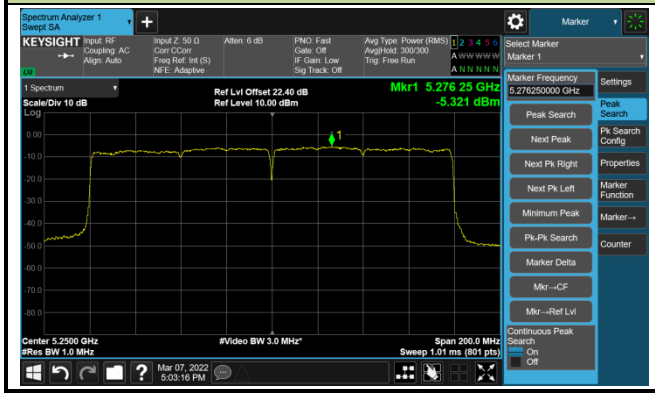	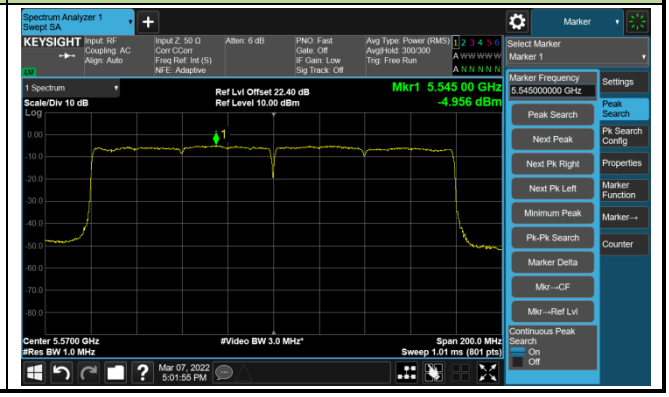

A.5 Radiated Spurious Emission Test Result

Test Site	WZ-AC2	Test Engineer	Bob Zhang
Test Date	2022/03/02	Test Mode	802.11a - Channel 52
Remark	1. Average measurement was not performed if peak level lower than average limit. 2. Other frequency was 20dB below limit line within 1-18GHz, there is not show in the report.		

Mark	Frequency (MHz)	Reading Level (dBμV)	Factor (dB/m)	Measure Level (dBμV/m)	Limit (dBμV/m)	Margin (dB/m)	Detector	Polarization
*	9695.5	32.0	14.0	46.0	68.2	-22.2	Peak	Horizontal
*	10520.0	36.9	15.8	52.7	68.2	-15.5	Peak	Horizontal
	12067.0	30.1	17.6	47.7	74.0	-26.3	Peak	Horizontal
	15790.0	34.3	18.5	52.8	74.0	-21.2	Peak	Horizontal
*	9942.0	31.2	14.3	45.5	68.2	-22.7	Peak	Vertical
*	10520.0	32.7	15.8	48.5	68.2	-19.7	Peak	Vertical
	11684.5	29.3	17.8	47.1	74.0	-26.9	Peak	Vertical
	15781.5	36.6	18.6	55.2	74.0	-18.8	Peak	Vertical

Note 1: "*" is not in restricted band, its limit is -27dBm/MHz. At a distance of 3 meters, the field strength limit in dBμV/m can be determined by adding a "conversion" factor of 95.2dB to the EIRP limit of -27dBm/MHz to obtain the limit for out of band spurious emissions.

Note 2: Measure Level (dBμV/m) = Reading Level (dBμV) + Factor (dB/m)

Factor (dB/m) = Cable Loss (dB) + Antenna Factor (dB/m) - Pre_Amplifier Gain (dB)

Test Site	WZ-AC2	Test Engineer	Bob Zhang
Test Date	2022/03/02	Test Mode	802.11a - Channel 60
Remark	1. Average measurement was not performed if peak level lower than average limit. 2. Other frequency was 20dB below limit line within 1-18GHz, there is not show in the report.		

Mark	Frequency (MHz)	Reading Level (dBμV)	Factor (dB/m)	Measure Level (dBμV/m)	Limit (dBμV/m)	Margin (dB/m)	Detector	Polarization
*	9568.0	32.5	14.1	46.6	68.2	-21.6	Peak	Horizontal
*	10061.0	29.8	14.2	44.0	68.2	-24.2	Peak	Horizontal
	10605.0	34.1	16.3	50.4	74.0	-23.6	Peak	Horizontal
	15909.0	33.5	18.7	52.2	74.0	-21.8	Peak	Horizontal
*	9814.5	29.3	14.3	43.6	68.2	-24.6	Peak	Vertical
*	10307.5	30.2	15.5	45.7	68.2	-22.5	Peak	Vertical
	10868.5	31.5	17.1	48.6	74.0	-25.4	Peak	Vertical
	11650.5	30.6	18.2	48.8	74.0	-25.2	Peak	Vertical

Note 1: "*" is not in restricted band, its limit is -27dBm/MHz. At a distance of 3 meters, the field strength limit in dBμV/m can be determined by adding a "conversion" factor of 95.2dB to the EIRP limit of -27dBm/MHz to obtain the limit for out of band spurious emissions.

Note 2: Measure Level (dBμV/m) = Reading Level (dBμV) + Factor (dB/m)

Factor (dB/m) = Cable Loss (dB) + Antenna Factor (dB/m) - Pre_Amplifier Gain (dB)

Test Site	WZ-AC2	Test Engineer	Bob Zhang
Test Date	2022/03/02	Test Mode	802.11a - Channel 64
Remark	1. Average measurement was not performed if peak level lower than average limit. 2. Other frequency was 20dB below limit line within 1-18GHz, there is not show in the report.		

Mark	Frequency (MHz)	Reading Level (dBμV)	Factor (dB/m)	Measure Level (dBμV/m)	Limit (dBμV/m)	Margin (dB/m)	Detector	Polarization
*	9772.0	31.7	14.1	45.8	68.2	-22.4	Peak	Horizontal
*	10401.0	30.5	16.0	46.5	68.2	-21.7	Peak	Horizontal
	11650.5	30.5	18.2	48.7	74.0	-25.3	Peak	Horizontal
	12041.5	30.0	17.6	47.6	74.0	-26.4	Peak	Horizontal
*	9993.0	30.2	14.2	44.4	68.2	-23.8	Peak	Vertical
*	10214.0	29.9	14.9	44.8	68.2	-23.4	Peak	Vertical
	10928.0	30.4	17.3	47.7	74.0	-26.3	Peak	Vertical
	12135.0	30.2	17.7	47.9	74.0	-26.1	Peak	Vertical

Note 1: "*" is not in restricted band, its limit is -27dBm/MHz. At a distance of 3 meters, the field strength limit in dBμV/m can be determined by adding a "conversion" factor of 95.2dB to the EIRP limit of -27dBm/MHz to obtain the limit for out of band spurious emissions.

Note 2: Measure Level (dBμV/m) = Reading Level (dBμV) + Factor (dB/m)

Factor (dB/m) = Cable Loss (dB) + Antenna Factor (dB/m) - Pre_Amplifier Gain (dB)

Test Site	WZ-AC2	Test Engineer	Bob Zhang
Test Date	2022/03/02	Test Mode	802.11a - Channel 100
Remark	1. Average measurement was not performed if peak level lower than average limit. 2. Other frequency was 20dB below limit line within 1-18GHz, there is not show in the report.		

Mark	Frequency (MHz)	Reading Level (dBμV)	Factor (dB/m)	Measure Level (dBμV/m)	Limit (dBμV/m)	Margin (dB/m)	Detector	Polarization
*	9678.5	31.3	14.1	45.4	68.2	-22.8	Peak	Horizontal
*	10290.5	31.3	15.3	46.6	68.2	-21.6	Peak	Horizontal
	11013.0	31.6	17.0	48.6	74.0	-25.4	Peak	Horizontal
	11497.5	31.0	17.9	48.9	74.0	-25.1	Peak	Horizontal
*	9814.5	31.1	14.3	45.4	68.2	-22.8	Peak	Vertical
*	10350.0	29.9	15.6	45.5	68.2	-22.7	Peak	Vertical
	11497.5	31.0	17.9	48.9	74.0	-25.1	Peak	Vertical
	12143.5	31.2	17.7	48.9	74.0	-25.1	Peak	Vertical

Note 1: "*" is not in restricted band, its limit is -27dBm/MHz. At a distance of 3 meters, the field strength limit in dBμV/m can be determined by adding a "conversion" factor of 95.2dB to the EIRP limit of -27dBm/MHz to obtain the limit for out of band spurious emissions.

Note 2: Measure Level (dBμV/m) = Reading Level (dBμV) + Factor (dB/m)

Factor (dB/m) = Cable Loss (dB) + Antenna Factor (dB/m) - Pre_Amplifier Gain (dB)

Test Site	WZ-AC2	Test Engineer	Bob Zhang
Test Date	2022/03/02	Test Mode	802.11a - Channel 116
Remark	1. Average measurement was not performed if peak level lower than average limit. 2. Other frequency was 20dB below limit line within 1-18GHz, there is not show in the report.		

Mark	Frequency (MHz)	Reading Level (dBμV)	Factor (dB/m)	Measure Level (dBμV/m)	Limit (dBμV/m)	Margin (dB/m)	Detector	Polarization
*	10214.0	30.2	14.9	45.1	68.2	-23.1	Peak	Horizontal
	11157.5	34.8	17.2	52.0	74.0	-22.0	Peak	Horizontal
	11846.0	29.6	17.7	47.3	74.0	-26.7	Peak	Horizontal
*	16733.5	43.3	21.1	64.4	68.2	-3.8	Peak	Horizontal
*	10035.5	30.2	14.6	44.8	68.2	-23.4	Peak	Vertical
	11157.5	32.1	17.2	49.3	74.0	-24.7	Peak	Vertical
	11633.5	29.1	17.9	47.0	74.0	-27.0	Peak	Vertical
*	16750.5	39.0	21.0	60.0	68.2	-8.2	Peak	Vertical

Note 1: "*" is not in restricted band, its limit is -27dBm/MHz. At a distance of 3 meters, the field strength limit in dBμV/m can be determined by adding a "conversion" factor of 95.2dB to the EIRP limit of -27dBm/MHz to obtain the limit for out of band spurious emissions.

Note 2: Measure Level (dBμV/m) = Reading Level (dBμV) + Factor (dB/m)

Factor (dB/m) = Cable Loss (dB) + Antenna Factor (dB/m) - Pre_Amplifier Gain (dB)

Test Site	WZ-AC2	Test Engineer	Bob Zhang
Test Date	2022/03/02	Test Mode	802.11a - Channel 140
Remark	1. Average measurement was not performed if peak level lower than average limit. 2. Other frequency was 20dB below limit line within 1-18GHz, there is not show in the report.		

Mark	Frequency (MHz)	Reading Level (dBμV)	Factor (dB/m)	Measure Level (dBμV/m)	Limit (dBμV/m)	Margin (dB/m)	Detector	Polarization
*	10035.5	30.2	14.6	44.8	68.2	-23.4	Peak	Horizontal
*	10214.0	30.3	14.9	45.2	68.2	-23.0	Peak	Horizontal
	11404.0	30.7	17.6	48.3	74.0	-25.7	Peak	Horizontal
	12050.0	30.4	17.7	48.1	74.0	-25.9	Peak	Horizontal
*	9636.0	31.0	14.0	45.0	68.2	-23.2	Peak	Vertical
*	10214.0	30.3	14.9	45.2	68.2	-23.0	Peak	Vertical
	11072.5	29.2	17.5	46.7	74.0	-27.3	Peak	Vertical
	11497.5	29.9	17.9	47.8	74.0	-26.2	Peak	Vertical

Note 1: "*" is not in restricted band, its limit is -27dBm/MHz. At a distance of 3 meters, the field strength limit in dBμV/m can be determined by adding a "conversion" factor of 95.2dB to the EIRP limit of -27dBm/MHz to obtain the limit for out of band spurious emissions.

Note 2: Measure Level (dBμV/m) = Reading Level (dBμV) + Factor (dB/m)

Factor (dB/m) = Cable Loss (dB) + Antenna Factor (dB/m) - Pre_Amplifier Gain (dB)

Test Site	WZ-AC2	Test Engineer	Bob Zhang
Test Date	2022/03/02	Test Mode	802.11a - Channel 144
Remark	1. Average measurement was not performed if peak level lower than average limit. 2. Other frequency was 20dB below limit line within 1-18GHz, there is not show in the report.		

Mark	Frequency (MHz)	Reading Level (dBμV)	Factor (dB/m)	Measure Level (dBμV/m)	Limit (dBμV/m)	Margin (dB/m)	Detector	Polarization
*	10307.5	30.6	15.5	46.1	68.2	-22.1	Peak	Horizontal
	11438.0	33.6	18.1	51.7	74.0	-22.3	Peak	Horizontal
	12109.5	30.2	18.0	48.2	74.0	-25.8	Peak	Horizontal
*	17158.5	37.6	22.5	60.1	68.2	-8.1	Peak	Horizontal
*	9857.0	30.6	14.3	44.9	68.2	-23.3	Peak	Vertical
*	10265.0	29.9	15.4	45.3	68.2	-22.9	Peak	Vertical
	11438.0	31.0	18.1	49.1	74.0	-24.9	Peak	Vertical
	12262.5	30.7	18.2	48.9	74.0	-25.1	Peak	Vertical

Note 1: "*" is not in restricted band, its limit is -27dBm/MHz. At a distance of 3 meters, the field strength limit in dBμV/m can be determined by adding a "conversion" factor of 95.2dB to the EIRP limit of -27dBm/MHz to obtain the limit for out of band spurious emissions.

Note 2: Measure Level (dBμV/m) = Reading Level (dBμV) + Factor (dB/m)

Factor (dB/m) = Cable Loss (dB) + Antenna Factor (dB/m) - Pre_Amplifier Gain (dB)

Test Site	WZ-AC2	Test Engineer	Bob Zhang
Test Date	2022/03/02	Test Mode	802.11ac-VHT20 - Channel 52
Remark	1. Average measurement was not performed if peak level lower than average limit. 2. Other frequency was 20dB below limit line within 1-18GHz, there is not show in the report.		

Mark	Frequency (MHz)	Reading Level (dBμV)	Factor (dB/m)	Measure Level (dBμV/m)	Limit (dBμV/m)	Margin (dB/m)	Detector	Polarization
*	10035.5	30.2	14.6	44.8	68.2	-23.4	Peak	Horizontal
*	10520.0	35.0	15.8	50.8	68.2	-17.4	Peak	Horizontal
	11123.5	28.8	17.1	45.9	74.0	-28.1	Peak	Horizontal
	11735.5	28.3	17.8	46.1	74.0	-27.9	Peak	Horizontal
*	9814.5	30.3	14.3	44.6	68.2	-23.6	Peak	Vertical
*	10401.0	29.8	16.0	45.8	68.2	-22.4	Peak	Vertical
	11735.5	28.3	17.8	46.1	74.0	-27.9	Peak	Vertical
	15790.0	37.1	18.5	55.6	74.0	-18.4	Peak	Vertical
	15790.0	24.5	18.5	43.0	54.0	-11.0	Average	Vertical

Note 1: "*" is not in restricted band, its limit is -27dBm/MHz. At a distance of 3 meters, the field strength limit in dBμV/m can be determined by adding a "conversion" factor of 95.2dB to the EIRP limit of -27dBm/MHz to obtain the limit for out of band spurious emissions.

Note 2: Measure Level (dBμV/m) = Reading Level (dBμV) + Factor (dB/m)

Factor (dB/m) = Cable Loss (dB) + Antenna Factor (dB/m) - Pre_Amplifier Gain (dB)

Test Site	WZ-AC2	Test Engineer	Bob Zhang
Test Date	2022/03/02	Test Mode	802.11ac-VHT20 - Channel 60
Remark	1. Average measurement was not performed if peak level lower than average limit. 2. Other frequency was 20dB below limit line within 1-18GHz, there is not show in the report.		

Mark	Frequency (MHz)	Reading Level (dBμV)	Factor (dB/m)	Measure Level (dBμV/m)	Limit (dBμV/m)	Margin (dB/m)	Detector	Polarization
*	10035.5	29.5	14.6	44.1	68.2	-24.1	Peak	Horizontal
*	10596.5	33.4	16.1	49.5	68.2	-18.7	Peak	Horizontal
	12194.5	31.3	17.9	49.2	74.0	-24.8	Peak	Horizontal
	15900.5	34.8	18.7	53.5	74.0	-20.5	Peak	Horizontal
	15900.5	26.4	18.7	45.1	54.0	-8.9	Average	Horizontal
*	9942.0	30.9	14.4	45.3	68.2	-22.9	Peak	Vertical
*	10307.5	30.8	15.5	46.3	68.2	-21.9	Peak	Vertical
	11650.5	30.4	18.2	48.6	74.0	-25.4	Peak	Vertical
	15900.5	37.1	18.7	55.8	74.0	-18.2	Peak	Vertical
	15900.5	29.6	18.7	48.3	54.0	-5.7	Average	Vertical

Note 1: "*" is not in restricted band, its limit is -27dBm/MHz. At a distance of 3 meters, the field strength limit in dBμV/m can be determined by adding a "conversion" factor of 95.2dB to the EIRP limit of -27dBm/MHz to obtain the limit for out of band spurious emissions.

Note 2: Measure Level (dBμV/m) = Reading Level (dBμV) + Factor (dB/m)

Factor (dB/m) = Cable Loss (dB) + Antenna Factor (dB/m) - Pre_Amplifier Gain (dB)

Test Site	WZ-AC2	Test Engineer	Bob Zhang
Test Date	2022/03/02	Test Mode	802.11ac-VHT20 - Channel 64
Remark	1. Average measurement was not performed if peak level lower than average limit. 2. Other frequency was 20dB below limit line within 1-18GHz, there is not show in the report.		

Mark	Frequency (MHz)	Reading Level (dBμV)	Factor (dB/m)	Measure Level (dBμV/m)	Limit (dBμV/m)	Margin (dB/m)	Detector	Polarization
*	9678.5	31.5	14.1	45.6	68.2	-22.6	Peak	Horizontal
*	10214.0	30.1	14.9	45.0	68.2	-23.2	Peak	Horizontal
	10936.5	32.3	17.2	49.5	74.0	-24.5	Peak	Horizontal
	11599.5	30.8	17.8	48.6	74.0	-25.4	Peak	Horizontal
*	9899.5	29.3	14.2	43.5	68.2	-24.7	Peak	Vertical
*	10214.0	29.7	14.9	44.6	68.2	-23.6	Peak	Vertical
	11191.5	31.1	17.4	48.5	74.0	-25.5	Peak	Vertical
	11599.5	30.8	17.8	48.6	74.0	-25.4	Peak	Vertical

Note 1: "*" is not in restricted band, its limit is -27dBm/MHz. At a distance of 3 meters, the field strength limit in dBμV/m can be determined by adding a "conversion" factor of 95.2dB to the EIRP limit of -27dBm/MHz to obtain the limit for out of band spurious emissions.

Note 2: Measure Level (dBμV/m) = Reading Level (dBμV) + Factor (dB/m)

Factor (dB/m) = Cable Loss (dB) + Antenna Factor (dB/m) - Pre_Amplifier Gain (dB)

Test Site	WZ-AC2	Test Engineer	Bob Zhang
Test Date	2022/03/02	Test Mode	802.11ac-VHT20 - Channel 100
Remark	1. Average measurement was not performed if peak level lower than average limit. 2. Other frequency was 20dB below limit line within 1-18GHz, there is not show in the report.		

Mark	Frequency (MHz)	Reading Level (dBμV)	Factor (dB/m)	Measure Level (dBμV/m)	Limit (dBμV/m)	Margin (dB/m)	Detector	Polarization
*	9942.0	29.6	14.4	44.0	68.2	-24.2	Peak	Horizontal
*	10307.5	30.1	15.5	45.6	68.2	-22.6	Peak	Horizontal
	11072.5	28.9	17.5	46.4	74.0	-27.6	Peak	Horizontal
	12050.0	31.5	17.7	49.2	74.0	-24.8	Peak	Horizontal
*	9899.5	30.2	14.2	44.4	68.2	-23.8	Peak	Vertical
*	10214.0	30.1	14.9	45.0	68.2	-23.2	Peak	Vertical
	11072.5	29.0	17.5	46.5	74.0	-27.5	Peak	Vertical
	11897.0	29.2	17.8	47.0	74.0	-27.0	Peak	Vertical

Note 1: "*" is not in restricted band, its limit is -27dBm/MHz. At a distance of 3 meters, the field strength limit in dBμV/m can be determined by adding a "conversion" factor of 95.2dB to the EIRP limit of -27dBm/MHz to obtain the limit for out of band spurious emissions.

Note 2: Measure Level (dBμV/m) = Reading Level (dBμV) + Factor (dB/m)

Factor (dB/m) = Cable Loss (dB) + Antenna Factor (dB/m) - Pre_Amplifier Gain (dB)

Test Site	WZ-AC2	Test Engineer	Bob Zhang
Test Date	2022/03/02	Test Mode	802.11ac-VHT20 - Channel 116
Remark	1. Average measurement was not performed if peak level lower than average limit. 2. Other frequency was 20dB below limit line within 1-18GHz, there is not show in the report.		

Mark	Frequency (MHz)	Reading Level (dBμV)	Factor (dB/m)	Measure Level (dBμV/m)	Limit (dBμV/m)	Margin (dB/m)	Detector	Polarization
*	10171.5	30.0	14.9	44.9	68.2	-23.3	Peak	Horizontal
	11166.0	36.6	17.2	53.8	74.0	-20.2	Peak	Horizontal
	11166.0	29.0	17.2	46.2	54.0	-7.8	Average	Horizontal
	12220.0	29.0	17.8	46.8	74.0	-27.2	Peak	Horizontal
*	16733.5	43.2	21.1	64.3	68.2	-3.9	Peak	Horizontal
*	10256.5	31.8	15.3	47.1	68.2	-21.1	Peak	Vertical
	11531.5	32.2	17.7	49.9	74.0	-24.1	Peak	Vertical
	12092.5	30.8	17.8	48.6	74.0	-25.4	Peak	Vertical
*	16725.0	37.5	21.1	58.6	68.2	-9.6	Peak	Vertical

Note 1: "*" is not in restricted band, its limit is -27dBm/MHz. At a distance of 3 meters, the field strength limit in dBμV/m can be determined by adding a "conversion" factor of 95.2dB to the EIRP limit of -27dBm/MHz to obtain the limit for out of band spurious emissions.

Note 2: Measure Level (dBμV/m) = Reading Level (dBμV) + Factor (dB/m)

Factor (dB/m) = Cable Loss (dB) + Antenna Factor (dB/m) - Pre_Amplifier Gain (dB)

Test Site	WZ-AC2	Test Engineer	Bob Zhang
Test Date	2022/03/02	Test Mode	802.11ac-VHT20 - Channel 140
Remark	1. Average measurement was not performed if peak level lower than average limit. 2. Other frequency was 20dB below limit line within 1-18GHz, there is not show in the report.		

Mark	Frequency (MHz)	Reading Level (dBμV)	Factor (dB/m)	Measure Level (dBμV/m)	Limit (dBμV/m)	Margin (dB/m)	Detector	Polarization
*	9721.0	31.7	14.1	45.8	68.2	-22.4	Peak	Horizontal
*	10120.5	30.3	14.5	44.8	68.2	-23.4	Peak	Horizontal
	11497.5	30.4	17.9	48.3	74.0	-25.7	Peak	Horizontal
	12169.0	30.0	17.7	47.7	74.0	-26.3	Peak	Horizontal
*	9772.0	30.1	14.1	44.2	68.2	-24.0	Peak	Vertical
*	10078.0	31.1	14.3	45.4	68.2	-22.8	Peak	Vertical
	10970.5	29.7	17.1	46.8	74.0	-27.2	Peak	Vertical
	11506.0	31.7	18.0	49.7	74.0	-24.3	Peak	Vertical

Note 1: "*" is not in restricted band, its limit is -27dBm/MHz. At a distance of 3 meters, the field strength limit in dBμV/m can be determined by adding a "conversion" factor of 95.2dB to the EIRP limit of -27dBm/MHz to obtain the limit for out of band spurious emissions.

Note 2: Measure Level (dBμV/m) = Reading Level (dBμV) + Factor (dB/m)

Factor (dB/m) = Cable Loss (dB) + Antenna Factor (dB/m) - Pre_Amplifier Gain (dB)

Test Site	WZ-AC2	Test Engineer	Bob Zhang
Test Date	2022/03/02	Test Mode	802.11ac-VHT20 - Channel 144
Remark	1. Average measurement was not performed if peak level lower than average limit. 2. Other frequency was 20dB below limit line within 1-18GHz, there is not show in the report.		

Mark	Frequency (MHz)	Reading Level (dBμV)	Factor (dB/m)	Measure Level (dBμV/m)	Limit (dBμV/m)	Margin (dB/m)	Detector	Polarization
*	10078.0	31.1	14.3	45.4	68.2	-22.8	Peak	Horizontal
	11438.0	31.8	18.1	49.9	74.0	-24.1	Peak	Horizontal
	12058.5	29.1	17.7	46.8	74.0	-27.2	Peak	Horizontal
*	17158.5	36.9	22.5	59.4	68.2	-8.8	Peak	Horizontal
*	10290.5	31.8	15.3	47.1	68.2	-21.1	Peak	Vertical
	11429.5	32.3	17.9	50.2	74.0	-23.8	Peak	Vertical
	12160.5	30.5	17.6	48.1	74.0	-25.9	Peak	Vertical
*	17158.5	34.0	22.5	56.5	68.2	-11.7	Peak	Vertical

Note 1: "*" is not in restricted band, its limit is -27dBm/MHz. At a distance of 3 meters, the field strength limit in dBμV/m can be determined by adding a "conversion" factor of 95.2dB to the EIRP limit of -27dBm/MHz to obtain the limit for out of band spurious emissions.

Note 2: Measure Level (dBμV/m) = Reading Level (dBμV) + Factor (dB/m)

Factor (dB/m) = Cable Loss (dB) + Antenna Factor (dB/m) - Pre_Amplifier Gain (dB)

Test Site	WZ-AC2	Test Engineer	Bob Zhang
Test Date	2022/03/02	Test Mode	802.11ac-VHT40 - Channel 54
Remark	1. Average measurement was not performed if peak level lower than average limit. 2. Other frequency was 20dB below limit line within 1-18GHz, there is not show in the report.		

Mark	Frequency (MHz)	Reading Level (dBμV)	Factor (dB/m)	Measure Level (dBμV/m)	Limit (dBμV/m)	Margin (dB/m)	Detector	Polarization
*	9772.0	31.2	14.1	45.3	68.2	-22.9	Peak	Horizontal
*	10554.0	34.6	15.8	50.4	68.2	-17.8	Peak	Horizontal
	11659.0	30.3	18.3	48.6	74.0	-25.4	Peak	Horizontal
	12330.5	29.6	17.6	47.2	74.0	-26.8	Peak	Horizontal
*	9814.5	30.5	14.3	44.8	68.2	-23.4	Peak	Vertical
*	10265.0	30.9	15.4	46.3	68.2	-21.9	Peak	Vertical
	10928.0	29.9	17.3	47.2	74.0	-26.8	Peak	Vertical
	11659.0	30.3	18.3	48.6	74.0	-25.4	Peak	Vertical

Note 1: "*" is not in restricted band, its limit is -27dBm/MHz. At a distance of 3 meters, the field strength limit in dBμV/m can be determined by adding a "conversion" factor of 95.2dB to the EIRP limit of -27dBm/MHz to obtain the limit for out of band spurious emissions.

Note 2: Measure Level (dBμV/m) = Reading Level (dBμV) + Factor (dB/m)

Factor (dB/m) = Cable Loss (dB) + Antenna Factor (dB/m) - Pre_Amplifier Gain (dB)

Test Site	WZ-AC2	Test Engineer	Bob Zhang
Test Date	2022/03/02	Test Mode	802.11ac-VHT40 - Channel 62
Remark	1. Average measurement was not performed if peak level lower than average limit. 2. Other frequency was 20dB below limit line within 1-18GHz, there is not show in the report.		

Mark	Frequency (MHz)	Reading Level (dBμV)	Factor (dB/m)	Measure Level (dBμV/m)	Limit (dBμV/m)	Margin (dB/m)	Detector	Polarization
*	9772.0	30.5	14.1	44.6	68.2	-23.6	Peak	Horizontal
*	10350.0	29.6	15.6	45.2	68.2	-23.0	Peak	Horizontal
	11072.5	28.8	17.5	46.3	74.0	-27.7	Peak	Horizontal
	11582.5	29.8	17.9	47.7	74.0	-26.3	Peak	Horizontal
*	9721.0	30.9	14.1	45.0	68.2	-23.2	Peak	Vertical
*	10078.0	30.2	14.3	44.5	68.2	-23.7	Peak	Vertical
	10877.0	29.3	17.0	46.3	74.0	-27.7	Peak	Vertical
	11582.5	29.2	17.9	47.1	74.0	-26.9	Peak	Vertical

Note 1: "*" is not in restricted band, its limit is -27dBm/MHz. At a distance of 3 meters, the field strength limit in dBμV/m can be determined by adding a "conversion" factor of 95.2dB to the EIRP limit of -27dBm/MHz to obtain the limit for out of band spurious emissions.

Note 2: Measure Level (dBμV/m) = Reading Level (dBμV) + Factor (dB/m)

Factor (dB/m) = Cable Loss (dB) + Antenna Factor (dB/m) - Pre_Amplifier Gain (dB)

Test Site	WZ-AC2	Test Engineer	Bob Zhang
Test Date	2022/03/02	Test Mode	802.11ac-VHT40 - Channel 102
Remark	1. Average measurement was not performed if peak level lower than average limit. 2. Other frequency was 20dB below limit line within 1-18GHz, there is not show in the report.		

Mark	Frequency (MHz)	Reading Level (dBμV)	Factor (dB/m)	Measure Level (dBμV/m)	Limit (dBμV/m)	Margin (dB/m)	Detector	Polarization
*	9942.0	30.1	14.4	44.5	68.2	-23.7	Peak	Horizontal
*	10401.0	29.7	16.0	45.7	68.2	-22.5	Peak	Horizontal
	11072.5	28.6	17.5	46.1	74.0	-27.9	Peak	Horizontal
	11582.5	29.2	17.9	47.1	74.0	-26.9	Peak	Horizontal
*	9942.0	30.1	14.4	44.5	68.2	-23.7	Peak	Vertical
*	10307.5	31.6	15.5	47.1	68.2	-21.1	Peak	Vertical
	11276.5	28.9	17.6	46.5	74.0	-27.5	Peak	Vertical
	11948.0	29.1	17.5	46.6	74.0	-27.4	Peak	Vertical

Note 1: "*" is not in restricted band, its limit is -27dBm/MHz. At a distance of 3 meters, the field strength limit in dBμV/m can be determined by adding a "conversion" factor of 95.2dB to the EIRP limit of -27dBm/MHz to obtain the limit for out of band spurious emissions.

Note 2: Measure Level (dBμV/m) = Reading Level (dBμV) + Factor (dB/m)

Factor (dB/m) = Cable Loss (dB) + Antenna Factor (dB/m) - Pre_Amplifier Gain (dB)

Test Site	WZ-AC2	Test Engineer	Bob Zhang
Test Date	2022/03/02	Test Mode	802.11ac-VHT40 - Channel 110
Remark	1. Average measurement was not performed if peak level lower than average limit. 2. Other frequency was 20dB below limit line within 1-18GHz, there is not show in the report.		

Mark	Frequency (MHz)	Reading Level (dBμV)	Factor (dB/m)	Measure Level (dBμV/m)	Limit (dBμV/m)	Margin (dB/m)	Detector	Polarization
*	10120.5	31.0	14.5	45.5	68.2	-22.7	Peak	Horizontal
	11684.5	29.0	17.8	46.8	74.0	-27.2	Peak	Horizontal
	12500.5	29.9	17.3	47.2	74.0	-26.8	Peak	Horizontal
*	16665.5	41.1	20.4	61.5	68.2	-6.7	Peak	Horizontal
*	10214.0	30.1	14.9	45.0	68.2	-23.2	Peak	Vertical
	11531.5	28.9	17.7	46.6	74.0	-27.4	Peak	Vertical
	12271.0	28.4	18.1	46.5	74.0	-27.5	Peak	Vertical
*	16657.0	36.9	20.2	57.1	68.2	-11.1	Peak	Vertical

Note 1: "*" is not in restricted band, its limit is -27dBm/MHz. At a distance of 3 meters, the field strength limit in dBμV/m can be determined by adding a "conversion" factor of 95.2dB to the EIRP limit of -27dBm/MHz to obtain the limit for out of band spurious emissions.

Note 2: Measure Level (dBμV/m) = Reading Level (dBμV) + Factor (dB/m)

Factor (dB/m) = Cable Loss (dB) + Antenna Factor (dB/m) - Pre_Amplifier Gain (dB)

Test Site	WZ-AC2	Test Engineer	Bob Zhang
Test Date	2022/03/02	Test Mode	802.11ac-VHT40 - Channel 134
Remark	1. Average measurement was not performed if peak level lower than average limit. 2. Other frequency was 20dB below limit line within 1-18GHz, there is not show in the report.		

Mark	Frequency (MHz)	Reading Level (dBμV)	Factor (dB/m)	Measure Level (dBμV/m)	Limit (dBμV/m)	Margin (dB/m)	Detector	Polarization
*	9678.5	30.6	14.1	44.7	68.2	-23.5	Peak	Horizontal
*	10214.0	30.1	14.9	45.0	68.2	-23.2	Peak	Horizontal
	11123.5	28.2	17.1	45.3	74.0	-28.7	Peak	Horizontal
	11684.5	28.7	17.8	46.5	74.0	-27.5	Peak	Horizontal
*	9857.0	30.7	14.3	45.0	68.2	-23.2	Peak	Vertical
*	10171.5	30.1	14.9	45.0	68.2	-23.2	Peak	Vertical
	11276.5	28.6	17.6	46.2	74.0	-27.8	Peak	Vertical
	11684.5	28.7	17.8	46.5	74.0	-27.5	Peak	Vertical

Note 1: "*" is not in restricted band, its limit is -27dBm/MHz. At a distance of 3 meters, the field strength limit in dBμV/m can be determined by adding a "conversion" factor of 95.2dB to the EIRP limit of -27dBm/MHz to obtain the limit for out of band spurious emissions.

Note 2: Measure Level (dBμV/m) = Reading Level (dBμV) + Factor (dB/m)

Factor (dB/m) = Cable Loss (dB) + Antenna Factor (dB/m) - Pre_Amplifier Gain (dB)

Test Site	WZ-AC2	Test Engineer	Bob Zhang
Test Date	2022/03/02	Test Mode	802.11ac-VHT40 - Channel 142
Remark	1. Average measurement was not performed if peak level lower than average limit. 2. Other frequency was 20dB below limit line within 1-18GHz, there is not show in the report.		

Mark	Frequency (MHz)	Reading Level (dBμV)	Factor (dB/m)	Measure Level (dBμV/m)	Limit (dBμV/m)	Margin (dB/m)	Detector	Polarization
*	10265.0	30.4	15.4	45.8	68.2	-22.4	Peak	Horizontal
	11429.5	32.8	17.9	50.7	74.0	-23.3	Peak	Horizontal
	12381.5	28.2	17.3	45.5	74.0	-28.5	Peak	Horizontal
*	17124.5	35.5	22.1	57.6	68.2	-10.6	Peak	Horizontal
*	9993.0	30.3	14.2	44.5	68.2	-23.7	Peak	Vertical
*	10494.5	30.3	16.1	46.4	68.2	-21.8	Peak	Vertical
	11514.5	30.3	17.9	48.2	74.0	-25.8	Peak	Vertical
	12109.5	29.0	18.0	47.0	74.0	-27.0	Peak	Vertical

Note 1: "*" is not in restricted band, its limit is -27dBm/MHz. At a distance of 3 meters, the field strength limit in dBμV/m can be determined by adding a "conversion" factor of 95.2dB to the EIRP limit of -27dBm/MHz to obtain the limit for out of band spurious emissions.

Note 2: Measure Level (dBμV/m) = Reading Level (dBμV) + Factor (dB/m)

Factor (dB/m) = Cable Loss (dB) + Antenna Factor (dB/m) - Pre_Amplifier Gain (dB)

Test Site	WZ-AC2	Test Engineer	Bob Zhang
Test Date	2022/03/02	Test Mode	802.11ac-VHT80 - Channel 58
Remark	1. Average measurement was not performed if peak level lower than average limit. 2. Other frequency was 20dB below limit line within 1-18GHz, there is not show in the report.		

Mark	Frequency (MHz)	Reading Level (dBμV)	Factor (dB/m)	Measure Level (dBμV/m)	Limit (dBμV/m)	Margin (dB/m)	Detector	Polarization
*	9772.0	31.0	14.1	45.1	68.2	-23.1	Peak	Horizontal
*	10350.0	30.0	15.6	45.6	68.2	-22.6	Peak	Horizontal
	11582.5	29.2	17.9	47.1	74.0	-26.9	Peak	Horizontal
	12007.5	29.5	17.5	47.0	74.0	-27.0	Peak	Horizontal
*	9899.5	30.2	14.2	44.4	68.2	-23.8	Peak	Vertical
*	10307.5	30.0	15.5	45.5	68.2	-22.7	Peak	Vertical
	11174.5	28.6	17.2	45.8	74.0	-28.2	Peak	Vertical
	11735.5	28.5	17.8	46.3	74.0	-27.7	Peak	Vertical

Note 1: "*" is not in restricted band, its limit is -27dBm/MHz. At a distance of 3 meters, the field strength limit in dBμV/m can be determined by adding a "conversion" factor of 95.2dB to the EIRP limit of -27dBm/MHz to obtain the limit for out of band spurious emissions.

Note 2: Measure Level (dBμV/m) = Reading Level (dBμV) + Factor (dB/m)

Factor (dB/m) = Cable Loss (dB) + Antenna Factor (dB/m) - Pre_Amplifier Gain (dB)

Test Site	WZ-AC2	Test Engineer	Bob Zhang
Test Date	2022/03/02	Test Mode	802.11ac-VHT80 - Channel 106
Remark	1. Average measurement was not performed if peak level lower than average limit. 2. Other frequency was 20dB below limit line within 1-18GHz, there is not show in the report.		

Mark	Frequency (MHz)	Reading Level (dBμV)	Factor (dB/m)	Measure Level (dBμV/m)	Limit (dBμV/m)	Margin (dB/m)	Detector	Polarization
*	9899.5	30.2	14.2	44.4	68.2	-23.8	Peak	Horizontal
*	10120.5	30.6	14.5	45.1	68.2	-23.1	Peak	Horizontal
	11480.5	29.2	17.7	46.9	74.0	-27.1	Peak	Horizontal
	12109.5	29.2	18.0	47.2	74.0	-26.8	Peak	Horizontal
*	9899.5	30.3	14.2	44.5	68.2	-23.7	Peak	Vertical
*	10401.0	29.2	16.0	45.2	68.2	-23.0	Peak	Vertical
	11548.5	30.7	17.5	48.2	74.0	-25.8	Peak	Vertical
	12007.5	28.7	17.5	46.2	74.0	-27.8	Peak	Vertical

Note 1: "*" is not in restricted band, its limit is -27dBm/MHz. At a distance of 3 meters, the field strength limit in dBμV/m can be determined by adding a "conversion" factor of 95.2dB to the EIRP limit of -27dBm/MHz to obtain the limit for out of band spurious emissions.

Note 2: Measure Level (dBμV/m) = Reading Level (dBμV) + Factor (dB/m)

Factor (dB/m) = Cable Loss (dB) + Antenna Factor (dB/m) - Pre_Amplifier Gain (dB)

Test Site	WZ-AC2	Test Engineer	Bob Zhang
Test Date	2022/03/02	Test Mode	802.11ac-VHT80 - Channel 122
Remark	1. Average measurement was not performed if peak level lower than average limit. 2. Other frequency was 20dB below limit line within 1-18GHz, there is not show in the report.		

Mark	Frequency (MHz)	Reading Level (dBμV)	Factor (dB/m)	Measure Level (dBμV/m)	Limit (dBμV/m)	Margin (dB/m)	Detector	Polarization
*	9593.5	30.8	14.2	45.0	68.2	-23.2	Peak	Horizontal
*	10171.5	30.4	14.9	45.3	68.2	-22.9	Peak	Horizontal
	11225.5	30.1	17.7	47.8	74.0	-26.2	Peak	Horizontal
	12118.0	30.3	17.9	48.2	74.0	-25.8	Peak	Horizontal
*	9899.5	29.8	14.2	44.0	68.2	-24.2	Peak	Vertical
*	10401.0	29.4	16.0	45.4	68.2	-22.8	Peak	Vertical
	11378.5	27.3	18.0	45.3	74.0	-28.7	Peak	Vertical
	12194.5	28.5	17.9	46.4	74.0	-27.6	Peak	Vertical

Note 1: "*" is not in restricted band, its limit is -27dBm/MHz. At a distance of 3 meters, the field strength limit in dBμV/m can be determined by adding a "conversion" factor of 95.2dB to the EIRP limit of -27dBm/MHz to obtain the limit for out of band spurious emissions.

Note 2: Measure Level (dBμV/m) = Reading Level (dBμV) + Factor (dB/m)

Factor (dB/m) = Cable Loss (dB) + Antenna Factor (dB/m) - Pre_Amplifier Gain (dB)

Test Site	WZ-AC2	Test Engineer	Bob Zhang
Test Date	2022/03/02	Test Mode	802.11ac-VHT80 - Channel 138
Remark	1. Average measurement was not performed if peak level lower than average limit. 2. Other frequency was 20dB below limit line within 1-18GHz, there is not show in the report.		

Mark	Frequency (MHz)	Reading Level (dBμV)	Factor (dB/m)	Measure Level (dBμV/m)	Limit (dBμV/m)	Margin (dB/m)	Detector	Polarization
*	9772.0	31.8	14.1	45.9	68.2	-22.3	Peak	Horizontal
*	10078.0	29.8	14.3	44.1	68.2	-24.1	Peak	Horizontal
	11582.5	29.5	17.9	47.4	74.0	-26.6	Peak	Horizontal
	12381.5	30.6	17.3	47.9	74.0	-26.1	Peak	Horizontal
*	9814.5	29.9	14.3	44.2	68.2	-24.0	Peak	Vertical
*	10443.5	30.3	15.9	46.2	68.2	-22.0	Peak	Vertical
	11378.5	29.6	18.0	47.6	74.0	-26.4	Peak	Vertical
	12381.5	30.6	17.3	47.9	74.0	-26.1	Peak	Vertical

Note 1: "*" is not in restricted band, its limit is -27dBm/MHz. At a distance of 3 meters, the field strength limit in dBμV/m can be determined by adding a "conversion" factor of 95.2dB to the EIRP limit of -27dBm/MHz to obtain the limit for out of band spurious emissions.

Note 2: Measure Level (dBμV/m) = Reading Level (dBμV) + Factor (dB/m)

Factor (dB/m) = Cable Loss (dB) + Antenna Factor (dB/m) - Pre_Amplifier Gain (dB)

Test Site	WZ-AC2	Test Engineer	Bob Zhang
Test Date	2022/03/02	Test Mode	802.11ac-VHT160 - Channel 50
Remark	1. Average measurement was not performed if peak level lower than average limit. 2. Other frequency was 20dB below limit line within 1-18GHz, there is not show in the report.		

Mark	Frequency (MHz)	Reading Level (dBμV)	Factor (dB/m)	Measure Level (dBμV/m)	Limit (dBμV/m)	Margin (dB/m)	Detector	Polarization
*	9857.0	30.5	14.3	44.8	68.2	-23.4	Peak	Horizontal
*	10120.5	29.9	14.5	44.4	68.2	-23.8	Peak	Horizontal
	11540.0	31.4	17.6	49.0	74.0	-25.0	Peak	Horizontal
	12169.0	30.2	17.7	47.9	74.0	-26.1	Peak	Horizontal
*	9857.0	30.5	14.3	44.8	68.2	-23.4	Peak	Vertical
*	10120.5	30.3	14.5	44.8	68.2	-23.4	Peak	Vertical
	11565.5	31.3	17.6	48.9	74.0	-25.1	Peak	Vertical
	12126.5	30.6	17.8	48.4	74.0	-25.6	Peak	Vertical

Note 1: "*" is not in restricted band, its limit is -27dBm/MHz. At a distance of 3 meters, the field strength limit in dBμV/m can be determined by adding a "conversion" factor of 95.2dB to the EIRP limit of -27dBm/MHz to obtain the limit for out of band spurious emissions.

Note 2: Measure Level (dBμV/m) = Reading Level (dBμV) + Factor (dB/m)

Factor (dB/m) = Cable Loss (dB) + Antenna Factor (dB/m) - Pre_Amplifier Gain (dB)

Test Site	WZ-AC2	Test Engineer	Bob Zhang
Test Date	2022/03/02	Test Mode	802.11ax-HE160-Channel 114
Remark	1. Average measurement was not performed if peak level lower than average limit. 2. Other frequency was 20dB below limit line within 1-18GHz, there is not show in the report.		

Mark	Frequency (MHz)	Reading Level (dBμV)	Factor (dB/m)	Measure Level (dBμV/m)	Limit (dBμV/m)	Margin (dB/m)	Detector	Polarization
*	9857.0	29.7	14.3	44.0	68.2	-24.2	Peak	Horizontal
*	10350.0	29.1	15.6	44.7	68.2	-23.5	Peak	Horizontal
	11174.5	29.4	17.2	46.6	74.0	-27.4	Peak	Horizontal
	11633.5	30.6	17.9	48.5	74.0	-25.5	Peak	Horizontal
*	9857.0	29.7	14.3	44.0	68.2	-24.2	Peak	Vertical
*	10214.0	30.1	14.9	45.0	68.2	-23.2	Peak	Vertical
	11582.5	31.5	17.9	49.4	74.0	-24.6	Peak	Vertical
	12058.5	29.2	17.7	46.9	74.0	-27.1	Peak	Vertical

Note 1: "*" is not in restricted band, its limit is -27dBm/MHz. At a distance of 3 meters, the field strength limit in dBμV/m can be determined by adding a "conversion" factor of 95.2dB to the EIRP limit of -27dBm/MHz to obtain the limit for out of band spurious emissions.

Note 2: Measure Level (dBμV/m) = Reading Level (dBμV) + Factor (dB/m)

Factor (dB/m) = Cable Loss (dB) + Antenna Factor (dB/m) - Pre_Amplifier Gain (dB)

Test Site	WZ-AC2	Test Engineer	Bob Zhang
Test Date	2022/03/02	Test Mode	802.11ax-HE20 - Channel 52
Remark	1. Average measurement was not performed if peak level lower than average limit. 2. Other frequency was 20dB below limit line within 1-18GHz, there is not show in the report.		

Mark	Frequency (MHz)	Reading Level (dBμV)	Factor (dB/m)	Measure Level (dBμV/m)	Limit (dBμV/m)	Margin (dB/m)	Detector	Polarization
*	9993.0	29.9	14.2	44.1	68.2	-24.1	Peak	Horizontal
*	10528.5	33.9	15.8	49.7	68.2	-18.5	Peak	Horizontal
	11582.5	30.8	17.9	48.7	74.0	-25.3	Peak	Horizontal
	12109.5	29.7	18.0	47.7	74.0	-26.3	Peak	Horizontal
*	9814.5	29.0	14.3	43.3	68.2	-24.9	Peak	Vertical
*	9993.0	29.9	14.2	44.1	68.2	-24.1	Peak	Vertical
	11208.5	30.6	17.7	48.3	74.0	-25.7	Peak	Vertical
	11523.0	30.2	17.9	48.1	74.0	-25.9	Peak	Vertical

Note 1: "*" is not in restricted band, its limit is -27dBm/MHz. At a distance of 3 meters, the field strength limit in dBμV/m can be determined by adding a "conversion" factor of 95.2dB to the EIRP limit of -27dBm/MHz to obtain the limit for out of band spurious emissions.

Note 2: Measure Level (dBμV/m) = Reading Level (dBμV) + Factor (dB/m)

Factor (dB/m) = Cable Loss (dB) + Antenna Factor (dB/m) - Pre_Amplifier Gain (dB)

Test Site	WZ-AC2	Test Engineer	Bob Zhang
Test Date	2022/03/02	Test Mode	802.11ax-HE20 - Channel 60
Remark	1. Average measurement was not performed if peak level lower than average limit. 2. Other frequency was 20dB below limit line within 1-18GHz, there is not show in the report.		

Mark	Frequency (MHz)	Reading Level (dBµV)	Factor (dB/m)	Measure Level (dBµV/m)	Limit (dBµV/m)	Margin (dB/m)	Detector	Polarization
*	9993.0	29.6	14.2	43.8	68.2	-24.4	Peak	Horizontal
*	10596.5	32.5	16.1	48.6	68.2	-19.6	Peak	Horizontal
	11523.0	30.2	17.9	48.1	74.0	-25.9	Peak	Horizontal
	15909.0	32.8	18.7	51.5	74.0	-22.5	Peak	Horizontal
*	9721.0	30.4	14.1	44.5	68.2	-23.7	Peak	Vertical
*	10078.0	29.7	14.3	44.0	68.2	-24.2	Peak	Vertical
	12441.0	29.3	17.3	46.6	74.0	-27.4	Peak	Vertical
	15892.0	36.3	18.6	54.9	74.0	-19.1	Peak	Vertical
	15892.0	26.9	18.6	45.5	54.0	-8.5	Average	Vertical

Note 1: "*" is not in restricted band, its limit is -27dBm/MHz. At a distance of 3 meters, the field strength limit in dBµV/m can be determined by adding a "conversion" factor of 95.2dB to the EIRP limit of -27dBm/MHz to obtain the limit for out of band spurious emissions.

Note 2: Measure Level (dBµV/m) = Reading Level (dBµV) + Factor (dB/m)

Factor (dB/m) = Cable Loss (dB) + Antenna Factor (dB/m) - Pre_Amplifier Gain (dB)

Test Site	WZ-AC2	Test Engineer	Bob Zhang
Test Date	2022/03/02	Test Mode	802.11ax-HE20 - Channel 64
Remark	1. Average measurement was not performed if peak level lower than average limit. 2. Other frequency was 20dB below limit line within 1-18GHz, there is not show in the report.		

Mark	Frequency (MHz)	Reading Level (dBμV)	Factor (dB/m)	Measure Level (dBμV/m)	Limit (dBμV/m)	Margin (dB/m)	Detector	Polarization
*	9678.5	32.0	14.1	46.1	68.2	-22.1	Peak	Horizontal
*	10035.5	30.0	14.6	44.6	68.2	-23.6	Peak	Horizontal
	11633.5	29.4	17.9	47.3	74.0	-26.7	Peak	Horizontal
	12441.0	28.4	17.3	45.7	74.0	-28.3	Peak	Horizontal
*	10035.5	29.9	14.6	44.5	68.2	-23.7	Peak	Vertical
*	10350.0	30.3	15.6	45.9	68.2	-22.3	Peak	Vertical
	11276.5	28.4	17.6	46.0	74.0	-28.0	Peak	Vertical
	11735.5	28.3	17.8	46.1	74.0	-27.9	Peak	Vertical

Note 1: "*" is not in restricted band, its limit is -27dBm/MHz. At a distance of 3 meters, the field strength limit in dBμV/m can be determined by adding a "conversion" factor of 95.2dB to the EIRP limit of -27dBm/MHz to obtain the limit for out of band spurious emissions.

Note 2: Measure Level (dBμV/m) = Reading Level (dBμV) + Factor (dB/m)

Factor (dB/m) = Cable Loss (dB) + Antenna Factor (dB/m) - Pre_Amplifier Gain (dB)

Test Site	WZ-AC2	Test Engineer	Bob Zhang
Test Date	2022/03/02	Test Mode	802.11ax-HE20 - Channel 100
Remark	1. Average measurement was not performed if peak level lower than average limit. 2. Other frequency was 20dB below limit line within 1-18GHz, there is not show in the report.		

Mark	Frequency (MHz)	Reading Level (dBμV)	Factor (dB/m)	Measure Level (dBμV/m)	Limit (dBμV/m)	Margin (dB/m)	Detector	Polarization
*	9942.0	29.6	14.4	44.0	68.2	-24.2	Peak	Horizontal
	10996.0	33.1	17.2	50.3	74.0	-23.7	Peak	Horizontal
	11667.5	30.4	18.0	48.4	74.0	-25.6	Peak	Horizontal
*	14821.0	32.1	20.1	52.2	68.2	-16.0	Peak	Horizontal
*	9942.0	30.2	14.4	44.6	68.2	-23.6	Peak	Vertical
*	10350.0	30.0	15.6	45.6	68.2	-22.6	Peak	Vertical
	10987.5	31.1	17.1	48.2	74.0	-25.8	Peak	Vertical
	11837.5	30.9	17.8	48.7	74.0	-25.3	Peak	Vertical

Note 1: "*" is not in restricted band, its limit is -27dBm/MHz. At a distance of 3 meters, the field strength limit in dBμV/m can be determined by adding a "conversion" factor of 95.2dB to the EIRP limit of -27dBm/MHz to obtain the limit for out of band spurious emissions.

Note 2: Measure Level (dBμV/m) = Reading Level (dBμV) + Factor (dB/m)

Factor (dB/m) = Cable Loss (dB) + Antenna Factor (dB/m) - Pre_Amplifier Gain (dB)

Test Site	WZ-AC2	Test Engineer	Bob Zhang
Test Date	2022/03/02	Test Mode	802.11ax-HE20 - Channel 116
Remark	1. Average measurement was not performed if peak level lower than average limit. 2. Other frequency was 20dB below limit line within 1-18GHz, there is not show in the report.		

Mark	Frequency (MHz)	Reading Level (dBμV)	Factor (dB/m)	Measure Level (dBμV/m)	Limit (dBμV/m)	Margin (dB/m)	Detector	Polarization
*	10214.0	31.2	14.9	46.1	68.2	-22.1	Peak	Horizontal
	11166.0	33.9	17.2	51.1	74.0	-22.9	Peak	Horizontal
	12177.5	31.9	17.8	49.7	74.0	-24.3	Peak	Horizontal
*	16742.0	43.0	21.0	64.0	68.2	-4.2	Peak	Horizontal
*	10443.5	28.7	15.9	44.6	68.2	-23.6	Peak	Vertical
	11684.5	28.5	17.8	46.3	74.0	-27.7	Peak	Vertical
	12271.0	28.7	18.1	46.8	74.0	-27.2	Peak	Vertical
*	16742.0	38.7	21.0	59.7	68.2	-8.5	Peak	Vertical

Note 1: "*" is not in restricted band, its limit is -27dBm/MHz. At a distance of 3 meters, the field strength limit in dBμV/m can be determined by adding a "conversion" factor of 95.2dB to the EIRP limit of -27dBm/MHz to obtain the limit for out of band spurious emissions.

Note 2: Measure Level (dBμV/m) = Reading Level (dBμV) + Factor (dB/m)

Factor (dB/m) = Cable Loss (dB) + Antenna Factor (dB/m) - Pre_Amplifier Gain (dB)

Test Site	WZ-AC2	Test Engineer	Bob Zhang
Test Date	2022/03/02	Test Mode	802.11ax-HE20 - Channel 140
Remark	1. Average measurement was not performed if peak level lower than average limit. 2. Other frequency was 20dB below limit line within 1-18GHz, there is not show in the report.		

Mark	Frequency (MHz)	Reading Level (dBμV)	Factor (dB/m)	Measure Level (dBμV/m)	Limit (dBμV/m)	Margin (dB/m)	Detector	Polarization
*	9899.5	29.6	14.2	43.8	68.2	-24.4	Peak	Horizontal
*	10443.5	28.7	15.9	44.6	68.2	-23.6	Peak	Horizontal
	11429.5	28.1	17.9	46.0	74.0	-28.0	Peak	Horizontal
	11897.0	28.5	17.8	46.3	74.0	-27.7	Peak	Horizontal
*	9636.0	29.8	14.0	43.8	68.2	-24.4	Peak	Vertical
*	10120.5	30.4	14.5	44.9	68.2	-23.3	Peak	Vertical
	11429.5	28.8	17.9	46.7	74.0	-27.3	Peak	Vertical
	12058.5	28.8	17.7	46.5	74.0	-27.5	Peak	Vertical

Note 1: "*" is not in restricted band, its limit is -27dBm/MHz. At a distance of 3 meters, the field strength limit in dBμV/m can be determined by adding a "conversion" factor of 95.2dB to the EIRP limit of -27dBm/MHz to obtain the limit for out of band spurious emissions.

Note 2: Measure Level (dBμV/m) = Reading Level (dBμV) + Factor (dB/m)

Factor (dB/m) = Cable Loss (dB) + Antenna Factor (dB/m) - Pre_Amplifier Gain (dB)

Test Site	WZ-AC2	Test Engineer	Bob Zhang
Test Date	2022/03/02	Test Mode	802.11ax-HE20 - Channel 144
Remark	1. Average measurement was not performed if peak level lower than average limit. 2. Other frequency was 20dB below limit line within 1-18GHz, there is not show in the report.		

Mark	Frequency (MHz)	Reading Level (dBμV)	Factor (dB/m)	Measure Level (dBμV/m)	Limit (dBμV/m)	Margin (dB/m)	Detector	Polarization
*	10214.0	29.2	14.9	44.1	68.2	-24.1	Peak	Horizontal
	11446.5	33.2	17.9	51.1	74.0	-22.9	Peak	Horizontal
	11897.0	28.1	17.8	45.9	74.0	-28.1	Peak	Horizontal
*	17158.5	35.5	22.5	58.0	68.2	-10.2	Peak	Horizontal
*	9899.5	30.5	14.2	44.7	68.2	-23.5	Peak	Vertical
*	10350.0	29.4	15.6	45.0	68.2	-23.2	Peak	Vertical
	11438.0	32.4	18.1	50.5	74.0	-23.5	Peak	Vertical
	12109.5	29.5	18.0	47.5	74.0	-26.5	Peak	Vertical

Note 1: "*" is not in restricted band, its limit is -27dBm/MHz. At a distance of 3 meters, the field strength limit in dBμV/m can be determined by adding a "conversion" factor of 95.2dB to the EIRP limit of -27dBm/MHz to obtain the limit for out of band spurious emissions.

Note 2: Measure Level (dBμV/m) = Reading Level (dBμV) + Factor (dB/m)

Factor (dB/m) = Cable Loss (dB) + Antenna Factor (dB/m) - Pre_Amplifier Gain (dB)

Test Site	WZ-AC2	Test Engineer	Bob Zhang
Test Date	2022/03/02	Test Mode	802.11ax-HE40 - Channel 54
Remark	1. Average measurement was not performed if peak level lower than average limit. 2. Other frequency was 20dB below limit line within 1-18GHz, there is not show in the report.		

Mark	Frequency (MHz)	Reading Level (dBμV)	Factor (dB/m)	Measure Level (dBμV/m)	Limit (dBμV/m)	Margin (dB/m)	Detector	Polarization
*	9899.5	31.2	14.2	45.4	68.2	-22.8	Peak	Horizontal
*	10554.0	34.5	15.8	50.3	68.2	-17.9	Peak	Horizontal
	11225.5	29.1	17.7	46.8	74.0	-27.2	Peak	Horizontal
	12101.0	29.1	18.0	47.1	74.0	-26.9	Peak	Horizontal
*	9678.5	30.2	14.1	44.3	68.2	-23.9	Peak	Vertical
*	10545.5	33.5	15.9	49.4	68.2	-18.8	Peak	Vertical
	11591.0	30.3	17.9	48.2	74.0	-25.8	Peak	Vertical
	12101.0	29.8	18.0	47.8	74.0	-26.2	Peak	Vertical

Note 1: "*" is not in restricted band, its limit is -27dBm/MHz. At a distance of 3 meters, the field strength limit in dBμV/m can be determined by adding a "conversion" factor of 95.2dB to the EIRP limit of -27dBm/MHz to obtain the limit for out of band spurious emissions.

Note 2: Measure Level (dBμV/m) = Reading Level (dBμV) + Factor (dB/m)

Factor (dB/m) = Cable Loss (dB) + Antenna Factor (dB/m) - Pre_Amplifier Gain (dB)

Test Site	WZ-AC2	Test Engineer	Bob Zhang
Test Date	2022/03/02	Test Mode	802.11ax-HE40 - Channel 62
Remark	1. Average measurement was not performed if peak level lower than average limit. 2. Other frequency was 20dB below limit line within 1-18GHz, there is not show in the report.		

Mark	Frequency (MHz)	Reading Level (dBμV)	Factor (dB/m)	Measure Level (dBμV/m)	Limit (dBμV/m)	Margin (dB/m)	Detector	Polarization
*	9772.0	30.1	14.1	44.2	68.2	-24.0	Peak	Horizontal
*	10307.5	30.2	15.5	45.7	68.2	-22.5	Peak	Horizontal
	11174.5	28.5	17.2	45.7	74.0	-28.3	Peak	Horizontal
	11778.0	30.7	17.5	48.2	74.0	-25.8	Peak	Horizontal
*	9857.0	29.8	14.3	44.1	68.2	-24.1	Peak	Vertical
*	10171.5	30.3	14.9	45.2	68.2	-23.0	Peak	Vertical
	11531.5	29.7	17.7	47.4	74.0	-26.6	Peak	Vertical
	12058.5	29.6	17.7	47.3	74.0	-26.7	Peak	Vertical

Note 1: "*" is not in restricted band, its limit is -27dBm/MHz. At a distance of 3 meters, the field strength limit in dBμV/m can be determined by adding a "conversion" factor of 95.2dB to the EIRP limit of -27dBm/MHz to obtain the limit for out of band spurious emissions.

Note 2: Measure Level (dBμV/m) = Reading Level (dBμV) + Factor (dB/m)

Factor (dB/m) = Cable Loss (dB) + Antenna Factor (dB/m) - Pre_Amplifier Gain (dB)

Test Site	WZ-AC2	Test Engineer	Bob Zhang
Test Date	2022/03/02	Test Mode	802.11ax-HE40 - Channel 102
Remark	1. Average measurement was not performed if peak level lower than average limit. 2. Other frequency was 20dB below limit line within 1-18GHz, there is not show in the report.		

Mark	Frequency (MHz)	Reading Level (dBμV)	Factor (dB/m)	Measure Level (dBμV/m)	Limit (dBμV/m)	Margin (dB/m)	Detector	Polarization
*	9993.0	30.7	14.2	44.9	68.2	-23.3	Peak	Horizontal
*	10265.0	32.4	15.4	47.8	68.2	-20.4	Peak	Horizontal
	11174.5	29.8	17.2	47.0	74.0	-27.0	Peak	Horizontal
	11574.0	30.4	17.8	48.2	74.0	-25.8	Peak	Horizontal
*	9899.5	30.4	14.2	44.6	68.2	-23.6	Peak	Vertical
*	10350.0	30.3	15.6	45.9	68.2	-22.3	Peak	Vertical
	11021.5	28.8	16.9	45.7	74.0	-28.3	Peak	Vertical
	11591.0	30.7	17.9	48.6	74.0	-25.4	Peak	Vertical

Note 1: "*" is not in restricted band, its limit is -27dBm/MHz. At a distance of 3 meters, the field strength limit in dBμV/m can be determined by adding a "conversion" factor of 95.2dB to the EIRP limit of -27dBm/MHz to obtain the limit for out of band spurious emissions.

Note 2: Measure Level (dBμV/m) = Reading Level (dBμV) + Factor (dB/m)

Factor (dB/m) = Cable Loss (dB) + Antenna Factor (dB/m) - Pre_Amplifier Gain (dB)

Test Site	WZ-AC2	Test Engineer	Bob Zhang
Test Date	2022/03/02	Test Mode	802.11ax-HE40 - Channel 110
Remark	1. Average measurement was not performed if peak level lower than average limit. 2. Other frequency was 20dB below limit line within 1-18GHz, there is not show in the report.		

Mark	Frequency (MHz)	Reading Level (dBμV)	Factor (dB/m)	Measure Level (dBμV/m)	Limit (dBμV/m)	Margin (dB/m)	Detector	Polarization
*	10265.0	30.3	15.4	45.7	68.2	-22.5	Peak	Horizontal
	11633.5	28.7	17.9	46.6	74.0	-27.4	Peak	Horizontal
	12339.0	30.6	17.6	48.2	74.0	-25.8	Peak	Horizontal
*	16657.0	42.0	20.2	62.2	68.2	-6.0	Peak	Horizontal
*	10120.5	30.0	14.5	44.5	68.2	-23.7	Peak	Vertical
	11302.0	30.2	17.9	48.1	74.0	-25.9	Peak	Vertical
	11897.0	28.6	17.8	46.4	74.0	-27.6	Peak	Vertical
*	16648.5	38.7	20.1	58.8	68.2	-9.4	Peak	Vertical

Note 1: "*" is not in restricted band, its limit is -27dBm/MHz. At a distance of 3 meters, the field strength limit in dBμV/m can be determined by adding a "conversion" factor of 95.2dB to the EIRP limit of -27dBm/MHz to obtain the limit for out of band spurious emissions.

Note 2: Measure Level (dBμV/m) = Reading Level (dBμV) + Factor (dB/m)

Factor (dB/m) = Cable Loss (dB) + Antenna Factor (dB/m) - Pre_Amplifier Gain (dB)

Test Site	WZ-AC2	Test Engineer	Bob Zhang
Test Date	2022/03/02	Test Mode	802.11ax-HE40 - Channel 134
Remark	1. Average measurement was not performed if peak level lower than average limit. 2. Other frequency was 20dB below limit line within 1-18GHz, there is not show in the report.		

Mark	Frequency (MHz)	Reading Level (dBμV)	Factor (dB/m)	Measure Level (dBμV/m)	Limit (dBμV/m)	Margin (dB/m)	Detector	Polarization
*	9772.0	31.4	14.1	45.5	68.2	-22.7	Peak	Horizontal
*	10307.5	30.2	15.5	45.7	68.2	-22.5	Peak	Horizontal
	11319.0	30.4	17.6	48.0	74.0	-26.0	Peak	Horizontal
	12296.5	31.6	17.6	49.2	74.0	-24.8	Peak	Horizontal
*	9899.5	29.6	14.2	43.8	68.2	-24.4	Peak	Vertical
*	10350.0	29.6	15.6	45.2	68.2	-23.0	Peak	Vertical
	11523.0	30.4	17.9	48.3	74.0	-25.7	Peak	Vertical
	12101.0	29.7	18.0	47.7	74.0	-26.3	Peak	Vertical

Note 1: "*" is not in restricted band, its limit is -27dBm/MHz. At a distance of 3 meters, the field strength limit in dBμV/m can be determined by adding a "conversion" factor of 95.2dB to the EIRP limit of -27dBm/MHz to obtain the limit for out of band spurious emissions.

Note 2: Measure Level (dBμV/m) = Reading Level (dBμV) + Factor (dB/m)

Factor (dB/m) = Cable Loss (dB) + Antenna Factor (dB/m) - Pre_Amplifier Gain (dB)

Test Site	WZ-AC2	Test Engineer	Bob Zhang
Test Date	2022/03/02	Test Mode	802.11ax-HE40 - Channel 142
Remark	1. Average measurement was not performed if peak level lower than average limit. 2. Other frequency was 20dB below limit line within 1-18GHz, there is not show in the report.		

Mark	Frequency (MHz)	Reading Level (dBμV)	Factor (dB/m)	Measure Level (dBμV/m)	Limit (dBμV/m)	Margin (dB/m)	Detector	Polarization
*	10443.5	29.7	15.9	45.6	68.2	-22.6	Peak	Horizontal
	11421.0	30.4	17.8	48.2	74.0	-25.8	Peak	Horizontal
	11786.5	29.1	17.6	46.7	74.0	-27.3	Peak	Horizontal
*	17133.0	34.8	22.4	57.2	68.2	-11.0	Peak	Horizontal
*	9636.0	31.9	14.0	45.9	68.2	-22.3	Peak	Vertical
*	10137.5	31.0	14.5	45.5	68.2	-22.7	Peak	Vertical
	10936.5	31.2	17.2	48.4	74.0	-25.6	Peak	Vertical
	11421.0	31.0	17.8	48.8	74.0	-25.2	Peak	Vertical

Note 1: "*" is not in restricted band, its limit is -27dBm/MHz. At a distance of 3 meters, the field strength limit in dBμV/m can be determined by adding a "conversion" factor of 95.2dB to the EIRP limit of -27dBm/MHz to obtain the limit for out of band spurious emissions.

Note 2: Measure Level (dBμV/m) = Reading Level (dBμV) + Factor (dB/m)

Factor (dB/m) = Cable Loss (dB) + Antenna Factor (dB/m) - Pre_Amplifier Gain (dB)

Test Site	WZ-AC2	Test Engineer	Bob Zhang
Test Date	2022/03/02	Test Mode	802.11ax-HE80 - Channel 58
Remark	1. Average measurement was not performed if peak level lower than average limit. 2. Other frequency was 20dB below limit line within 1-18GHz, there is not show in the report.		

Mark	Frequency (MHz)	Reading Level (dBμV)	Factor (dB/m)	Measure Level (dBμV/m)	Limit (dBμV/m)	Margin (dB/m)	Detector	Polarization
*	9814.5	30.3	14.3	44.6	68.2	-23.6	Peak	Horizontal
*	10171.5	29.9	14.9	44.8	68.2	-23.4	Peak	Horizontal
	10970.5	29.5	17.1	46.6	74.0	-27.4	Peak	Horizontal
	11506.0	28.8	18.0	46.8	74.0	-27.2	Peak	Horizontal
*	9593.5	31.4	14.2	45.6	68.2	-22.6	Peak	Vertical
*	9942.0	29.4	14.4	43.8	68.2	-24.4	Peak	Vertical
	11174.5	28.6	17.2	45.8	74.0	-28.2	Peak	Vertical
	11948.0	29.8	17.5	47.3	74.0	-26.7	Peak	Vertical

Note 1: "*" is not in restricted band, its limit is -27dBm/MHz. At a distance of 3 meters, the field strength limit in dBμV/m can be determined by adding a "conversion" factor of 95.2dB to the EIRP limit of -27dBm/MHz to obtain the limit for out of band spurious emissions.

Note 2: Measure Level (dBμV/m) = Reading Level (dBμV) + Factor (dB/m)

Factor (dB/m) = Cable Loss (dB) + Antenna Factor (dB/m) - Pre_Amplifier Gain (dB)

Test Site	WZ-AC2	Test Engineer	Bob Zhang
Test Date	2022/03/02	Test Mode	802.11ax-HE80 - Channel 106
Remark	1. Average measurement was not performed if peak level lower than average limit. 2. Other frequency was 20dB below limit line within 1-18GHz, there is not show in the report.		

Mark	Frequency (MHz)	Reading Level (dBμV)	Factor (dB/m)	Measure Level (dBμV/m)	Limit (dBμV/m)	Margin (dB/m)	Detector	Polarization
*	9814.5	30.0	14.3	44.3	68.2	-23.9	Peak	Horizontal
*	10265.0	30.4	15.4	45.8	68.2	-22.4	Peak	Horizontal
	11506.0	30.3	18.0	48.3	74.0	-25.7	Peak	Horizontal
	12186.0	31.0	17.9	48.9	74.0	-25.1	Peak	Horizontal
*	9814.5	30.3	14.3	44.6	68.2	-23.6	Peak	Vertical
*	10231.0	32.0	15.0	47.0	68.2	-21.2	Peak	Vertical
	11599.5	30.8	17.8	48.6	74.0	-25.4	Peak	Vertical
	12288.0	30.1	17.6	47.7	74.0	-26.3	Peak	Vertical

Note 1: "*" is not in restricted band, its limit is -27dBm/MHz. At a distance of 3 meters, the field strength limit in dBμV/m can be determined by adding a "conversion" factor of 95.2dB to the EIRP limit of -27dBm/MHz to obtain the limit for out of band spurious emissions.

Note 2: Measure Level (dBμV/m) = Reading Level (dBμV) + Factor (dB/m)

Factor (dB/m) = Cable Loss (dB) + Antenna Factor (dB/m) - Pre_Amplifier Gain (dB)

Test Site	WZ-AC2	Test Engineer	Bob Zhang
Test Date	2022/03/02	Test Mode	802.11ax-HE80 - Channel 122
Remark	1. Average measurement was not performed if peak level lower than average limit. 2. Other frequency was 20dB below limit line within 1-18GHz, there is not show in the report.		

Mark	Frequency (MHz)	Reading Level (dBμV)	Factor (dB/m)	Measure Level (dBμV/m)	Limit (dBμV/m)	Margin (dB/m)	Detector	Polarization
*	9857.0	29.5	14.3	43.8	68.2	-24.4	Peak	Horizontal
*	10350.0	29.9	15.6	45.5	68.2	-22.7	Peak	Horizontal
	10868.5	30.6	17.1	47.7	74.0	-26.3	Peak	Horizontal
	11327.5	28.1	17.6	45.7	74.0	-28.3	Peak	Horizontal
*	9814.5	29.3	14.3	43.6	68.2	-24.6	Peak	Vertical
*	10307.5	30.3	15.5	45.8	68.2	-22.4	Peak	Vertical
	11191.5	29.1	17.4	46.5	74.0	-27.5	Peak	Vertical
	11667.5	30.0	18.0	48.0	74.0	-26.0	Peak	Vertical

Note 1: "*" is not in restricted band, its limit is -27dBm/MHz. At a distance of 3 meters, the field strength limit in dBμV/m can be determined by adding a "conversion" factor of 95.2dB to the EIRP limit of -27dBm/MHz to obtain the limit for out of band spurious emissions.

Note 2: Measure Level (dBμV/m) = Reading Level (dBμV) + Factor (dB/m)

Factor (dB/m) = Cable Loss (dB) + Antenna Factor (dB/m) - Pre_Amplifier Gain (dB)

Test Site	WZ-AC2	Test Engineer	Bob Zhang
Test Date	2022/03/02	Test Mode	802.11ax-HE80 - Channel 138
Remark	1. Average measurement was not performed if peak level lower than average limit. 2. Other frequency was 20dB below limit line within 1-18GHz, there is not show in the report.		

Mark	Frequency (MHz)	Reading Level (dBμV)	Factor (dB/m)	Measure Level (dBμV/m)	Limit (dBμV/m)	Margin (dB/m)	Detector	Polarization
*	10375.5	31.3	15.8	47.1	68.2	-21.1	Peak	Horizontal
	11582.5	32.3	17.9	50.2	74.0	-23.8	Peak	Horizontal
	12058.5	29.9	17.7	47.6	74.0	-26.4	Peak	Horizontal
*	17303.0	33.0	24.4	57.4	68.2	-10.8	Peak	Horizontal
*	9899.5	30.4	14.2	44.6	68.2	-23.6	Peak	Vertical
*	10443.5	29.0	15.9	44.9	68.2	-23.3	Peak	Vertical
	11565.5	31.8	17.6	49.4	74.0	-24.6	Peak	Vertical
	12058.5	29.6	17.7	47.3	74.0	-26.7	Peak	Vertical

Note 1: "*" is not in restricted band, its limit is -27dBm/MHz. At a distance of 3 meters, the field strength limit in dBμV/m can be determined by adding a "conversion" factor of 95.2dB to the EIRP limit of -27dBm/MHz to obtain the limit for out of band spurious emissions.

Note 2: Measure Level (dBμV/m) = Reading Level (dBμV) + Factor (dB/m)

Factor (dB/m) = Cable Loss (dB) + Antenna Factor (dB/m) - Pre_Amplifier Gain (dB)

Test Site	WZ-AC2	Test Engineer	Bob Zhang
Test Date	2022/03/02	Test Mode	802.11ax-HE160 - Channel 50
Remark	1. Average measurement was not performed if peak level lower than average limit. 2. Other frequency was 20dB below limit line within 1-18GHz, there is not show in the report.		

Mark	Frequency (MHz)	Reading Level (dBμV)	Factor (dB/m)	Measure Level (dBμV/m)	Limit (dBμV/m)	Margin (dB/m)	Detector	Polarization
*	9899.5	30.9	14.2	45.1	68.2	-23.1	Peak	Horizontal
*	10350.0	29.3	15.6	44.9	68.2	-23.3	Peak	Horizontal
	11557.0	31.0	17.5	48.5	74.0	-25.5	Peak	Horizontal
	12466.5	30.6	17.5	48.1	74.0	-25.9	Peak	Horizontal
*	10120.5	30.3	14.5	44.8	68.2	-23.4	Peak	Vertical
*	10494.5	29.6	16.1	45.7	68.2	-22.5	Peak	Vertical
	11540.0	30.4	17.6	48.0	74.0	-26.0	Peak	Vertical
	12050.0	30.5	17.7	48.2	74.0	-25.8	Peak	Vertical

Note 1: "*" is not in restricted band, its limit is -27dBm/MHz. At a distance of 3 meters, the field strength limit in dBμV/m can be determined by adding a "conversion" factor of 95.2dB to the EIRP limit of -27dBm/MHz to obtain the limit for out of band spurious emissions.

Note 2: Measure Level (dBμV/m) = Reading Level (dBμV) + Factor (dB/m)

Factor (dB/m) = Cable Loss (dB) + Antenna Factor (dB/m) - Pre_Amplifier Gain (dB)

Test Site	WZ-AC2	Test Engineer	Bob Zhang
Test Date	2022/03/02	Test Mode	802.11ax-HE160 - Channel 114
Remark	1. Average measurement was not performed if peak level lower than average limit. 2. Other frequency was 20dB below limit line within 1-18GHz, there is not show in the report.		

Mark	Frequency (MHz)	Reading Level (dBμV)	Factor (dB/m)	Measure Level (dBμV/m)	Limit (dBμV/m)	Margin (dB/m)	Detector	Polarization
*	9772.0	30.7	14.1	44.8	68.2	-23.4	Peak	Horizontal
*	10214.0	30.7	14.9	45.6	68.2	-22.6	Peak	Horizontal
	11276.5	28.4	17.6	46.0	74.0	-28.0	Peak	Horizontal
	11786.5	28.8	17.6	46.4	74.0	-27.6	Peak	Horizontal
*	9814.5	29.8	14.3	44.1	68.2	-24.1	Peak	Vertical
*	10214.0	30.2	14.9	45.1	68.2	-23.1	Peak	Vertical
	11276.5	28.2	17.6	45.8	74.0	-28.2	Peak	Vertical
	12092.5	31.2	17.8	49.0	74.0	-25.0	Peak	Vertical

Note 1: "*" is not in restricted band, its limit is -27dBm/MHz. At a distance of 3 meters, the field strength limit in dBμV/m can be determined by adding a "conversion" factor of 95.2dB to the EIRP limit of -27dBm/MHz to obtain the limit for out of band spurious emissions.

Note 2: Measure Level (dBμV/m) = Reading Level (dBμV) + Factor (dB/m)

Factor (dB/m) = Cable Loss (dB) + Antenna Factor (dB/m) - Pre_Amplifier Gain (dB)

A.6 Radiated Restricted Band Edge Test Result

Site: WZ-AC2	Time: 2022/02/25 - 17:00
Limit: FCC_Part15_Band Edge(3m)	Engineer: Bob Zhang
Probe: WZ-AC2_BBHA9120D_1-18GHz	Polarity: Horizontal
EUT: Fiber Wireless Router FWR226e	Power: AC 120V/60Hz
Note: Transmit by 802.11a at Channel 5320MHz	

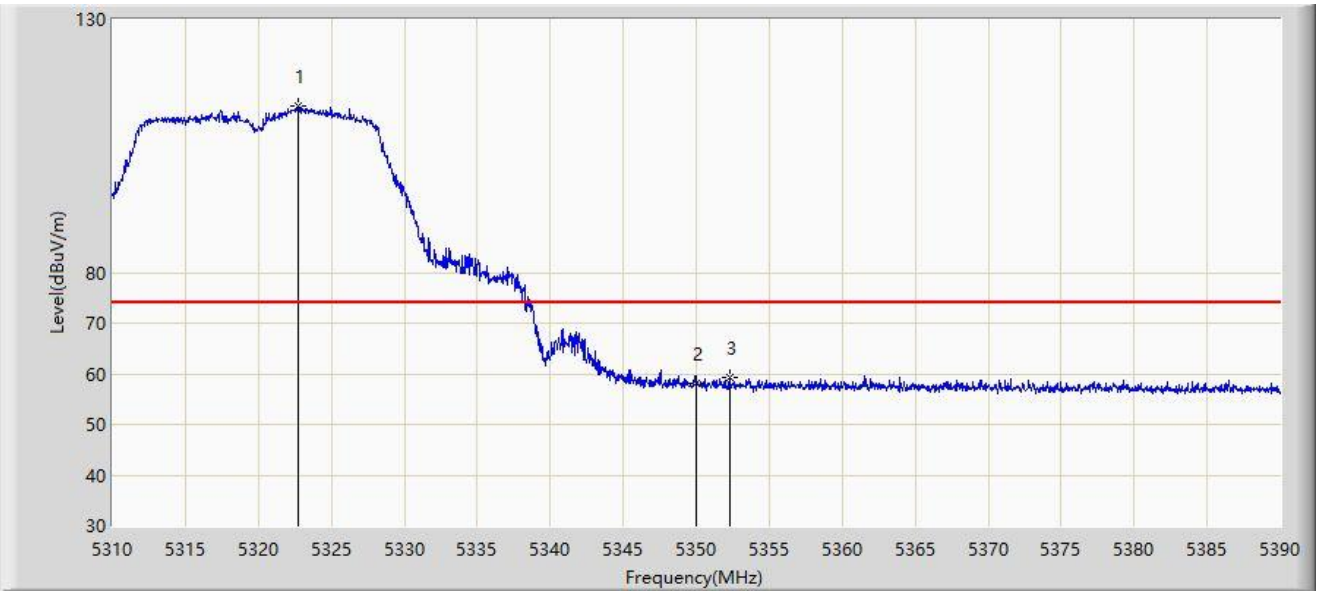

No	Flag	Mark	Frequency (MHz)	Measure Level (dBμV/m)	Reading Level (dBμV)	Margin (dB)	Limit (dBμV/m)	Factor (dB/m)	Type
1		*	5322.760	112.853	109.323	N/A	N/A	3.530	PK
2			5350.000	58.116	54.230	-15.884	74.000	3.886	PK
3			5352.280	59.408	55.476	-14.592	74.000	3.931	PK

Note: Measure Level (dBμV/m) = Reading Level (dBμV) + Factor (dB/m)

Factor (dB/m) = Cable Loss (dB) + Antenna Factor (dB/m) - Pre_Amplifier Gain (dB).

Site: WZ-AC2	Time: 2022/02/25 - 17:02
Limit: FCC_Part15_Band Edge(3m)	Engineer: Bob Zhang
Probe: WZ-AC2_BBHA9120D_1-18GHz	Polarity: Horizontal
EUT: Fiber Wireless Router FWR226e	Power: AC 120V/60Hz
Note: Transmit by 802.11a at Channel 5320MHz	

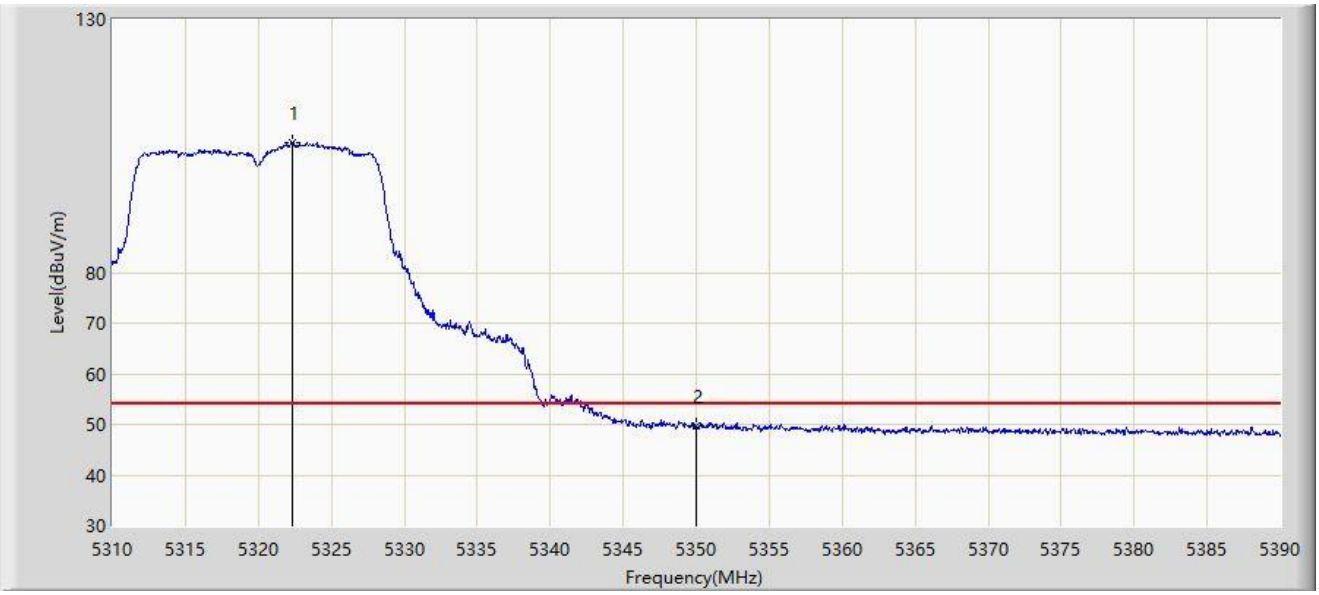

No	Flag	Mark	Frequency (MHz)	Measure Level (dBμV/m)	Reading Level (dBμV)	Margin (dB)	Limit (dBμV/m)	Factor (dB/m)	Type
1		*	5322.360	105.727	102.199	N/A	N/A	3.529	AV
2			5350.000	49.656	45.770	-4.344	54.000	3.886	AV

Note: Measure Level (dBμV/m) = Reading Level (dBμV) + Factor (dB/m)

Factor (dB/m) = Cable Loss (dB) + Antenna Factor (dB/m) - Pre_Amplifier Gain (dB).

Site: WZ-AC2	Time: 2022/02/25 - 16:59
Limit: FCC_Part15_Band Edge(3m)	Engineer: Bob Zhang
Probe: WZ-AC2_BBHA9120D_1-18GHz	Polarity: Vertical
EUT: Fiber Wireless Router FWR226e	Power: AC 120V/60Hz
Note: Transmit by 802.11a at Channel 5320MHz	

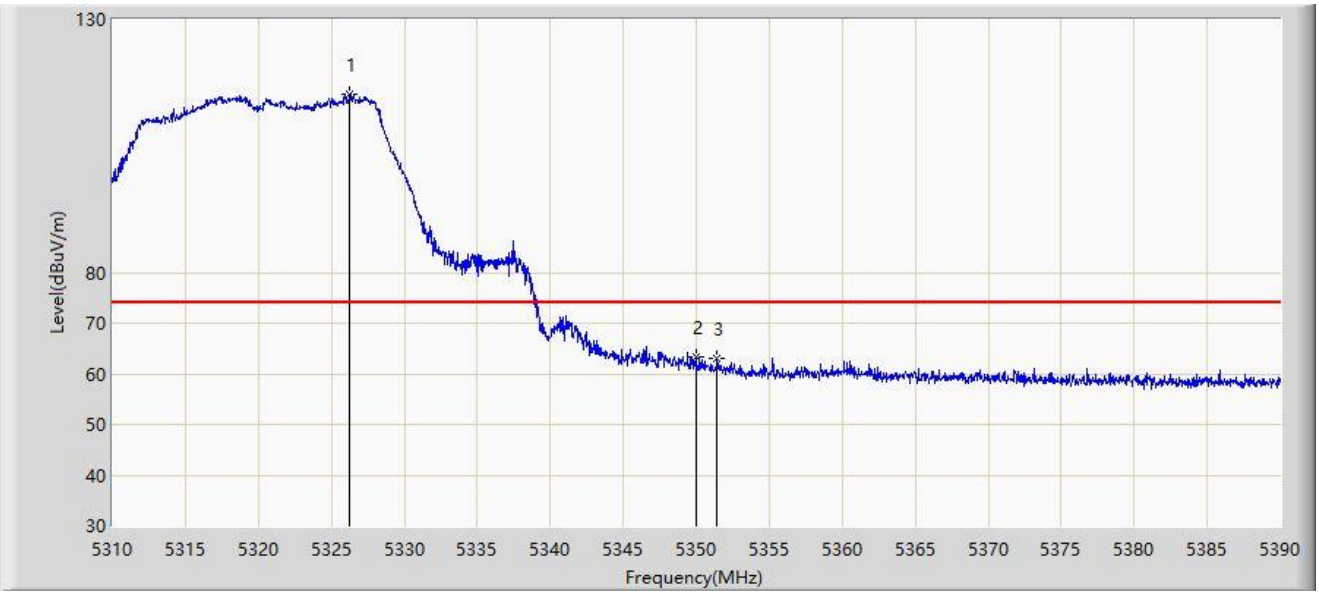

No	Flag	Mark	Frequency (MHz)	Measure Level (dBμV/m)	Reading Level (dBμV)	Margin (dB)	Limit (dBμV/m)	Factor (dB/m)	Type
1		*	5326.280	115.331	111.790	N/A	N/A	3.540	PK
2			5350.000	63.261	59.375	-10.739	74.000	3.886	PK
3			5351.400	63.104	59.189	-10.896	74.000	3.915	PK

Note: Measure Level (dBμV/m) = Reading Level (dBμV) + Factor (dB/m)

Factor (dB/m) = Cable Loss (dB) + Antenna Factor (dB/m) - Pre_Amplifier Gain (dB).

Site: WZ-AC2	Time: 2022/02/25 - 16:58
Limit: FCC_Part15_Band Edge(3m)	Engineer: Bob Zhang
Probe: WZ-AC2_BBHA9120D_1-18GHz	Polarity: Vertical
EUT: Fiber Wireless Router FWR226e	Power: AC 120V/60Hz
Note: Transmit by 802.11a at Channel 5320MHz	

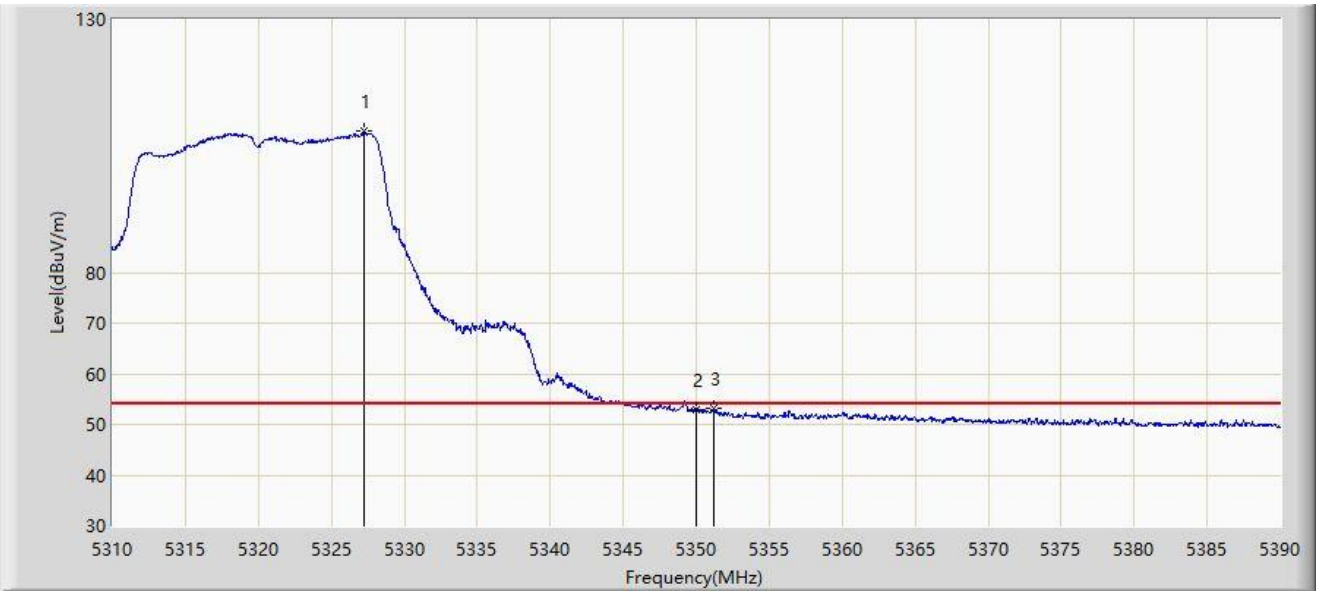

No	Flag	Mark	Frequency (MHz)	Measure Level (dBμV/m)	Reading Level (dBμV)	Margin (dB)	Limit (dBμV/m)	Factor (dB/m)	Type
1		*	5327.240	107.876	104.332	N/A	N/A	3.544	AV
2			5350.000	52.949	49.063	-1.051	54.000	3.886	AV
3			5351.160	53.113	49.203	-0.887	54.000	3.910	AV

Note: Measure Level (dBμV/m) = Reading Level (dBμV) + Factor (dB/m)

Factor (dB/m) = Cable Loss (dB) + Antenna Factor (dB/m) - Pre_Amplifier Gain (dB).

Site: WZ-AC2	Time: 2022/02/25 - 17:13
Limit: FCC_Part15_Band Edge(3m)	Engineer: Bob Zhang
Probe: WZ-AC2_BBHA9120D_1-18GHz	Polarity: Horizontal
EUT: Fiber Wireless Router FWR226e	Power: AC 120V/60Hz
Note: Transmit by 802.11a at Channel 5500MHz	

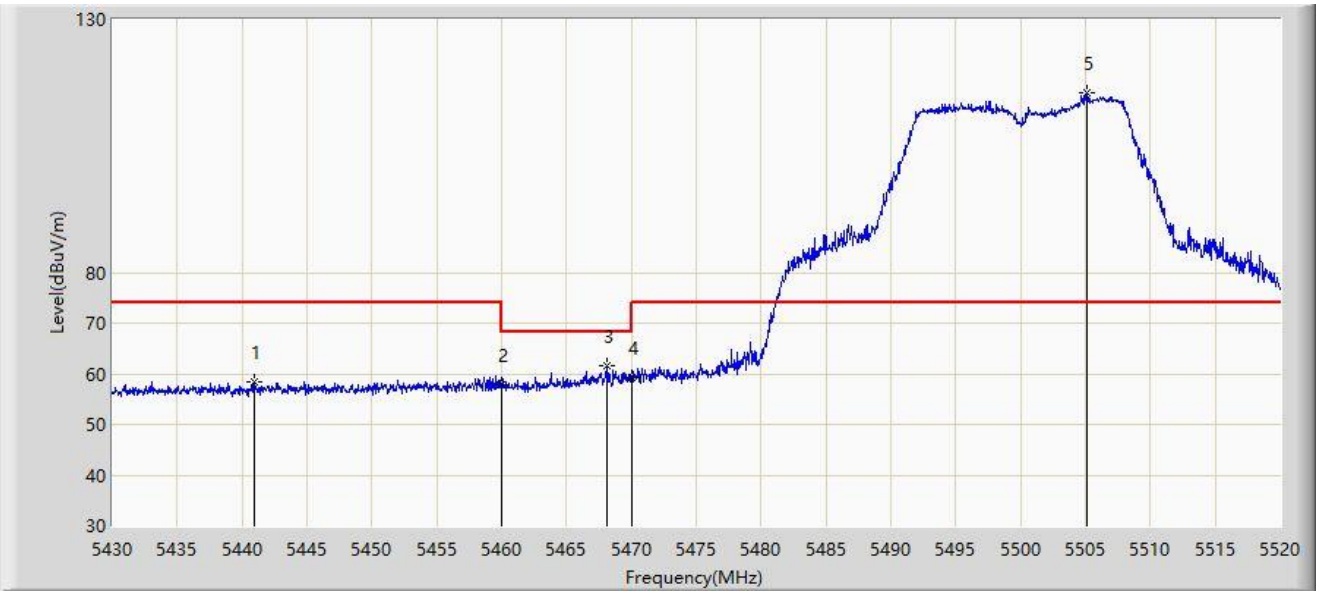

No	Flag	Mark	Frequency (MHz)	Measure Level (dBμV/m)	Reading Level (dBμV)	Margin (dB)	Limit (dBμV/m)	Factor (dB/m)	Type
1			5440.935	58.278	53.894	-15.722	74.000	4.384	PK
2			5460.000	57.806	53.598	-16.194	74.000	4.208	PK
3			5468.070	61.526	57.418	-6.674	68.200	4.109	PK
4			5470.000	59.388	55.304	-8.812	68.200	4.084	PK
5		*	5505.060	115.450	111.026	N/A	N/A	4.425	PK

Note: Measure Level (dBμV/m) = Reading Level (dBμV) + Factor (dB/m)

Factor (dB/m) = Cable Loss (dB) + Antenna Factor (dB/m) - Pre_Amplifier Gain (dB).

Site: WZ-AC2	Time: 2022/02/25 - 17:11
Limit: FCC_Part15_Band Edge(3m)	Engineer: Bob Zhang
Probe: WZ-AC2_BBHA9120D_1-18GHz	Polarity: Horizontal
EUT: Fiber Wireless Router FWR226e	Power: AC 120V/60Hz
Note: Transmit by 802.11a at Channel 5500MHz	

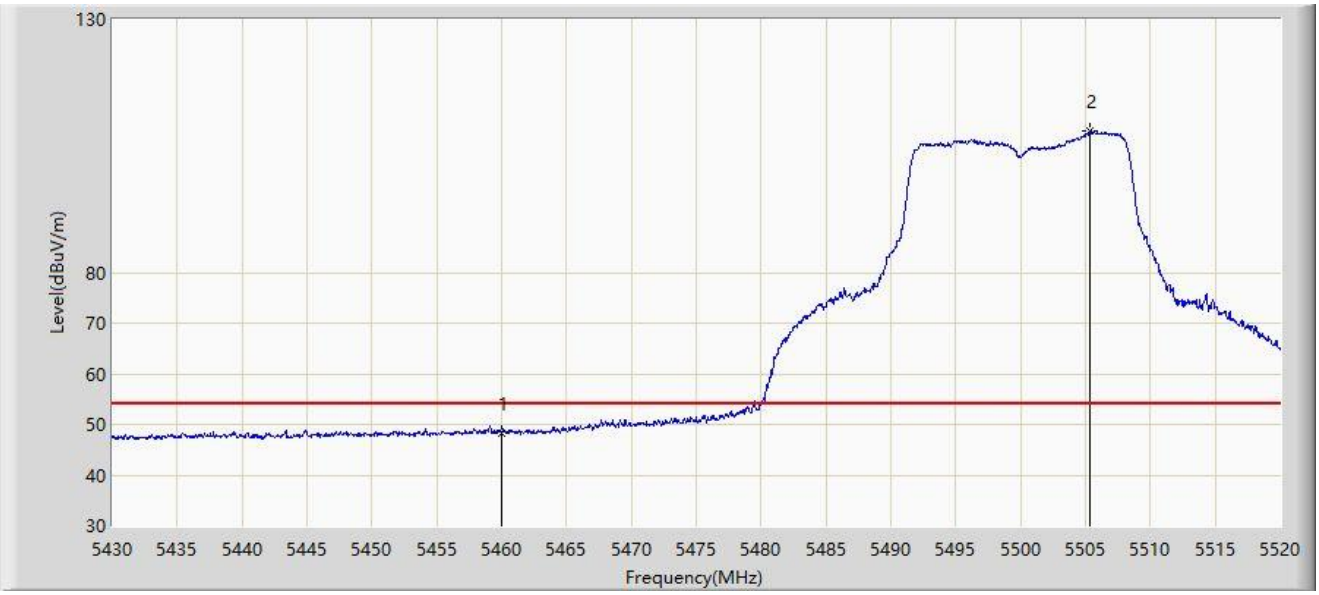

No	Flag	Mark	Frequency (MHz)	Measure Level (dBμV/m)	Reading Level (dBμV)	Margin (dB)	Limit (dBμV/m)	Factor (dB/m)	Type
1			5460.000	48.363	44.155	-5.637	54.000	4.208	AV
2		*	5505.375	107.846	103.422	N/A	N/A	4.424	AV

Note: Measure Level (dBμV/m) = Reading Level (dBμV) + Factor (dB/m)

Factor (dB/m) = Cable Loss (dB) + Antenna Factor (dB/m) - Pre_Amplifier Gain (dB).

Site: WZ-AC2	Time: 2022/02/25 - 17:06
Limit: FCC_Part15_Band Edge(3m)	Engineer: Bob Zhang
Probe: WZ-AC2_BBHA9120D_1-18GHz	Polarity: Vertical
EUT: Fiber Wireless Router FWR226e	Power: AC 120V/60Hz
Note: Transmit by 802.11a at Channel 5500MHz	

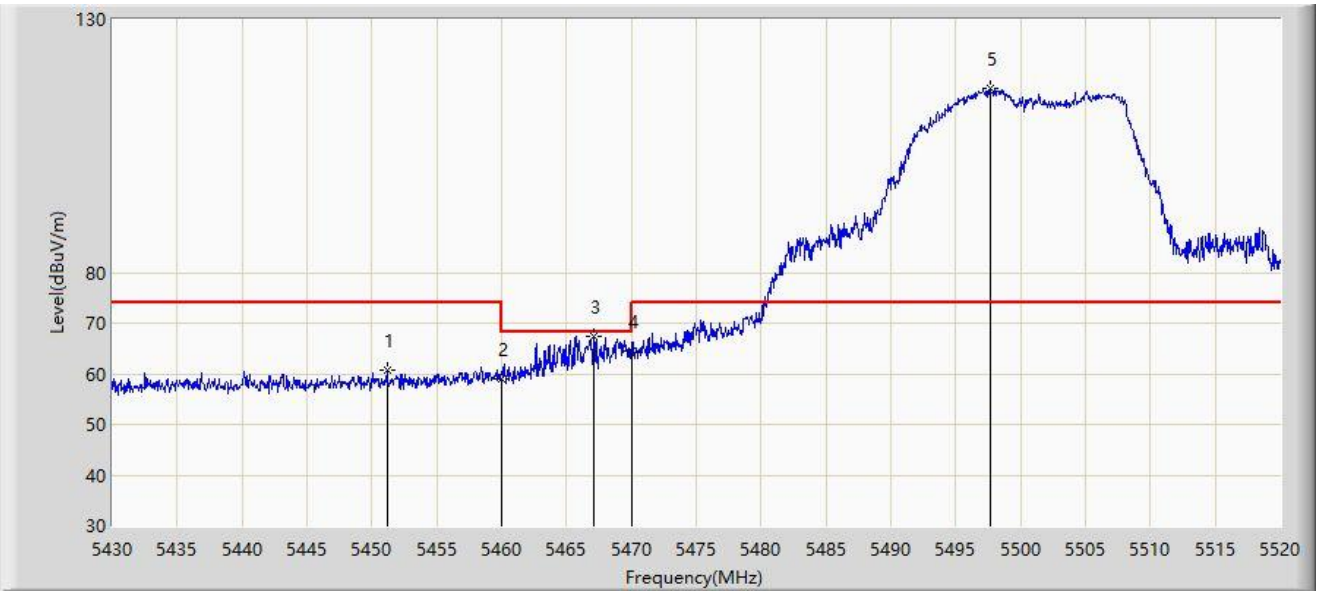

No	Flag	Mark	Frequency (MHz)	Measure Level (dBμV/m)	Reading Level (dBμV)	Margin (dB)	Limit (dBμV/m)	Factor (dB/m)	Type
1			5451.150	60.668	56.360	-13.332	74.000	4.309	PK
2			5460.000	58.872	54.664	-15.128	74.000	4.208	PK
3			5467.125	67.281	63.161	-0.919	68.200	4.120	PK
4			5470.000	64.477	60.393	-3.723	68.200	4.084	PK
5		*	5497.635	116.333	112.012	N/A	N/A	4.321	PK

Note: Measure Level (dBμV/m) = Reading Level (dBμV) + Factor (dB/m)

Factor (dB/m) = Cable Loss (dB) + Antenna Factor (dB/m) - Pre_Amplifier Gain (dB).

Site: WZ-AC2	Time: 2022/02/25 - 17:10
Limit: FCC_Part15_Band Edge(3m)	Engineer: Bob Zhang
Probe: WZ-AC2_BBHA9120D_1-18GHz	Polarity: Vertical
EUT: Fiber Wireless Router FWR226e	Power: AC 120V/60Hz
Note: Transmit by 802.11a at Channel 5500MHz	

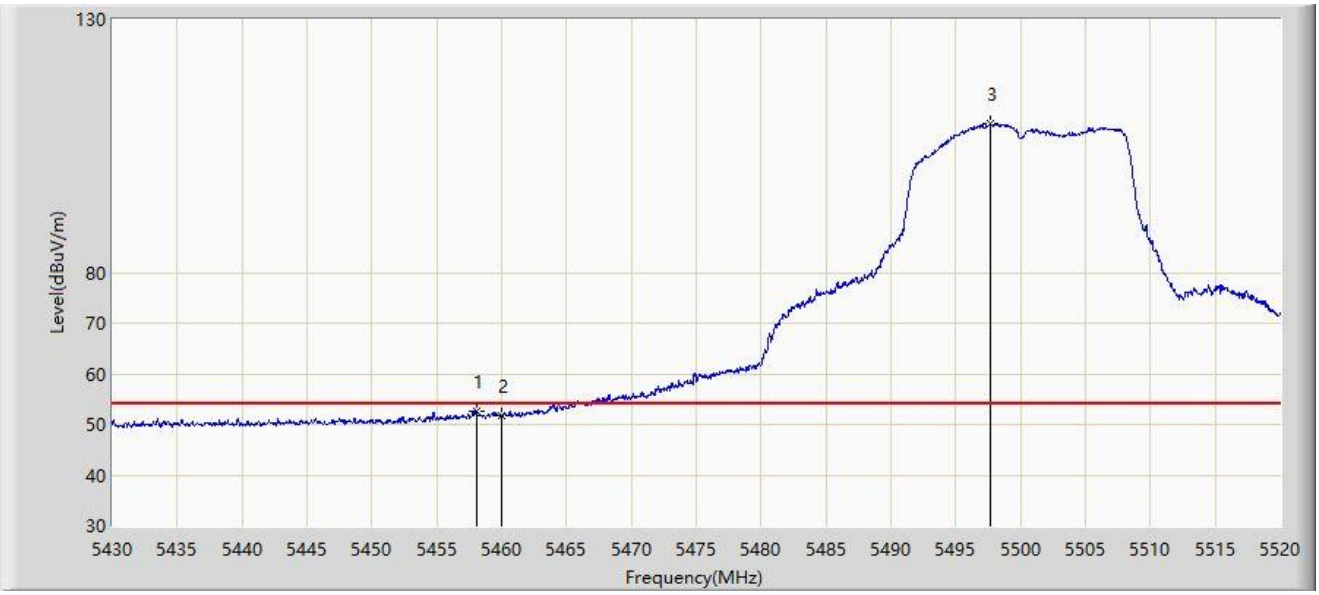

No	Flag	Mark	Frequency (MHz)	Measure Level (dBμV/m)	Reading Level (dBμV)	Margin (dB)	Limit (dBμV/m)	Factor (dB/m)	Type
1			5458.035	52.591	48.359	-1.409	54.000	4.233	AV
2			5460.000	51.803	47.595	-2.197	54.000	4.208	AV
3	X	*	5497.725	109.349	105.027	N/A	N/A	4.322	AV

Note: Measure Level (dBμV/m) = Reading Level (dBμV) + Factor (dB/m)

Factor (dB/m) = Cable Loss (dB) + Antenna Factor (dB/m) - Pre_Amplifier Gain (dB).

Site: WZ-AC2	Time: 2022/02/27 - 12:54
Limit: FCC_Part15_Band Edge(3m)	Engineer: Bob Zhang
Probe: WZ-AC2_BBHA9120D_1-18GHz	Polarity: Horizontal
EUT: Fiber Wireless Router FWR226e	Power: AC 120V/60Hz
Note: Transmit by 802.11a at Channel 5700MHz	

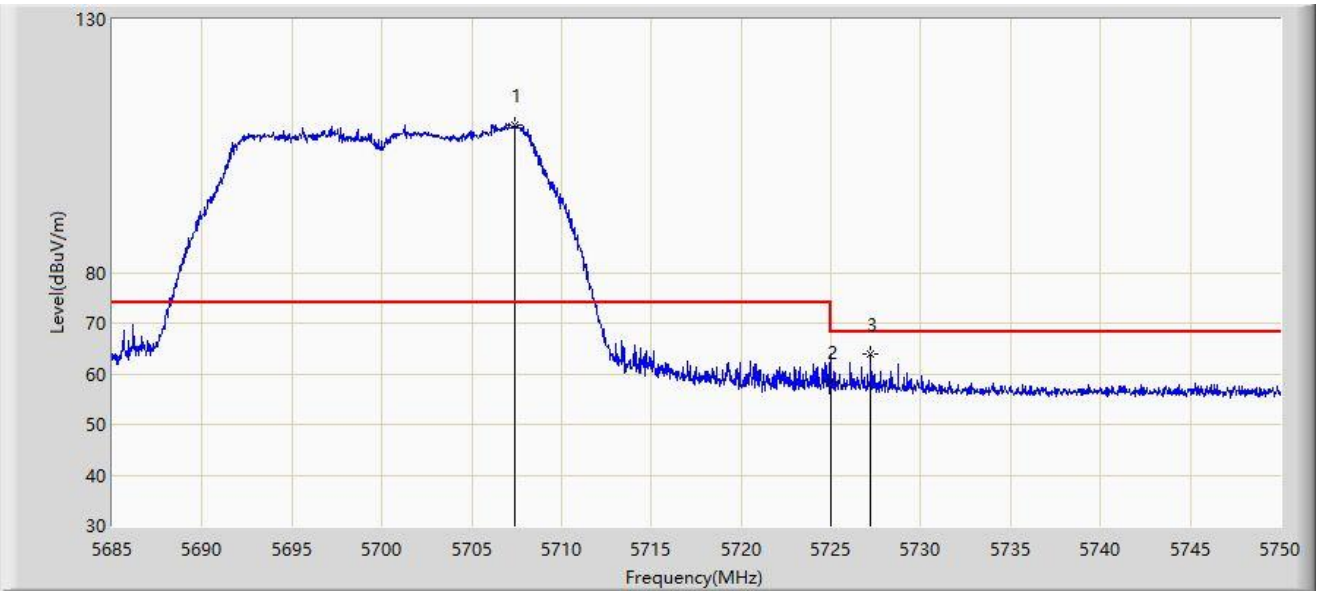

No	Flag	Mark	Frequency (MHz)	Measure Level (dBμV/m)	Reading Level (dBμV)	Margin (dB)	Limit (dBμV/m)	Factor (dB/m)	Type
1		*	5707.393	109.256	104.261	N/A	N/A	4.995	PK
2			5725.000	58.387	53.021	-9.813	68.200	5.366	PK
3			5727.217	63.947	58.550	-4.253	68.200	5.398	PK

Note: Measure Level (dBμV/m) = Reading Level (dBμV) + Factor (dB/m)

Factor (dB/m) = Cable Loss (dB) + Antenna Factor (dB/m) - Pre_Amplifier Gain (dB).

Site: WZ-AC2	Time: 2022/02/27 - 12:49
Limit: FCC_Part15_Band Edge(3m)	Engineer: Bob Zhang
Probe: WZ-AC2_BBHA9120D_1-18GHz	Polarity: Vertical
EUT: Fiber Wireless Router FWR226e	Power: AC 120V/60Hz
Note: Transmit by 802.11a at Channel 5700MHz	

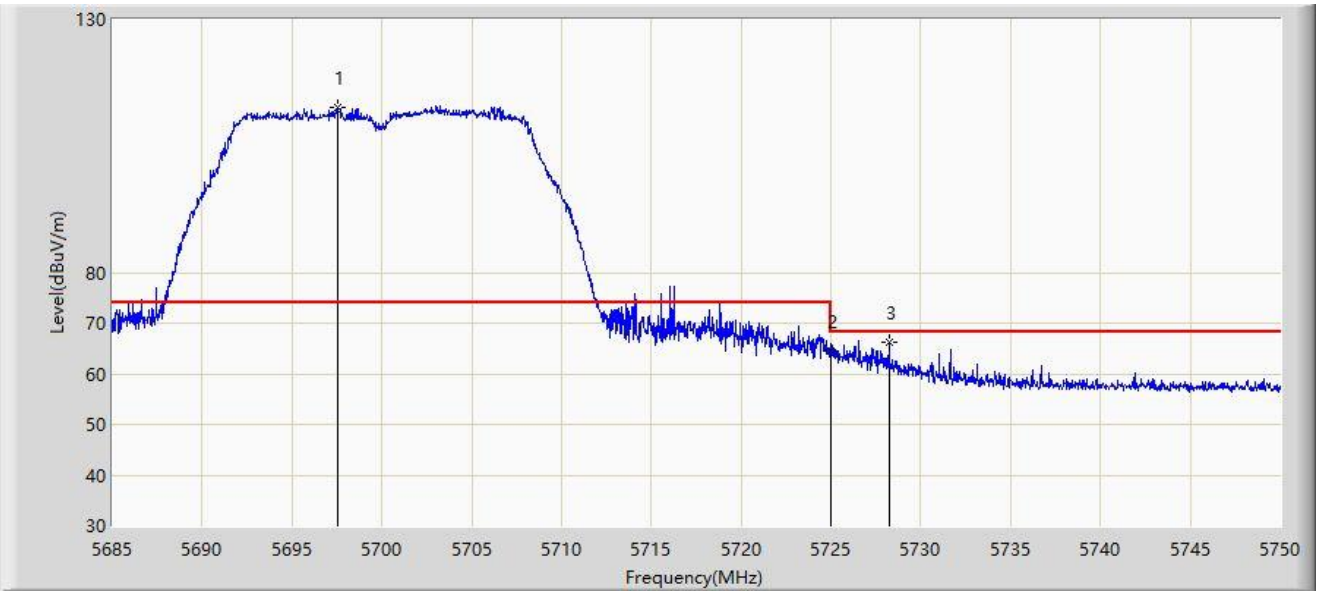

No	Flag	Mark	Frequency (MHz)	Measure Level (dBμV/m)	Reading Level (dBμV)	Margin (dB)	Limit (dBμV/m)	Factor (dB/m)	Type
1		*	5697.513	112.718	107.724	N/A	N/A	4.994	PK
2			5725.000	64.610	59.244	-3.590	68.200	5.366	PK
3			5728.225	66.097	60.853	-2.103	68.200	5.244	PK

Note: Measure Level (dBμV/m) = Reading Level (dBμV) + Factor (dB/m)

Factor (dB/m) = Cable Loss (dB) + Antenna Factor (dB/m) - Pre_Amplifier Gain (dB).

Site: WZ-AC2	Time: 2022/02/27 - 13:59
Limit: FCC_Part15_Band Edge(3m)	Engineer: Bob Zhang
Probe: WZ-AC2_BBHA9120D_1-18GHz	Polarity: Horizontal
EUT: Fiber Wireless Router FWR226e	Power: AC 120V/60Hz
Note: Transmit by 802.11ac-VHT20 at Channel 5320MHz	

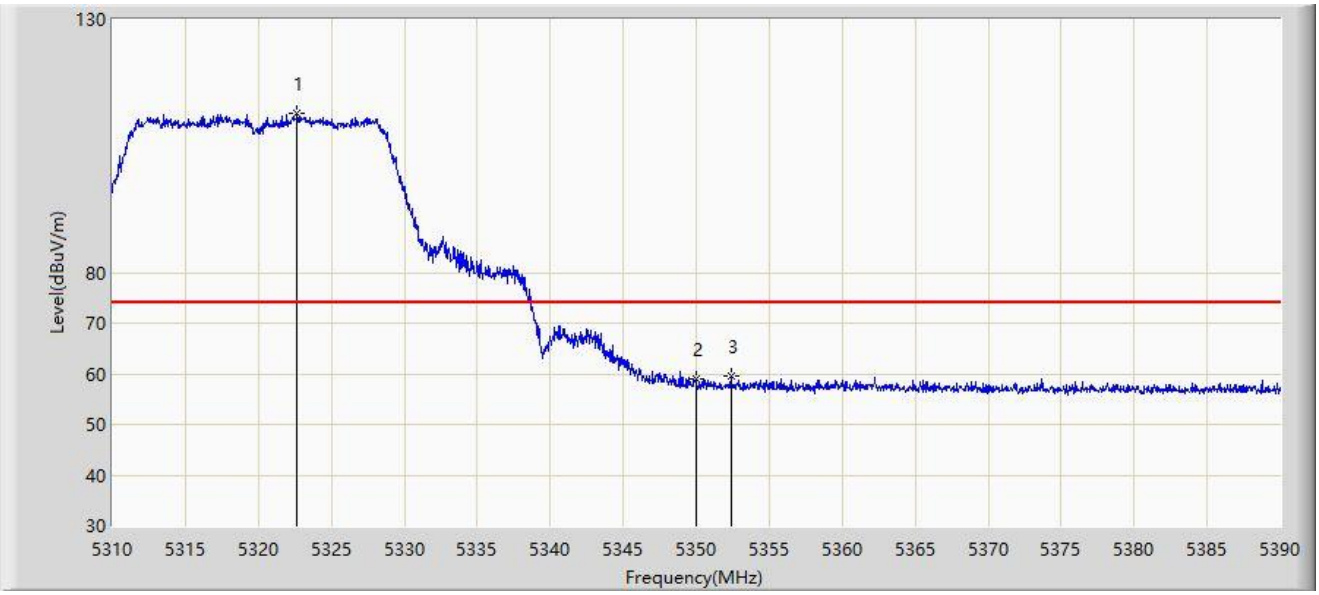

No	Flag	Mark	Frequency (MHz)	Measure Level (dBμV/m)	Reading Level (dBμV)	Margin (dB)	Limit (dBμV/m)	Factor (dB/m)	Type
1		*	5322.680	111.421	107.892	N/A	N/A	3.529	PK
2			5350.000	58.854	54.968	-15.146	74.000	3.886	PK
3			5352.360	59.545	55.803	-14.455	74.000	3.741	PK

Note: Measure Level (dBμV/m) = Reading Level (dBμV) + Factor (dB/m)

Factor (dB/m) = Cable Loss (dB) + Antenna Factor (dB/m) - Pre_Amplifier Gain (dB).

Site: WZ-AC2	Time: 2022/02/27 - 13:50
Limit: FCC_Part15_Band Edge(3m)	Engineer: Bob Zhang
Probe: WZ-AC2_BBHA9120D_1-18GHz	Polarity: Horizontal
EUT: Fiber Wireless Router FWR226e	Power: AC 120V/60Hz
Note: Transmit by 802.11ac-VHT20 at Channel 5320MHz	

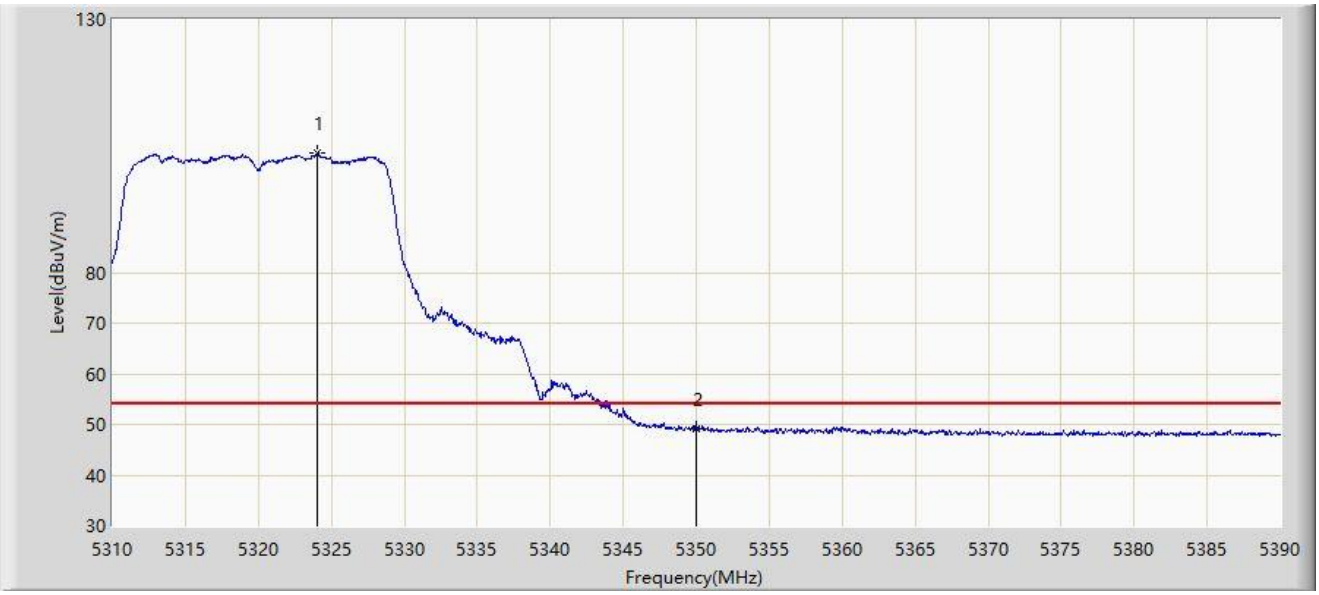

No	Flag	Mark	Frequency (MHz)	Measure Level (dBμV/m)	Reading Level (dBμV)	Margin (dB)	Limit (dBμV/m)	Factor (dB/m)	Type
1		*	5324.080	103.491	99.957	N/A	N/A	3.534	AV
2			5350.000	49.268	45.572	-4.732	54.000	3.697	AV

Note: Measure Level (dBμV/m) = Reading Level (dBμV) + Factor (dB/m)

Factor (dB/m) = Cable Loss (dB) + Antenna Factor (dB/m) - Pre_Amplifier Gain (dB).

Site: WZ-AC2	Time: 2022/02/27 - 13:48
Limit: FCC_Part15_Band Edge(3m)	Engineer: Bob Zhang
Probe: WZ-AC2_BBHA9120D_1-18GHz	Polarity: Vertical
EUT: Fiber Wireless Router FWR226e	Power: AC 120V/60Hz
Note: Transmit by 802.11ac-VHT20 at Channel 5320MHz	

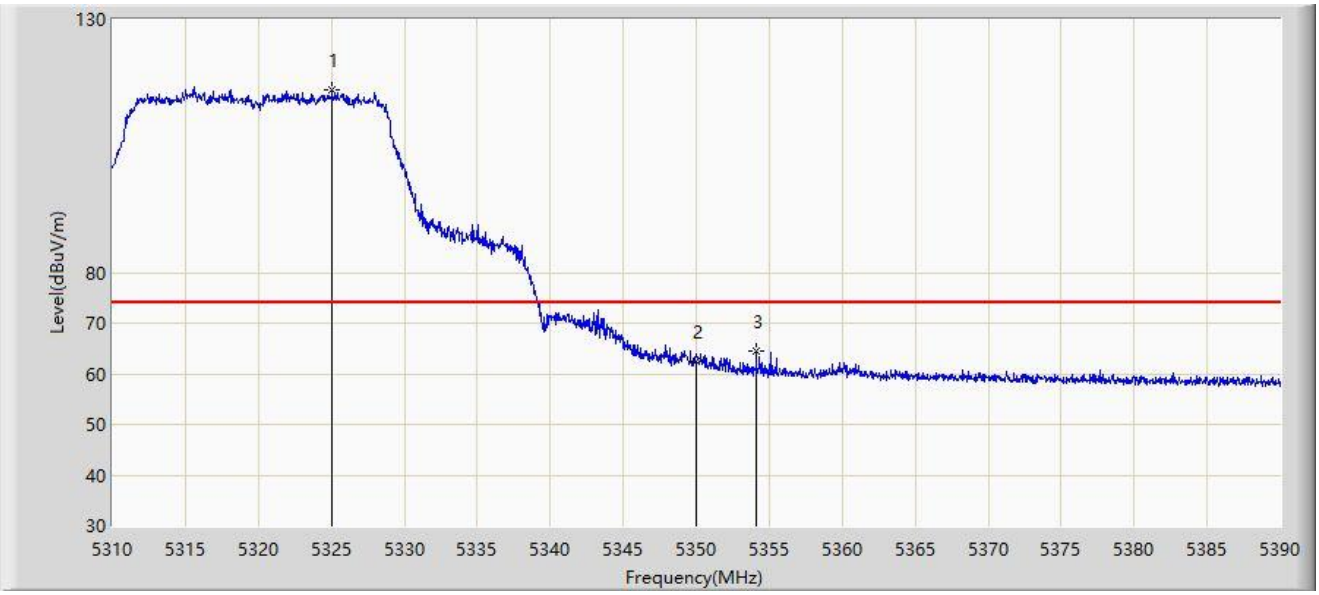

No	Flag	Mark	Frequency (MHz)	Measure Level (dBμV/m)	Reading Level (dBμV)	Margin (dB)	Limit (dBμV/m)	Factor (dB/m)	Type
1		*	5325.040	115.992	112.455	N/A	N/A	3.536	PK
2			5350.000	62.370	58.484	-11.630	74.000	3.886	PK
3			5354.120	64.406	60.635	-9.594	74.000	3.770	PK

Note: Measure Level (dBμV/m) = Reading Level (dBμV) + Factor (dB/m)

Factor (dB/m) = Cable Loss (dB) + Antenna Factor (dB/m) - Pre_Amplifier Gain (dB).

Site: WZ-AC2	Time: 2022/02/27 - 13:46
Limit: FCC_Part15_Band Edge(3m)	Engineer: Bob Zhang
Probe: WZ-AC2_BBHA9120D_1-18GHz	Polarity: Vertical
EUT: Fiber Wireless Router FWR226e	Power: AC 120V/60Hz
Note: Transmit by 802.11ac-VHT20 at Channel 5320MHz	

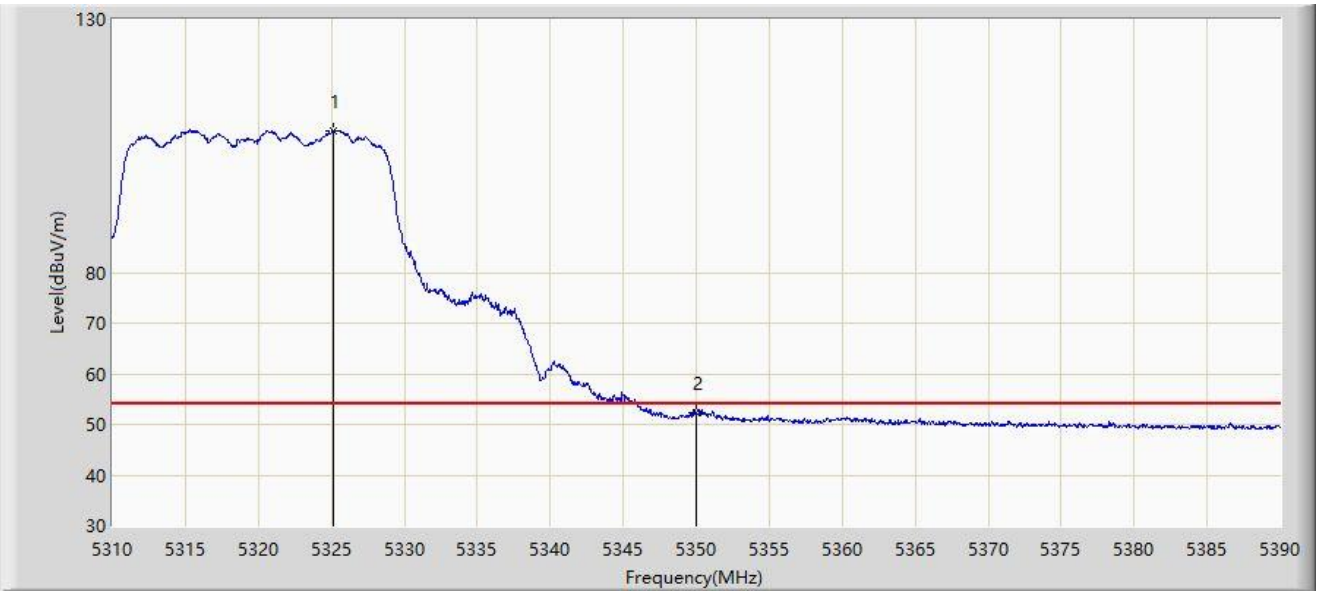

No	Flag	Mark	Frequency (MHz)	Measure Level (dBμV/m)	Reading Level (dBμV)	Margin (dB)	Limit (dBμV/m)	Factor (dB/m)	Type
1		*	5325.120	107.938	104.401	N/A	N/A	3.537	AV
2			5350.000	52.224	48.338	-1.776	54.000	3.886	AV

Note: Measure Level (dBμV/m) = Reading Level (dBμV) + Factor (dB/m)

Factor (dB/m) = Cable Loss (dB) + Antenna Factor (dB/m) - Pre_Amplifier Gain (dB).

Site: WZ-AC2	Time: 2022/02/27 - 14:18
Limit: FCC_Part15_Band Edge(3m)	Engineer: Bob Zhang
Probe: WZ-AC2_BBHA9120D_1-18GHz	Polarity: Horizontal
EUT: Fiber Wireless Router FWR226e	Power: AC 120V/60Hz
Note: Transmit by 802.11ac-VHT20 at Channel 5500MHz	

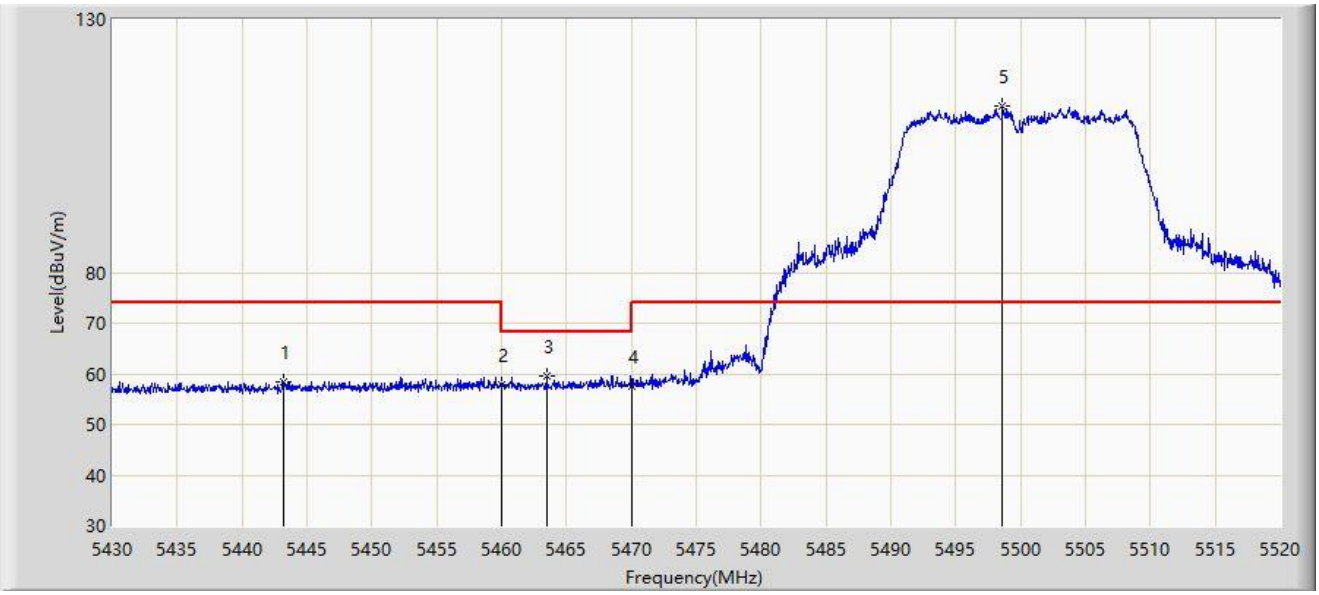

No	Flag	Mark	Frequency (MHz)	Measure Level (dBμV/m)	Reading Level (dBμV)	Margin (dB)	Limit (dBμV/m)	Factor (dB/m)	Type
1			5443.230	58.503	54.136	-15.497	74.000	4.368	PK
2			5460.000	57.777	53.569	-16.223	74.000	4.208	PK
3			5463.480	59.447	55.282	-8.753	68.200	4.165	PK
4			5470.000	57.597	53.513	-10.603	68.200	4.084	PK
5		*	5498.580	112.914	108.580	N/A	N/A	4.334	PK

Note: Measure Level (dBμV/m) = Reading Level (dBμV) + Factor (dB/m)

Factor (dB/m) = Cable Loss (dB) + Antenna Factor (dB/m) - Pre_Amplifier Gain (dB).

Site: WZ-AC2	Time: 2022/02/27 - 14:16
Limit: FCC_Part15_Band Edge(3m)	Engineer: Bob Zhang
Probe: WZ-AC2_BBHA9120D_1-18GHz	Polarity: Horizontal
EUT: Fiber Wireless Router FWR226e	Power: AC 120V/60Hz
Note: Transmit by 802.11ac-VHT20 at Channel 5500MHz	

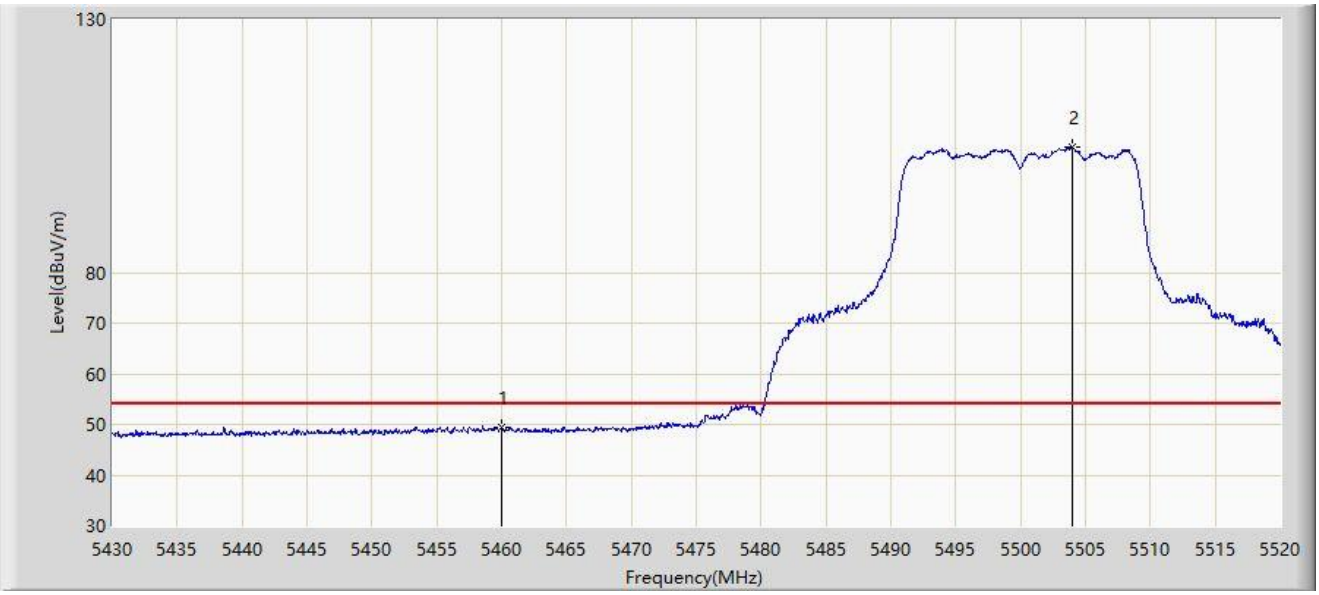

No	Flag	Mark	Frequency (MHz)	Measure Level (dBμV/m)	Reading Level (dBμV)	Margin (dB)	Limit (dBμV/m)	Factor (dB/m)	Type
1			5460.000	49.450	45.242	-4.550	54.000	4.208	AV
2		*	5503.980	104.717	100.307	N/A	N/A	4.410	AV

Note: Measure Level (dBμV/m) = Reading Level (dBμV) + Factor (dB/m)

Factor (dB/m) = Cable Loss (dB) + Antenna Factor (dB/m) - Pre_Amplifier Gain (dB).

Site: WZ-AC2	Time: 2022/02/27 - 14:11
Limit: FCC_Part15_Band Edge(3m)	Engineer: Bob Zhang
Probe: WZ-AC2_BBHA9120D_1-18GHz	Polarity: Vertical
EUT: Fiber Wireless Router FWR226e	Power: AC 120V/60Hz
Note: Transmit by 802.11ac-VHT20 at Channel 5500MHz	

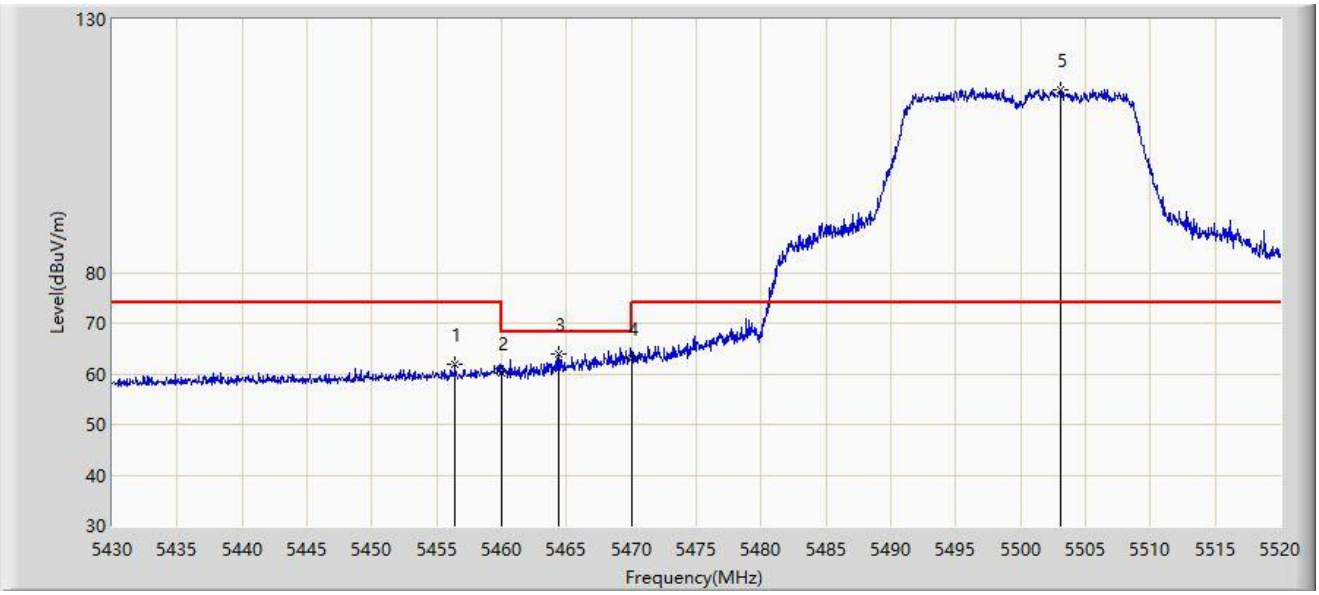

No	Flag	Mark	Frequency (MHz)	Measure Level (dBμV/m)	Reading Level (dBμV)	Margin (dB)	Limit (dBμV/m)	Factor (dB/m)	Type
1			5456.415	61.834	57.755	-12.166	74.000	4.079	PK
2			5460.000	60.212	56.004	-13.788	74.000	4.208	PK
3			5464.380	63.887	59.912	-4.313	68.200	3.975	PK
4			5470.000	62.982	58.898	-5.218	68.200	4.084	PK
5		*	5503.125	116.203	111.805	N/A	N/A	4.398	PK

Note: Measure Level (dBμV/m) = Reading Level (dBμV) + Factor (dB/m)

Factor (dB/m) = Cable Loss (dB) + Antenna Factor (dB/m) - Pre_Amplifier Gain (dB).

Site: WZ-AC2	Time: 2022/02/27 - 14:08
Limit: FCC_Part15_Band Edge(3m)	Engineer: Bob Zhang
Probe: WZ-AC2_BBHA9120D_1-18GHz	Polarity: Vertical
EUT: Fiber Wireless Router FWR226e	Power: AC 120V/60Hz
Note: Transmit by 802.11ac-VHT20 at Channel 5500MHz	

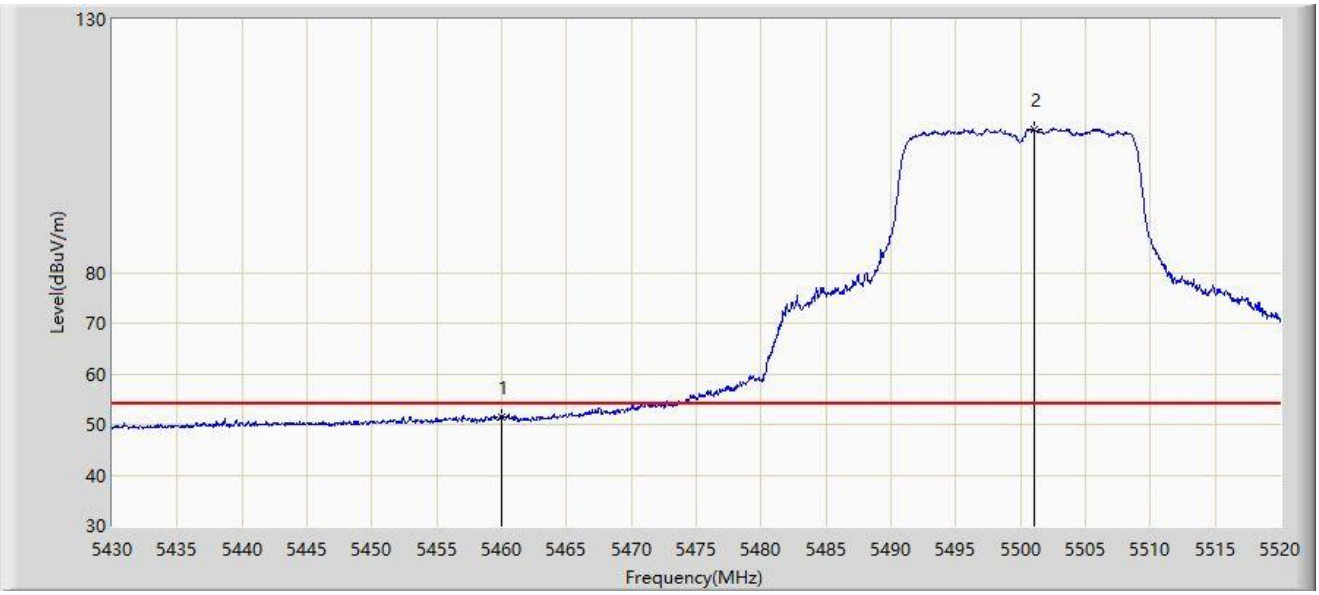

No	Flag	Mark	Frequency (MHz)	Measure Level (dBμV/m)	Reading Level (dBμV)	Margin (dB)	Limit (dBμV/m)	Factor (dB/m)	Type
1			5460.000	51.493	47.285	-2.507	54.000	4.208	AV
2	X	*	5501.055	108.210	103.841	N/A	N/A	4.369	AV

Note: Measure Level (dBμV/m) = Reading Level (dBμV) + Factor (dB/m)

Factor (dB/m) = Cable Loss (dB) + Antenna Factor (dB/m) - Pre_Amplifier Gain (dB).

Site: WZ-AC2	Time: 2022/02/27 - 14:36
Limit: FCC_Part15_Band Edge(3m)	Engineer: Bob Zhang
Probe: WZ-AC2_BBHA9120D_1-18GHz	Polarity: Horizontal
EUT: Fiber Wireless Router FWR226e	Power: AC 120V/60Hz
Note: Transmit by 802.11ac-VHT20 at Channel 5700MHz	

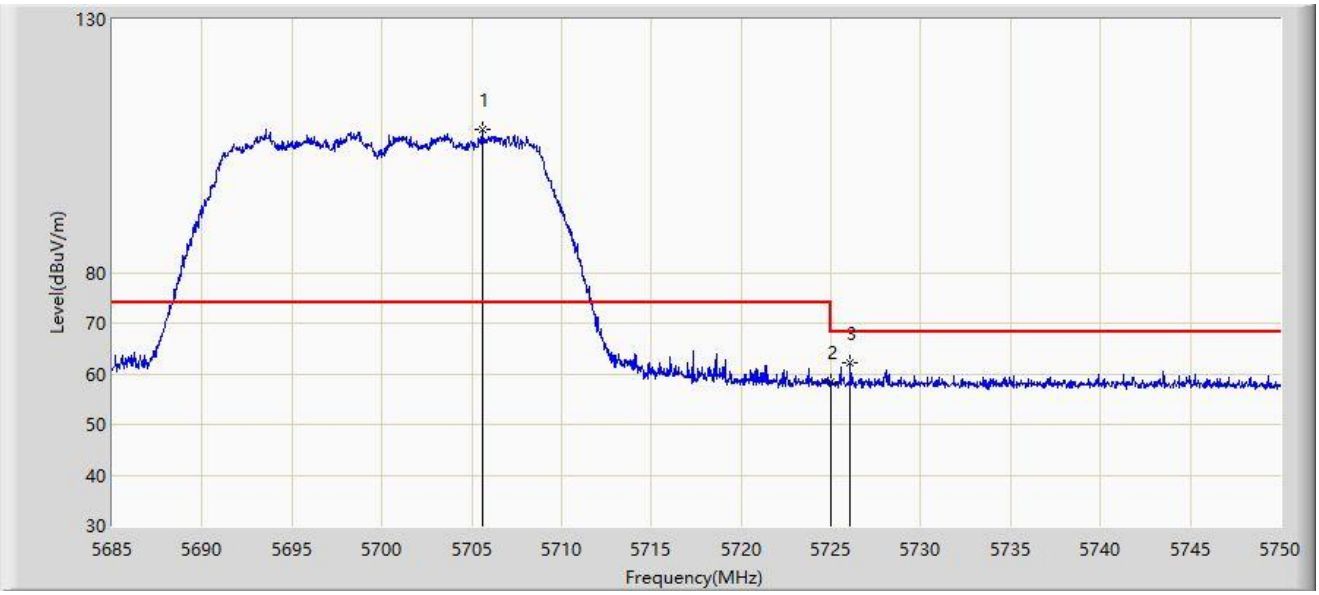

No	Flag	Mark	Frequency (MHz)	Measure Level (dBμV/m)	Reading Level (dBμV)	Margin (dB)	Limit (dBμV/m)	Factor (dB/m)	Type
1		*	5705.572	108.191	103.196	N/A	N/A	4.995	PK
2			5725.000	58.291	52.925	-9.909	68.200	5.366	PK
3			5726.080	62.210	56.821	-5.990	68.200	5.388	PK

Note: Measure Level (dBμV/m) = Reading Level (dBμV) + Factor (dB/m)

Factor (dB/m) = Cable Loss (dB) + Antenna Factor (dB/m) - Pre_Amplifier Gain (dB).

Site: WZ-AC2	Time: 2022/02/27 - 14:35
Limit: FCC_Part15_Band Edge(3m)	Engineer: Bob Zhang
Probe: WZ-AC2_BBHA9120D_1-18GHz	Polarity: Vertical
EUT: Fiber Wireless Router FWR226e	Power: AC 120V/60Hz
Note: Transmit by 802.11ac-VHT20 at Channel 5700MHz	

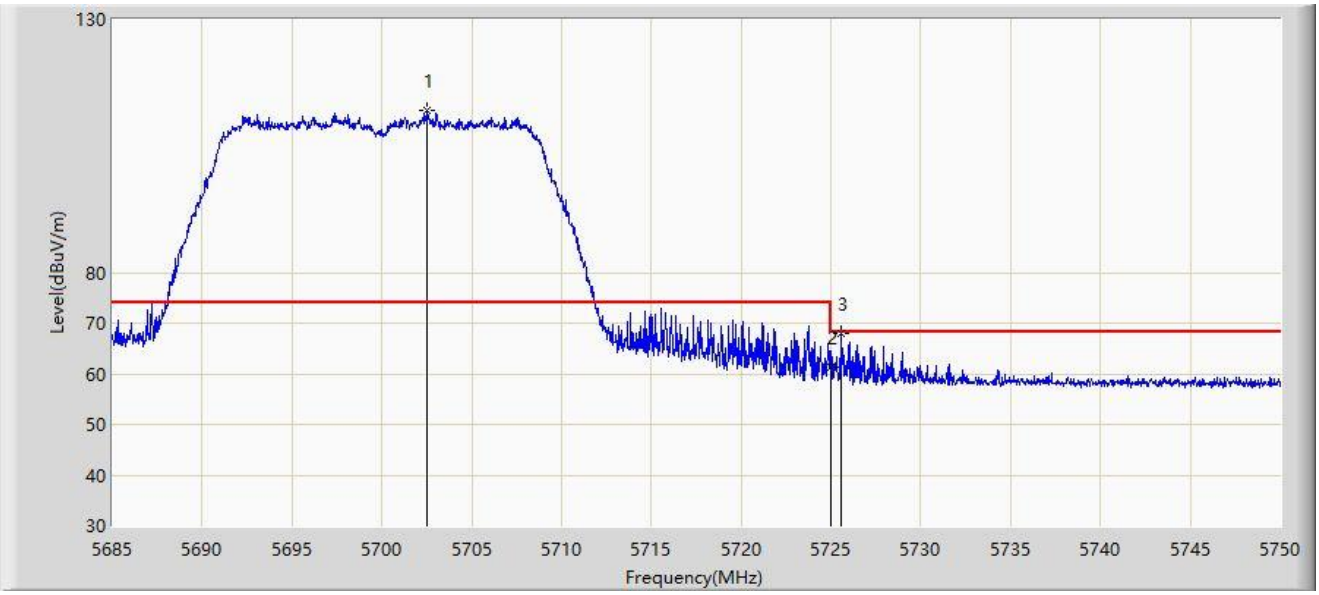

No	Flag	Mark	Frequency (MHz)	Measure Level (dBμV/m)	Reading Level (dBμV)	Margin (dB)	Limit (dBμV/m)	Factor (dB/m)	Type
1		*	5702.485	112.120	107.126	N/A	N/A	4.995	PK
2			5725.000	61.321	55.955	-6.879	68.200	5.366	PK
3			5725.560	68.032	62.654	-0.168	68.200	5.378	PK

Note: Measure Level (dBμV/m) = Reading Level (dBμV) + Factor (dB/m)

Factor (dB/m) = Cable Loss (dB) + Antenna Factor (dB/m) - Pre_Amplifier Gain (dB).

Site: WZ-AC2	Time: 2022/02/27 - 15:12
Limit: FCC_Part15_Band Edge(3m)	Engineer: Bob Zhang
Probe: WZ-AC2_BBHA9120D_1-18GHz	Polarity: Horizontal
EUT: Fiber Wireless Router FWR226e	Power: AC 120V/60Hz
Note: Transmit by 802.11ac-VHT40 at Channel 5310MHz	

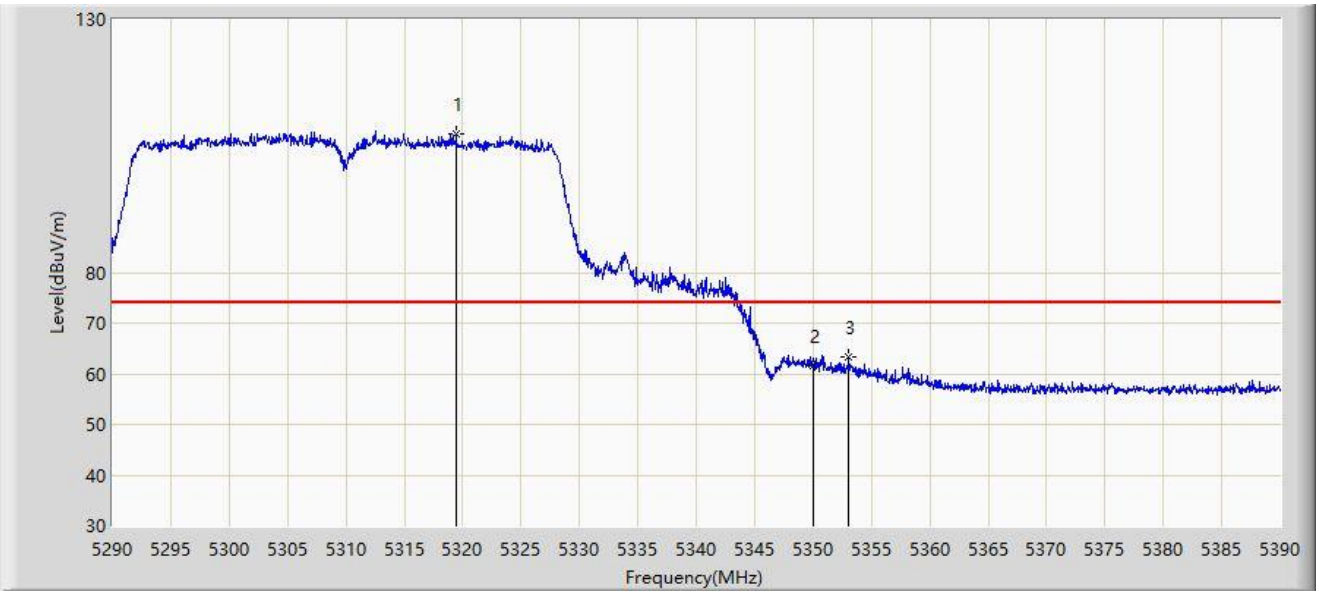

No	Flag	Mark	Frequency (MHz)	Measure Level (dBμV/m)	Reading Level (dBμV)	Margin (dB)	Limit (dBμV/m)	Factor (dB/m)	Type
1		*	5319.450	107.340	103.821	N/A	N/A	3.519	PK
2			5350.000	61.590	57.704	-12.410	74.000	3.886	PK
3			5353.050	63.198	59.445	-10.802	74.000	3.753	PK

Note: Measure Level (dBμV/m) = Reading Level (dBμV) + Factor (dB/m)

Factor (dB/m) = Cable Loss (dB) + Antenna Factor (dB/m) - Pre_Amplifier Gain (dB).

Site: WZ-AC2	Time: 2022/02/27 - 15:09
Limit: FCC_Part15_Band Edge(3m)	Engineer: Bob Zhang
Probe: WZ-AC2_BBHA9120D_1-18GHz	Polarity: Horizontal
EUT: Fiber Wireless Router FWR226e	Power: AC 120V/60Hz
Note: Transmit by 802.11ac-VHT40 at Channel 5310MHz	

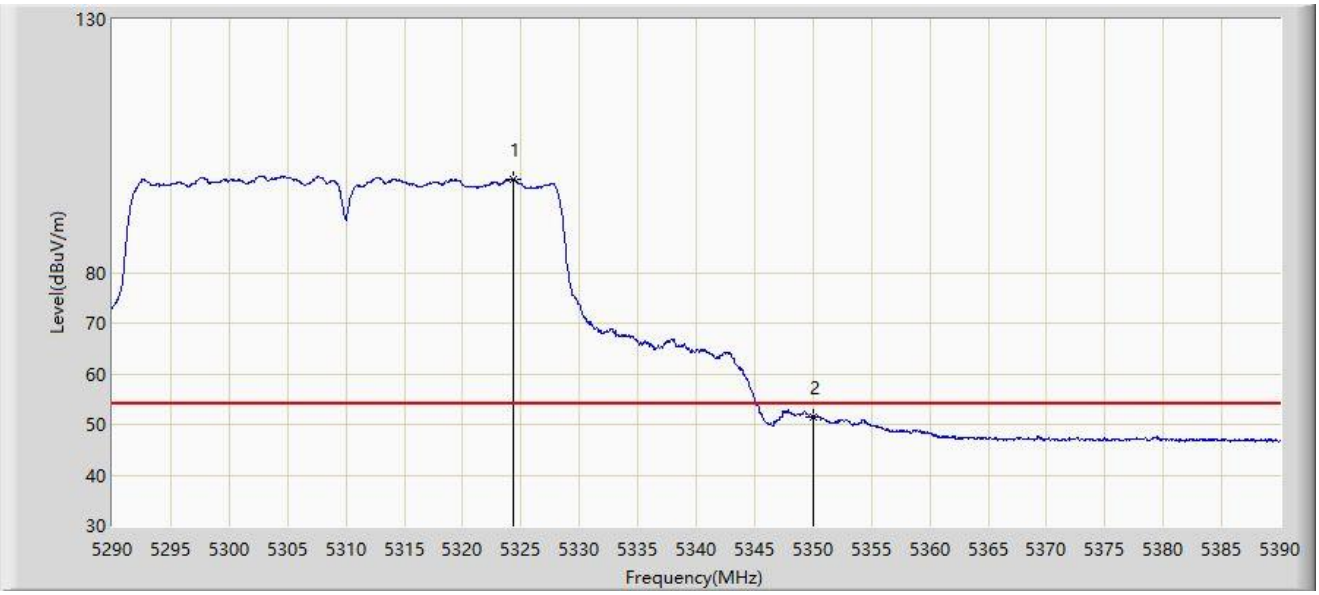

No	Flag	Mark	Frequency (MHz)	Measure Level (dBμV/m)	Reading Level (dBμV)	Margin (dB)	Limit (dBμV/m)	Factor (dB/m)	Type
1		*	5324.300	98.408	94.874	N/A	N/A	3.534	AV
2			5350.000	51.551	47.665	-2.449	54.000	3.886	AV

Note: Measure Level (dBμV/m) = Reading Level (dBμV) + Factor (dB/m)

Factor (dB/m) = Cable Loss (dB) + Antenna Factor (dB/m) - Pre_Amplifier Gain (dB).

Site: WZ-AC2	Time: 2022/02/27 - 15:08
Limit: FCC_Part15_Band Edge(3m)	Engineer: Bob Zhang
Probe: WZ-AC2_BBHA9120D_1-18GHz	Polarity: Vertical
EUT: Fiber Wireless Router FWR226e	Power: AC 120V/60Hz
Note: Transmit by 802.11ac-VHT40 at Channel 5310MHz	

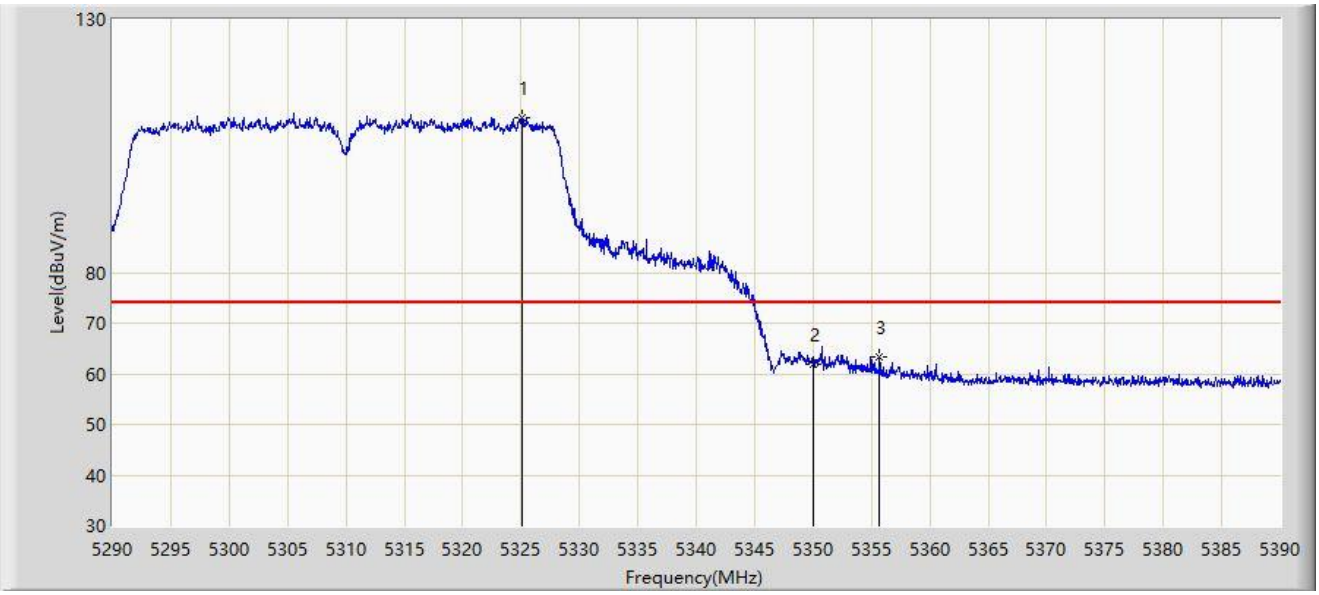

No	Flag	Mark	Frequency (MHz)	Measure Level (dBμV/m)	Reading Level (dBμV)	Margin (dB)	Limit (dBμV/m)	Factor (dB/m)	Type
1		*	5325.100	110.622	107.085	N/A	N/A	3.536	PK
2			5350.000	61.897	58.011	-12.103	74.000	3.886	PK
3			5355.700	63.316	59.519	-10.684	74.000	3.797	PK

Note: Measure Level (dBμV/m) = Reading Level (dBμV) + Factor (dB/m)

Factor (dB/m) = Cable Loss (dB) + Antenna Factor (dB/m) - Pre_Amplifier Gain (dB).

Site: WZ-AC2	Time: 2022/02/27 - 15:06
Limit: FCC_Part15_Band Edge(3m)	Engineer: Bob Zhang
Probe: WZ-AC2_BBHA9120D_1-18GHz	Polarity: Vertical
EUT: Fiber Wireless Router FWR226e	Power: AC 120V/60Hz
Note: Transmit by 802.11ac-VHT40 at Channel 5310MHz	

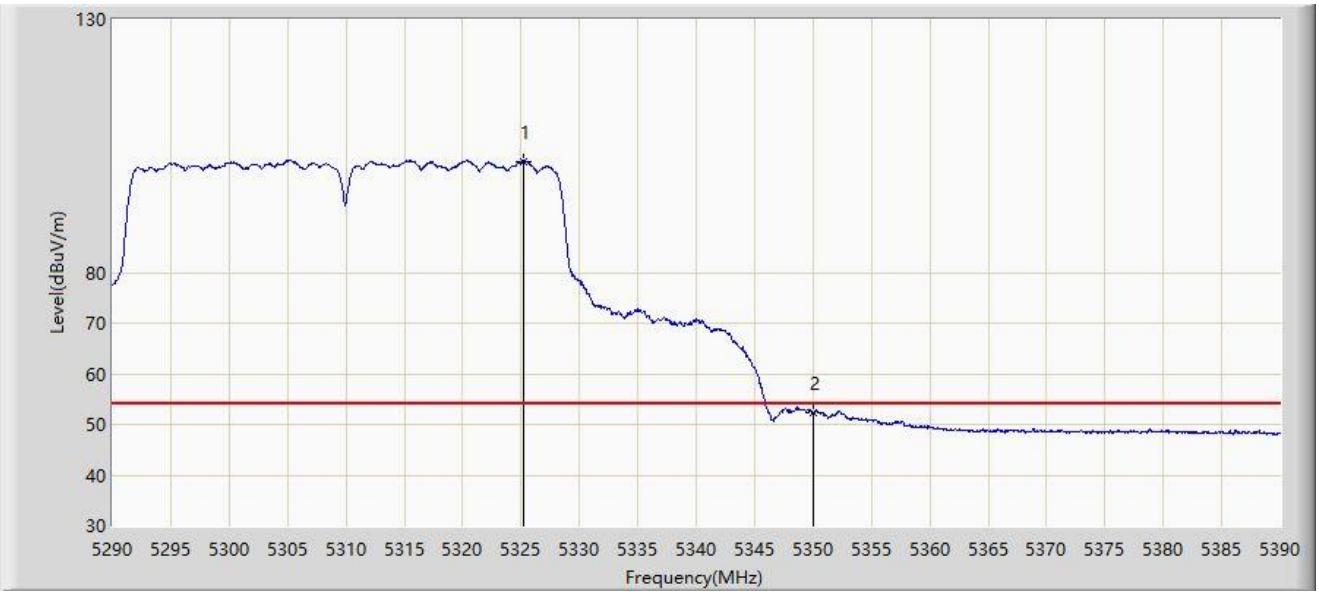

No	Flag	Mark	Frequency (MHz)	Measure Level (dBμV/m)	Reading Level (dBμV)	Margin (dB)	Limit (dBμV/m)	Factor (dB/m)	Type
1		*	5325.250	102.008	98.471	N/A	N/A	3.538	AV
2			5350.000	52.427	48.541	-1.573	54.000	3.886	AV

Note: Measure Level (dBμV/m) = Reading Level (dBμV) + Factor (dB/m)

Factor (dB/m) = Cable Loss (dB) + Antenna Factor (dB/m) - Pre_Amplifier Gain (dB).

Site: WZ-AC2	Time: 2022/02/27 - 15:22
Limit: FCC_Part15_Band Edge(3m)	Engineer: Bob Zhang
Probe: WZ-AC2_BBHA9120D_1-18GHz	Polarity: Horizontal
EUT: Fiber Wireless Router FWR226e	Power: AC 120V/60Hz
Note: Transmit by 802.11ac-VHT40 at Channel 5510MHz	

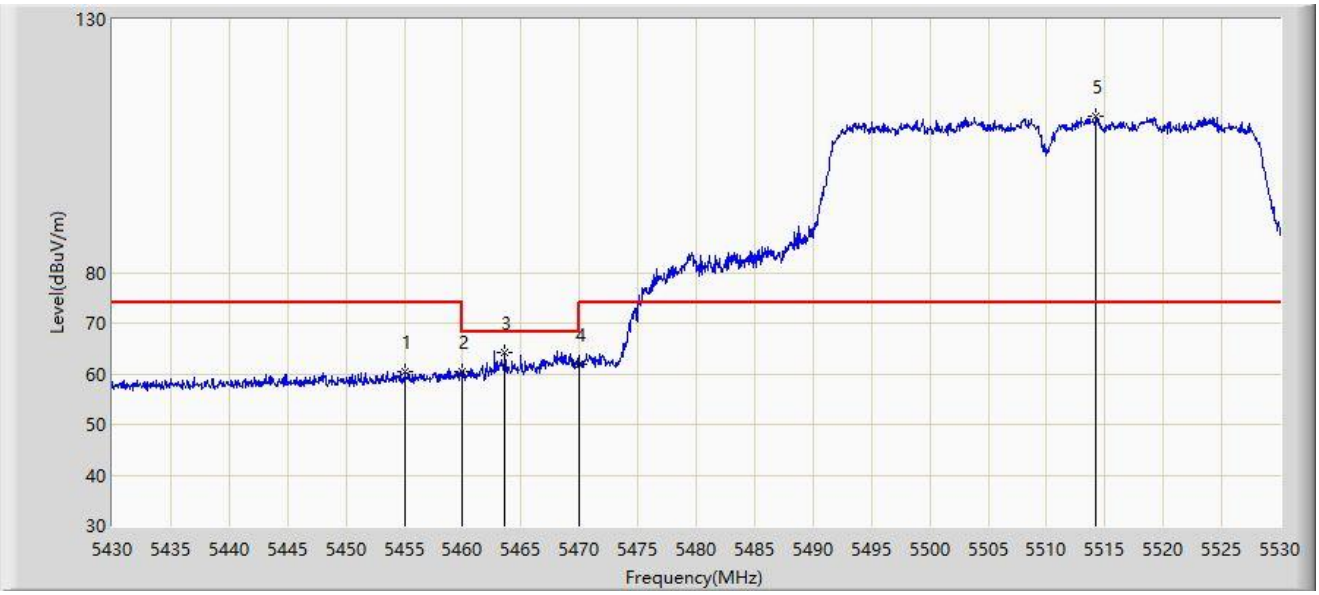

No	Flag	Mark	Frequency (MHz)	Measure Level (dBμV/m)	Reading Level (dBμV)	Margin (dB)	Limit (dBμV/m)	Factor (dB/m)	Type
1			5455.050	60.309	56.210	-13.691	74.000	4.099	PK
2			5460.000	60.433	56.225	-13.567	74.000	4.208	PK
3			5463.600	64.118	59.954	-4.082	68.200	4.164	PK
4			5470.000	61.988	57.904	-6.212	68.200	4.084	PK
5		*	5514.250	110.945	106.523	N/A	N/A	4.423	PK

Note: Measure Level (dBμV/m) = Reading Level (dBμV) + Factor (dB/m)

Factor (dB/m) = Cable Loss (dB) + Antenna Factor (dB/m) - Pre_Amplifier Gain (dB).

Site: WZ-AC2	Time: 2022/02/27 - 15:24
Limit: FCC_Part15_Band Edge(3m)	Engineer: Bob Zhang
Probe: WZ-AC2_BBHA9120D_1-18GHz	Polarity: Horizontal
EUT: Fiber Wireless Router FWR226e	Power: AC 120V/60Hz
Note: Transmit by 802.11ac-VHT40 at Channel 5510MHz	

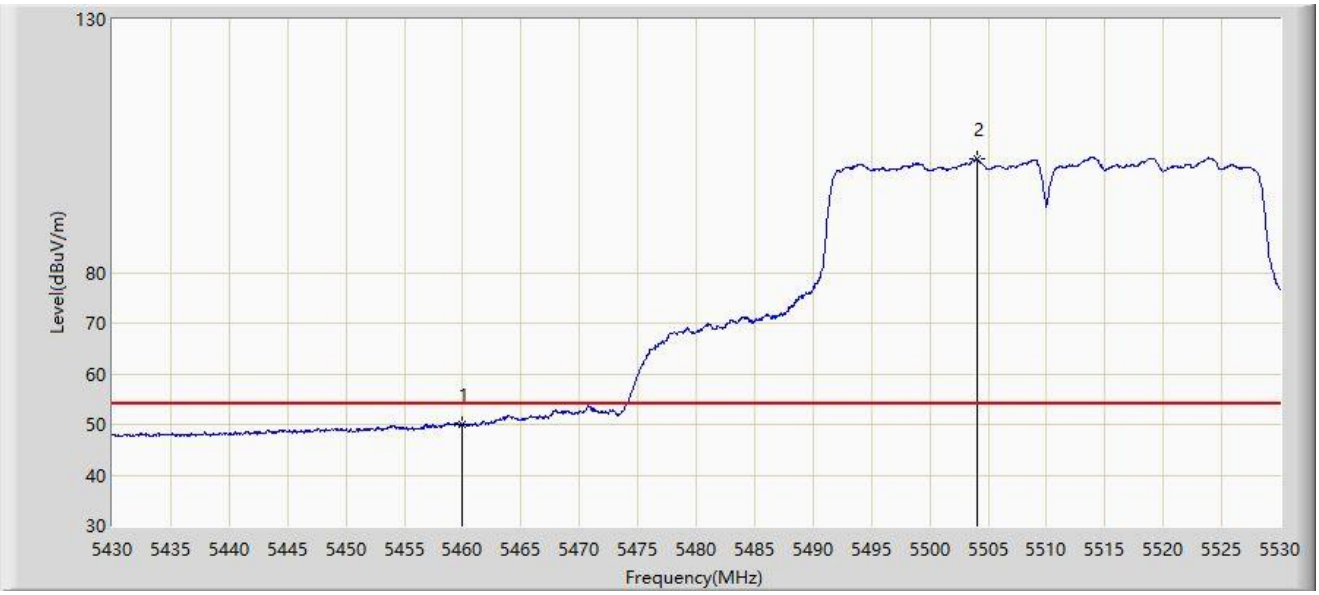

No	Flag	Mark	Frequency (MHz)	Measure Level (dBμV/m)	Reading Level (dBμV)	Margin (dB)	Limit (dBμV/m)	Factor (dB/m)	Type
1			5460.000	49.901	45.693	-4.099	54.000	4.208	AV
2		*	5504.000	102.355	97.944	N/A	N/A	4.411	AV

Note: Measure Level (dBμV/m) = Reading Level (dBμV) + Factor (dB/m)

Factor (dB/m) = Cable Loss (dB) + Antenna Factor (dB/m) - Pre_Amplifier Gain (dB).

Site: WZ-AC2	Time: 2022/02/27 - 15:17
Limit: FCC_Part15_Band Edge(3m)	Engineer: Bob Zhang
Probe: WZ-AC2_BBHA9120D_1-18GHz	Polarity: Vertical
EUT: Fiber Wireless Router FWR226e	Power: AC 120V/60Hz
Note: Transmit by 802.11ac-VHT40 at Channel 5510MHz	

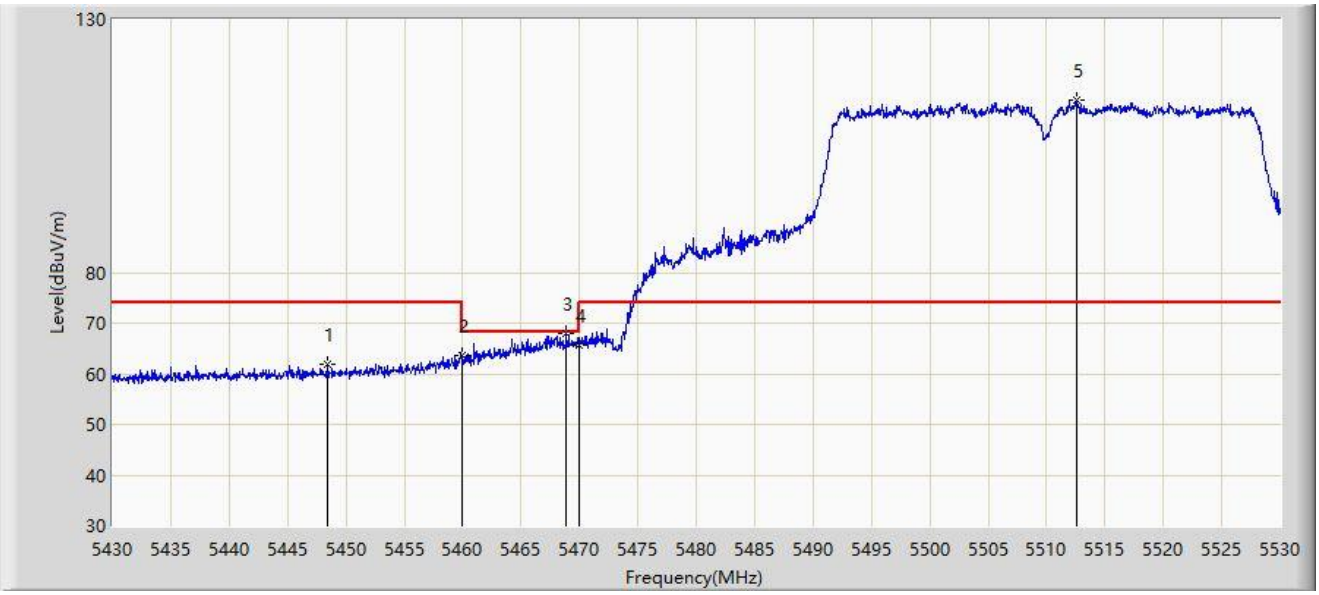

No	Flag	Mark	Frequency (MHz)	Measure Level (dBμV/m)	Reading Level (dBμV)	Margin (dB)	Limit (dBμV/m)	Factor (dB/m)	Type
1			5448.400	61.885	57.556	-12.115	74.000	4.328	PK
2			5460.000	63.538	59.330	-10.462	74.000	4.208	PK
3			5468.900	67.867	63.769	-0.333	68.200	4.097	PK
4			5470.000	65.647	61.563	-2.553	68.200	4.084	PK
5		*	5512.550	113.961	109.545	N/A	N/A	4.416	PK

Note: Measure Level (dBμV/m) = Reading Level (dBμV) + Factor (dB/m)

Factor (dB/m) = Cable Loss (dB) + Antenna Factor (dB/m) - Pre_Amplifier Gain (dB).

Site: WZ-AC2	Time: 2022/02/27 - 15:20
Limit: FCC_Part15_Band Edge(3m)	Engineer: Bob Zhang
Probe: WZ-AC2_BBHA9120D_1-18GHz	Polarity: Vertical
EUT: Fiber Wireless Router FWR226e	Power: AC 120V/60Hz
Note: Transmit by 802.11ac-VHT40 at Channel 5510MHz	

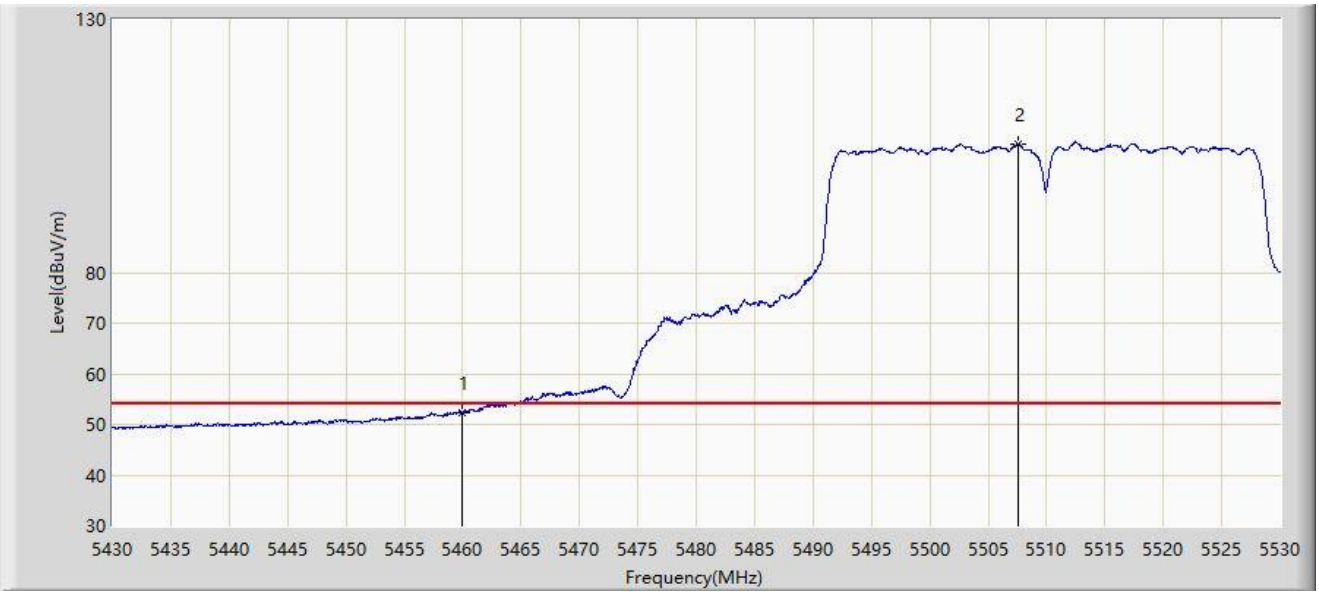

No	Flag	Mark	Frequency (MHz)	Measure Level (dBμV/m)	Reading Level (dBμV)	Margin (dB)	Limit (dBμV/m)	Factor (dB/m)	Type
1			5460.000	52.346	48.138	-1.654	54.000	4.208	AV
2		*	5507.550	105.386	100.968	N/A	N/A	4.418	AV

Note: Measure Level (dBμV/m) = Reading Level (dBμV) + Factor (dB/m)

Factor (dB/m) = Cable Loss (dB) + Antenna Factor (dB/m) - Pre_Amplifier Gain (dB).

Site: WZ-AC2	Time: 2022/02/27 - 15:37
Limit: FCC_Part15_Band Edge(3m)	Engineer: Bob Zhang
Probe: WZ-AC2_BBHA9120D_1-18GHz	Polarity: Horizontal
EUT: Fiber Wireless Router FWR226e	Power: AC 120V/60Hz
Note: Transmit by 802.11ac-VHT40 at Channel 5670MHz	

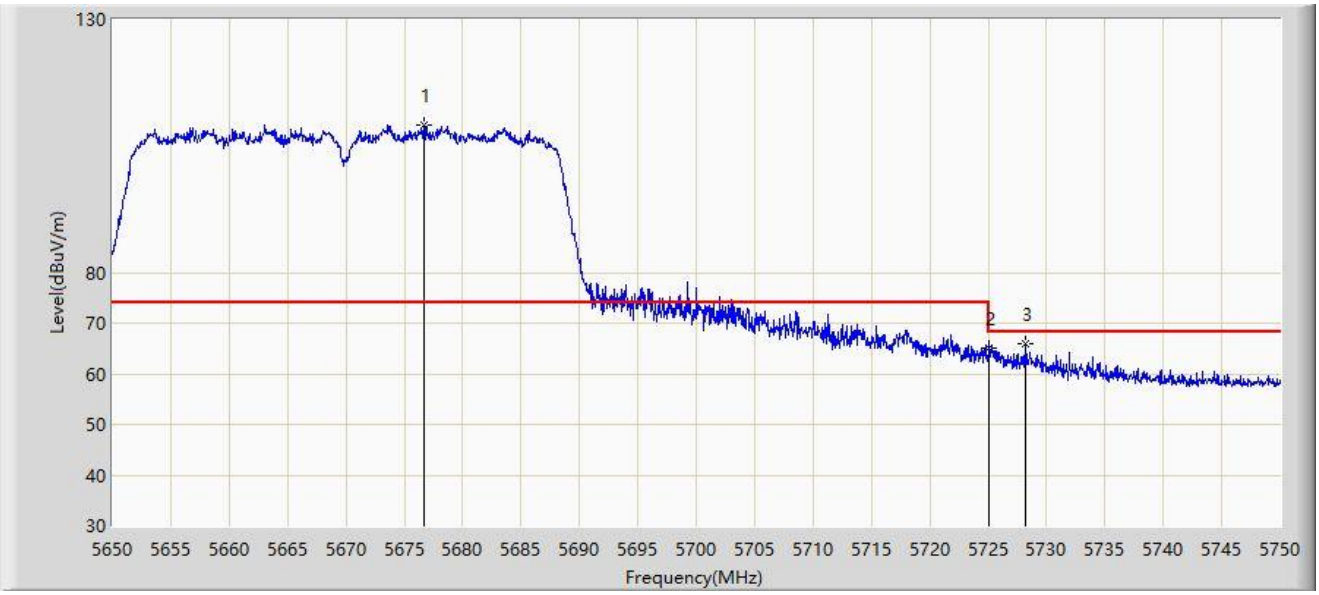

No	Flag	Mark	Frequency (MHz)	Measure Level (dBμV/m)	Reading Level (dBμV)	Margin (dB)	Limit (dBμV/m)	Factor (dB/m)	Type
1		*	5676.750	109.093	104.068	N/A	N/A	5.024	PK
2			5725.000	65.211	59.845	-2.989	68.200	5.366	PK
3			5728.200	65.804	60.400	-2.396	68.200	5.404	PK

Note: Measure Level (dBμV/m) = Reading Level (dBμV) + Factor (dB/m)

Factor (dB/m) = Cable Loss (dB) + Antenna Factor (dB/m) - Pre_Amplifier Gain (dB).

Site: WZ-AC2	Time: 2022/02/27 - 15:36
Limit: FCC_Part15_Band Edge(3m)	Engineer: Bob Zhang
Probe: WZ-AC2_BBHA9120D_1-18GHz	Polarity: Vertical
EUT: Fiber Wireless Router FWR226e	Power: AC 120V/60Hz
Note: Transmit by 802.11ac-VHT40 at Channel 5670MHz	

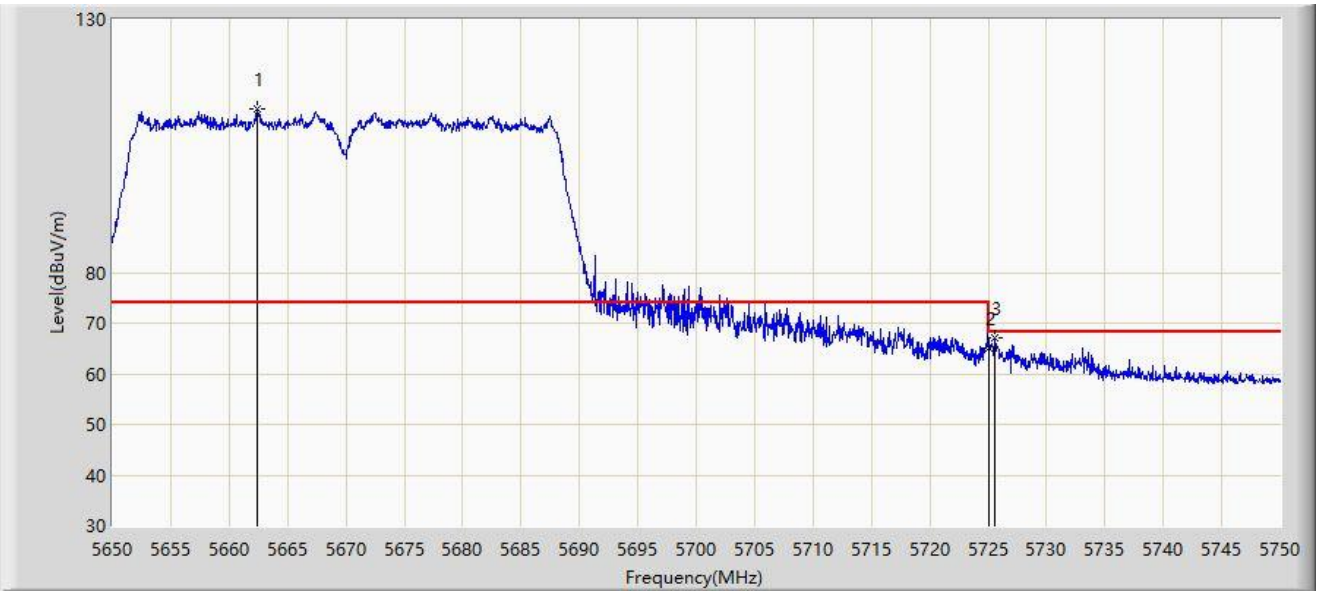

No	Flag	Mark	Frequency (MHz)	Measure Level (dBμV/m)	Reading Level (dBμV)	Margin (dB)	Limit (dBμV/m)	Factor (dB/m)	Type
1		*	5662.450	112.385	107.423	N/A	N/A	4.962	PK
2			5725.000	65.116	59.750	-3.084	68.200	5.366	PK
3			5725.600	67.160	61.781	-1.040	68.200	5.379	PK

Note: Measure Level (dBμV/m) = Reading Level (dBμV) + Factor (dB/m)

Factor (dB/m) = Cable Loss (dB) + Antenna Factor (dB/m) - Pre_Amplifier Gain (dB).

Site: WZ-AC2	Time: 2022/02/27 - 16:15
Limit: FCC_Part15_Band Edge(3m)	Engineer: Bob Zhang
Probe: WZ-AC2_BBHA9120D_1-18GHz	Polarity: Horizontal
EUT: Fiber Wireless Router FWR226e	Power: AC 120V/60Hz
Note: Transmit by 802.11ac-VHT80 at Channel 5290MHz	

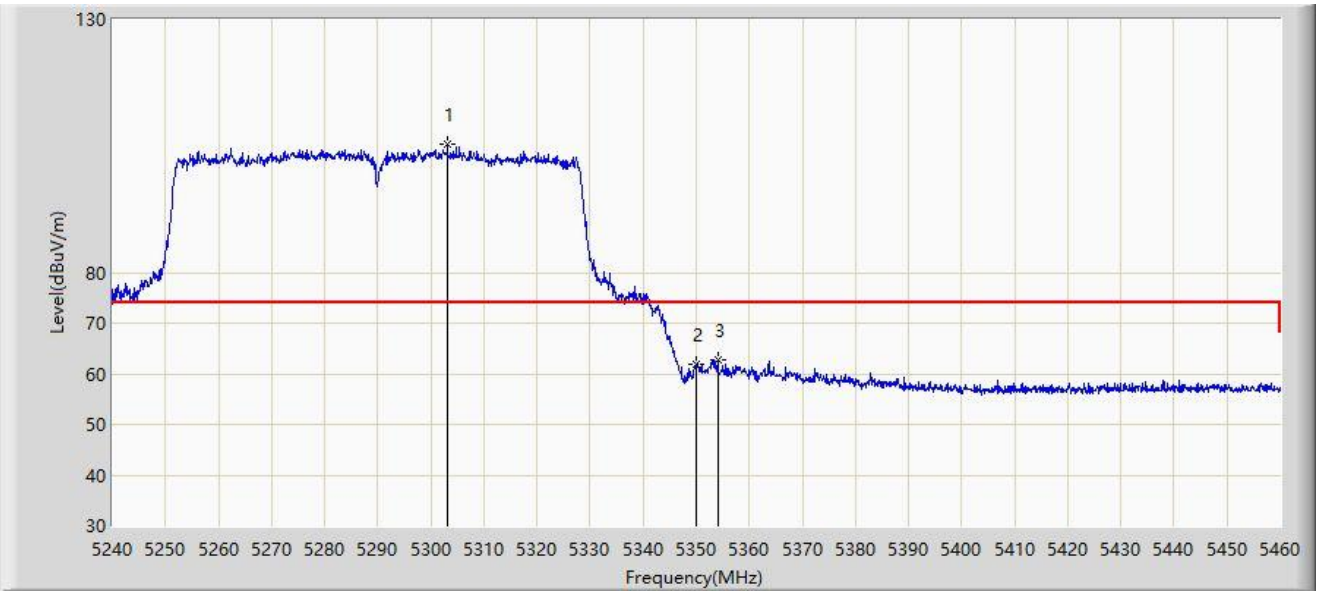

No	Flag	Mark	Frequency (MHz)	Measure Level (dBμV/m)	Reading Level (dBμV)	Margin (dB)	Limit (dBμV/m)	Factor (dB/m)	Type
1		*	5303.140	105.393	101.724	N/A	N/A	3.668	PK
2			5350.000	61.779	57.893	-12.221	74.000	3.886	PK
3			5354.070	62.843	59.073	-11.157	74.000	3.769	PK

Note: Measure Level (dBμV/m) = Reading Level (dBμV) + Factor (dB/m)

Factor (dB/m) = Cable Loss (dB) + Antenna Factor (dB/m) - Pre_Amplifier Gain (dB).

Site: WZ-AC2	Time: 2022/02/27 - 16:12
Limit: FCC_Part15_Band Edge(3m)	Engineer: Bob Zhang
Probe: WZ-AC2_BBHA9120D_1-18GHz	Polarity: Horizontal
EUT: Fiber Wireless Router FWR226e	Power: AC 120V/60Hz
Note: Transmit by 802.11ac-VHT80 at Channel 5290MHz	

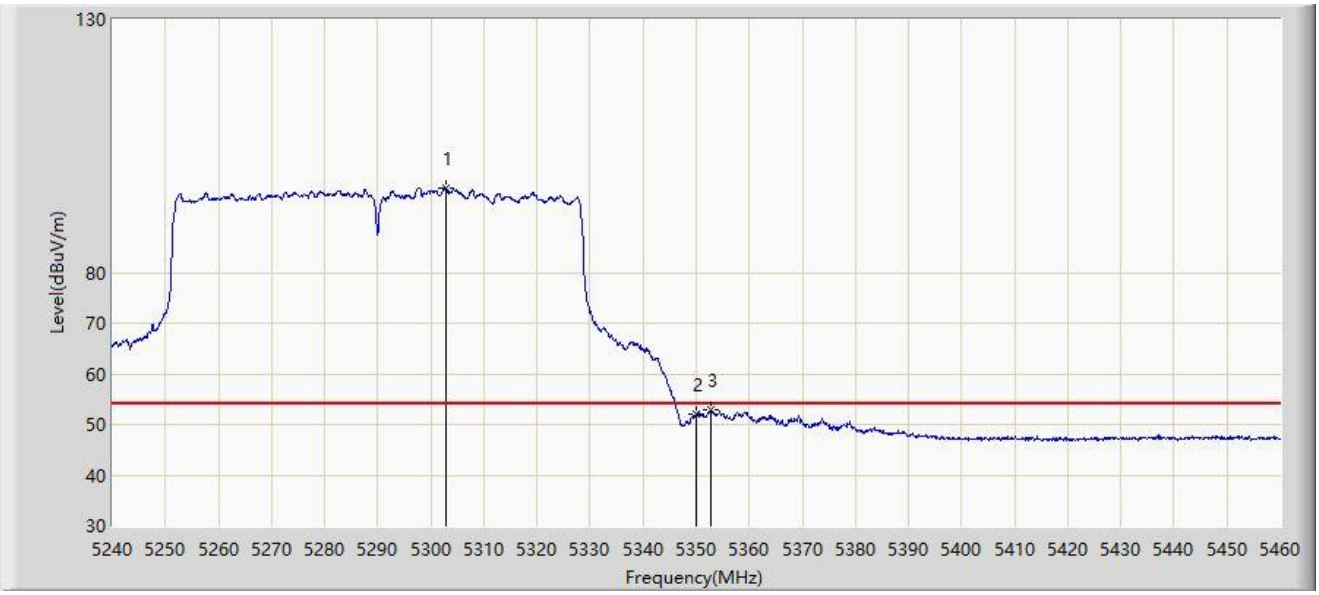

No	Flag	Mark	Frequency (MHz)	Measure Level (dBμV/m)	Reading Level (dBμV)	Margin (dB)	Limit (dBμV/m)	Factor (dB/m)	Type
1		*	5302.810	96.639	92.966	N/A	N/A	3.673	AV
2			5350.000	51.905	48.019	-2.095	54.000	3.886	AV
3			5352.750	53.037	49.097	-0.963	54.000	3.940	AV

Note: Measure Level (dBμV/m) = Reading Level (dBμV) + Factor (dB/m)

Factor (dB/m) = Cable Loss (dB) + Antenna Factor (dB/m) - Pre_Amplifier Gain (dB).

Site: WZ-AC2	Time: 2022/02/27 - 16:11
Limit: FCC_Part15_Band Edge(3m)	Engineer: Bob Zhang
Probe: WZ-AC2_BBHA9120D_1-18GHz	Polarity: Vertical
EUT: Fiber Wireless Router FWR226e	Power: AC 120V/60Hz
Note: Transmit by 802.11ac-VHT80 at Channel 5290MHz	

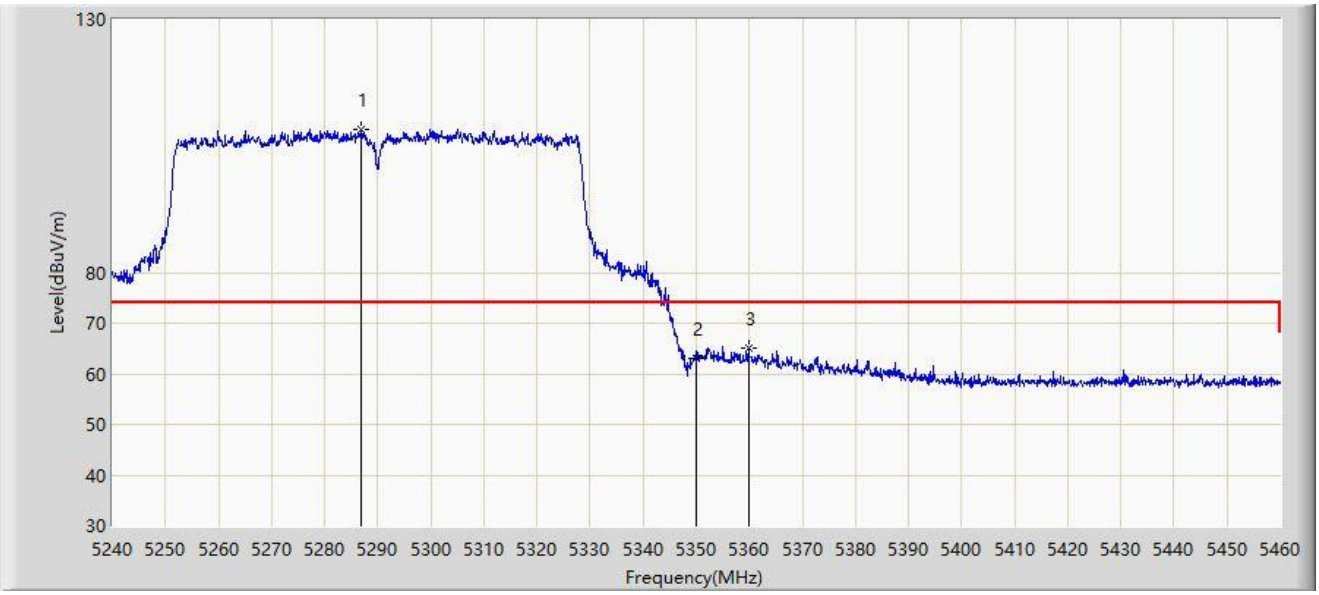

No	Flag	Mark	Frequency (MHz)	Measure Level (dBμV/m)	Reading Level (dBμV)	Margin (dB)	Limit (dBμV/m)	Factor (dB/m)	Type
1		*	5286.750	108.200	104.461	N/A	N/A	3.738	PK
2			5350.000	62.918	59.032	-11.082	74.000	3.886	PK
3			5359.790	65.154	61.290	-8.846	74.000	3.863	PK

Note: Measure Level (dBμV/m) = Reading Level (dBμV) + Factor (dB/m)

Factor (dB/m) = Cable Loss (dB) + Antenna Factor (dB/m) - Pre_Amplifier Gain (dB).

Site: WZ-AC2	Time: 2022/02/27 - 16:05
Limit: FCC_Part15_Band Edge(3m)	Engineer: Bob Zhang
Probe: WZ-AC2_BBHA9120D_1-18GHz	Polarity: Vertical
EUT: Fiber Wireless Router FWR226e	Power: AC 120V/60Hz
Note: Transmit by 802.11ac-VHT80 at Channel 5290MHz	

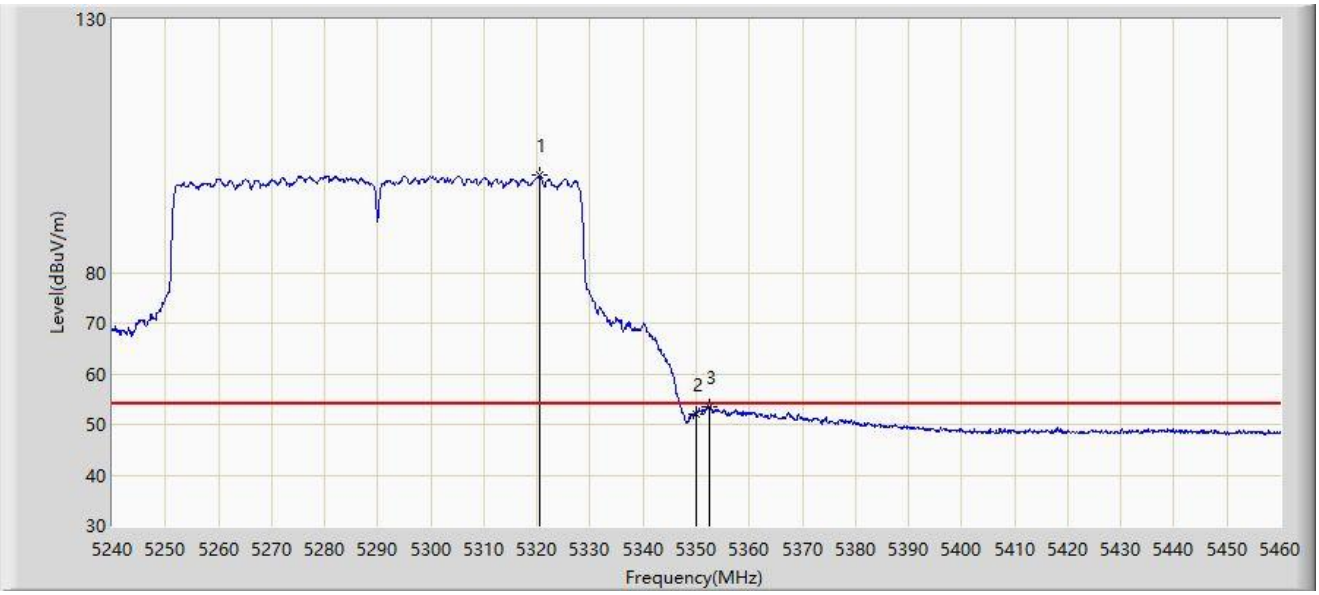

No	Flag	Mark	Frequency (MHz)	Measure Level (dBμV/m)	Reading Level (dBμV)	Margin (dB)	Limit (dBμV/m)	Factor (dB/m)	Type
1		*	5320.520	99.137	95.615	N/A	N/A	3.523	AV
2			5350.000	51.964	48.078	-2.036	54.000	3.886	AV
3			5352.420	53.520	49.586	-0.480	54.000	3.935	AV

Note: Measure Level (dBμV/m) = Reading Level (dBμV) + Factor (dB/m)

Factor (dB/m) = Cable Loss (dB) + Antenna Factor (dB/m) - Pre_Amplifier Gain (dB).

Site: WZ-AC2	Time: 2022/02/27 - 16:25
Limit: FCC_Part15_Band Edge(3m)	Engineer: Bob Zhang
Probe: WZ-AC2_BBHA9120D_1-18GHz	Polarity: Horizontal
EUT: Fiber Wireless Router FWR226e	Power: AC 120V/60Hz
Note: Transmit by 802.11ac-VHT80 at Channel 5530MHz	

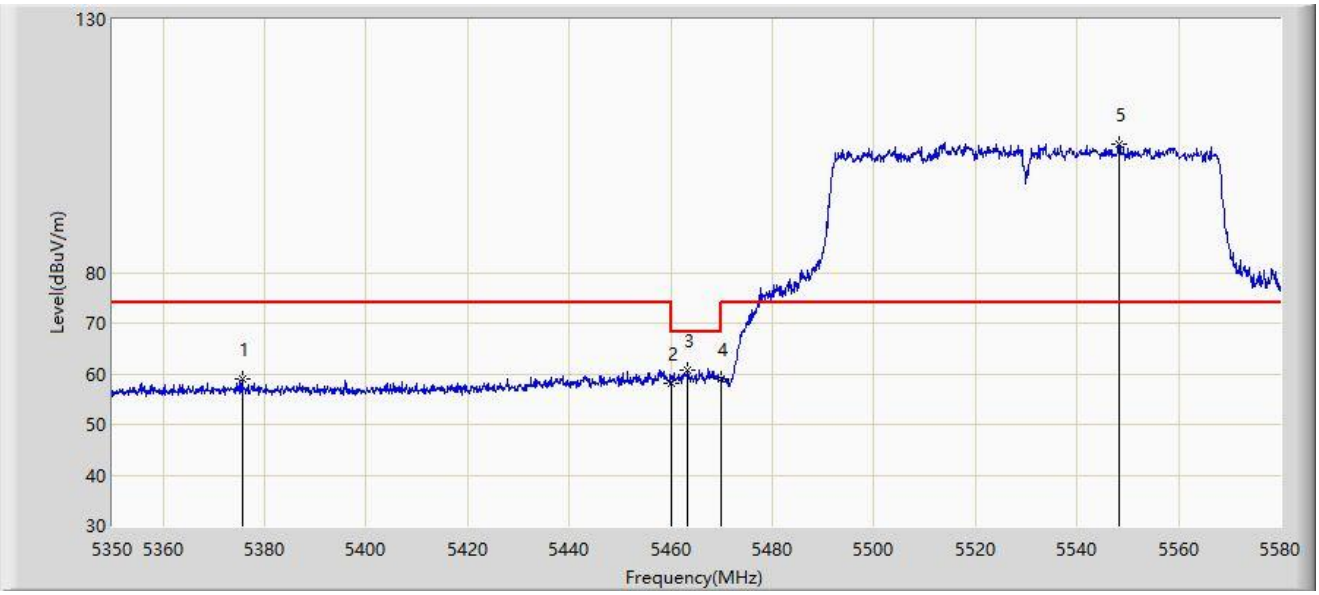

No	Flag	Mark	Frequency (MHz)	Measure Level (dBμV/m)	Reading Level (dBμV)	Margin (dB)	Limit (dBμV/m)	Factor (dB/m)	Type
1			5375.530	59.075	54.826	-14.925	74.000	4.249	PK
2			5460.000	58.156	53.948	-15.844	74.000	4.208	PK
3			5463.390	60.658	56.492	-7.542	68.200	4.166	PK
4			5470.000	58.845	54.761	-9.355	68.200	4.084	PK
5		*	5548.375	105.356	101.125	N/A	N/A	4.231	PK

Note: Measure Level (dBμV/m) = Reading Level (dBμV) + Factor (dB/m)

Factor (dB/m) = Cable Loss (dB) + Antenna Factor (dB/m) - Pre_Amplifier Gain (dB).

Site: WZ-AC2	Time: 2022/02/27 - 16:23
Limit: FCC_Part15_Band Edge(3m)	Engineer: Bob Zhang
Probe: WZ-AC2_BBHA9120D_1-18GHz	Polarity: Horizontal
EUT: Fiber Wireless Router FWR226e	Power: AC 120V/60Hz
Note: Transmit by 802.11ac-VHT80 at Channel 5530MHz	

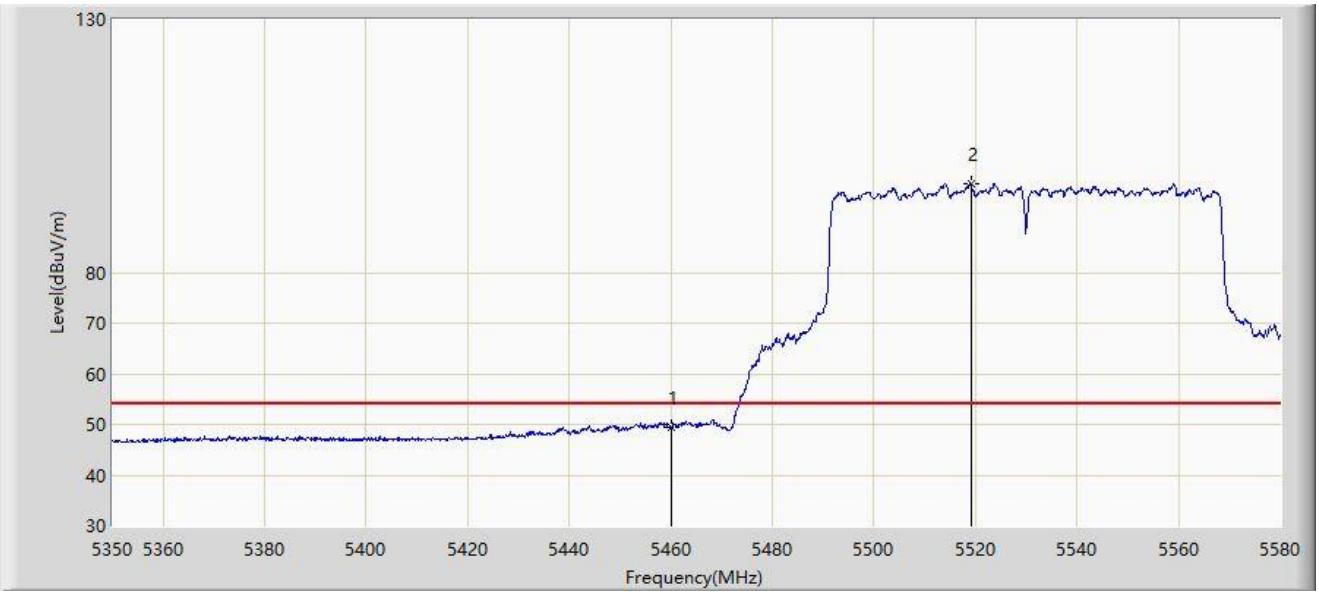

No	Flag	Mark	Frequency (MHz)	Measure Level (dBμV/m)	Reading Level (dBμV)	Margin (dB)	Limit (dBμV/m)	Factor (dB/m)	Type
1			5460.000	49.323	45.115	-4.677	54.000	4.208	AV
2		*	5519.050	97.598	93.158	N/A	N/A	4.440	AV

Note: Measure Level (dBμV/m) = Reading Level (dBμV) + Factor (dB/m)

Factor (dB/m) = Cable Loss (dB) + Antenna Factor (dB/m) - Pre_Amplifier Gain (dB).

Site: WZ-AC2	Time: 2022/02/27 - 16:21
Limit: FCC_Part15_Band Edge(3m)	Engineer: Bob Zhang
Probe: WZ-AC2_BBHA9120D_1-18GHz	Polarity: Vertical
EUT: Fiber Wireless Router FWR226e	Power: AC 120V/60Hz
Note: Transmit by 802.11ac-VHT80 at Channel 5530MHz	

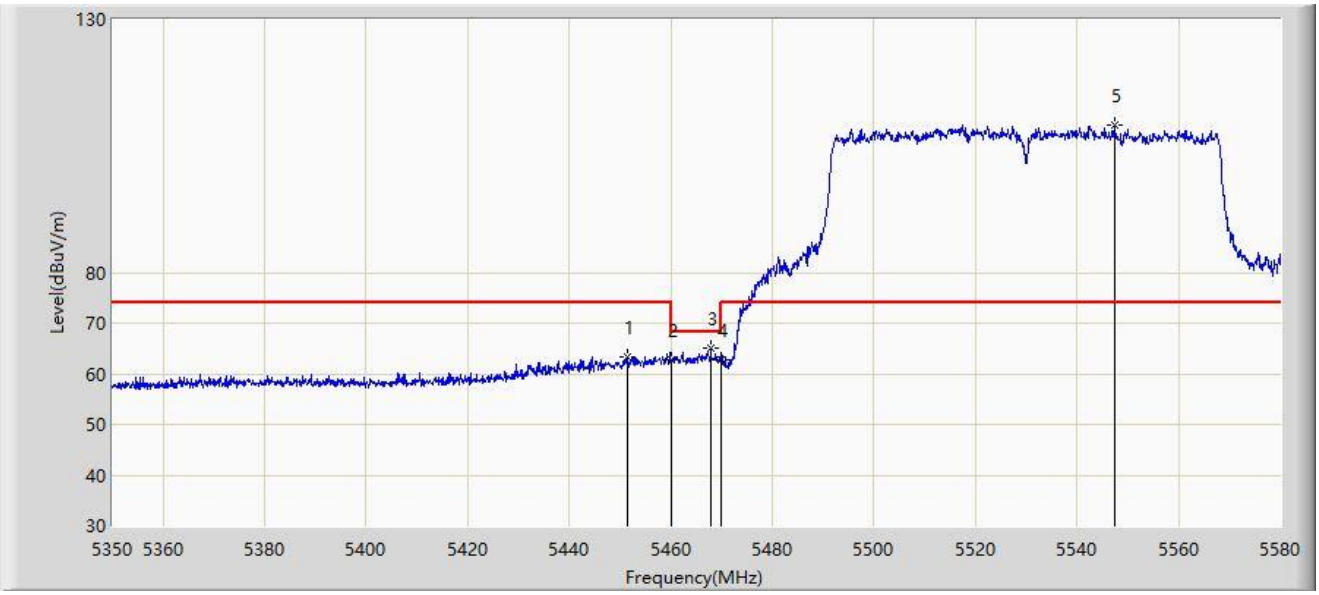

No	Flag	Mark	Frequency (MHz)	Measure Level (dBμV/m)	Reading Level (dBμV)	Margin (dB)	Limit (dBμV/m)	Factor (dB/m)	Type
1			5451.430	63.396	59.090	-10.604	74.000	4.306	PK
2			5460.000	62.728	58.520	-11.272	74.000	4.208	PK
3			5467.875	65.163	61.052	-3.037	68.200	4.110	PK
4			5470.000	62.820	58.736	-5.380	68.200	4.084	PK
5		*	5547.455	109.128	104.900	N/A	N/A	4.229	PK

Note: Measure Level (dBμV/m) = Reading Level (dBμV) + Factor (dB/m)

Factor (dB/m) = Cable Loss (dB) + Antenna Factor (dB/m) - Pre_Amplifier Gain (dB).

Site: WZ-AC2	Time: 2022/02/27 - 16:18
Limit: FCC_Part15_Band Edge(3m)	Engineer: Bob Zhang
Probe: WZ-AC2_BBHA9120D_1-18GHz	Polarity: Vertical
EUT: Fiber Wireless Router FWR226e	Power: AC 120V/60Hz
Note: Transmit by 802.11ac-VHT80 at Channel 5530MHz	

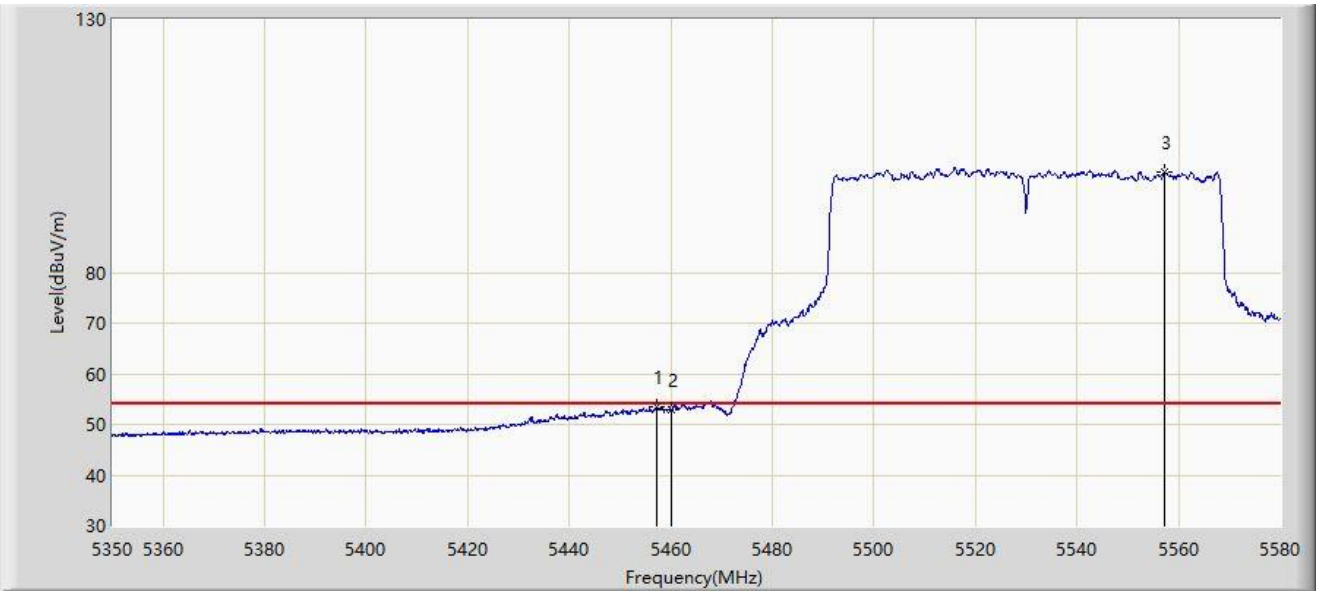

No	Flag	Mark	Frequency (MHz)	Measure Level (dBμV/m)	Reading Level (dBμV)	Margin (dB)	Limit (dBμV/m)	Factor (dB/m)	Type
1			5457.180	53.470	49.227	-0.530	54.000	4.243	AV
2			5460.000	52.852	48.644	-1.148	54.000	4.208	AV
3		*	5557.115	99.725	95.451	N/A	N/A	4.274	AV

Note: Measure Level (dBμV/m) = Reading Level (dBμV) + Factor (dB/m)

Factor (dB/m) = Cable Loss (dB) + Antenna Factor (dB/m) - Pre_Amplifier Gain (dB).

Site: WZ-AC2	Time: 2022/02/27 - 16:31
Limit: FCC_Part15_Band Edge(3m)	Engineer: Bob Zhang
Probe: WZ-AC2_BBHA9120D_1-18GHz	Polarity: Horizontal
EUT: Fiber Wireless Router FWR226e	Power: AC 120V/60Hz
Note: Transmit by 802.11ac-VHT80 at Channel 5610MHz	

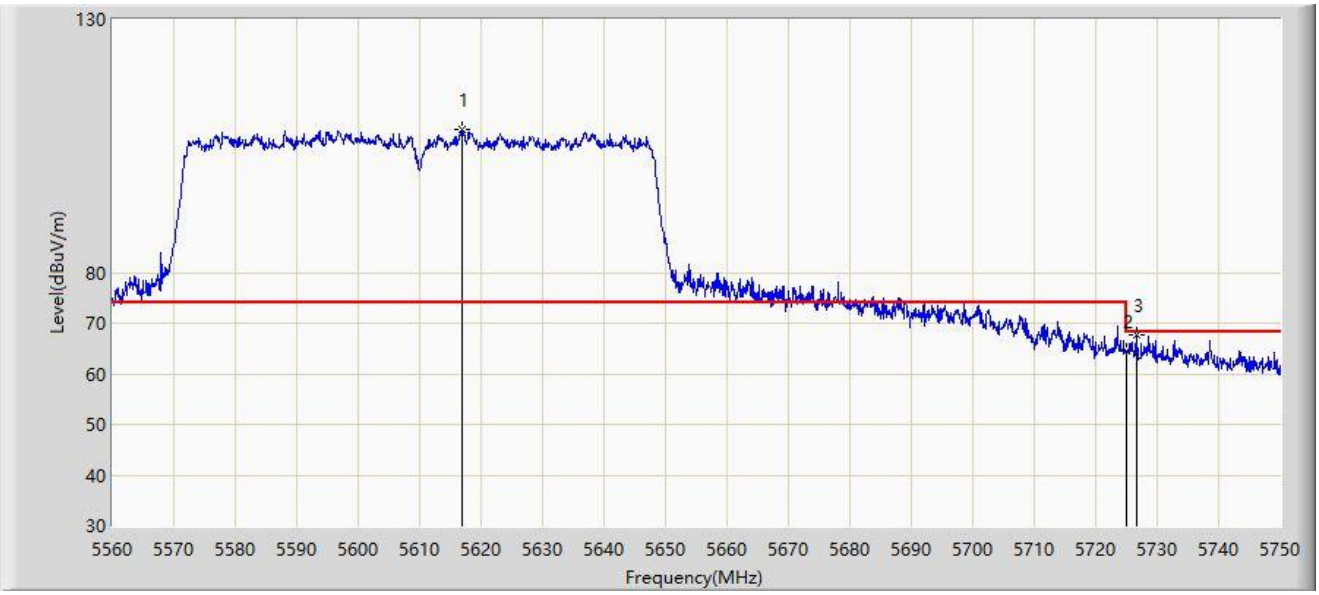

No	Flag	Mark	Frequency (MHz)	Measure Level (dBμV/m)	Reading Level (dBμV)	Margin (dB)	Limit (dBμV/m)	Factor (dB/m)	Type
1		*	5616.905	108.208	103.648	N/A	N/A	4.560	PK
2			5725.000	64.504	59.138	-3.696	68.200	5.366	PK
3			5726.630	67.634	62.241	-0.566	68.200	5.393	PK

Note: Measure Level (dBμV/m) = Reading Level (dBμV) + Factor (dB/m)

Factor (dB/m) = Cable Loss (dB) + Antenna Factor (dB/m) - Pre_Amplifier Gain (dB).

Site: WZ-AC2	Time: 2022/02/27 - 16:30
Limit: FCC_Part15_Band Edge(3m)	Engineer: Bob Zhang
Probe: WZ-AC2_BBHA9120D_1-18GHz	Polarity: Vertical
EUT: Fiber Wireless Router FWR226e	Power: AC 120V/60Hz
Note: Transmit by 802.11ac-VHT80 at Channel 5610MHz	

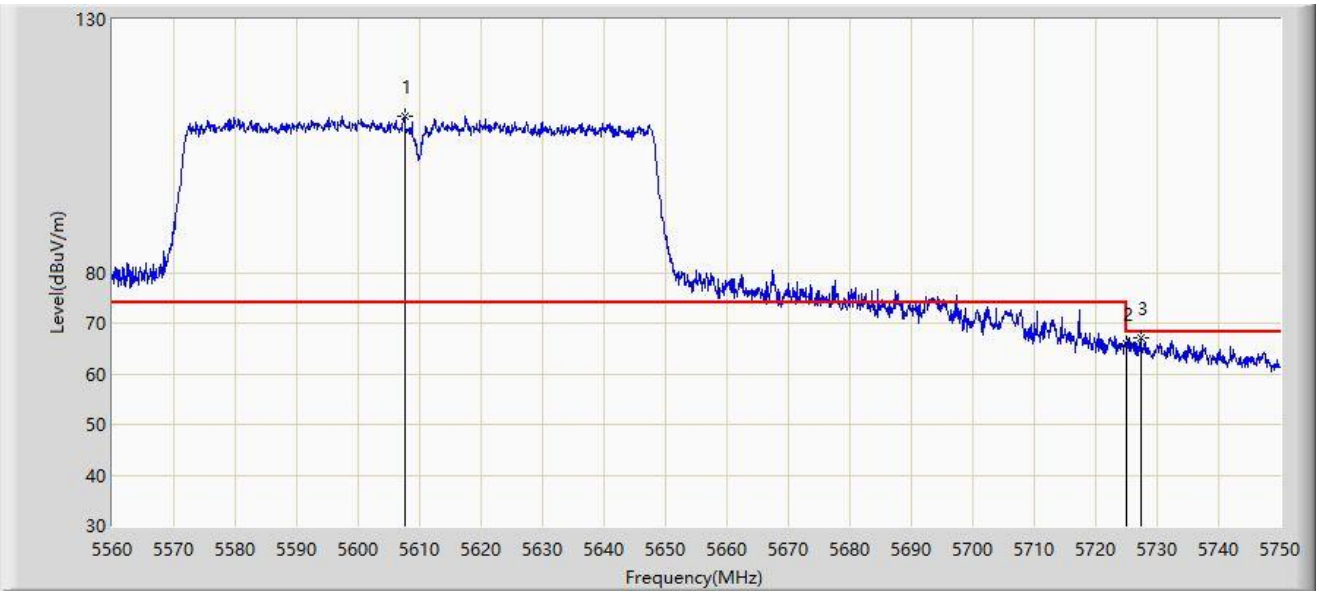

No	Flag	Mark	Frequency (MHz)	Measure Level (dBμV/m)	Reading Level (dBμV)	Margin (dB)	Limit (dBμV/m)	Factor (dB/m)	Type
1		*	5607.500	110.912	106.276	N/A	N/A	4.636	PK
2			5725.000	65.887	60.521	-2.313	68.200	5.366	PK
3			5727.295	67.140	61.742	-1.060	68.200	5.398	PK

Note: Measure Level (dBμV/m) = Reading Level (dBμV) + Factor (dB/m)

Factor (dB/m) = Cable Loss (dB) + Antenna Factor (dB/m) - Pre_Amplifier Gain (dB).

Site: WZ-AC2	Time: 2022/02/27 - 16:46
Limit: FCC_Part15_Band Edge(3m)	Engineer: Bob Zhang
Probe: WZ-AC2_BBHA9120D_1-18GHz	Polarity: Horizontal
EUT: Fiber Wireless Router FWR226e	Power: AC 120V/60Hz
Note: Transmit by 802.11ac-VHT160 at Channel 5250MHz	

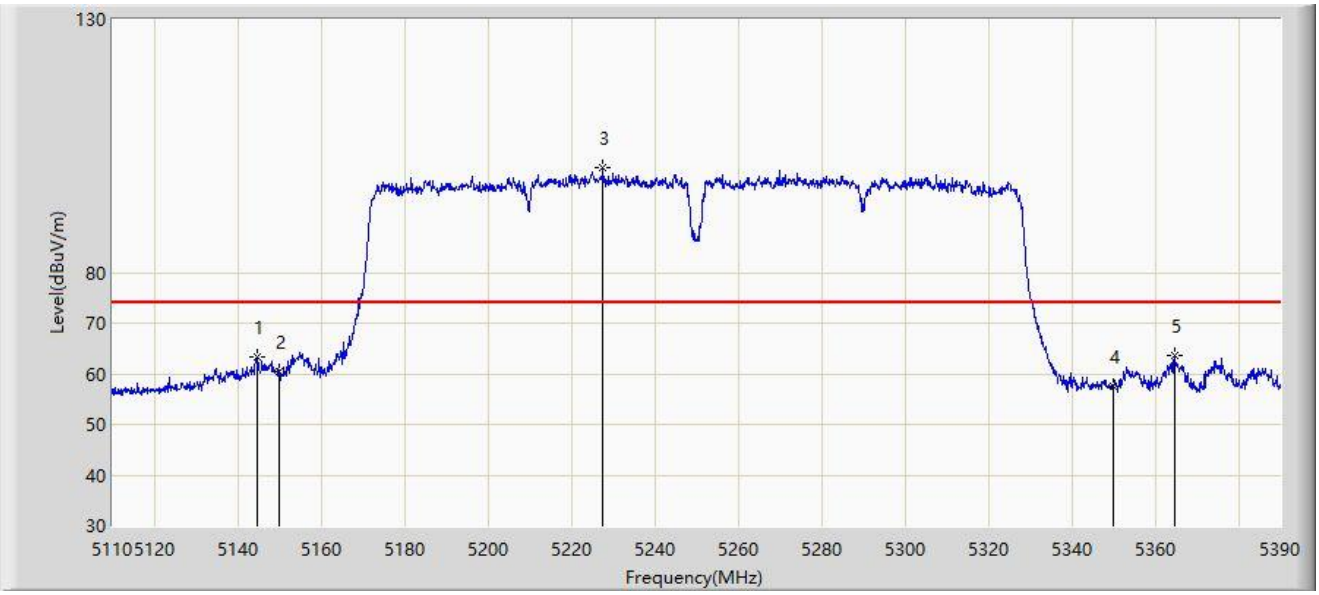

No	Flag	Mark	Frequency (MHz)	Measure Level (dBμV/m)	Reading Level (dBμV)	Margin (dB)	Limit (dBμV/m)	Factor (dB/m)	Type
1			5144.580	63.224	59.036	-10.776	74.000	4.187	PK
2			5150.000	60.459	56.287	-13.541	74.000	4.173	PK
3		*	5227.600	100.712	96.885	N/A	N/A	3.827	PK
4			5350.000	57.571	53.685	-16.429	74.000	3.886	PK
5			5364.660	63.496	59.353	-10.504	74.000	4.142	PK

Note: Measure Level (dBμV/m) = Reading Level (dBμV) + Factor (dB/m)

Factor (dB/m) = Cable Loss (dB) + Antenna Factor (dB/m) - Pre_Amplifier Gain (dB).

Site: WZ-AC2	Time: 2022/02/27 - 16:43
Limit: FCC_Part15_Band Edge(3m)	Engineer: Bob Zhang
Probe: WZ-AC2_BBHA9120D_1-18GHz	Polarity: Horizontal
EUT: Fiber Wireless Router FWR226e	Power: AC 120V/60Hz
Note: Transmit by 802.11ac-VHT160 at Channel 5250MHz	

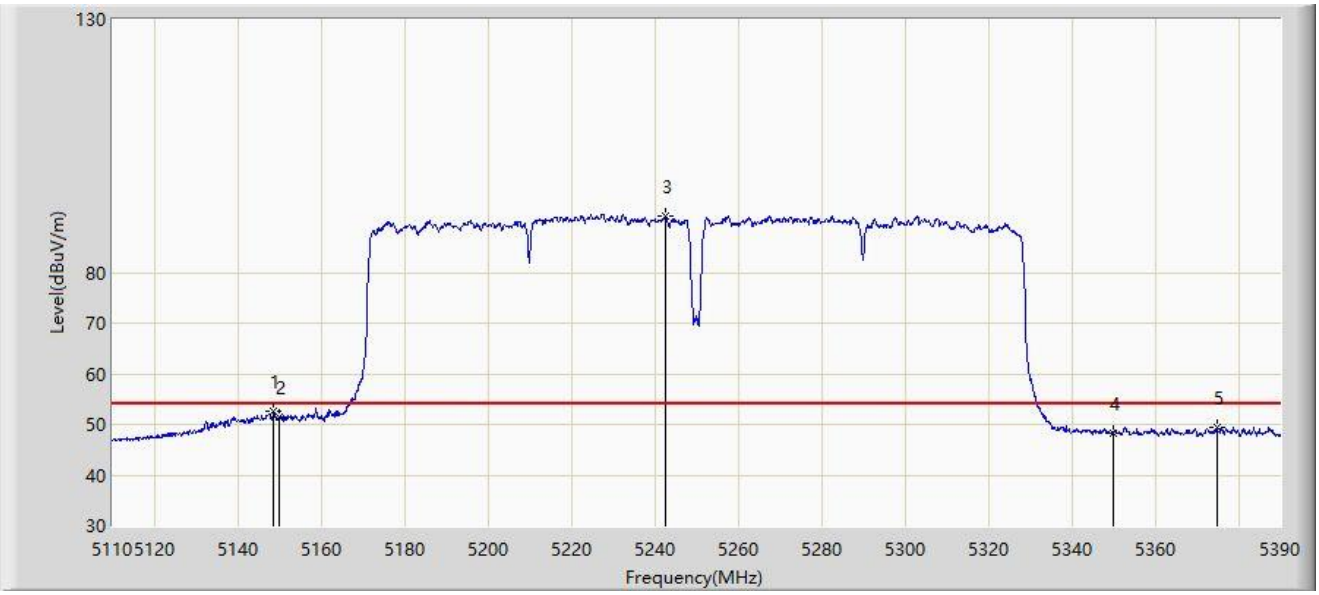

No	Flag	Mark	Frequency (MHz)	Measure Level (dBμV/m)	Reading Level (dBμV)	Margin (dB)	Limit (dBμV/m)	Factor (dB/m)	Type
1			5148.640	52.552	48.355	-1.448	54.000	4.197	AV
2			5150.000	51.416	47.244	-2.584	54.000	4.173	AV
3		*	5242.720	91.066	87.455	N/A	N/A	3.611	AV
4			5350.000	48.360	44.474	-5.640	54.000	3.886	AV
5			5374.740	49.556	45.516	-4.444	54.000	4.041	AV

Note: Measure Level (dBμV/m) = Reading Level (dBμV) + Factor (dB/m)

Factor (dB/m) = Cable Loss (dB) + Antenna Factor (dB/m) - Pre_Amplifier Gain (dB).

Site: WZ-AC2	Time: 2022/02/27 - 16:41
Limit: FCC_Part15_Band Edge(3m)	Engineer: Bob Zhang
Probe: WZ-AC2_BBHA9120D_1-18GHz	Polarity: Vertical
EUT: Fiber Wireless Router FWR226e	Power: AC 120V/60Hz
Note: Transmit by 802.11ac-VHT160 at Channel 5250MHz	

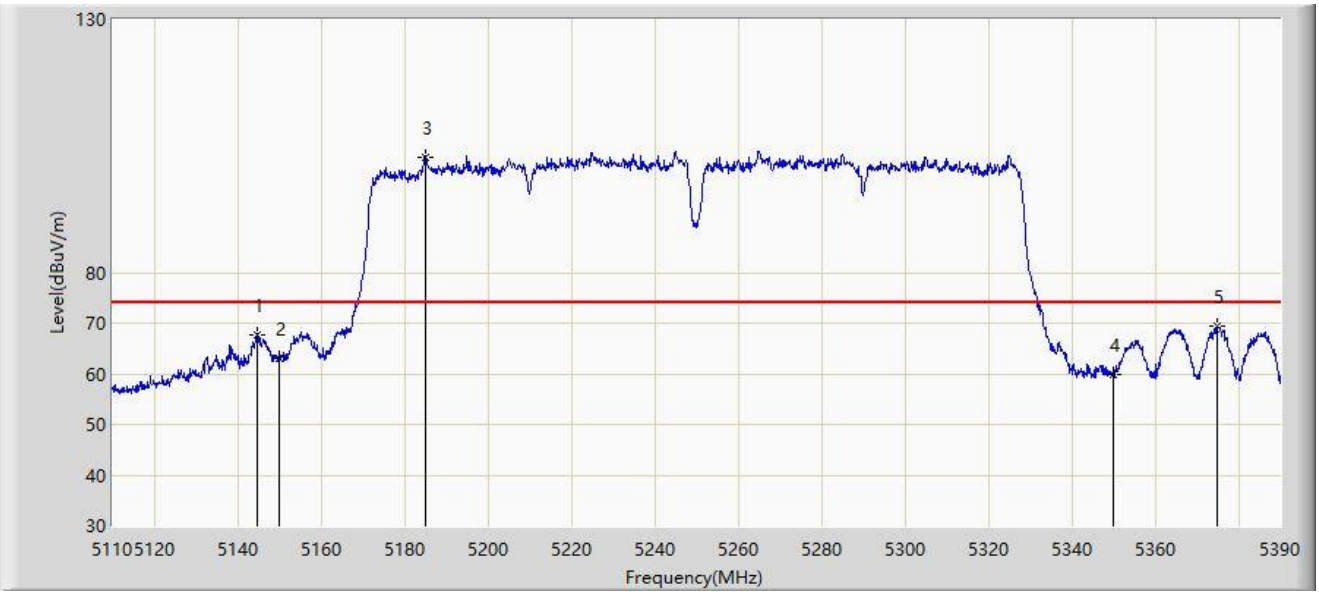

No	Flag	Mark	Frequency (MHz)	Measure Level (dBμV/m)	Reading Level (dBμV)	Margin (dB)	Limit (dBμV/m)	Factor (dB/m)	Type
1			5144.580	67.799	63.611	-6.201	74.000	4.187	PK
2			5150.000	63.179	59.007	-10.821	74.000	4.173	PK
3		*	5185.180	102.854	99.231	N/A	N/A	3.623	PK
4			5350.000	59.955	56.069	-14.045	74.000	3.886	PK
5			5374.740	69.464	65.219	-4.536	74.000	4.246	PK

Note: Measure Level (dBμV/m) = Reading Level (dBμV) + Factor (dB/m)

Factor (dB/m) = Cable Loss (dB) + Antenna Factor (dB/m) - Pre_Amplifier Gain (dB).

Site: WZ-AC2	Time: 2022/02/27 - 16:34
Limit: FCC_Part15_Band Edge(3m)	Engineer: Bob Zhang
Probe: WZ-AC2_BBHA9120D_1-18GHz	Polarity: Vertical
EUT: Fiber Wireless Router FWR226e	Power: AC 120V/60Hz
Note: Transmit by 802.11ac-VHT160 at Channel 5250MHz	

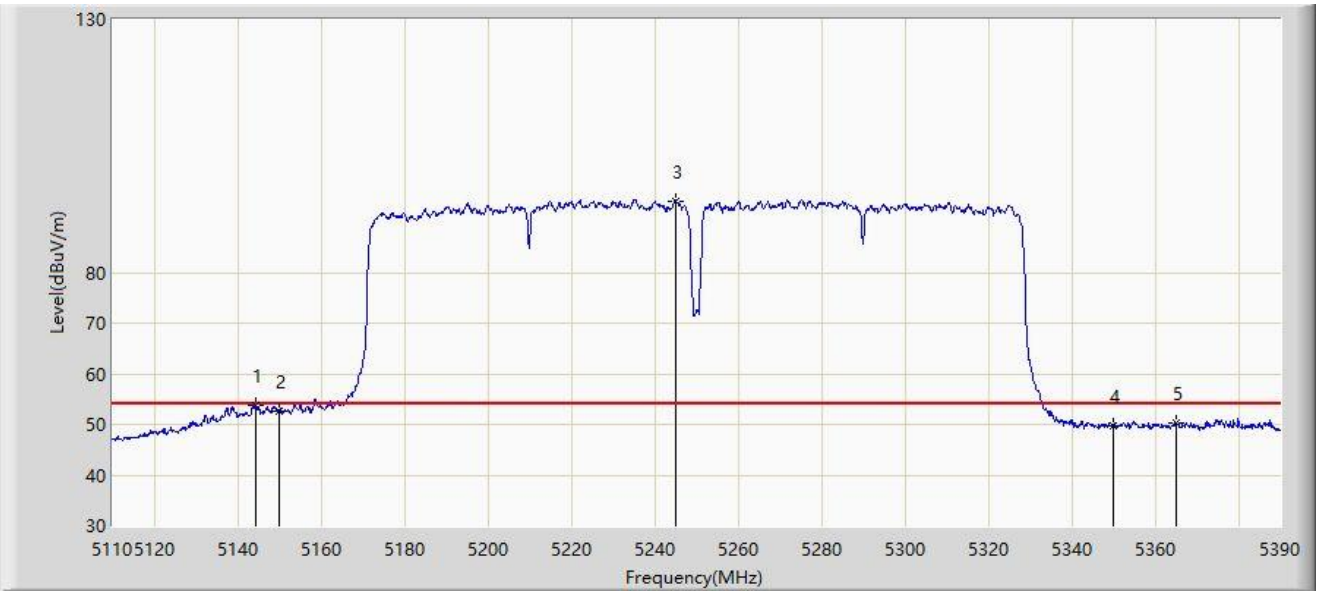

No	Flag	Mark	Frequency (MHz)	Measure Level (dBμV/m)	Reading Level (dBμV)	Margin (dB)	Limit (dBμV/m)	Factor (dB/m)	Type
1			5144.300	53.722	49.536	-0.278	54.000	4.186	AV
2			5150.000	52.664	48.492	-1.336	54.000	4.173	AV
3		*	5244.960	94.152	90.589	N/A	N/A	3.563	AV
4			5350.000	49.752	45.866	-4.248	54.000	3.886	AV
5			5365.220	50.357	46.404	-3.643	54.000	3.954	AV

Note: Measure Level (dBμV/m) = Reading Level (dBμV) + Factor (dB/m)

Factor (dB/m) = Cable Loss (dB) + Antenna Factor (dB/m) - Pre_Amplifier Gain (dB).

Site: WZ-AC2	Time: 2022/02/27 - 17:02
Limit: FCC_Part15_Band Edge(3m)	Engineer: Bob Zhang
Probe: WZ-AC2_BBHA9120D_1-18GHz	Polarity: Horizontal
EUT: Fiber Wireless Router FWR226e	Power: AC 120V/60Hz
Note: Transmit by 802.11ac-VHT160 at Channel 5570MHz	

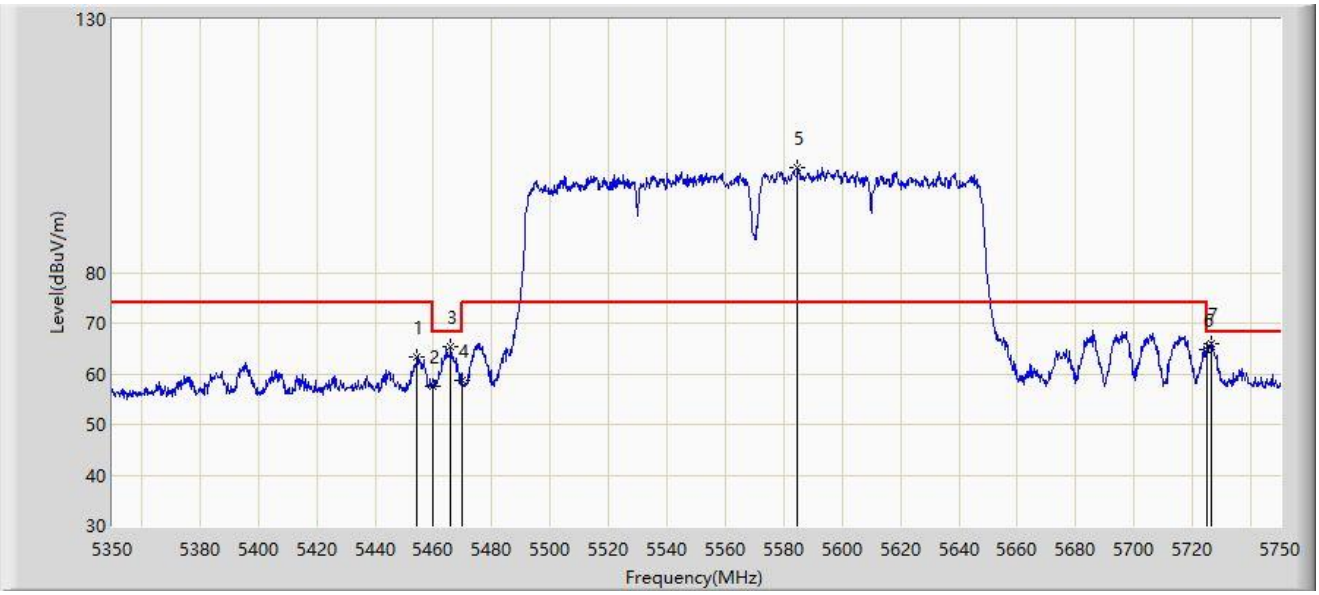

No	Flag	Mark	Frequency (MHz)	Measure Level (dBμV/m)	Reading Level (dBμV)	Margin (dB)	Limit (dBμV/m)	Factor (dB/m)	Type
1			5454.400	63.344	59.063	-10.656	74.000	4.282	PK
2			5460.000	57.498	53.290	-16.502	74.000	4.208	PK
3			5466.000	65.358	61.224	-2.842	68.200	4.134	PK
4			5470.000	58.646	54.562	-9.554	68.200	4.084	PK
5		*	5584.800	100.592	95.820	N/A	N/A	4.771	PK
6			5725.000	64.842	59.476	-3.358	68.200	5.366	PK
7			5726.200	65.900	60.510	-2.300	68.200	5.389	PK

Note: Measure Level (dBμV/m) = Reading Level (dBμV) + Factor (dB/m)

Factor (dB/m) = Cable Loss (dB) + Antenna Factor (dB/m) - Pre_Amplifier Gain (dB).

Site: WZ-AC2	Time: 2022/02/27 - 17:03
Limit: FCC_Part15_Band Edge(3m)	Engineer: Bob Zhang
Probe: WZ-AC2_BBHA9120D_1-18GHz	Polarity: Horizontal
EUT: Fiber Wireless Router FWR226e	Power: AC 120V/60Hz
Note: Transmit by 802.11ac-VHT160 at Channel 5570MHz	

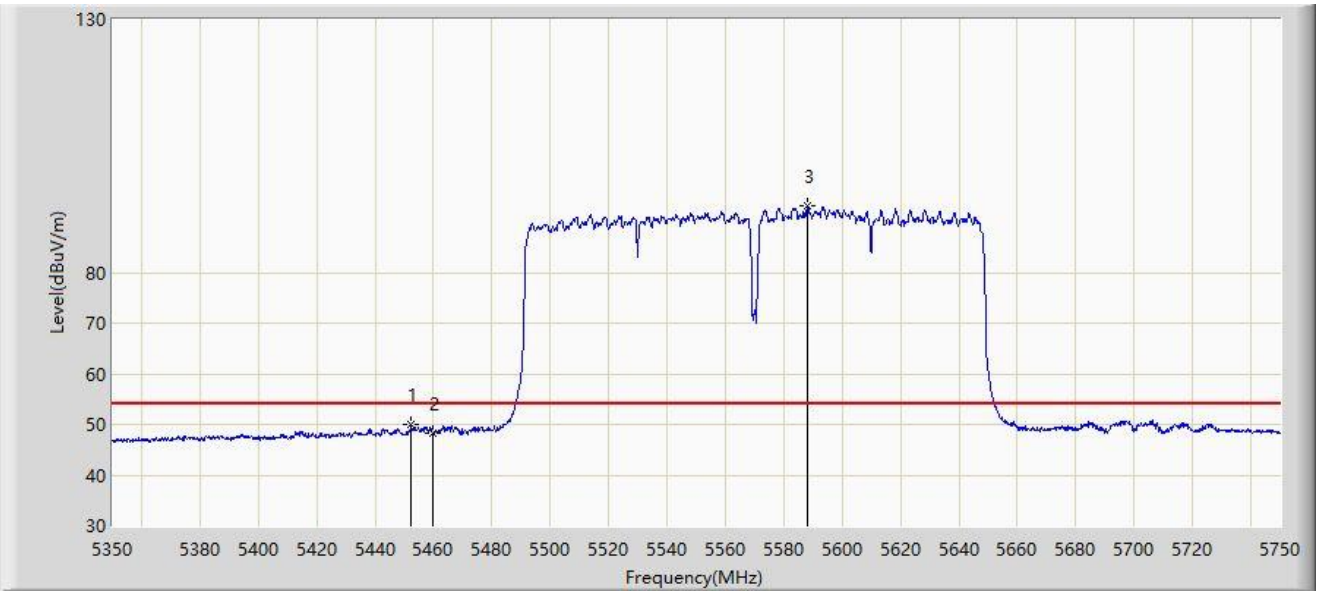

No	Flag	Mark	Frequency (MHz)	Measure Level (dBμV/m)	Reading Level (dBμV)	Margin (dB)	Limit (dBμV/m)	Factor (dB/m)	Type
1			5452.400	49.960	45.835	-4.040	54.000	4.125	AV
2			5460.000	48.172	43.964	-5.828	54.000	4.208	AV
3		*	5588.200	93.098	88.300	N/A	N/A	4.799	AV

Note: Measure Level (dBμV/m) = Reading Level (dBμV) + Factor (dB/m)

Factor (dB/m) = Cable Loss (dB) + Antenna Factor (dB/m) - Pre_Amplifier Gain (dB).

Site: WZ-AC2	Time: 2022/02/27 - 16:57
Limit: FCC_Part15_Band Edge(3m)	Engineer: Bob Zhang
Probe: WZ-AC2_BBHA9120D_1-18GHz	Polarity: Vertical
EUT: Fiber Wireless Router FWR226e	Power: AC 120V/60Hz
Note: Transmit by 802.11ac-VHT160 at Channel 5570MHz	

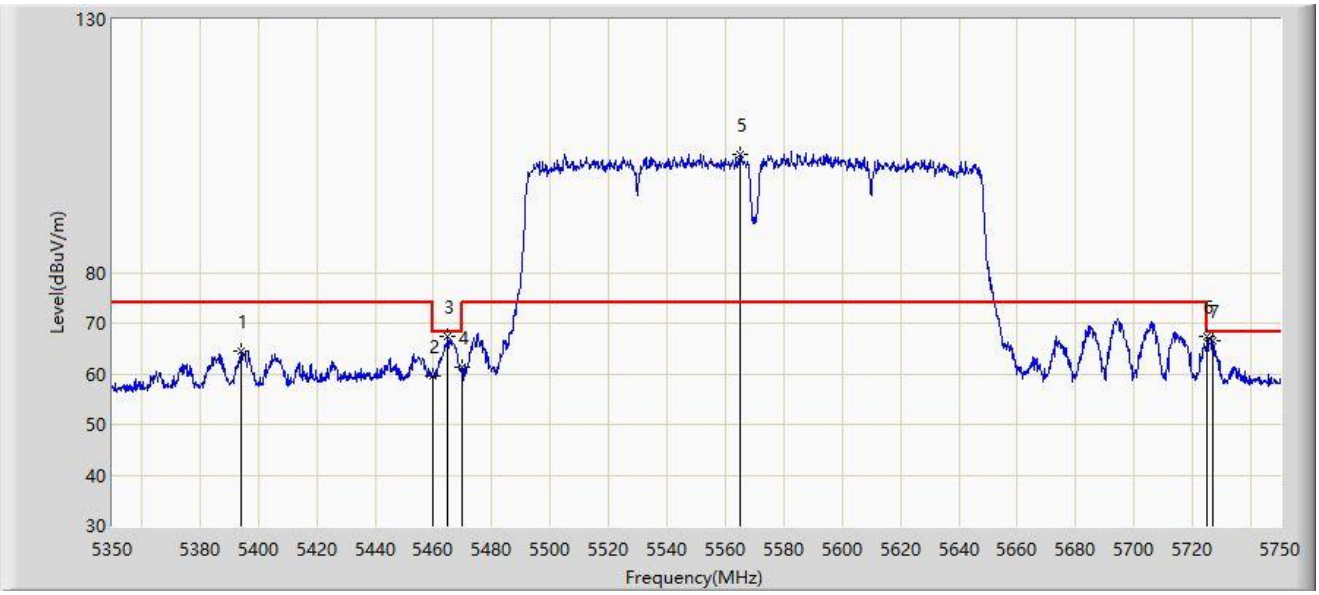

No	Flag	Mark	Frequency (MHz)	Measure Level (dBμV/m)	Reading Level (dBμV)	Margin (dB)	Limit (dBμV/m)	Factor (dB/m)	Type
1			5394.000	64.467	60.225	-9.533	74.000	4.242	PK
2			5460.000	59.584	55.376	-14.416	74.000	4.208	PK
3			5464.800	67.372	63.223	-0.828	68.200	4.149	PK
4			5470.000	61.369	57.285	-6.831	68.200	4.084	PK
5		*	5564.800	103.369	98.935	N/A	N/A	4.434	PK
6			5725.000	67.462	62.096	-0.738	68.200	5.366	PK
7			5727.000	66.615	61.219	-1.585	68.200	5.396	PK

Note: Measure Level (dBμV/m) = Reading Level (dBμV) + Factor (dB/m)

Factor (dB/m) = Cable Loss (dB) + Antenna Factor (dB/m) - Pre_Amplifier Gain (dB).

Site: WZ-AC2	Time: 2022/02/27 - 16:59
Limit: FCC_Part15_Band Edge(3m)	Engineer: Bob Zhang
Probe: WZ-AC2_BBHA9120D_1-18GHz	Polarity: Vertical
EUT: Fiber Wireless Router FWR226e	Power: AC 120V/60Hz
Note: Transmit by 802.11ac-VHT160 at Channel 5570MHz	

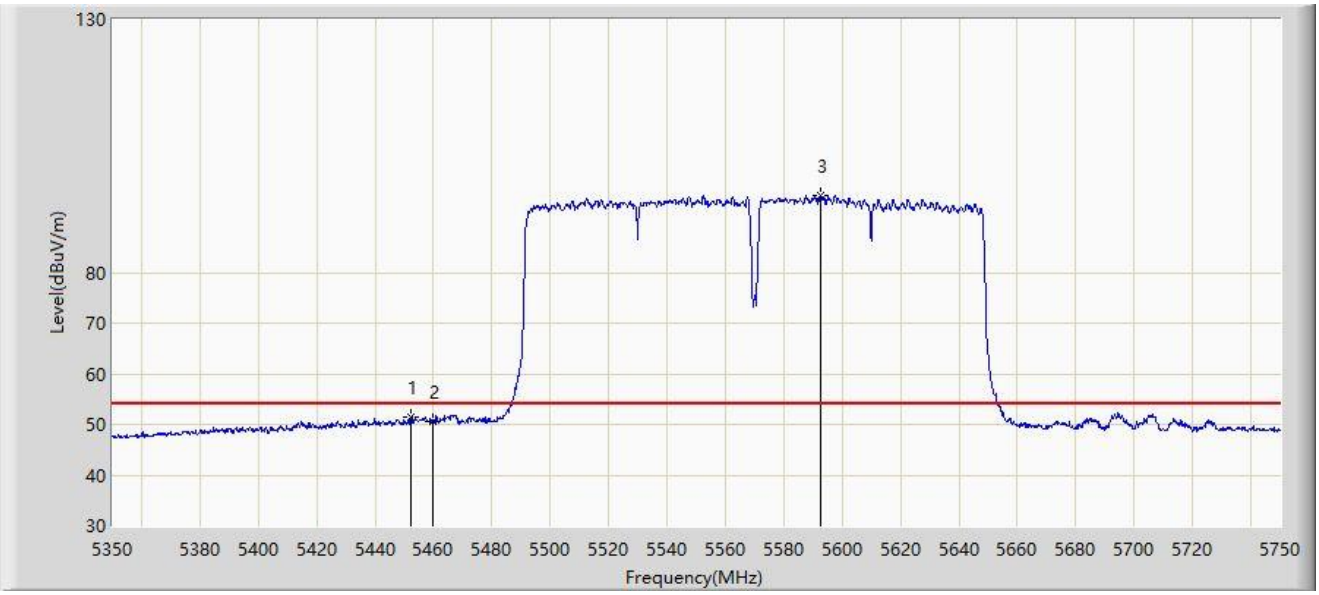

No	Flag	Mark	Frequency (MHz)	Measure Level (dBμV/m)	Reading Level (dBμV)	Margin (dB)	Limit (dBμV/m)	Factor (dB/m)	Type
1			5452.200	51.397	47.271	-2.603	54.000	4.127	AV
2			5460.000	50.451	46.243	-3.549	54.000	4.208	AV
3		*	5592.600	95.180	90.396	N/A	N/A	4.784	AV

Note: Measure Level (dBμV/m) = Reading Level (dBμV) + Factor (dB/m)

Factor (dB/m) = Cable Loss (dB) + Antenna Factor (dB/m) - Pre_Amplifier Gain (dB).

Site: WZ-AC2	Time: 2022/03/04 - 19:37
Limit: FCC_Part15_Band Edge(3m)	Engineer: Bob Zhang
Probe: WZ-AC2_BBHA9120D_1-18GHz	Polarity: Horizontal
EUT: Fiber Wireless Router FWR226e	Power: AC 120V/60Hz
Note: Transmit by 802.11ax-HE20 at Channel 5320MHz	

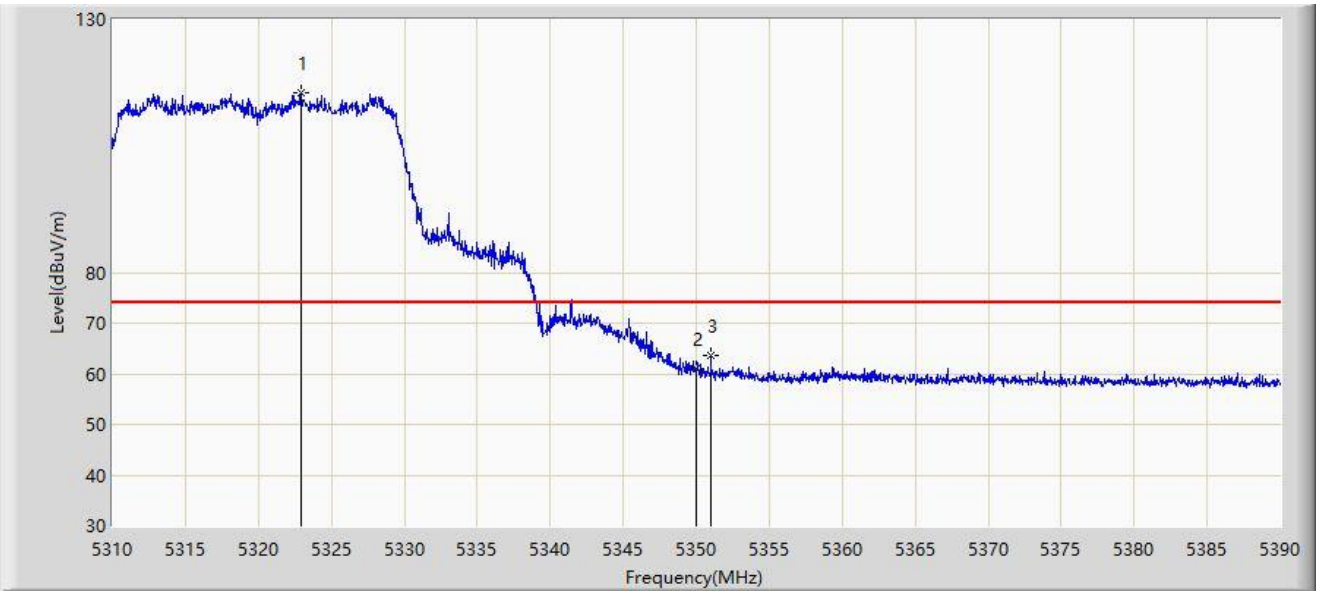

No	Flag	Mark	Frequency (MHz)	Measure Level (dBμV/m)	Reading Level (dBμV)	Margin (dB)	Limit (dBμV/m)	Factor (dB/m)	Type
1		*	5322.920	115.649	112.119	N/A	N/A	3.530	PK
2			5350.000	60.901	57.015	-13.099	74.000	3.886	PK
3			5351.000	63.512	59.605	-10.488	74.000	3.906	PK

Note: Measure Level (dBμV/m) = Reading Level (dBμV) + Factor (dB/m)

Factor (dB/m) = Cable Loss (dB) + Antenna Factor (dB/m) - Pre_Amplifier Gain (dB).

Site: WZ-AC2	Time: 2022/03/04 - 19:36
Limit: FCC_Part15_Band Edge(3m)	Engineer: Bob Zhang
Probe: WZ-AC2_BBHA9120D_1-18GHz	Polarity: Horizontal
EUT: Fiber Wireless Router FWR226e	Power: AC 120V/60Hz
Note: Transmit by 802.11ax-HE20 at Channel 5320MHz	

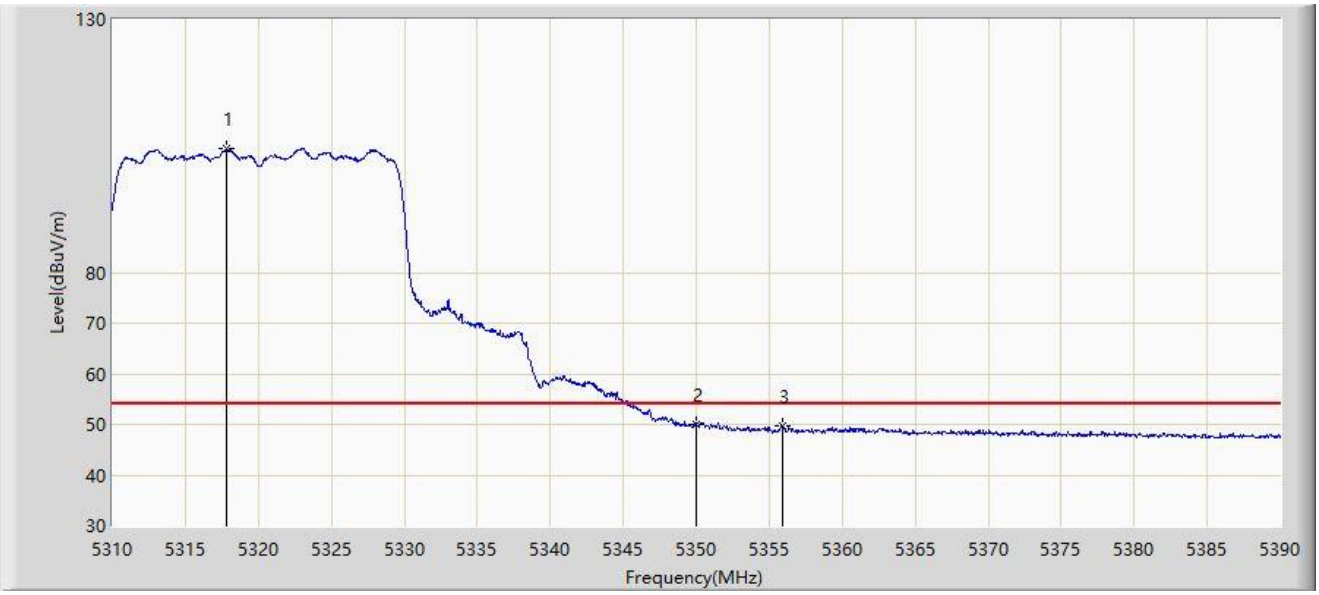

No	Flag	Mark	Frequency (MHz)	Measure Level (dBμV/m)	Reading Level (dBμV)	Margin (dB)	Limit (dBμV/m)	Factor (dB/m)	Type
1		*	5317.800	104.394	100.878	N/A	N/A	3.516	AV
2			5350.000	49.910	46.024	-4.090	54.000	3.886	AV
3			5355.880	49.737	45.744	-4.263	54.000	3.993	AV

Note: Measure Level (dBμV/m) = Reading Level (dBμV) + Factor (dB/m)

Factor (dB/m) = Cable Loss (dB) + Antenna Factor (dB/m) - Pre_Amplifier Gain (dB).

Site: WZ-AC2	Time: 2022/03/04 - 19:35
Limit: FCC_Part15_Band Edge(3m)	Engineer: Bob Zhang
Probe: WZ-AC2_BBHA9120D_1-18GHz	Polarity: Vertical
EUT: Fiber Wireless Router FWR226e	Power: AC 120V/60Hz
Note: Transmit by 802.11ax-HE20 at Channel 5320MHz	

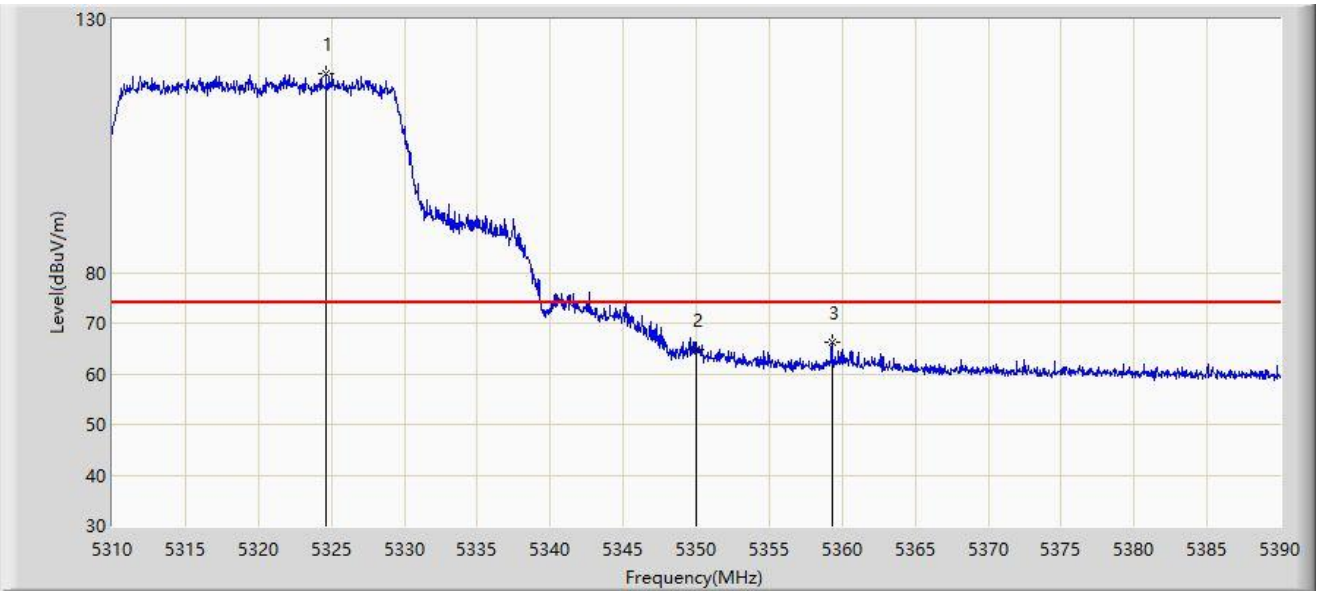

No	Flag	Mark	Frequency (MHz)	Measure Level (dBμV/m)	Reading Level (dBμV)	Margin (dB)	Limit (dBμV/m)	Factor (dB/m)	Type
1		*	5324.640	119.372	115.837	N/A	N/A	3.536	PK
2			5350.000	64.666	60.780	-9.334	74.000	3.886	PK
3			5359.280	66.260	62.209	-7.740	74.000	4.051	PK

Note: Measure Level (dBμV/m) = Reading Level (dBμV) + Factor (dB/m)

Factor (dB/m) = Cable Loss (dB) + Antenna Factor (dB/m) - Pre_Amplifier Gain (dB).

Site: WZ-AC2	Time: 2022/03/04 - 19:29
Limit: FCC_Part15_Band Edge(3m)	Engineer: Bob Zhang
Probe: WZ-AC2_BBHA9120D_1-18GHz	Polarity: Vertical
EUT: Fiber Wireless Router FWR226e	Power: AC 120V/60Hz
Note: Transmit by 802.11ax-HE20 at Channel 5320MHz	

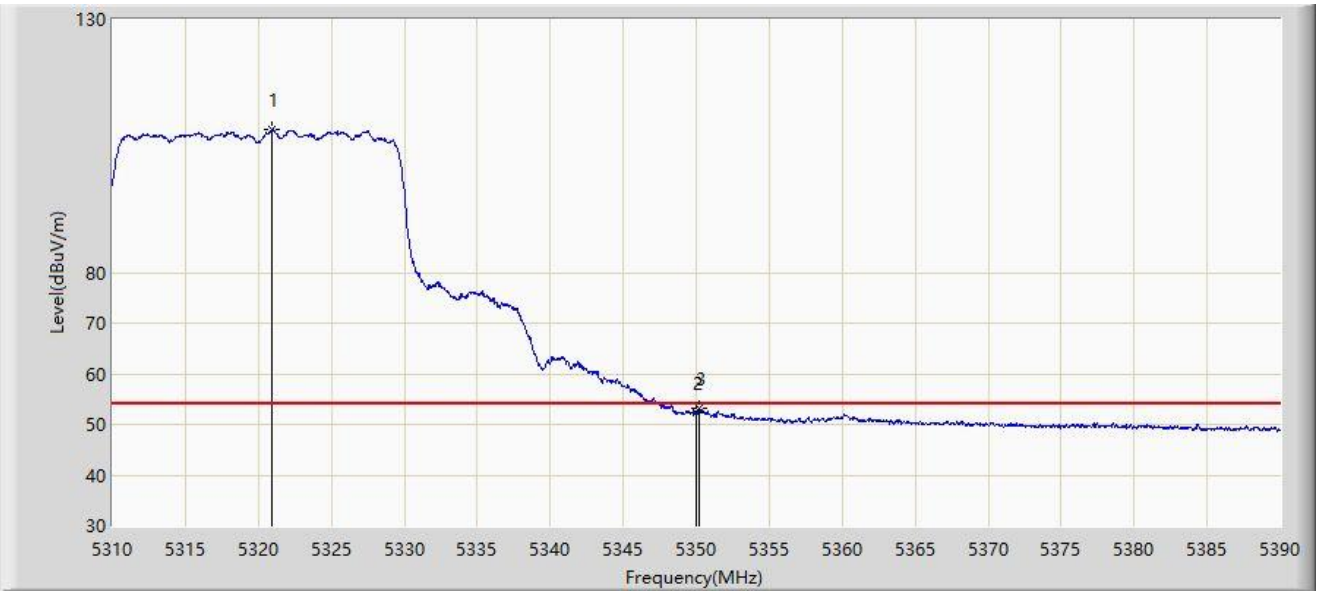

No	Flag	Mark	Frequency (MHz)	Measure Level (dBμV/m)	Reading Level (dBμV)	Margin (dB)	Limit (dBμV/m)	Factor (dB/m)	Type
1	X	*	5320.960	108.147	104.623	N/A	N/A	3.524	AV
2			5350.000	52.370	48.484	-1.630	54.000	3.886	AV
3			5350.200	53.198	49.308	-0.802	54.000	3.890	AV

Note: Measure Level (dBμV/m) = Reading Level (dBμV) + Factor (dB/m)

Factor (dB/m) = Cable Loss (dB) + Antenna Factor (dB/m) - Pre_Amplifier Gain (dB).

Site: WZ-AC2	Time: 2022/03/04 - 19:46
Limit: FCC_Part15_Band Edge(3m)	Engineer: Bob Zhang
Probe: WZ-AC2_BBHA9120D_1-18GHz	Polarity: Horizontal
EUT: Fiber Wireless Router FWR226e	Power: AC 120V/60Hz
Note: Transmit by 802.11ax-HE20 at Channel 5500MHz	

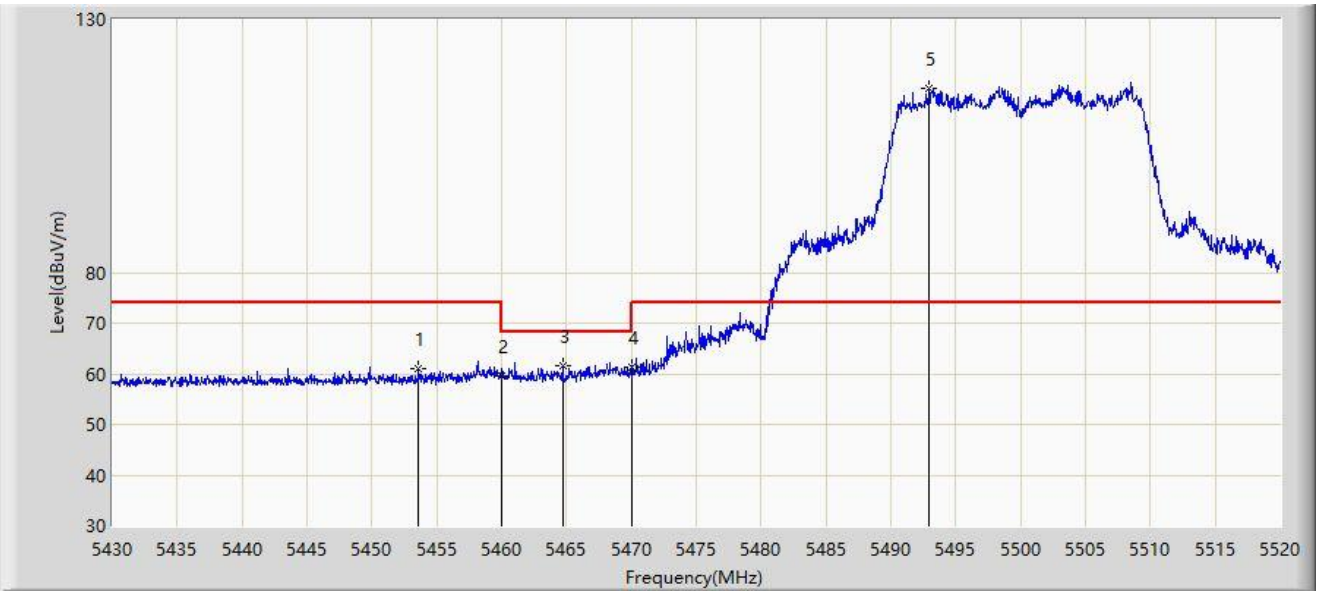

No	Flag	Mark	Frequency (MHz)	Measure Level (dBμV/m)	Reading Level (dBμV)	Margin (dB)	Limit (dBμV/m)	Factor (dB/m)	Type
1			5453.625	60.902	56.612	-13.098	74.000	4.289	PK
2			5460.000	59.524	55.316	-14.476	74.000	4.208	PK
3			5464.695	61.730	57.580	-6.470	68.200	4.150	PK
4			5470.000	61.387	57.303	-6.813	68.200	4.084	PK
5		*	5492.955	116.344	112.090	N/A	N/A	4.254	PK

Note: Measure Level (dBμV/m) = Reading Level (dBμV) + Factor (dB/m)

Factor (dB/m) = Cable Loss (dB) + Antenna Factor (dB/m) - Pre_Amplifier Gain (dB).

Site: WZ-AC2	Time: 2022/03/04 - 19:48
Limit: FCC_Part15_Band Edge(3m)	Engineer: Bob Zhang
Probe: WZ-AC2_BBHA9120D_1-18GHz	Polarity: Horizontal
EUT: Fiber Wireless Router FWR226e	Power: AC 120V/60Hz
Note: Transmit by 802.11ax-HE20 at Channel 5500MHz	

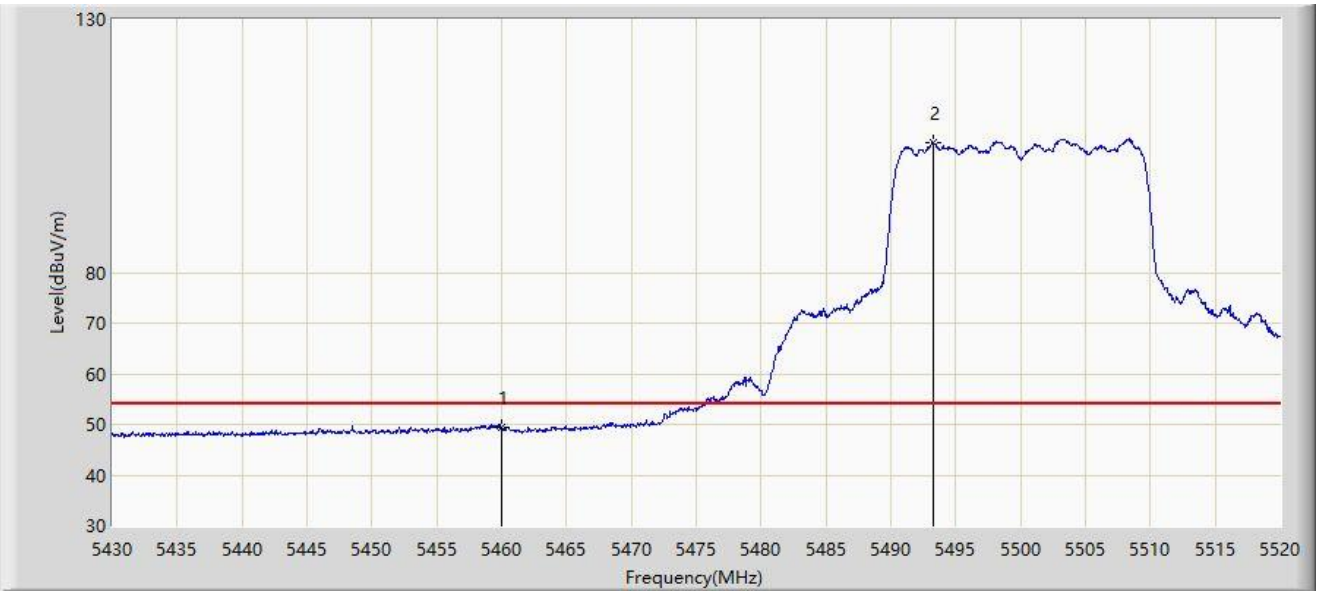

No	Flag	Mark	Frequency (MHz)	Measure Level (dBμV/m)	Reading Level (dBμV)	Margin (dB)	Limit (dBμV/m)	Factor (dB/m)	Type
1			5460.000	49.424	45.216	-4.576	54.000	4.208	AV
2		*	5493.225	105.635	101.377	N/A	N/A	4.258	AV

Note: Measure Level (dBμV/m) = Reading Level (dBμV) + Factor (dB/m)

Factor (dB/m) = Cable Loss (dB) + Antenna Factor (dB/m) - Pre_Amplifier Gain (dB).

Site: WZ-AC2	Time: 2022/03/04 - 19:42
Limit: FCC_Part15_Band Edge(3m)	Engineer: Bob Zhang
Probe: WZ-AC2_BBHA9120D_1-18GHz	Polarity: Vertical
EUT: Fiber Wireless Router FWR226e	Power: AC 120V/60Hz
Note: Transmit by 802.11ax-HE20 at Channel 5500MHz	

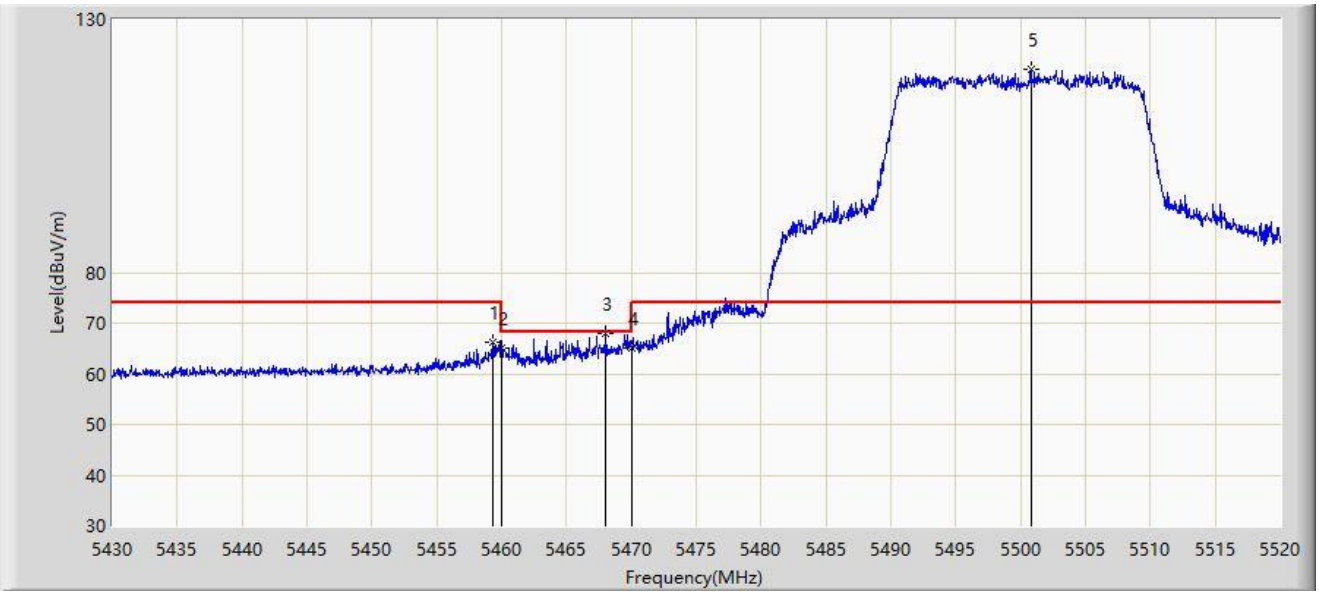

No	Flag	Mark	Frequency (MHz)	Measure Level (dBμV/m)	Reading Level (dBμV)	Margin (dB)	Limit (dBμV/m)	Factor (dB/m)	Type
1			5459.340	66.295	62.079	-7.705	74.000	4.217	PK
2			5460.000	65.201	60.993	-8.799	74.000	4.208	PK
3			5468.025	67.868	63.759	-0.332	68.200	4.109	PK
4			5470.000	65.087	61.003	-3.113	68.200	4.084	PK
5		*	5500.785	120.071	115.706	N/A	N/A	4.365	PK

Note: Measure Level (dBμV/m) = Reading Level (dBμV) + Factor (dB/m)

Factor (dB/m) = Cable Loss (dB) + Antenna Factor (dB/m) - Pre_Amplifier Gain (dB).

Site: WZ-AC2	Time: 2022/03/04 - 19:45
Limit: FCC_Part15_Band Edge(3m)	Engineer: Bob Zhang
Probe: WZ-AC2_BBHA9120D_1-18GHz	Polarity: Vertical
EUT: Fiber Wireless Router FWR226e	Power: AC 120V/60Hz
Note: Transmit by 802.11ax-HE20 at Channel 5500MHz	

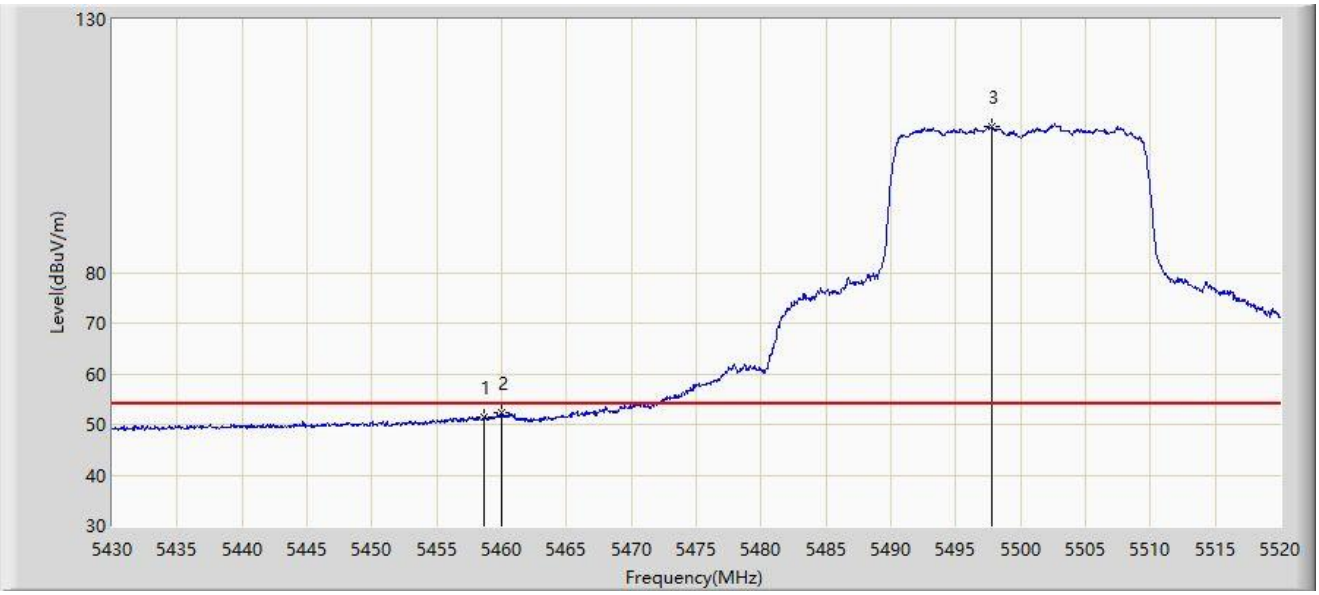

No	Flag	Mark	Frequency (MHz)	Measure Level (dBμV/m)	Reading Level (dBμV)	Margin (dB)	Limit (dBμV/m)	Factor (dB/m)	Type
1			5458.665	51.377	47.152	-2.623	54.000	4.225	AV
2			5460.000	52.241	48.033	-1.759	54.000	4.208	AV
3	X	*	5497.770	108.843	104.520	N/A	N/A	4.322	AV

Note: Measure Level (dBμV/m) = Reading Level (dBμV) + Factor (dB/m)

Factor (dB/m) = Cable Loss (dB) + Antenna Factor (dB/m) - Pre_Amplifier Gain (dB).

Site: WZ-AC2	Time: 2022/03/04 - 21:00
Limit: FCC_Part15_Band Edge(3m)	Engineer: Bob Zhang
Probe: WZ-AC2_BBHA9120D_1-18GHz	Polarity: Horizontal
EUT: Fiber Wireless Router FWR226e	Power: AC 120V/60Hz
Note: Transmit by 802.11ax-HE20 at Channel 5700MHz	

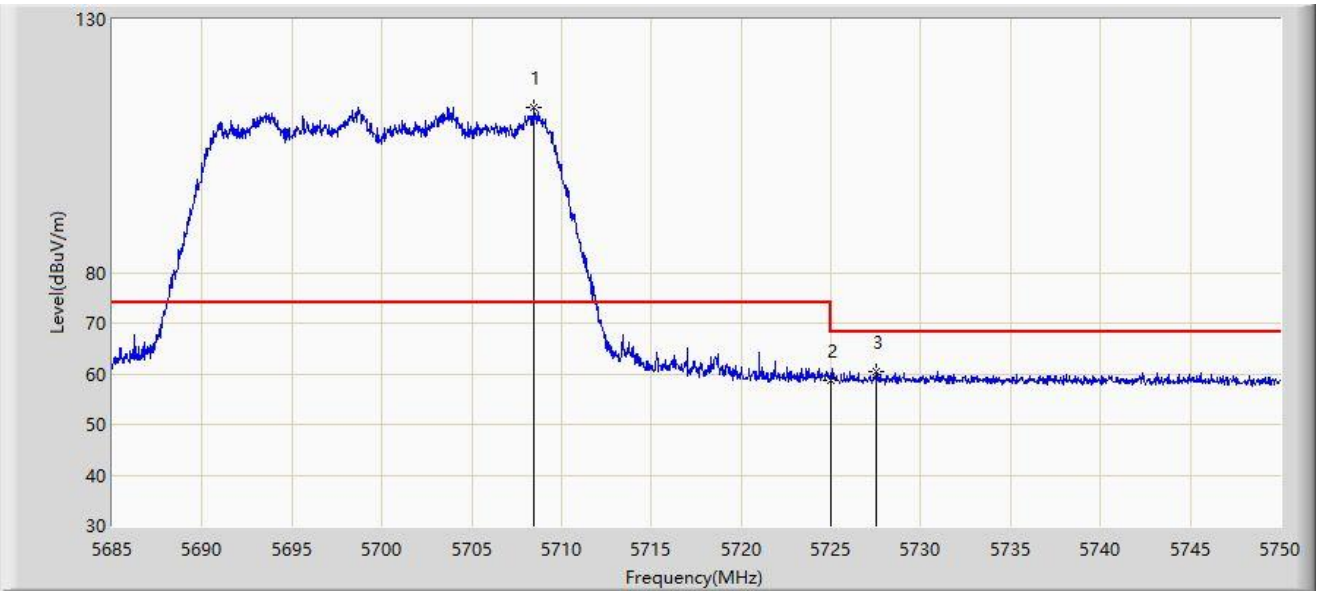

No	Flag	Mark	Frequency (MHz)	Measure Level (dBμV/m)	Reading Level (dBμV)	Margin (dB)	Limit (dBμV/m)	Factor (dB/m)	Type
1		*	5708.498	112.628	107.633	N/A	N/A	4.995	PK
2			5725.000	58.760	53.394	-9.440	68.200	5.366	PK
3			5727.510	60.341	54.942	-7.859	68.200	5.400	PK

Note: Measure Level (dBμV/m) = Reading Level (dBμV) + Factor (dB/m)

Factor (dB/m) = Cable Loss (dB) + Antenna Factor (dB/m) - Pre_Amplifier Gain (dB).

Site: WZ-AC2	Time: 2022/03/04 - 20:58
Limit: FCC_Part15_Band Edge(3m)	Engineer: Bob Zhang
Probe: WZ-AC2_BBHA9120D_1-18GHz	Polarity: Vertical
EUT: Fiber Wireless Router FWR226e	Power: AC 120V/60Hz
Note: Transmit by 802.11ax-HE20 at Channel 5700MHz	

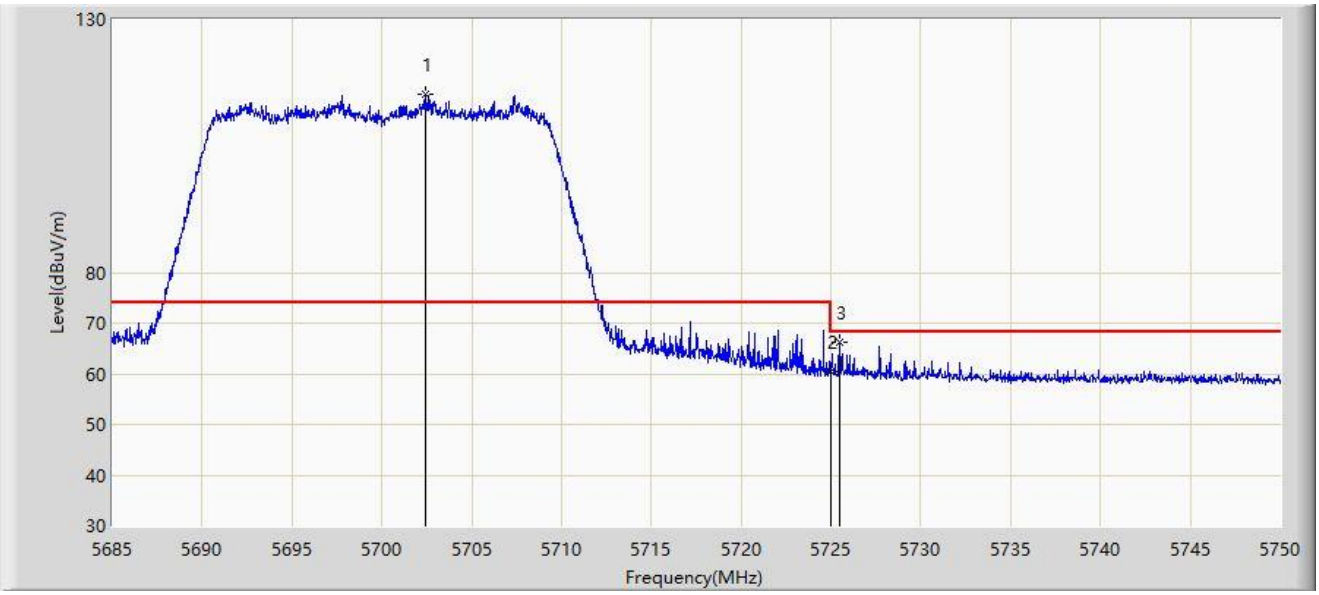

No	Flag	Mark	Frequency (MHz)	Measure Level (dBμV/m)	Reading Level (dBμV)	Margin (dB)	Limit (dBμV/m)	Factor (dB/m)	Type
1		*	5702.420	115.329	110.335	N/A	N/A	4.994	PK
2			5725.000	60.470	55.104	-7.730	68.200	5.366	PK
3			5725.495	66.366	60.989	-1.834	68.200	5.377	PK

Note: Measure Level (dBμV/m) = Reading Level (dBμV) + Factor (dB/m)

Factor (dB/m) = Cable Loss (dB) + Antenna Factor (dB/m) - Pre_Amplifier Gain (dB).

Site: WZ-AC2	Time: 2022/03/04 - 21:47
Limit: FCC_Part15_Band Edge(3m)	Engineer: Bob Zhang
Probe: WZ-AC2_BBHA9120D_1-18GHz	Polarity: Horizontal
EUT: Fiber Wireless Router FWR226e	Power: AC 120V/60Hz
Note: Transmit by 802.11ax-HE40 at Channel 5310MHz	

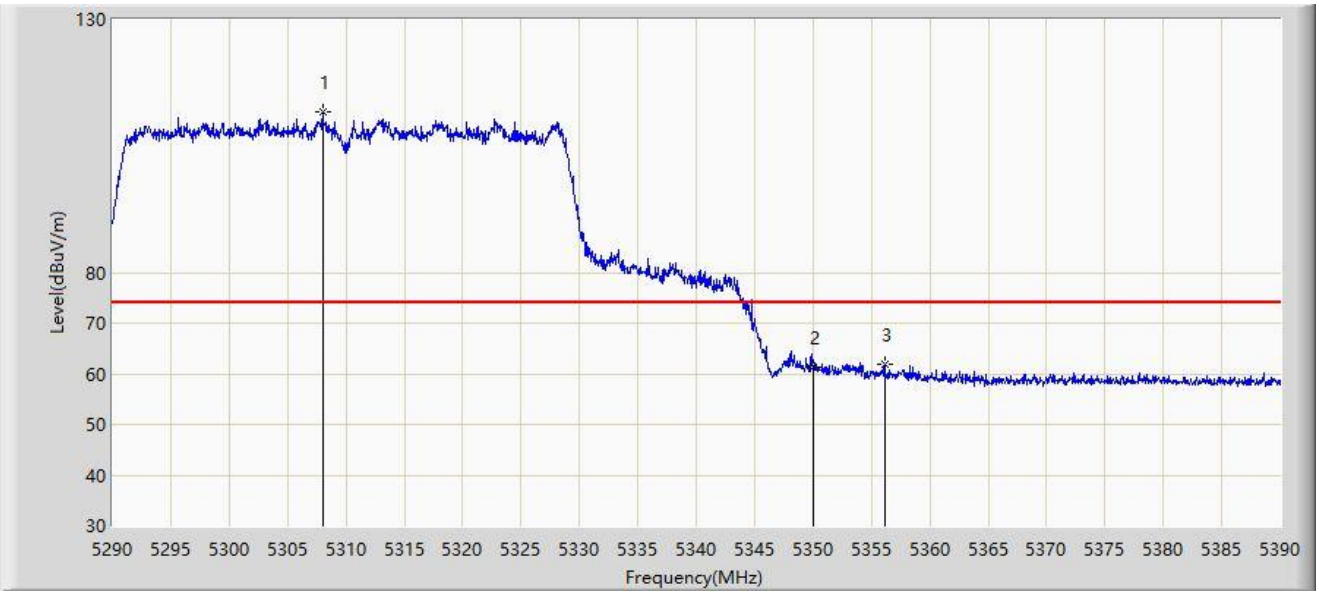

No	Flag	Mark	Frequency (MHz)	Measure Level (dBμV/m)	Reading Level (dBμV)	Margin (dB)	Limit (dBμV/m)	Factor (dB/m)	Type
1		*	5308.000	111.612	108.003	N/A	N/A	3.608	PK
2			5350.000	61.295	57.409	-12.705	74.000	3.886	PK
3			5356.150	61.894	58.090	-12.106	74.000	3.804	PK

Note: Measure Level (dBμV/m) = Reading Level (dBμV) + Factor (dB/m)

Factor (dB/m) = Cable Loss (dB) + Antenna Factor (dB/m) - Pre_Amplifier Gain (dB).

Site: WZ-AC2	Time: 2022/03/04 - 21:46
Limit: FCC_Part15_Band Edge(3m)	Engineer: Bob Zhang
Probe: WZ-AC2_BBHA9120D_1-18GHz	Polarity: Horizontal
EUT: Fiber Wireless Router FWR226e	Power: AC 120V/60Hz
Note: Transmit by 802.11ax-HE40 at Channel 5310MHz	

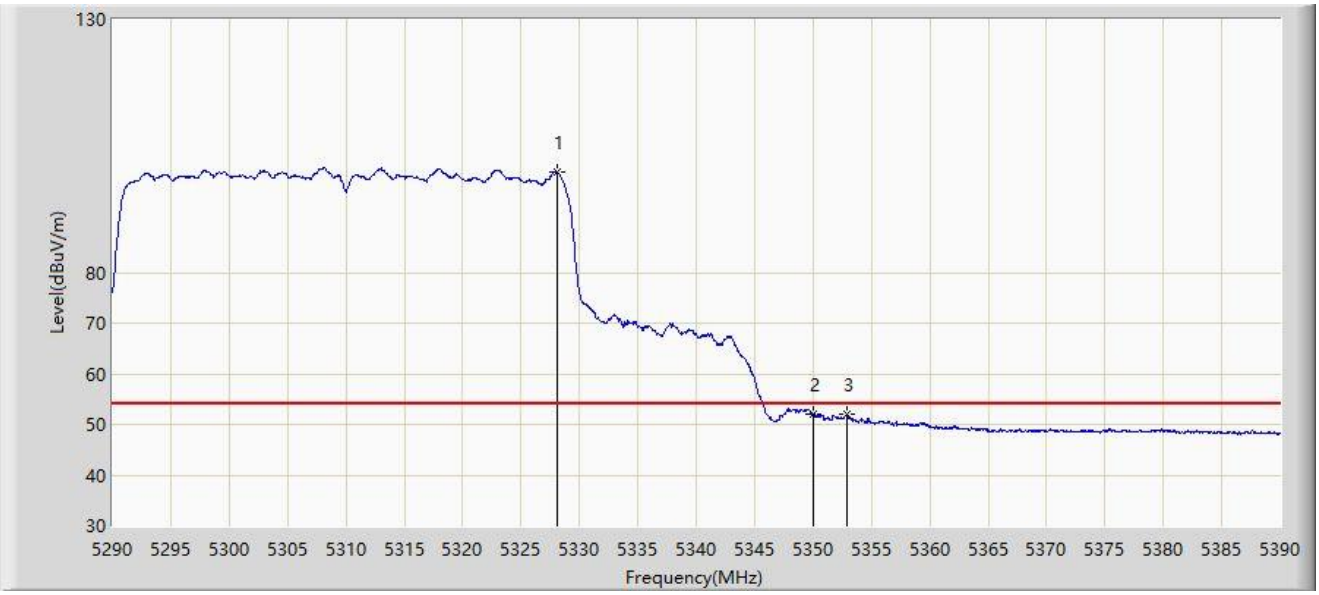

No	Flag	Mark	Frequency (MHz)	Measure Level (dBμV/m)	Reading Level (dBμV)	Margin (dB)	Limit (dBμV/m)	Factor (dB/m)	Type
1		*	5328.050	99.721	96.175	N/A	N/A	3.546	AV
2			5350.000	52.134	48.248	-1.866	54.000	3.886	AV
3			5352.850	51.960	48.019	-2.040	54.000	3.942	AV

Note: Measure Level (dBμV/m) = Reading Level (dBμV) + Factor (dB/m)

Factor (dB/m) = Cable Loss (dB) + Antenna Factor (dB/m) - Pre_Amplifier Gain (dB).

Site: WZ-AC2	Time: 2022/03/04 - 21:34
Limit: FCC_Part15_Band Edge(3m)	Engineer: Bob Zhang
Probe: WZ-AC2_BBHA9120D_1-18GHz	Polarity: Vertical
EUT: Fiber Wireless Router FWR226e	Power: AC 120V/60Hz
Note: Transmit by 802.11ax-HE40 at Channel 5310MHz	

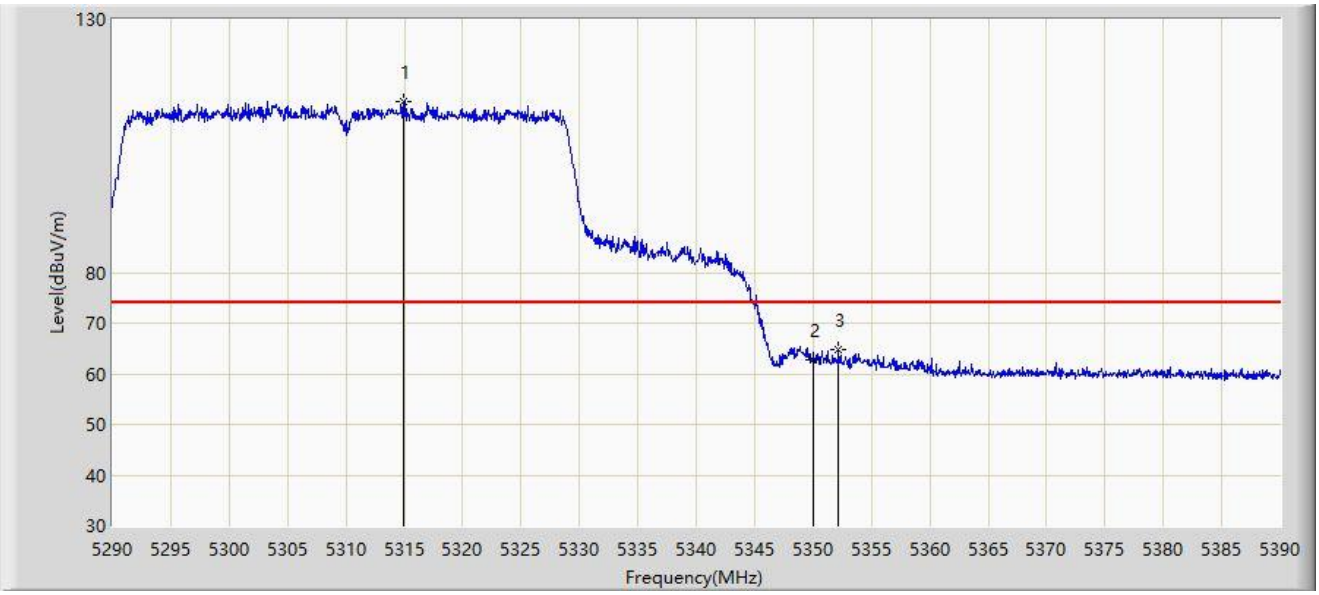

No	Flag	Mark	Frequency (MHz)	Measure Level (dBμV/m)	Reading Level (dBμV)	Margin (dB)	Limit (dBμV/m)	Factor (dB/m)	Type
1		*	5314.950	113.905	110.371	N/A	N/A	3.534	PK
2			5350.000	62.632	58.746	-11.368	74.000	3.886	PK
3			5352.200	64.835	60.905	-9.165	74.000	3.931	PK

Note: Measure Level (dBμV/m) = Reading Level (dBμV) + Factor (dB/m)

Factor (dB/m) = Cable Loss (dB) + Antenna Factor (dB/m) - Pre_Amplifier Gain (dB).

Site: WZ-AC2	Time: 2022/03/04 - 21:29
Limit: FCC_Part15_Band Edge(3m)	Engineer: Bob Zhang
Probe: WZ-AC2_BBHA9120D_1-18GHz	Polarity: Vertical
EUT: Fiber Wireless Router FWR226e	Power: AC 120V/60Hz
Note: Transmit by 802.11ax-HE40 at Channel 5310MHz	

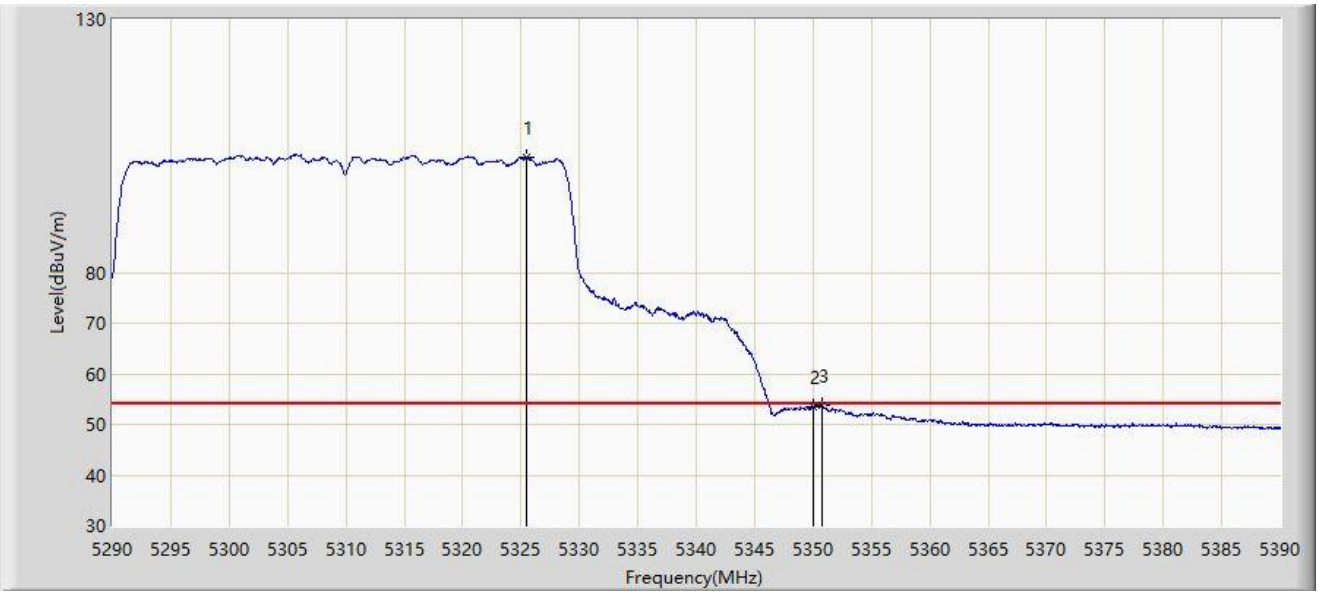

No	Flag	Mark	Frequency (MHz)	Measure Level (dBμV/m)	Reading Level (dBμV)	Margin (dB)	Limit (dBμV/m)	Factor (dB/m)	Type
1		*	5325.500	102.853	99.315	N/A	N/A	3.538	AV
2			5350.000	53.378	49.492	-0.622	54.000	3.886	AV
3			5350.750	53.799	49.898	-0.201	54.000	3.902	AV

Note: Measure Level (dBμV/m) = Reading Level (dBμV) + Factor (dB/m)

Factor (dB/m) = Cable Loss (dB) + Antenna Factor (dB/m) - Pre_Amplifier Gain (dB).

Site: WZ-AC2	Time: 2022/03/04 - 21:56
Limit: FCC_Part15_Band Edge(3m)	Engineer: Bob Zhang
Probe: WZ-AC2_BBHA9120D_1-18GHz	Polarity: Horizontal
EUT: Fiber Wireless Router FWR226e	Power: AC 120V/60Hz
Note: Transmit by 802.11ax-HE40 at Channel 5510MHz	

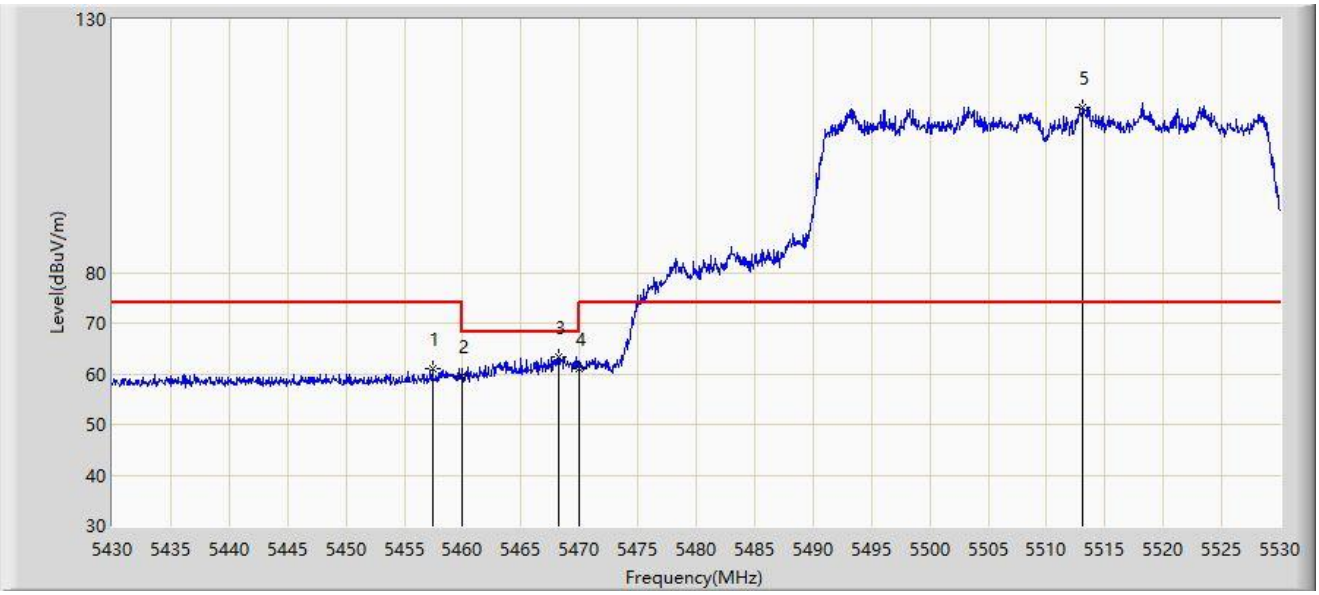

No	Flag	Mark	Frequency (MHz)	Measure Level (dBμV/m)	Reading Level (dBμV)	Margin (dB)	Limit (dBμV/m)	Factor (dB/m)	Type
1			5457.400	60.971	56.731	-13.029	74.000	4.240	PK
2			5460.000	59.595	55.387	-14.405	74.000	4.208	PK
3			5468.200	63.412	59.305	-4.788	68.200	4.107	PK
4			5470.000	61.131	57.047	-7.069	68.200	4.084	PK
5		*	5513.100	112.565	108.147	N/A	N/A	4.418	PK

Note: Measure Level (dBμV/m) = Reading Level (dBμV) + Factor (dB/m)

Factor (dB/m) = Cable Loss (dB) + Antenna Factor (dB/m) - Pre_Amplifier Gain (dB).

Site: WZ-AC2	Time: 2022/03/04 - 21:57
Limit: FCC_Part15_Band Edge(3m)	Engineer: Bob Zhang
Probe: WZ-AC2_BBHA9120D_1-18GHz	Polarity: Horizontal
EUT: Fiber Wireless Router FWR226e	Power: AC 120V/60Hz
Note: Transmit by 802.11ax-HE40 at Channel 5510MHz	

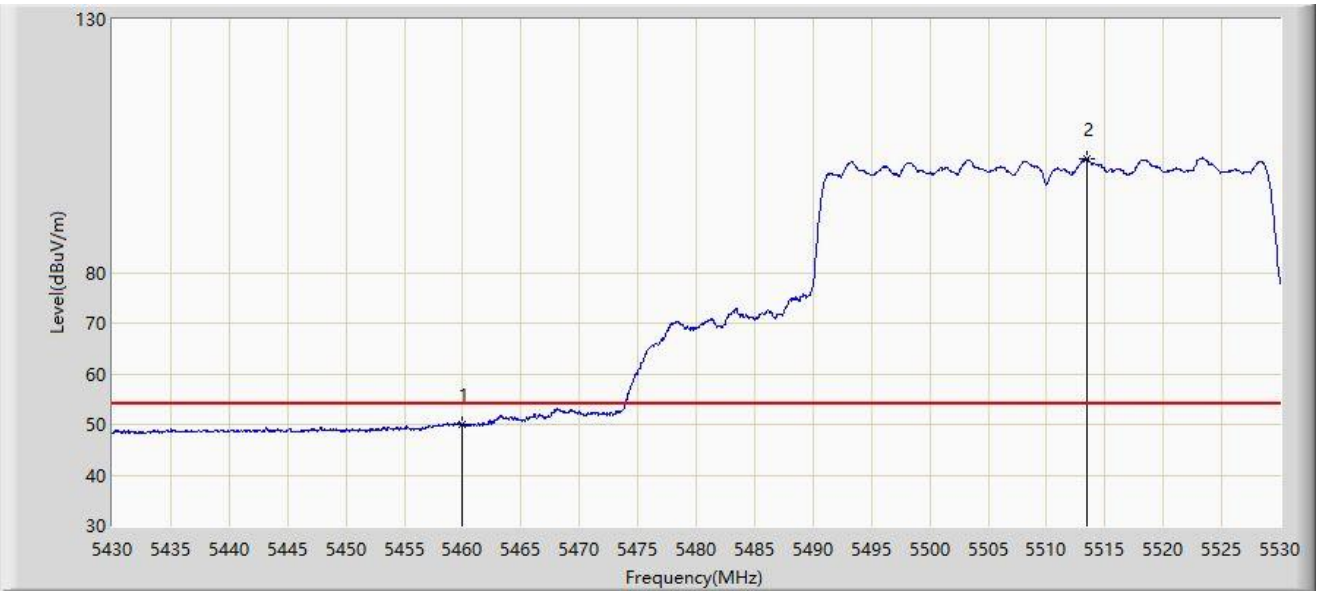

No	Flag	Mark	Frequency (MHz)	Measure Level (dBμV/m)	Reading Level (dBμV)	Margin (dB)	Limit (dBμV/m)	Factor (dB/m)	Type
1			5460.000	49.932	45.724	-4.068	54.000	4.208	AV
2		*	5513.450	102.509	98.090	N/A	N/A	4.419	AV

Note: Measure Level (dBμV/m) = Reading Level (dBμV) + Factor (dB/m)

Factor (dB/m) = Cable Loss (dB) + Antenna Factor (dB/m) - Pre_Amplifier Gain (dB).

Site: WZ-AC2	Time: 2022/03/04 - 21:53
Limit: FCC_Part15_Band Edge(3m)	Engineer: Bob Zhang
Probe: WZ-AC2_BBHA9120D_1-18GHz	Polarity: Vertical
EUT: Fiber Wireless Router FWR226e	Power: AC 120V/60Hz
Note: Transmit by 802.11ax-HE40 at Channel 5510MHz	

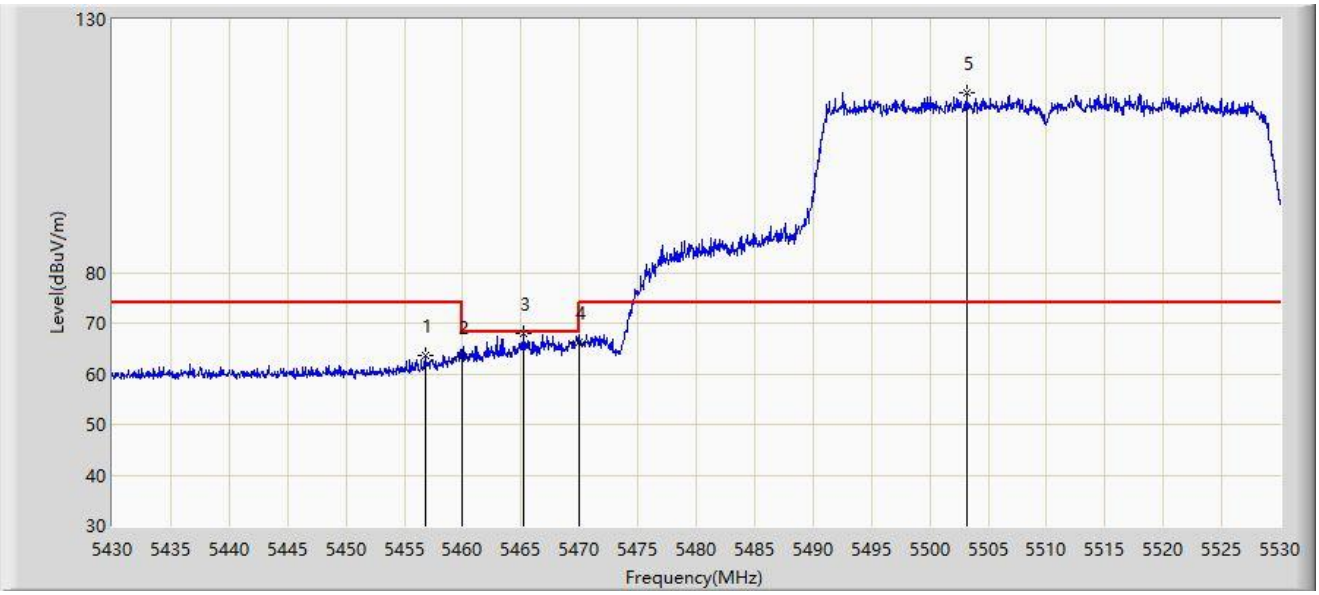

No	Flag	Mark	Frequency (MHz)	Measure Level (dBμV/m)	Reading Level (dBμV)	Margin (dB)	Limit (dBμV/m)	Factor (dB/m)	Type
1			5456.800	63.552	59.304	-10.448	74.000	4.248	PK
2			5460.000	63.340	59.132	-10.660	74.000	4.208	PK
3			5465.200	67.896	63.752	-0.304	68.200	4.143	PK
4			5470.000	66.144	62.060	-2.056	68.200	4.084	PK
5		*	5503.150	115.586	111.187	N/A	N/A	4.399	PK

Note: Measure Level (dBμV/m) = Reading Level (dBμV) + Factor (dB/m)

Factor (dB/m) = Cable Loss (dB) + Antenna Factor (dB/m) - Pre_Amplifier Gain (dB).

Site: WZ-AC2	Time: 2022/03/04 - 21:55
Limit: FCC_Part15_Band Edge(3m)	Engineer: Bob Zhang
Probe: WZ-AC2_BBHA9120D_1-18GHz	Polarity: Vertical
EUT: Fiber Wireless Router FWR226e	Power: AC 120V/60Hz
Note: Transmit by 802.11ax-HE40 at Channel 5510MHz	

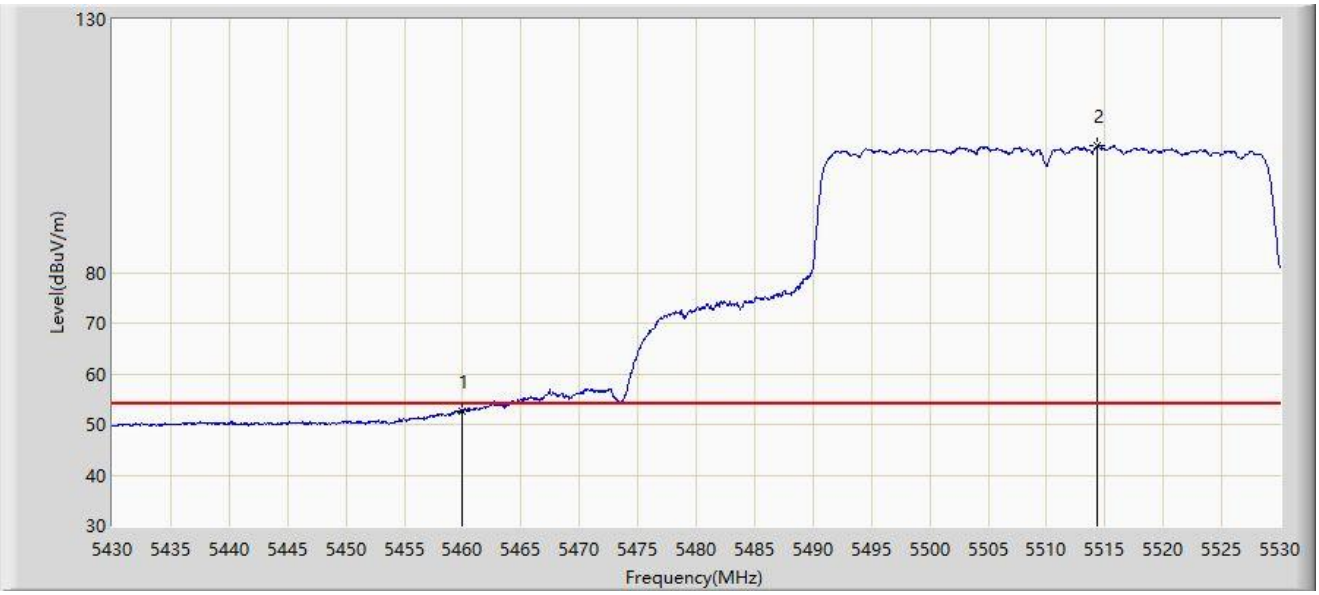

No	Flag	Mark	Frequency (MHz)	Measure Level (dBμV/m)	Reading Level (dBμV)	Margin (dB)	Limit (dBμV/m)	Factor (dB/m)	Type
1			5460.000	52.632	48.424	-1.368	54.000	4.208	AV
2		*	5514.300	105.031	100.609	N/A	N/A	4.423	AV

Note: Measure Level (dBμV/m) = Reading Level (dBμV) + Factor (dB/m)

Factor (dB/m) = Cable Loss (dB) + Antenna Factor (dB/m) - Pre_Amplifier Gain (dB).

Site: WZ-AC2	Time: 2022/03/07 - 10:30
Limit: FCC_Part15_Band Edge(3m)	Engineer: Bob Zhang
Probe: WZ-AC2_BBHA9120D_1-18GHz	Polarity: Horizontal
EUT: Fiber Wireless Router FWR226e	Power: AC 120V/60Hz
Note: Transmit by 802.11ax-HE40 at Channel 5670MHz	

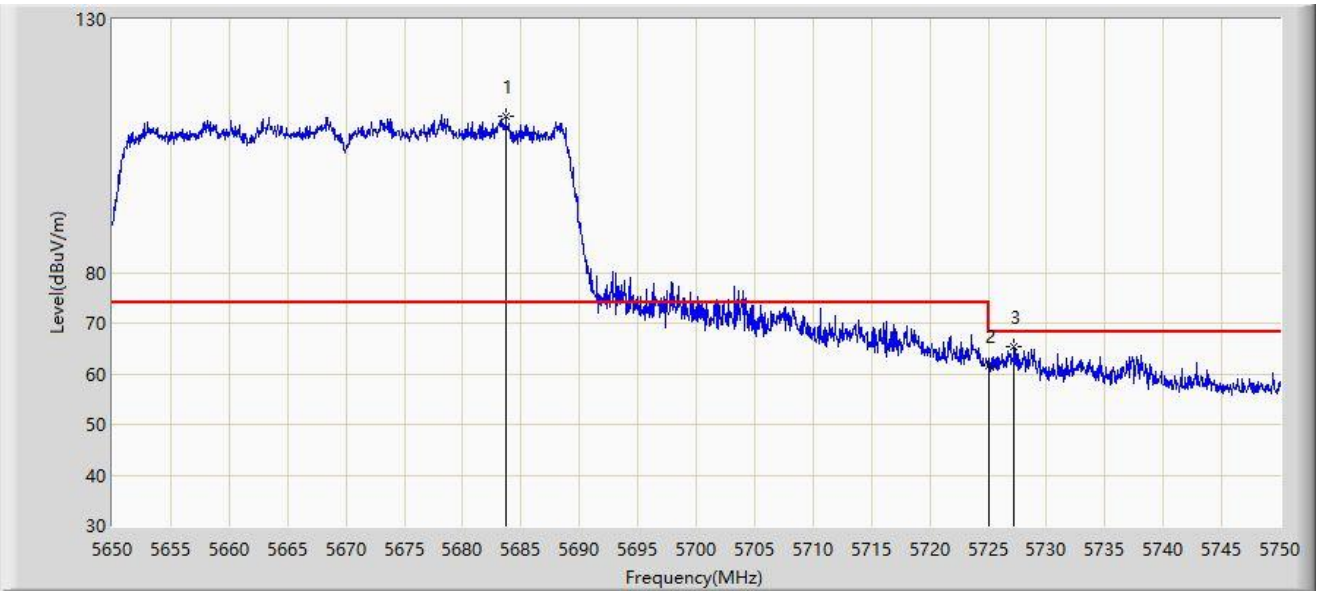

No	Flag	Mark	Frequency (MHz)	Measure Level (dBμV/m)	Reading Level (dBμV)	Margin (dB)	Limit (dBμV/m)	Factor (dB/m)	Type
1		*	5683.700	110.812	105.792	N/A	N/A	5.021	PK
2			5725.000	61.455	56.089	-6.745	68.200	5.366	PK
3			5727.200	65.329	59.932	-2.871	68.200	5.397	PK

Note: Measure Level (dBμV/m) = Reading Level (dBμV) + Factor (dB/m)

Factor (dB/m) = Cable Loss (dB) + Antenna Factor (dB/m) - Pre_Amplifier Gain (dB).

Site: WZ-AC2	Time: 2022/03/07 - 10:26
Limit: FCC_Part15_Band Edge(3m)	Engineer: Bob Zhang
Probe: WZ-AC2_BBHA9120D_1-18GHz	Polarity: Vertical
EUT: Fiber Wireless Router FWR226e	Power: AC 120V/60Hz
Note: Transmit by 802.11ax-HE40 at Channel 5670MHz	

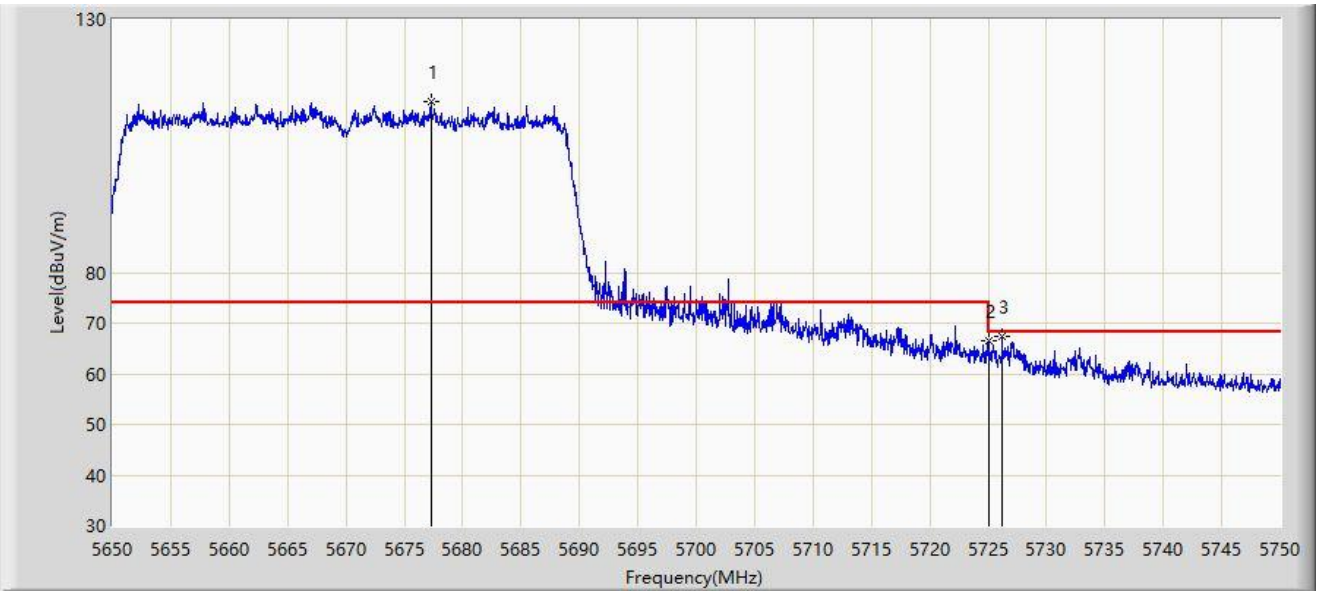

No	Flag	Mark	Frequency (MHz)	Measure Level (dBμV/m)	Reading Level (dBμV)	Margin (dB)	Limit (dBμV/m)	Factor (dB/m)	Type
1		*	5677.300	113.670	108.646	N/A	N/A	5.024	PK
2			5725.000	66.516	61.150	-1.684	68.200	5.366	PK
3			5726.200	67.421	62.031	-0.779	68.200	5.389	PK

Note: Measure Level (dBμV/m) = Reading Level (dBμV) + Factor (dB/m)

Factor (dB/m) = Cable Loss (dB) + Antenna Factor (dB/m) - Pre_Amplifier Gain (dB).

Site: WZ-AC2	Time: 2022/03/07 - 10:52
Limit: FCC_Part15_Band Edge(3m)	Engineer: Bob Zhang
Probe: WZ-AC2_BBHA9120D_1-18GHz	Polarity: Horizontal
EUT: Fiber Wireless Router FWR226e	Power: AC 120V/60Hz
Note: Transmit by 802.11ax-HE80 at Channel 5290MHz	

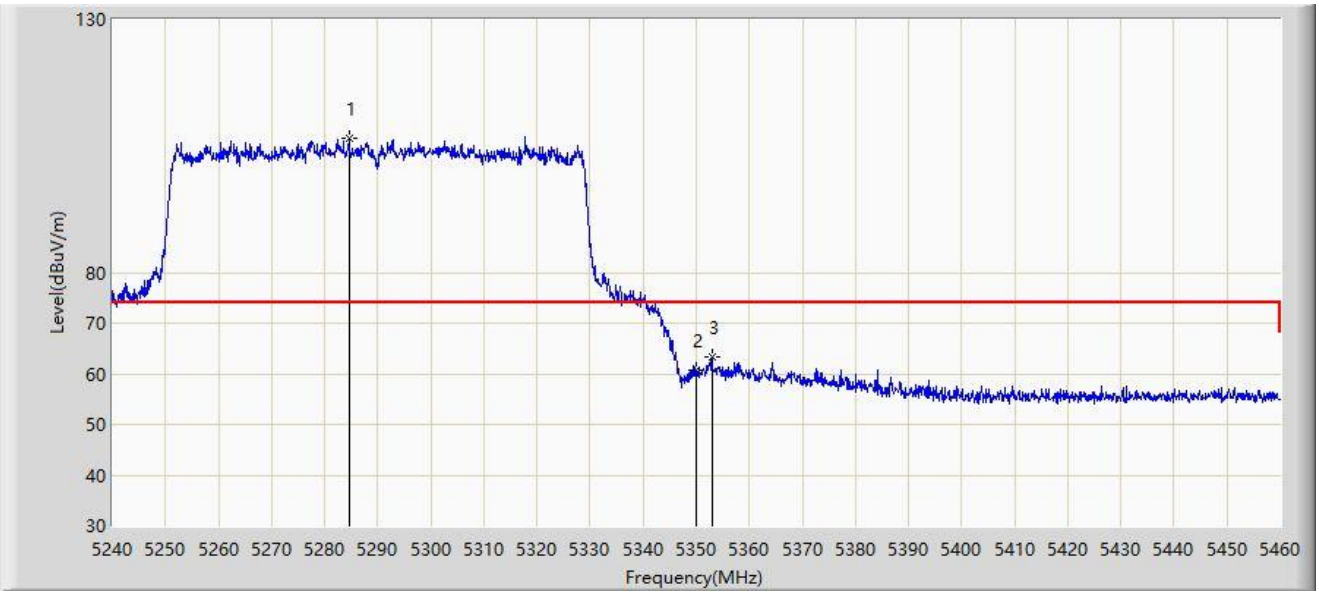

No	Flag	Mark	Frequency (MHz)	Measure Level (dBμV/m)	Reading Level (dBμV)	Margin (dB)	Limit (dBμV/m)	Factor (dB/m)	Type
1		*	5284.550	106.635	102.891	N/A	N/A	3.744	PK
2			5350.000	60.693	56.807	-13.307	74.000	3.886	PK
3			5352.970	63.312	59.369	-10.688	74.000	3.943	PK

Note: Measure Level (dBμV/m) = Reading Level (dBμV) + Factor (dB/m)

Factor (dB/m) = Cable Loss (dB) + Antenna Factor (dB/m) - Pre_Amplifier Gain (dB).

Site: WZ-AC2	Time: 2022/03/07 - 10:51
Limit: FCC_Part15_Band Edge(3m)	Engineer: Bob Zhang
Probe: WZ-AC2_BBHA9120D_1-18GHz	Polarity: Horizontal
EUT: Fiber Wireless Router FWR226e	Power: AC 120V/60Hz
Note: Transmit by 802.11ax-HE80 at Channel 5290MHz	

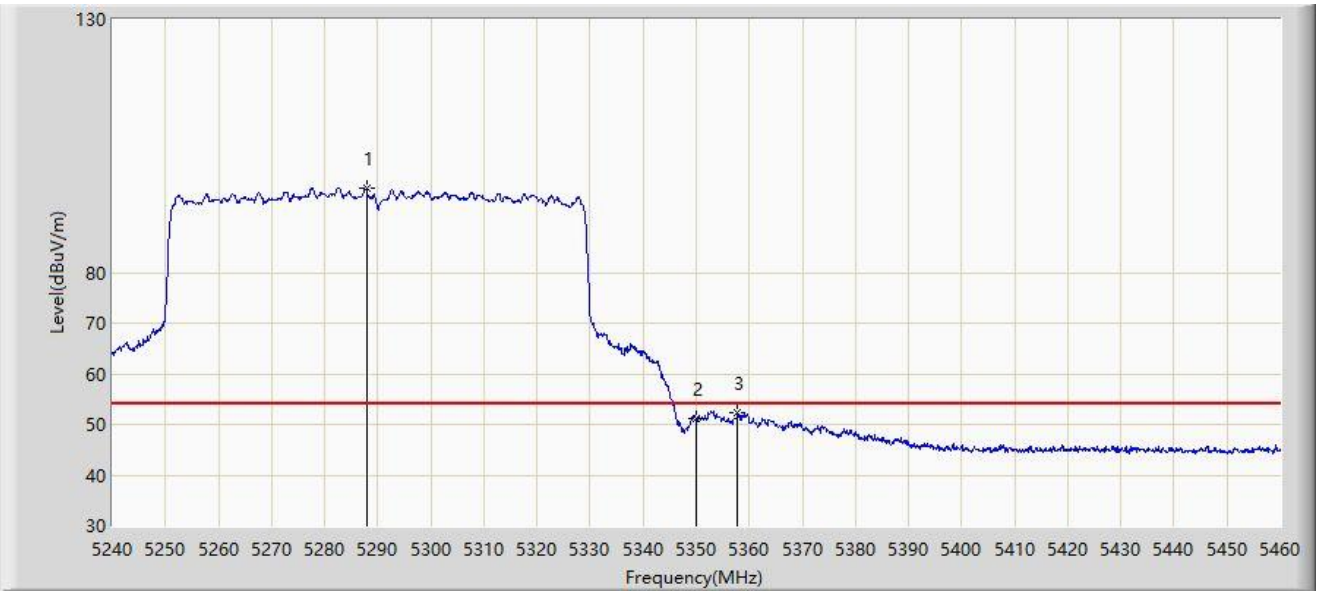

No	Flag	Mark	Frequency (MHz)	Measure Level (dBμV/m)	Reading Level (dBμV)	Margin (dB)	Limit (dBμV/m)	Factor (dB/m)	Type
1		*	5287.850	96.625	92.889	N/A	N/A	3.736	AV
2			5350.000	51.066	47.180	-2.934	54.000	3.886	AV
3			5357.810	52.248	48.222	-1.752	54.000	4.026	AV

Note: Measure Level (dBμV/m) = Reading Level (dBμV) + Factor (dB/m)

Factor (dB/m) = Cable Loss (dB) + Antenna Factor (dB/m) - Pre_Amplifier Gain (dB).

Site: WZ-AC2	Time: 2022/03/07 - 10:49
Limit: FCC_Part15_Band Edge(3m)	Engineer: Bob Zhang
Probe: WZ-AC2_BBHA9120D_1-18GHz	Polarity: Vertical
EUT: Fiber Wireless Router FWR226e	Power: AC 120V/60Hz
Note: Transmit by 802.11ax-HE80 at Channel 5290MHz	

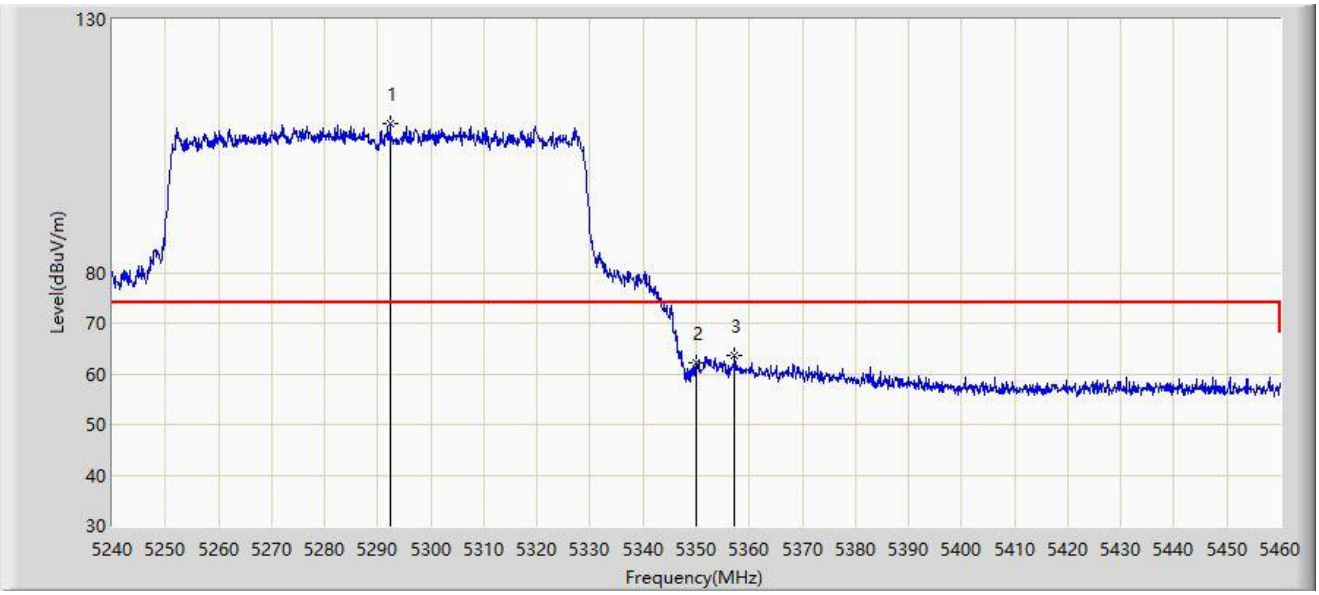

No	Flag	Mark	Frequency (MHz)	Measure Level (dBμV/m)	Reading Level (dBμV)	Margin (dB)	Limit (dBμV/m)	Factor (dB/m)	Type
1		*	5292.250	109.373	105.648	N/A	N/A	3.726	PK
2			5350.000	62.065	58.179	-11.935	74.000	3.886	PK
3			5357.150	63.620	59.605	-10.380	74.000	4.014	PK

Note: Measure Level (dBμV/m) = Reading Level (dBμV) + Factor (dB/m)

Factor (dB/m) = Cable Loss (dB) + Antenna Factor (dB/m) - Pre_Amplifier Gain (dB).

Site: WZ-AC2	Time: 2022/03/07 - 10:47
Limit: FCC_Part15_Band Edge(3m)	Engineer: Bob Zhang
Probe: WZ-AC2_BBHA9120D_1-18GHz	Polarity: Vertical
EUT: Fiber Wireless Router FWR226e	Power: AC 120V/60Hz
Note: Transmit by 802.11ax-HE80 at Channel 5290MHz	

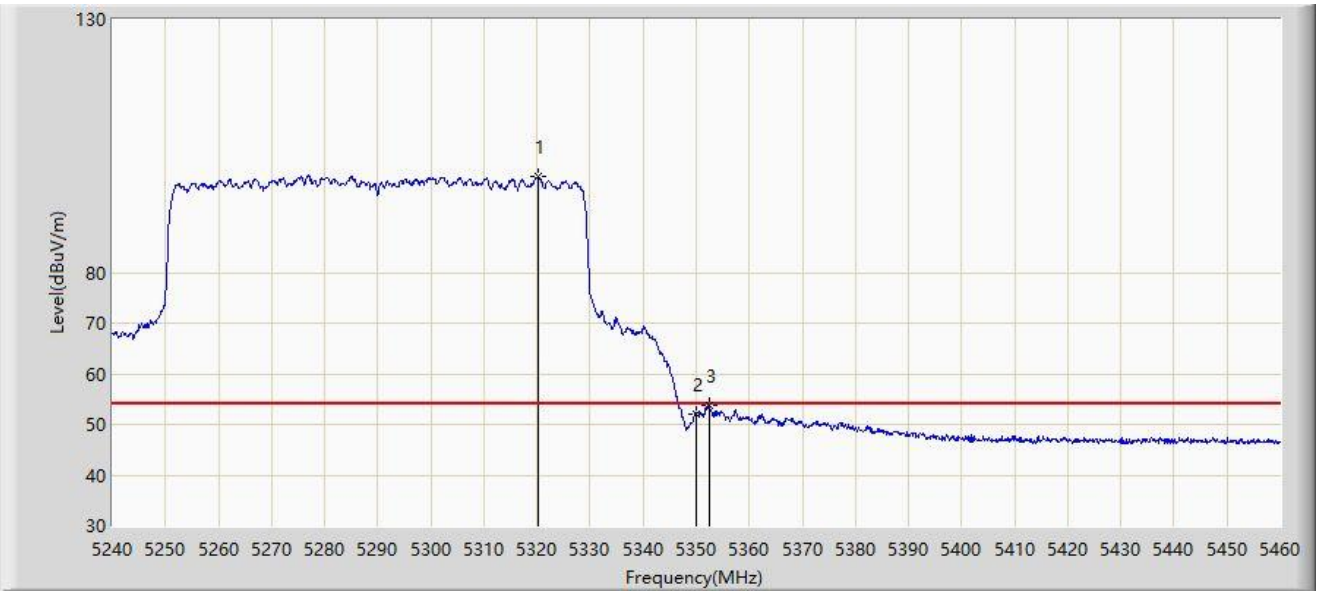

No	Flag	Mark	Frequency (MHz)	Measure Level (dBμV/m)	Reading Level (dBμV)	Margin (dB)	Limit (dBμV/m)	Factor (dB/m)	Type
1		*	5320.300	98.847	95.325	N/A	N/A	3.522	AV
2			5350.000	51.932	48.046	-2.068	54.000	3.886	AV
3			5352.420	53.693	49.759	-0.307	54.000	3.935	AV

Note: Measure Level (dBμV/m) = Reading Level (dBμV) + Factor (dB/m)

Factor (dB/m) = Cable Loss (dB) + Antenna Factor (dB/m) - Pre_Amplifier Gain (dB).

Site: WZ-AC2	Time: 2022/03/07 - 10:59
Limit: FCC_Part15_Band Edge(3m)	Engineer: Bob Zhang
Probe: WZ-AC2_BBHA9120D_1-18GHz	Polarity: Horizontal
EUT: Fiber Wireless Router FWR226e	Power: AC 120V/60Hz
Note: Transmit by 802.11ax-HE80 at Channel 5530MHz	

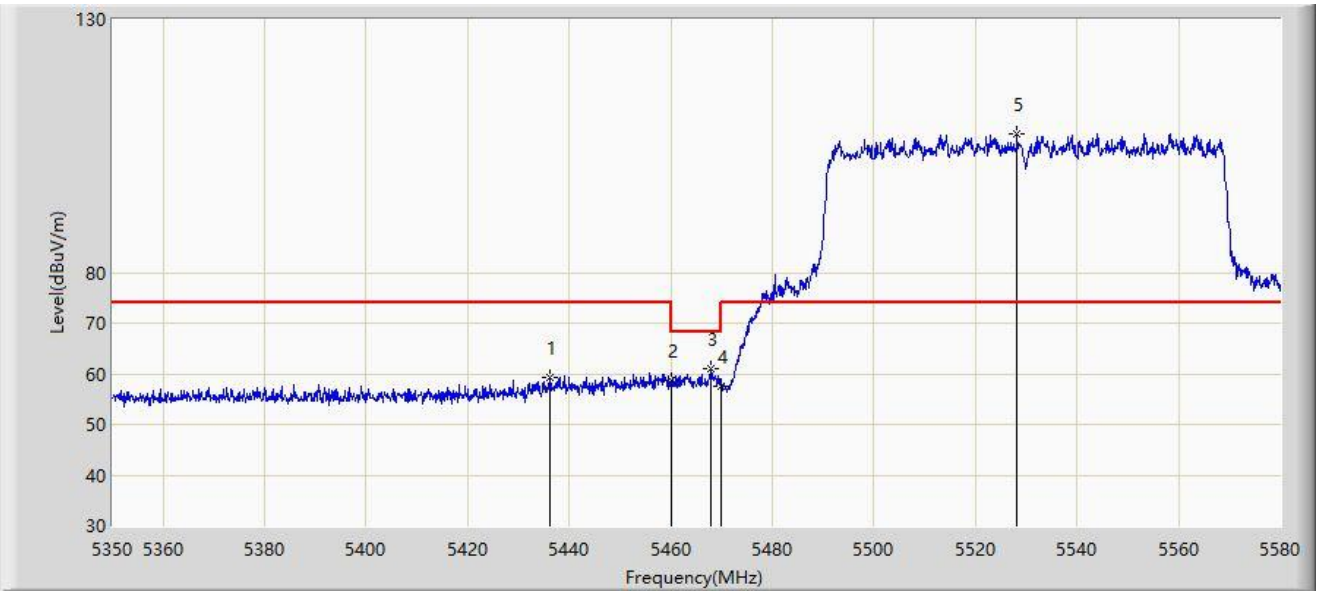

No	Flag	Mark	Frequency (MHz)	Measure Level (dBμV/m)	Reading Level (dBμV)	Margin (dB)	Limit (dBμV/m)	Factor (dB/m)	Type
1			5436.135	59.260	54.855	-14.740	74.000	4.405	PK
2			5460.000	58.575	54.367	-15.425	74.000	4.208	PK
3			5467.875	61.073	56.962	-7.127	68.200	4.110	PK
4			5470.000	57.400	53.316	-10.800	68.200	4.084	PK
5		*	5528.135	107.443	103.035	N/A	N/A	4.409	PK

Note: Measure Level (dBμV/m) = Reading Level (dBμV) + Factor (dB/m)

Factor (dB/m) = Cable Loss (dB) + Antenna Factor (dB/m) - Pre_Amplifier Gain (dB).

Site: WZ-AC2	Time: 2022/03/07 - 10:58
Limit: FCC_Part15_Band Edge(3m)	Engineer: Bob Zhang
Probe: WZ-AC2_BBHA9120D_1-18GHz	Polarity: Horizontal
EUT: Fiber Wireless Router FWR226e	Power: AC 120V/60Hz
Note: Transmit by 802.11ax-HE80 at Channel 5530MHz	

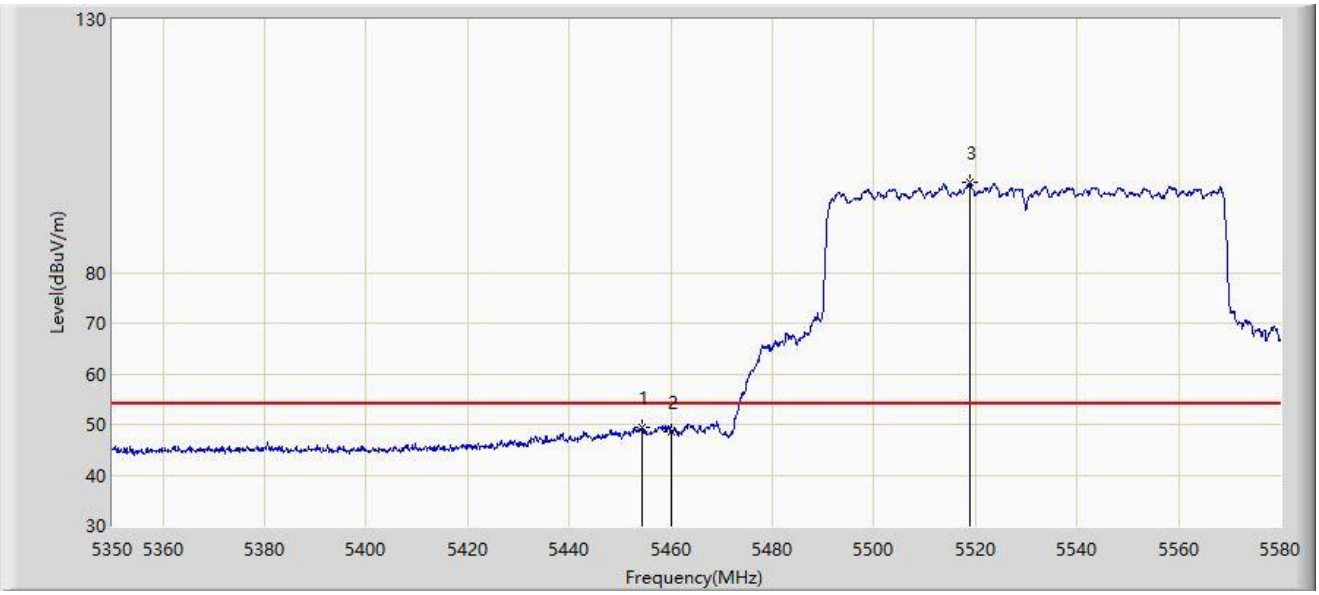

No	Flag	Mark	Frequency (MHz)	Measure Level (dBμV/m)	Reading Level (dBμV)	Margin (dB)	Limit (dBμV/m)	Factor (dB/m)	Type
1			5454.305	49.486	45.203	-4.514	54.000	4.283	AV
2			5460.000	48.525	44.317	-5.475	54.000	4.208	AV
3		*	5518.820	97.708	93.269	N/A	N/A	4.440	AV

Note: Measure Level (dBμV/m) = Reading Level (dBμV) + Factor (dB/m)

Factor (dB/m) = Cable Loss (dB) + Antenna Factor (dB/m) - Pre_Amplifier Gain (dB).

Site: WZ-AC2	Time: 2022/03/07 - 10:57
Limit: FCC_Part15_Band Edge(3m)	Engineer: Bob Zhang
Probe: WZ-AC2_BBHA9120D_1-18GHz	Polarity: Vertical
EUT: Fiber Wireless Router FWR226e	Power: AC 120V/60Hz
Note: Transmit by 802.11ax-HE80 at Channel 5530MHz	

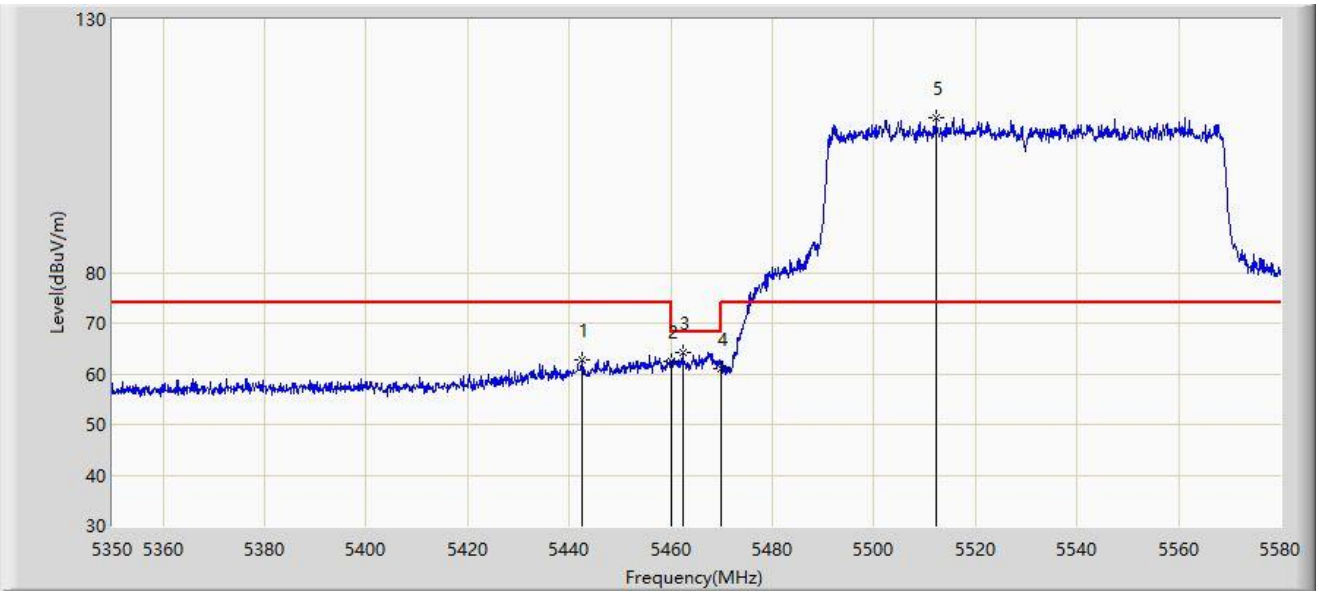

No	Flag	Mark	Frequency (MHz)	Measure Level (dBμV/m)	Reading Level (dBμV)	Margin (dB)	Limit (dBμV/m)	Factor (dB/m)	Type
1			5442.575	62.654	58.282	-11.346	74.000	4.372	PK
2			5460.000	62.478	58.270	-11.522	74.000	4.208	PK
3			5462.355	64.173	59.994	-4.027	68.200	4.179	PK
4			5470.000	61.134	57.050	-7.066	68.200	4.084	PK
5		*	5512.150	110.676	106.262	N/A	N/A	4.414	PK

Note: Measure Level (dBμV/m) = Reading Level (dBμV) + Factor (dB/m)

Factor (dB/m) = Cable Loss (dB) + Antenna Factor (dB/m) - Pre_Amplifier Gain (dB).

Site: WZ-AC2	Time: 2022/03/07 - 10:55
Limit: FCC_Part15_Band Edge(3m)	Engineer: Bob Zhang
Probe: WZ-AC2_BBHA9120D_1-18GHz	Polarity: Vertical
EUT: Fiber Wireless Router FWR226e	Power: AC 120V/60Hz
Note: Transmit by 802.11ax-HE80 at Channel 5530MHz	

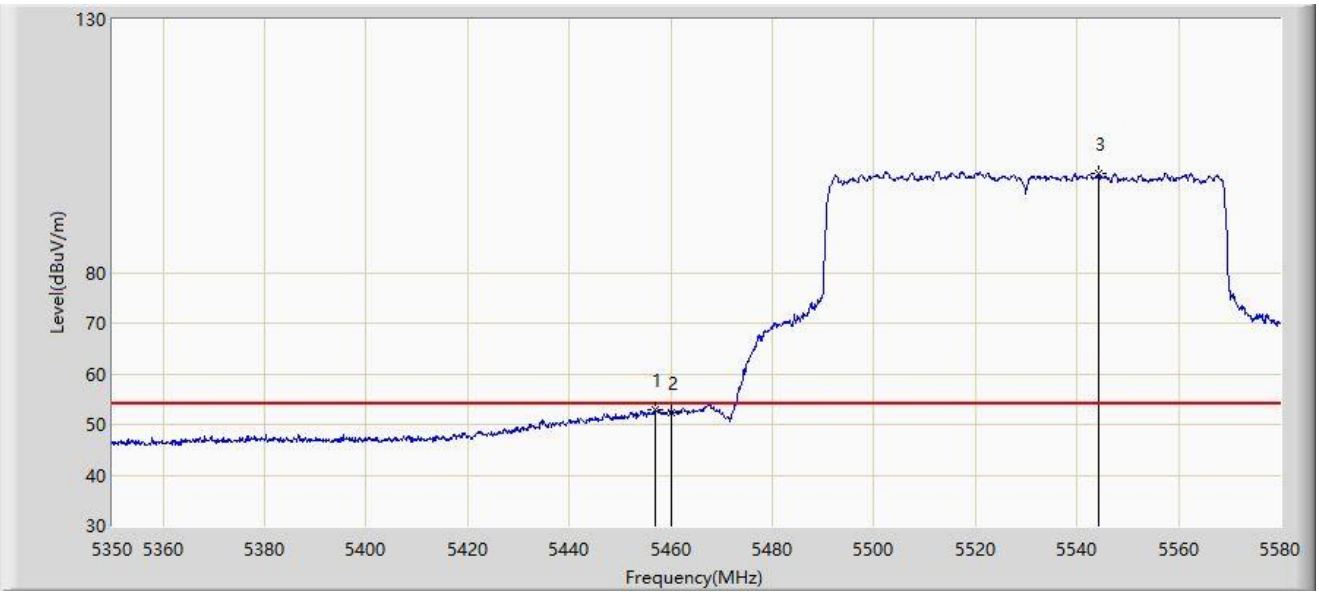

No	Flag	Mark	Frequency (MHz)	Measure Level (dBμV/m)	Reading Level (dBμV)	Margin (dB)	Limit (dBμV/m)	Factor (dB/m)	Type
1			5456.950	52.958	48.712	-1.042	54.000	4.245	AV
2			5460.000	52.291	48.083	-1.709	54.000	4.208	AV
3		*	5544.350	99.447	95.218	N/A	N/A	4.229	AV

Note: Measure Level (dBμV/m) = Reading Level (dBμV) + Factor (dB/m)

Factor (dB/m) = Cable Loss (dB) + Antenna Factor (dB/m) - Pre_Amplifier Gain (dB).

Site: WZ-AC2	Time: 2022/03/07 - 11:06
Limit: FCC_Part15_Band Edge(3m)	Engineer: Bob Zhang
Probe: WZ-AC2_BBHA9120D_1-18GHz	Polarity: Horizontal
EUT: Fiber Wireless Router FWR226e	Power: AC 120V/60Hz
Note: Transmit by 802.11ax-HE80 at Channel 5610MHz	

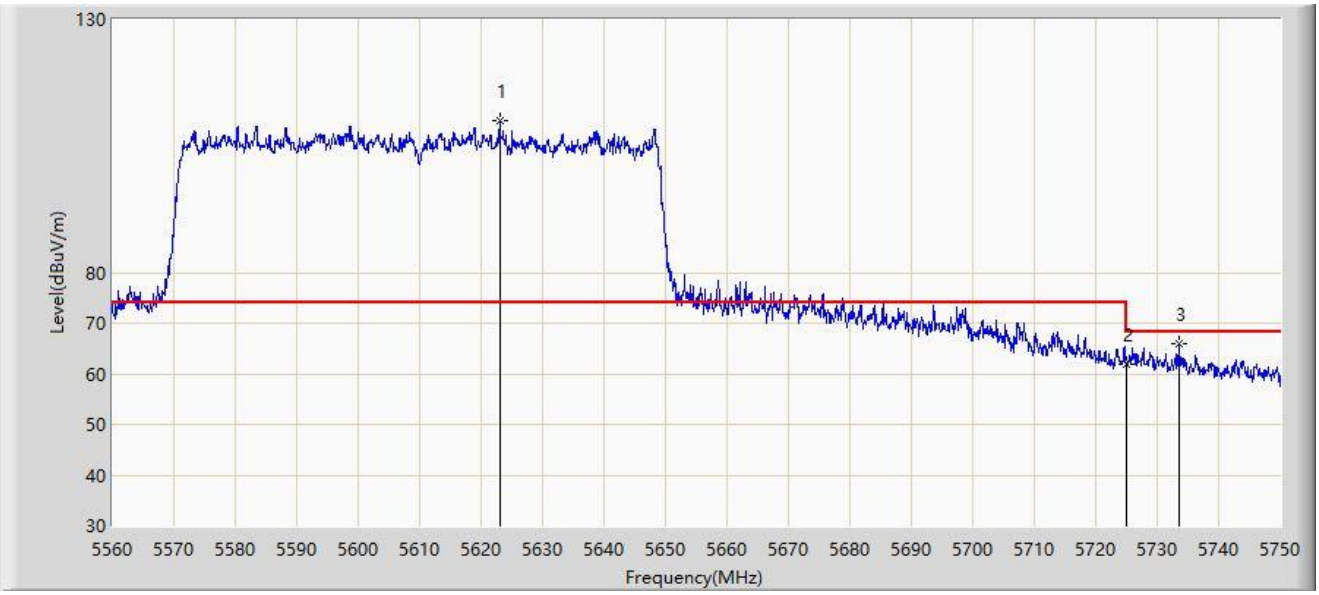

No	Flag	Mark	Frequency (MHz)	Measure Level (dBμV/m)	Reading Level (dBμV)	Margin (dB)	Limit (dBμV/m)	Factor (dB/m)	Type
1		*	5622.985	110.066	105.559	N/A	N/A	4.506	PK
2			5725.000	61.872	56.506	-6.328	68.200	5.366	PK
3			5733.565	66.060	60.619	-2.140	68.200	5.441	PK

Note: Measure Level (dBμV/m) = Reading Level (dBμV) + Factor (dB/m)

Factor (dB/m) = Cable Loss (dB) + Antenna Factor (dB/m) - Pre_Amplifier Gain (dB).