802.11be-EHT40 In-Band Emission	
Channel 99 (6445MHz)	
The Reference Level	The Mask Data
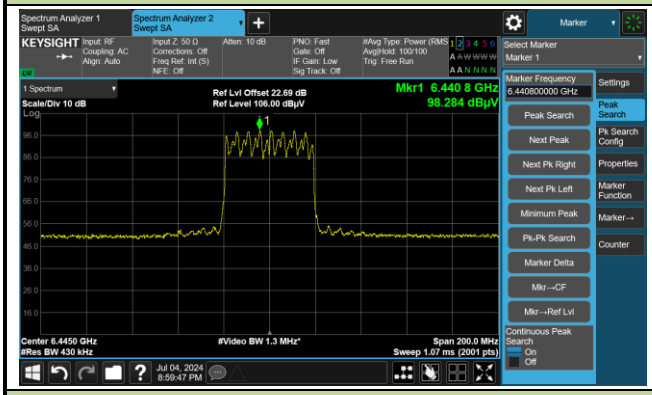	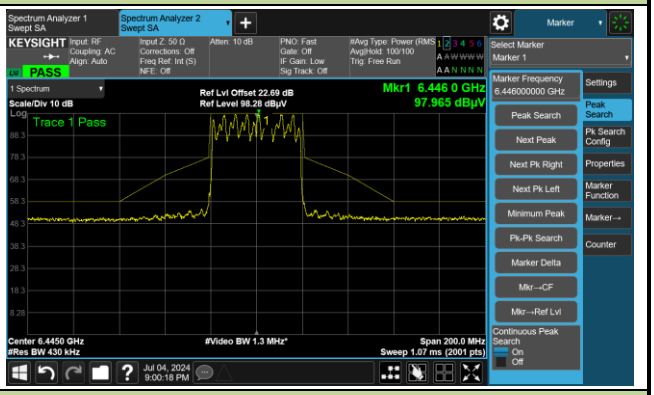
Channel 107 (6485MHz)	
The Reference Level	The Mask Data
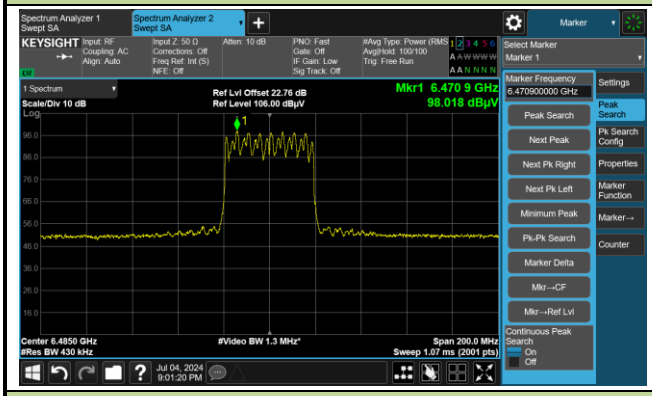	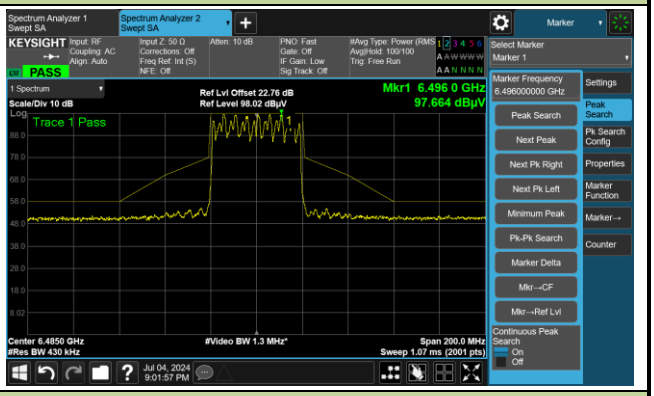
Channel 115 (6525MHz)	
The Reference Level	The Mask Data
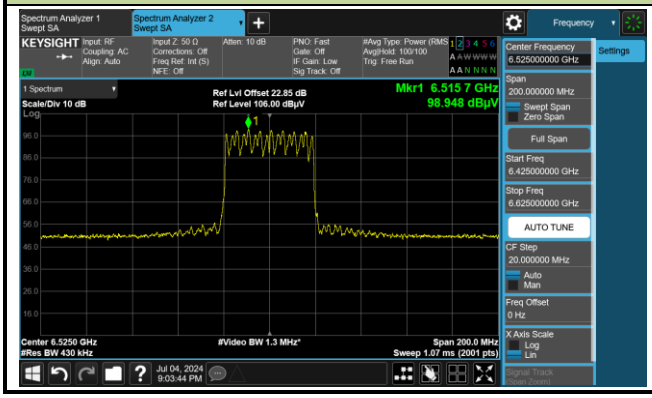	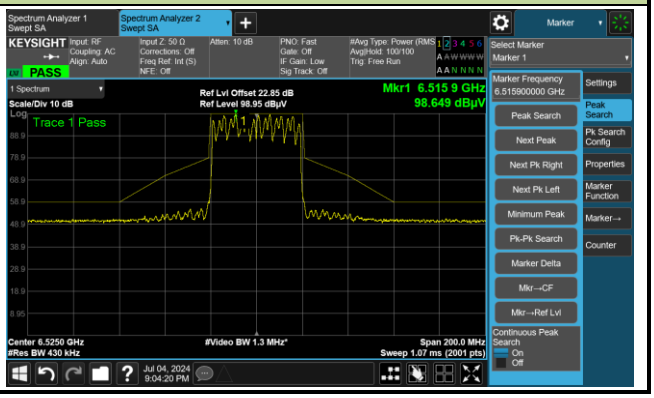

802.11be-EHT40 In-Band Emission	
Channel 123 (6565MHz)	
The Reference Level	The Mask Data
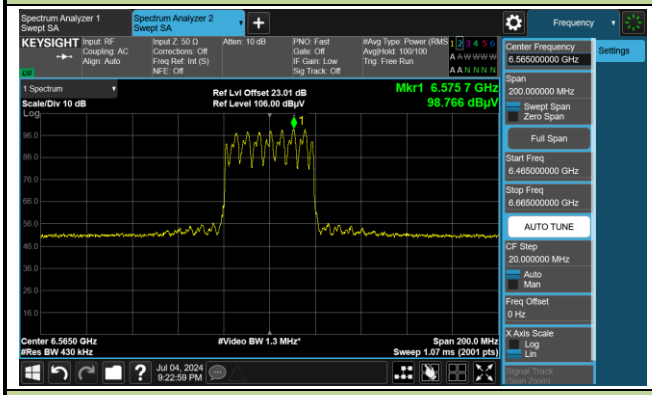	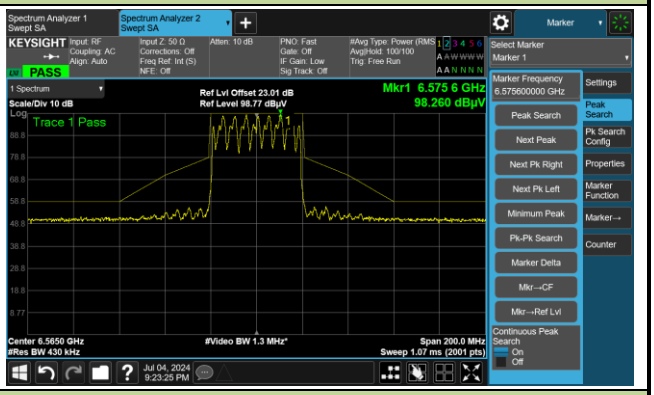
Channel 147 (6685MHz)	
The Reference Level	The Mask Data
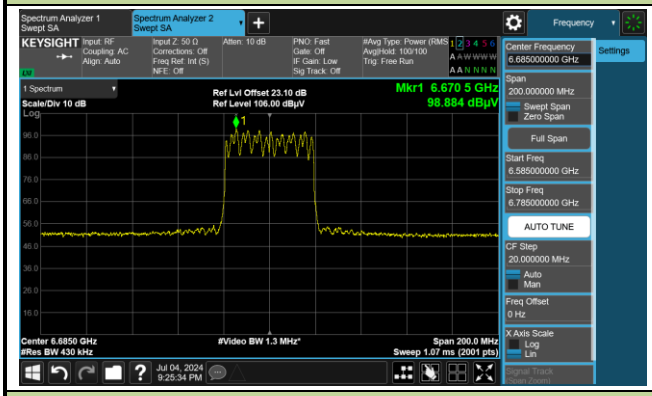	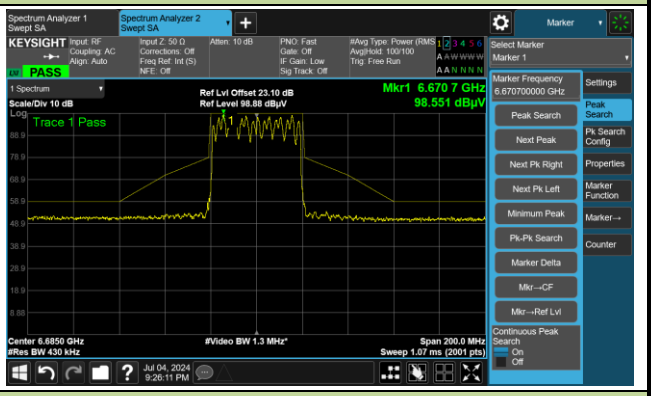
Channel 179 (6845MHz)	
The Reference Level	The Mask Data
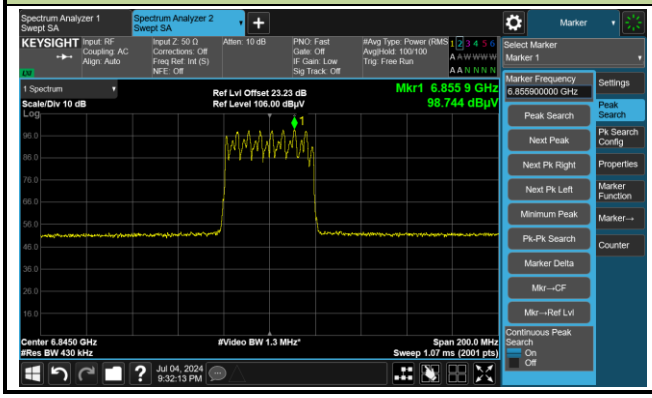	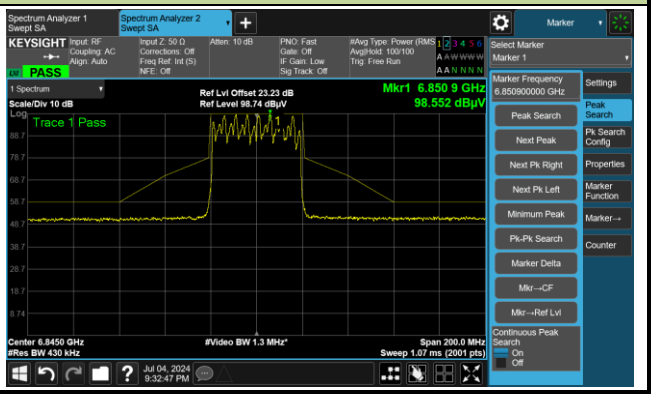

802.11be-EHT40 In-Band Emission	
Channel 187 (6885MHz)	
The Reference Level	The Mask Data
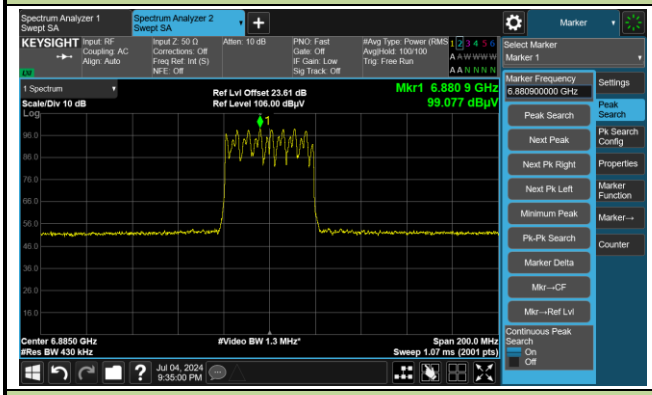	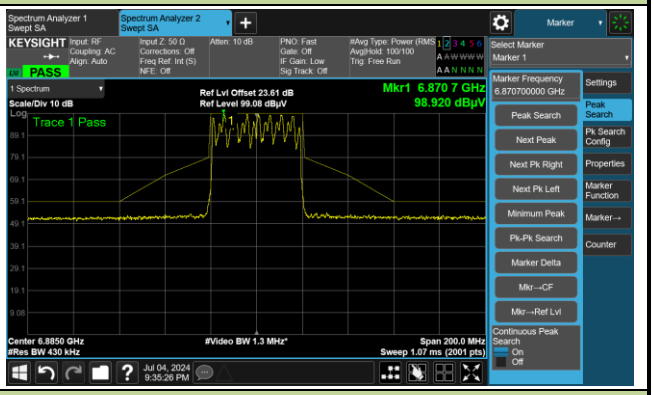
Channel 195 (6925MHz)	
The Reference Level	The Mask Data
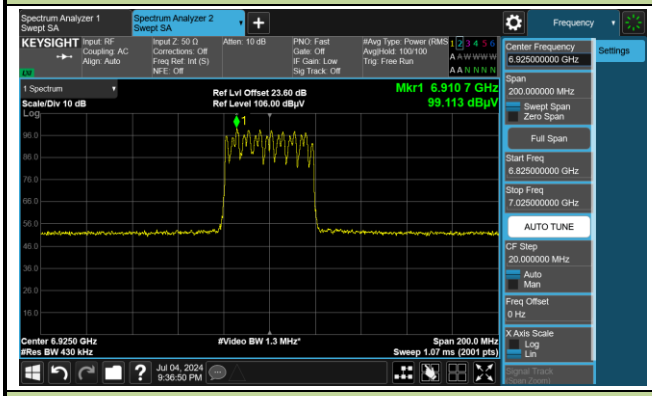	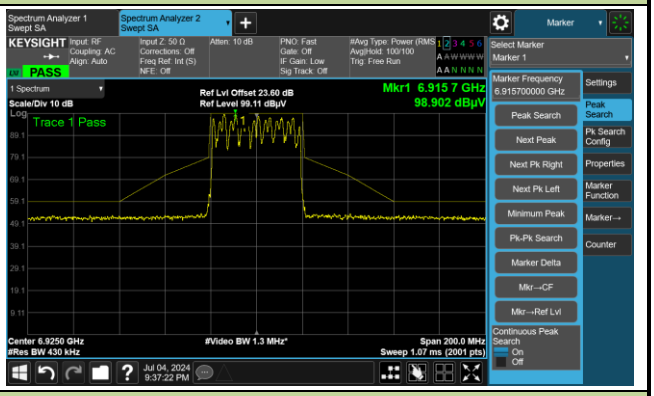
Channel 211 (7005MHz)	
The Reference Level	The Mask Data
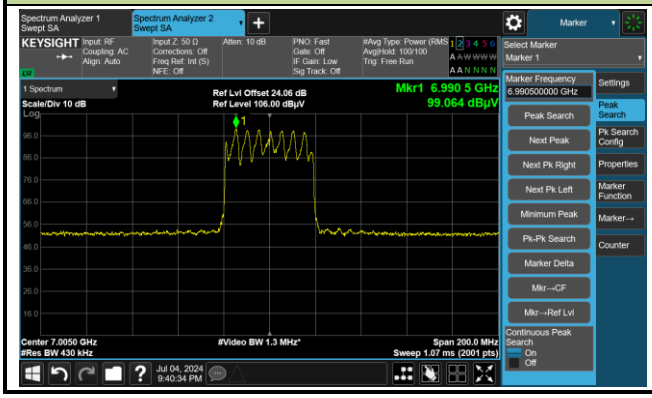	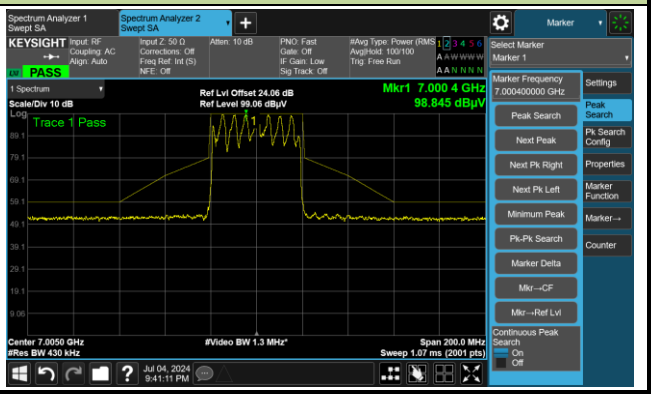

802.11be-EHT40 In-Band Emission	
Channel 227 (7085MHz)	
The Reference Level	The Mask Data
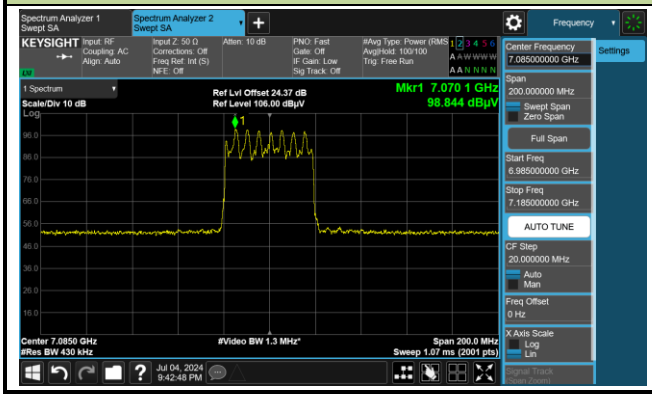	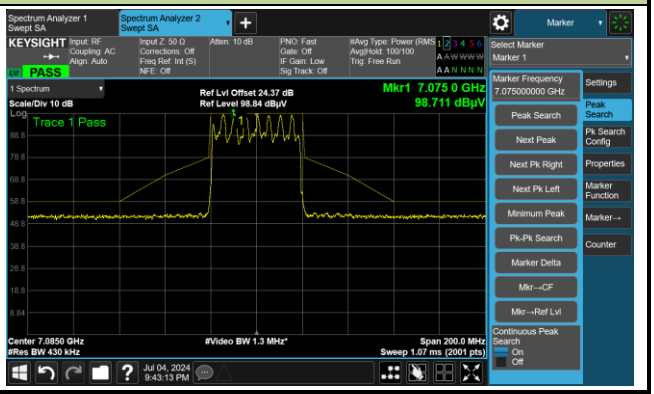

802.11be-EHT80 In-Band Emission	
Channel 7 (5985MHz)	
The Reference Level	The Mask Data
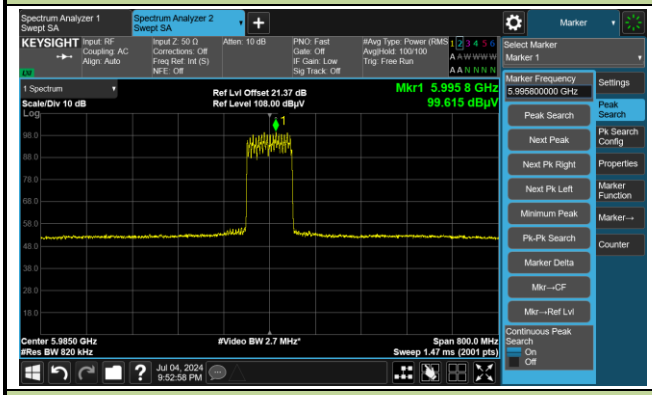	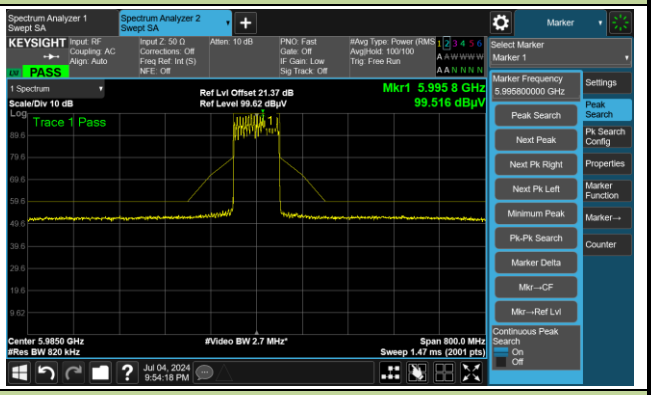
Channel 55 (6225MHz)	
The Reference Level	The Mask Data
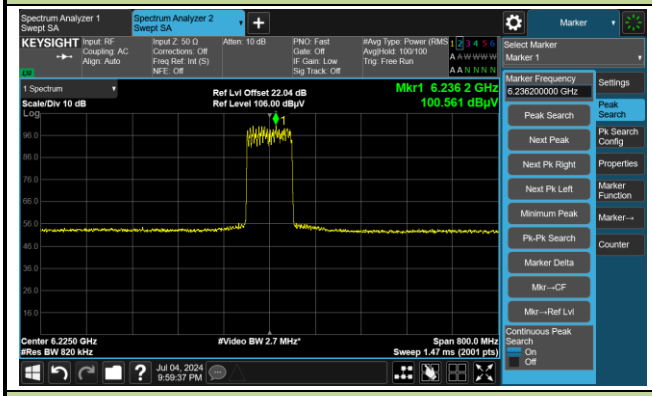	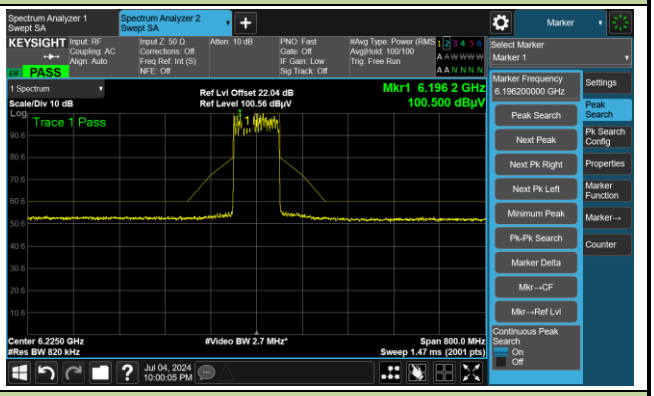
Channel 87 (6385MHz)	
The Reference Level	The Mask Data
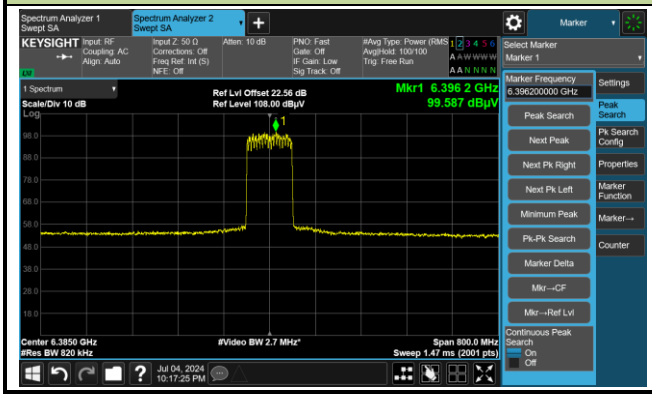	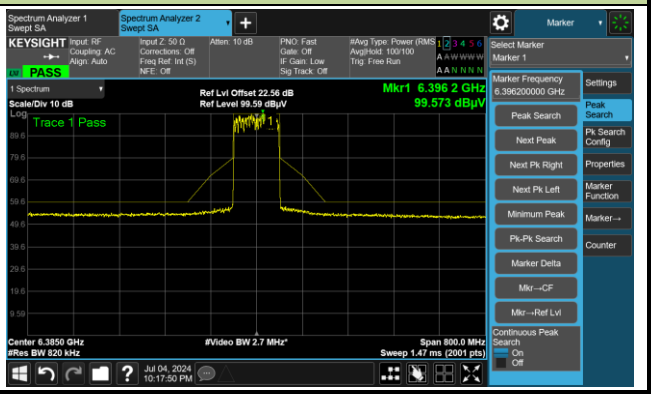

802.11be-EHT80 In-Band Emission	
Channel 103 (6465MHz)	
The Reference Level	The Mask Data
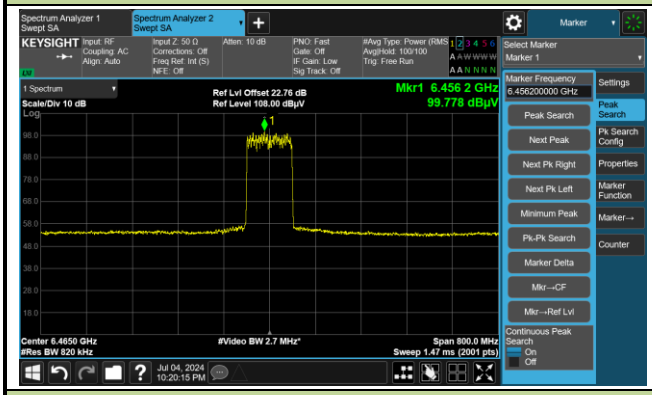	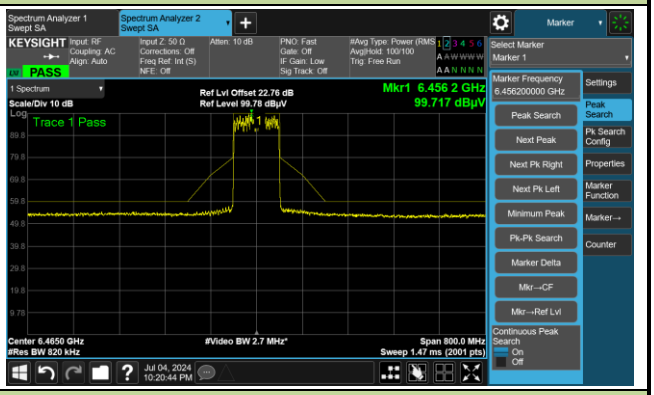
Channel 119 (6545MHz)	
The Reference Level	The Mask Data
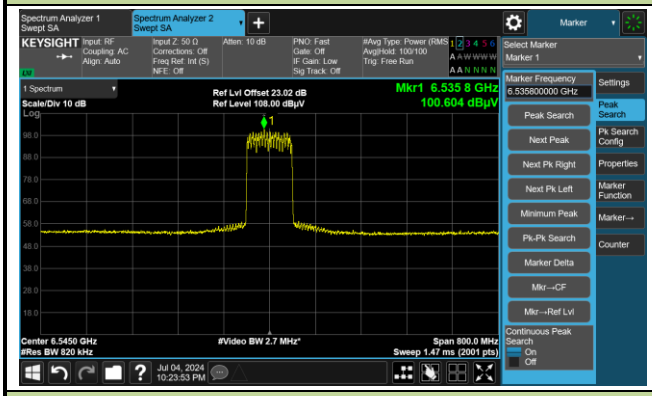	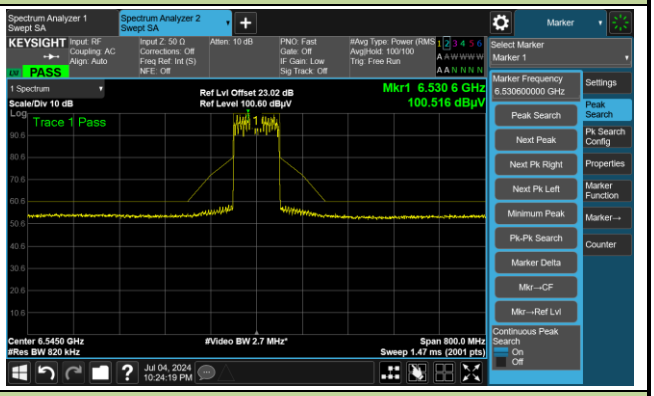
Channel 135 (6625MHz)	
The Reference Level	The Mask Data
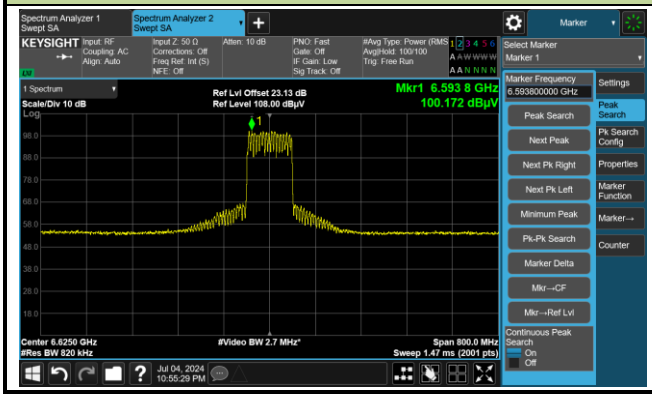	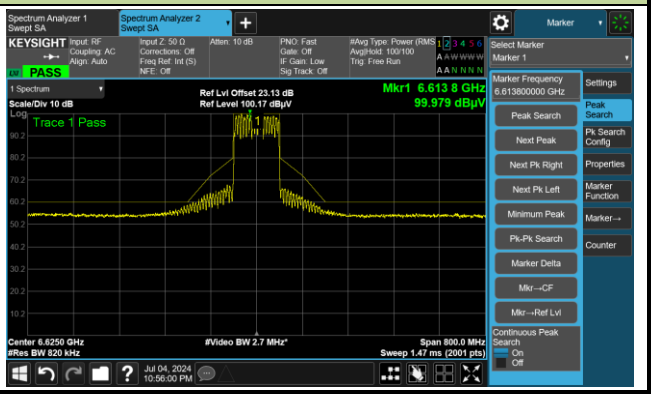

802.11be-EHT80 In-Band Emission

Channel 151 (6705MHz)

The Reference Level	The Mask Data
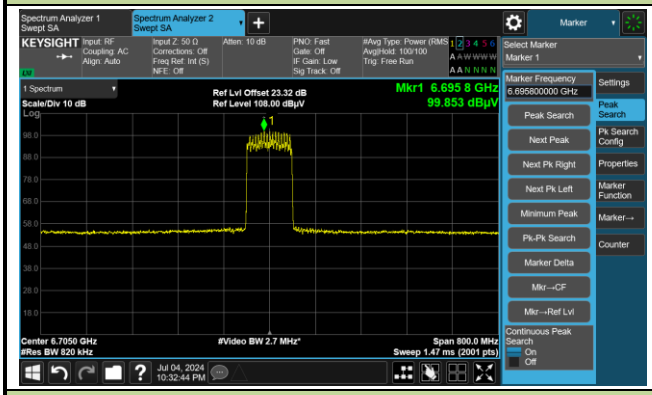	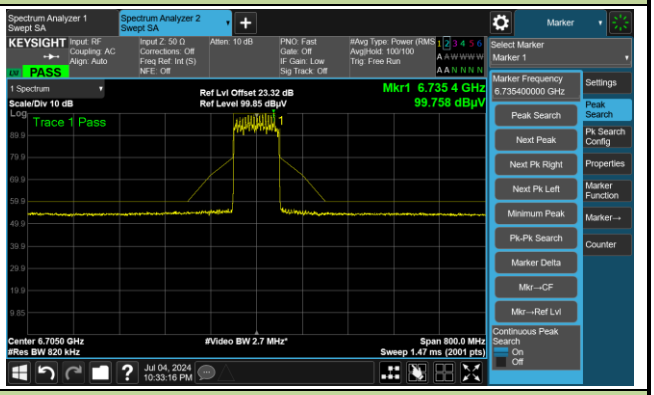

Channel 167 (6785MHz)

The Reference Level	The Mask Data
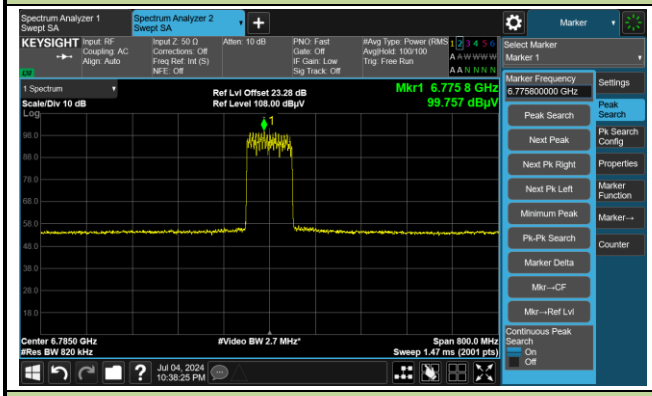	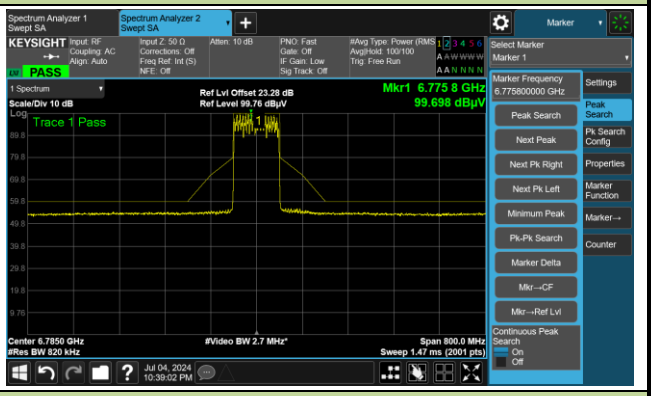

Channel 183 (6865MHz)

The Reference Level	The Mask Data
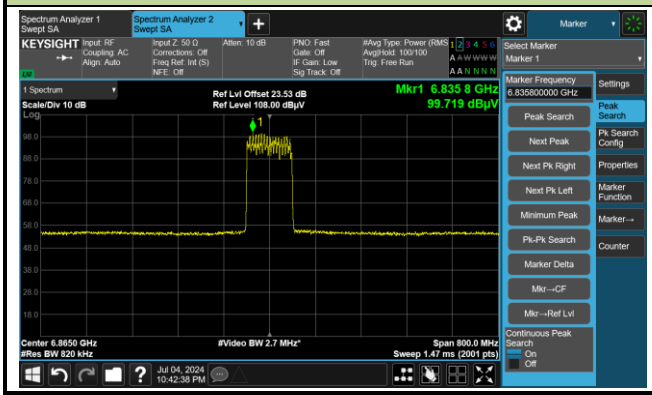	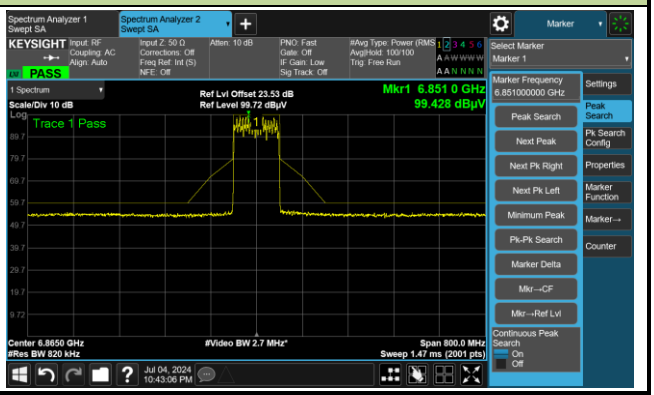

802.11be-EHT80 In-Band Emission	
Channel 199 (6945MHz)	
The Reference Level	The Mask Data
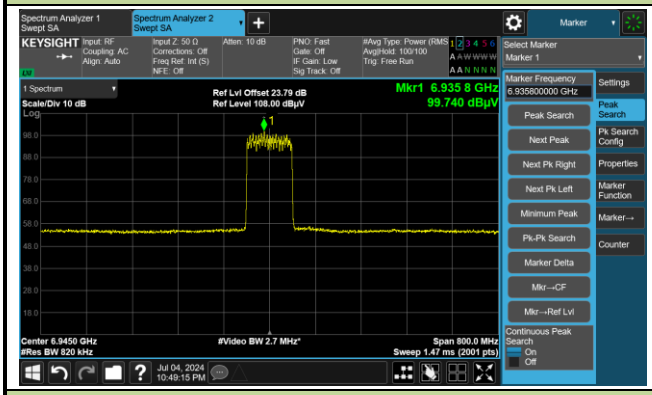	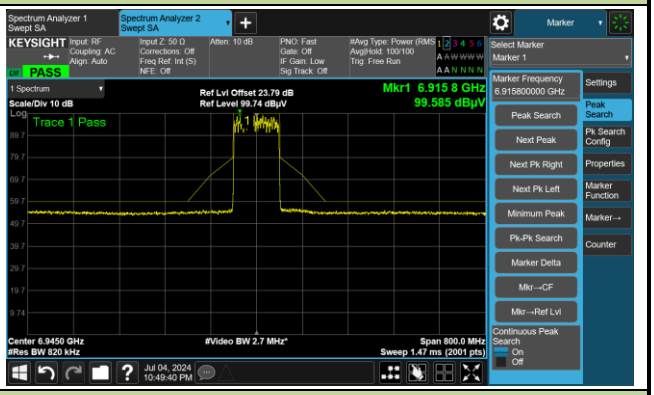
Channel 215 (7025MHz)	
The Reference Level	The Mask Data
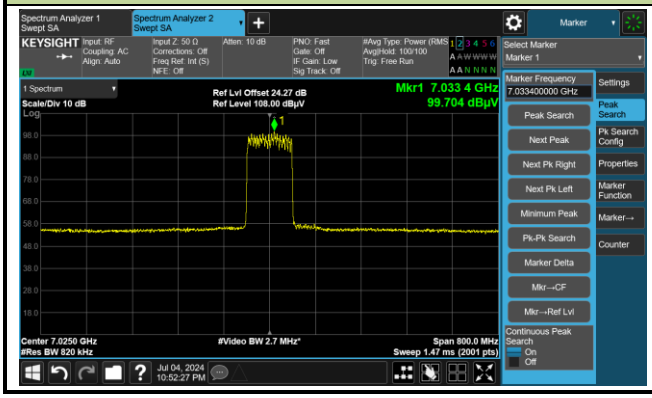	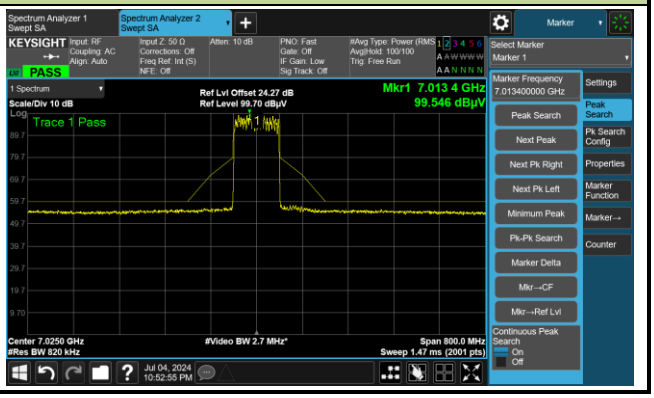

802.11be-EHT160 In-Band Emission	
Channel 15 (6025MHz)	
The Reference Level	The Mask Data
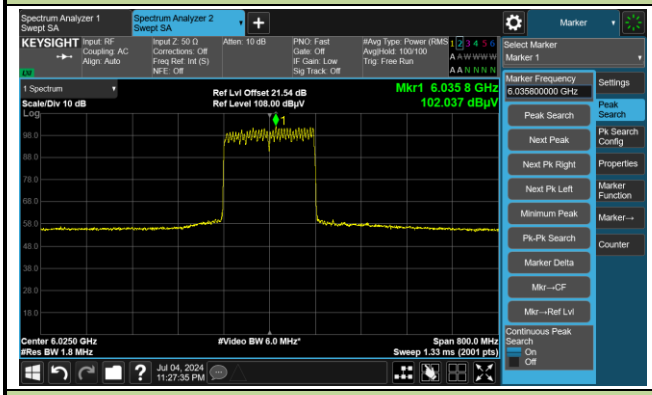	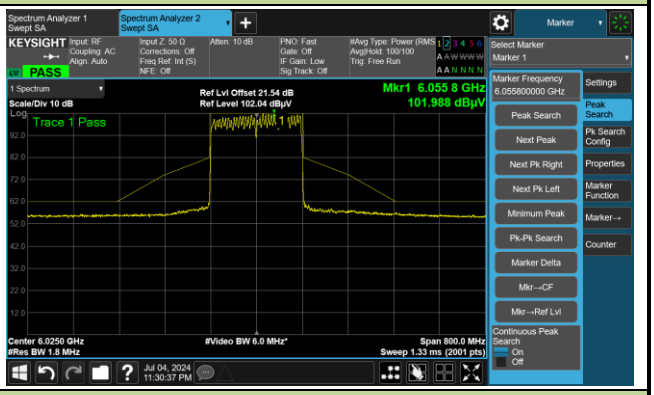
Channel 47 (6185MHz)	
The Reference Level	The Mask Data
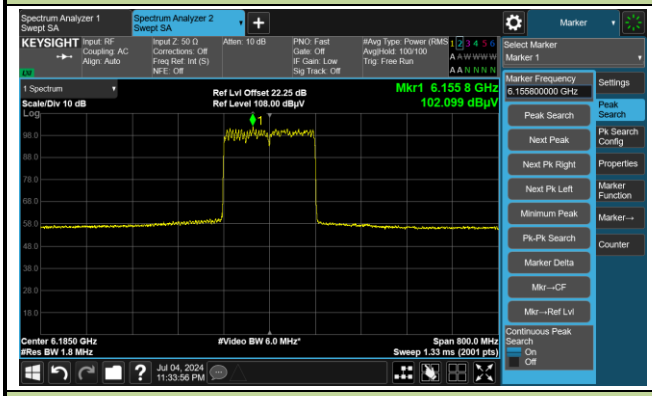	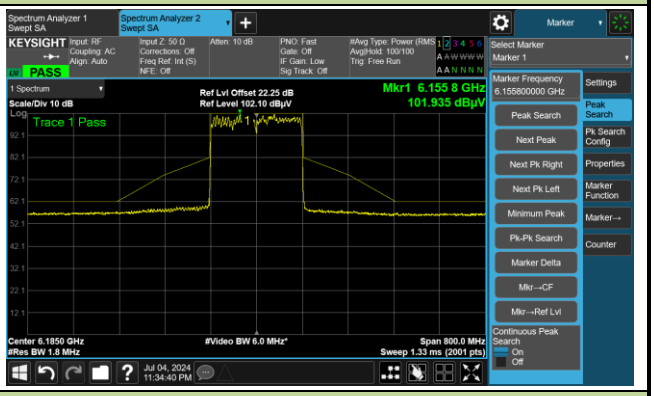
Channel 79 (6345MHz)	
The Reference Level	The Mask Data
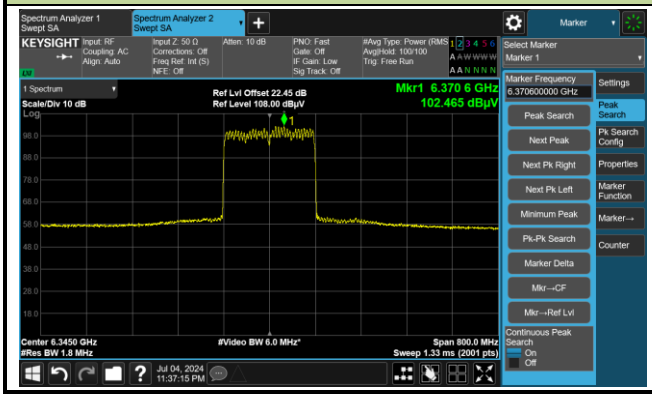	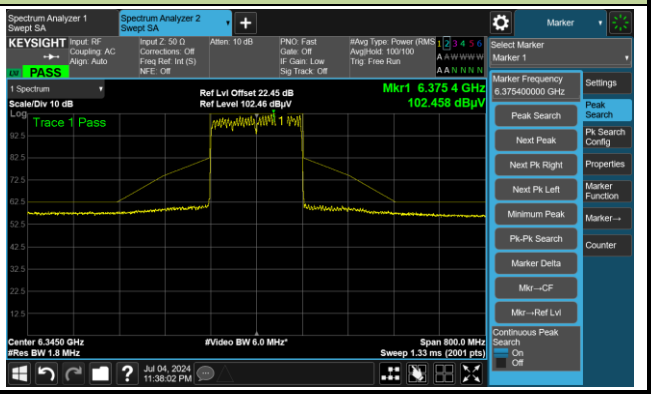

802.11be-EHT160 In-Band Emission	
Channel 111 (6505MHz)	
The Reference Level	The Mask Data
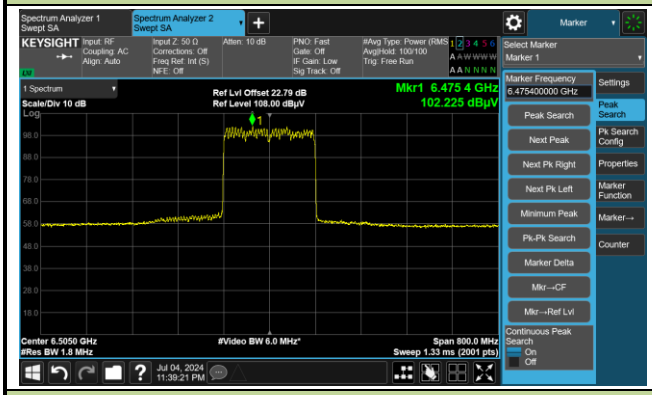	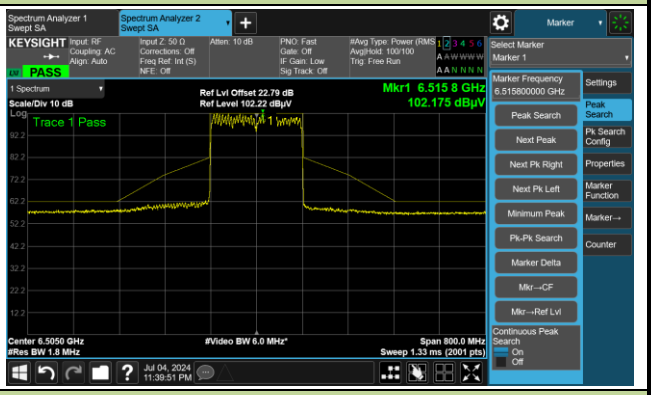
Channel 143 (6665MHz)	
The Reference Level	The Mask Data
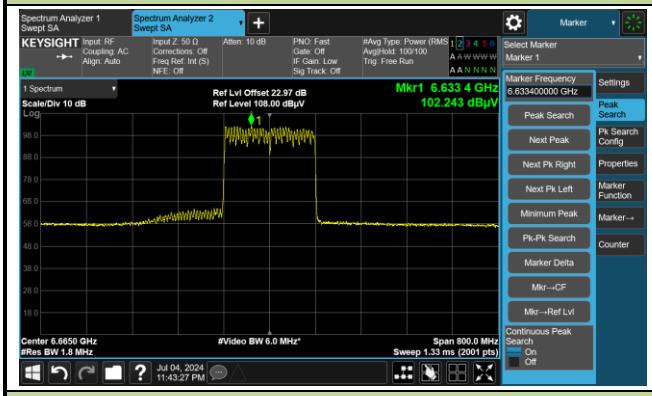	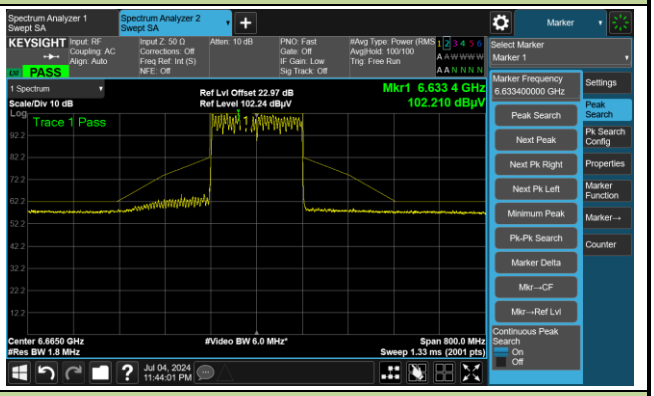
Channel 175 (6825MHz)	
The Reference Level	The Mask Data
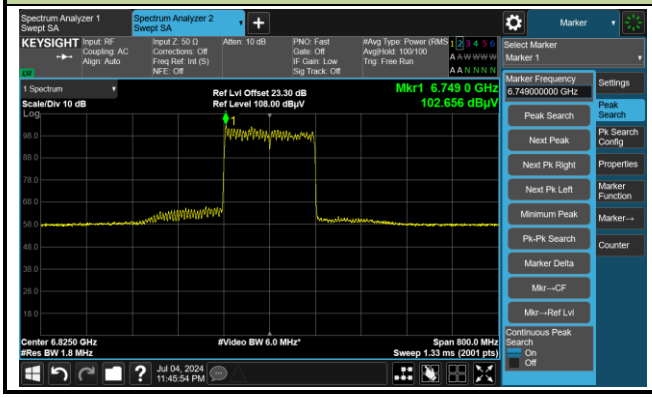	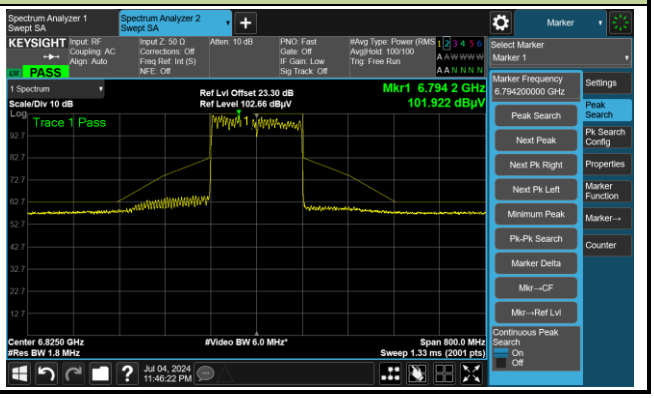

802.11be-EHT160 In-Band Emission	
Channel 207 (6985MHz)	
The Reference Level	The Mask Data
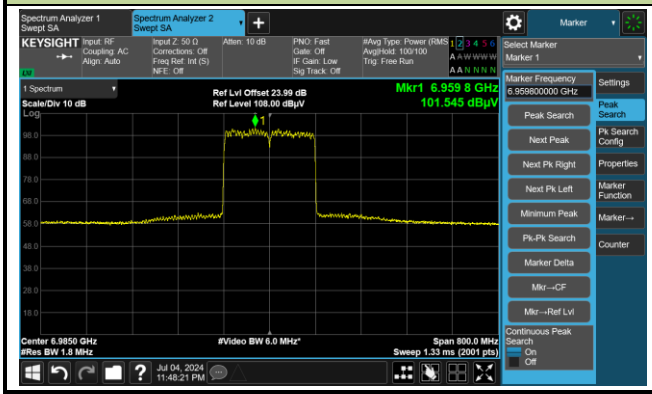	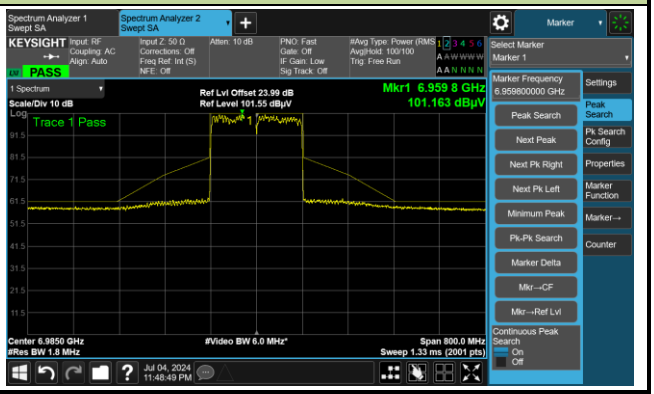

802.11be-EHT320-1 In-Band Emission	
Channel 31 (6105MHz)	
The Reference Level	The Mask Data
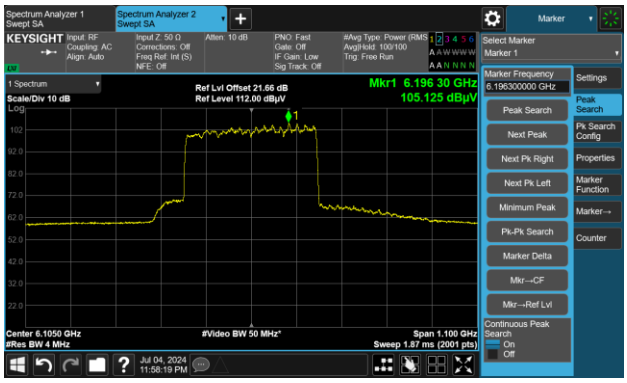	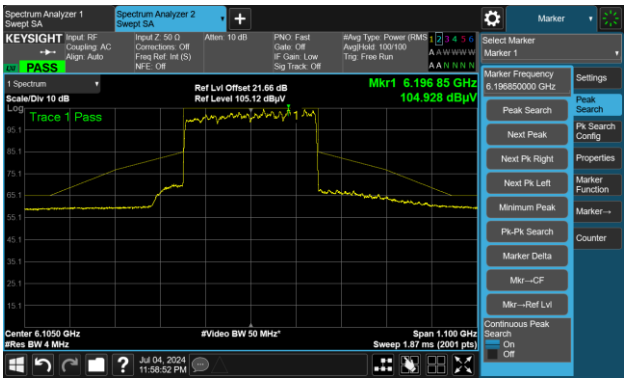
Channel 95 (6425MHz)	
The Reference Level	The Mask Data
	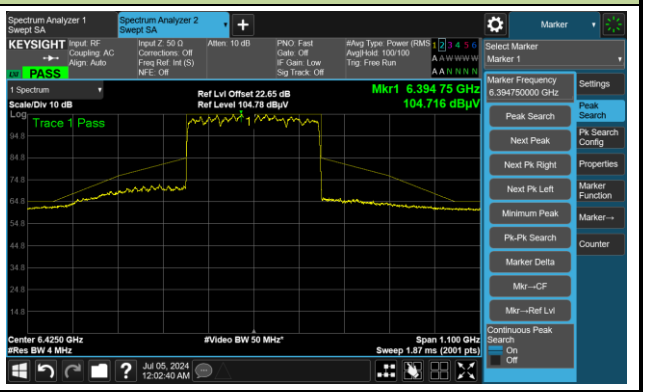
Channel 159 (6745MHz)	
The Reference Level	The Mask Data
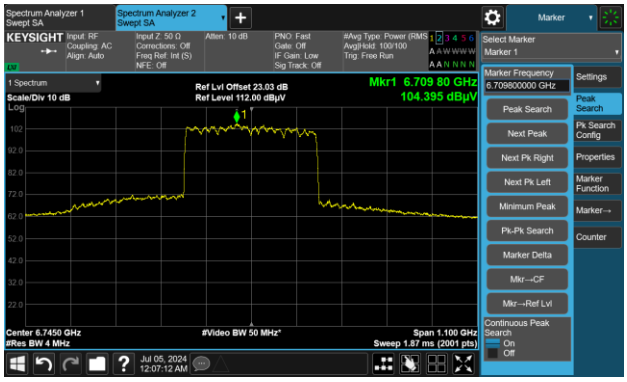	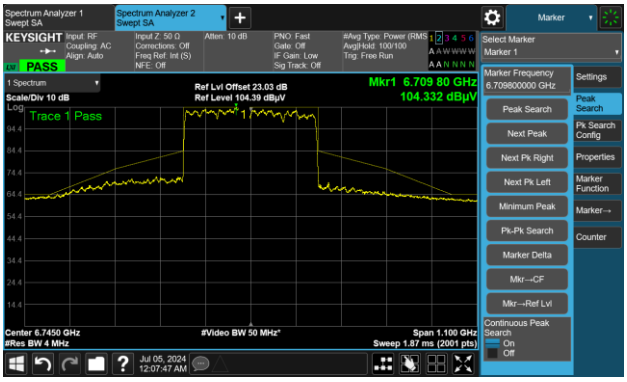

802.11be-EHT320-2 In-Band Emission	
Channel 63 (6265MHz)	
The Reference Level	The Mask Data
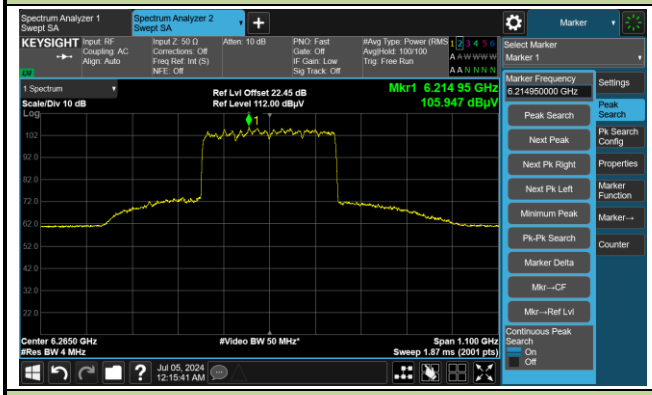	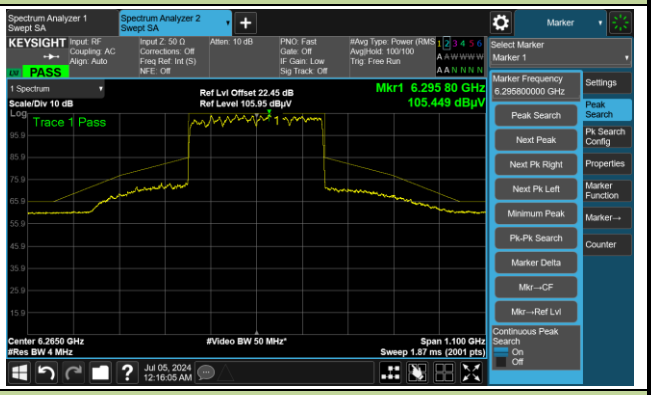
Channel 127 (6585MHz)	
The Reference Level	The Mask Data
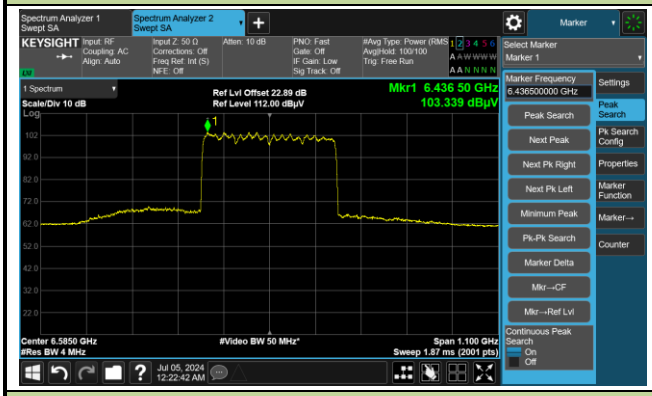	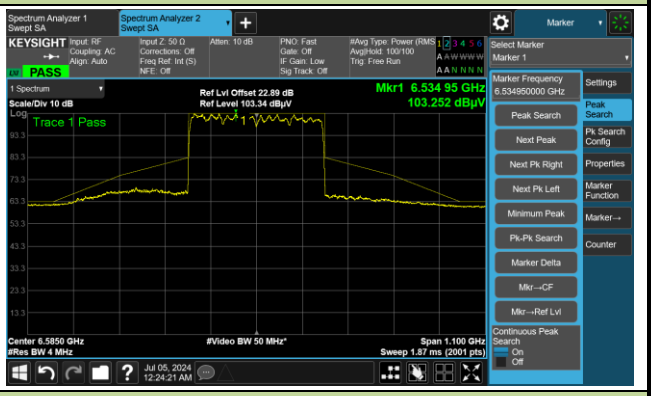
Channel 191 (6905MHz)	
The Reference Level	The Mask Data
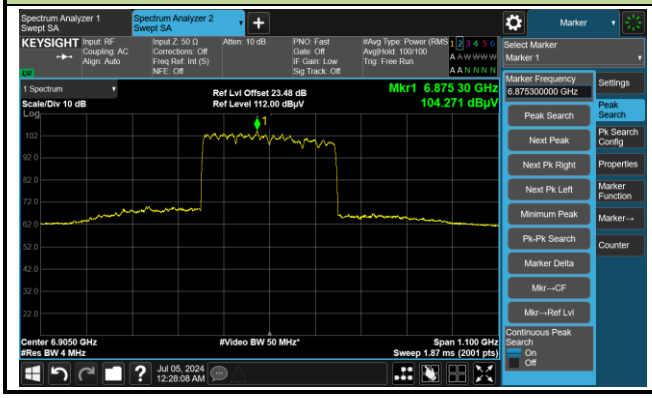	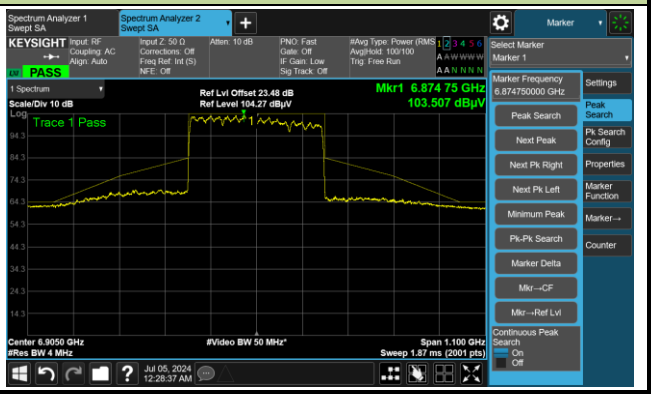

A.6 Frequency Stability Test Result

Test Site	SIP-TR1	Test Engineer	Ryan Wang
Test Date	2024-07-01 ~2024-07-03		
Test Mode	5955MHz (Carrier Mode)		

Voltage (%)	Power (VAC)	Temp (°C)	Frequency Tolerance (ppm)			
			0 minutes	2 minutes	5 minutes	10 minutes
100	120	- 30	18.34	18.48	18.44	18.39
		- 20	18.07	18.08	18.09	18.09
		- 10	16.19	15.65	15.11	14.69
		0	11.38	10.55	10.43	10.34
		+ 10	7.37	6.14	5.97	5.61
		+ 20	-4.93	-4.99	-5.25	-5.47
		+ 30	2.89	3.15	3.19	3.21
		+ 40	2.97	1.73	1.18	1.06
		+ 50	3.97	3.93	3.92	3.92
115	138	+ 20	-5.94	-5.81	-5.36	-5.56
85	102	+ 20	-3.65	-3.87	-4.06	-4.29

Note: Frequency Tolerance (ppm) = {[Measured Frequency (Hz) - Declared Frequency (Hz)] / Declared Frequency (Hz)} $*10^6$.

A.7 Contention Based Protocol Test Result

Test Site	SIP-TR1	Test Engineer	Alan Yu
Test Date	2024-06-29		

Test Channel	Bandwidth (MHz)	Freq. (MHz)	AWGN Freq. (MHz)	AWGN Power (dBm)	Ant. Gain (dBi)	Adjust Power (dBm)	Detection Limit (dBm)	Detected Number	Detection Probability (%)	Limit (%)	Test Result
Operation Band: U-NII 5											
33	20	6115	6115	-58.30	4.77	-63.07	≤ -62.0	10	100	90	Pass
63	320	6265	6110	-59.06	4.77	-63.83	≤ -62.0	10	100	90	Pass
63	320	6265	6265	-58.39	4.77	-63.16	≤ -62.0	10	100	90	Pass
63	320	6265	6420	-58.27	4.77	-63.04	≤ -62.0	10	100	90	Pass
Operation Band: U-NII 6											
97	20	6435	6435	-59.21	4.77	-63.98	≤ -62.0	10	100	90	Pass
95	320	6425	6270	-59.09	4.77	-63.86	≤ -62.0	10	100	90	Pass
95	320	6425	6425	-58.14	4.77	-62.91	≤ -62.0	10	100	90	Pass
95	320	6425	6580	-59.32	4.77	-64.09	≤ -62.0	10	100	90	Pass
Operation Band: U-NII 7											
181	20	6855	6855	-58.09	4.77	-62.86	≤ -62.0	10	100	90	Pass
159	320	6745	6590	-59.49	4.77	-64.26	≤ -62.0	10	100	90	Pass
159	320	6745	6745	-59.52	4.77	-64.29	≤ -62.0	10	100	90	Pass
159	320	6745	6900	-59.02	4.77	-63.79	≤ -62.0	10	100	90	Pass
Operation Band: U-NII 8											
213	20	7015	7015	-59.01	4.77	-63.78	≤ -62.0	10	100	90	Pass
191	320	6905	6750	-59.69	4.77	-64.46	≤ -62.0	10	100	90	Pass
191	320	6905	6905	-59.13	4.77	-63.90	≤ -62.0	10	100	90	Pass
191	320	6905	7060	-58.65	4.77	-63.42	≤ -62.0	10	100	90	Pass

Note 1: Adjust Power (dBm) = AWGN Power (dBm) – Antenna Gain (dBi).

Note 2: Conducted measurements are used.

Test Site	SIP-TR1	Test Engineer	Alan Yu
Test Date	2024-06-27 ~ 2024-06-29		

Bandwidth (MHz)	Freq. (MHz)	AWGN Freq. (MHz)	Adjust Power (dBm)	EUT Tx Status
Operation Band: U-NII 5				
20	6115	6115	-66.97	ON
			-65.97	Minimal
			-63.07	OFF
320	6265	6110	-68.27	ON
			-67.27	Minimal
			-63.83	OFF
320	6265	6265	-66.27	ON
			-65.27	Minimal
			-63.16	OFF
320	6265	6420	-68.07	ON
			-67.07	Minimal
			-63.04	OFF
Operation Band: U-NII 6				
20	6435	6435	-66.87	ON
			-65.87	Minimal
			-63.98	OFF
320	6425	6270	-67.87	ON
			-66.87	Minimal
			-63.86	OFF
320	6425	6425	-66.67	ON
			-65.67	Minimal
			-62.91	OFF
320	6425	6580	-67.97	ON
			-66.97	Minimal
			-64.09	OFF

Bandwidth (MHz)	Freq. (MHz)	AWGN Freq. (MHz)	Adjust Power (dBm)	EUT Status
Operation Band: U-NII 7				
20	6855	6855	-66.57	ON
			-65.57	Minimal
			-62.86	OFF
320	6745	6590	-68.37	ON
			-67.37	Minimal
			-64.26	OFF
320	6745	6745	-68.27	ON
			-67.27	Minimal
			-64.29	OFF
320	6745	6900	-67.17	ON
			-66.17	Minimal
			-63.79	OFF
Operation Band: U-NII 8				
20	7015	7015	-68.87	ON
			-67.87	Minimal
			-63.78	OFF
320	6905	6750	-69.17	ON
			-68.17	Minimal
			-64.46	OFF
320	6905	6905	-67.97	ON
			-66.97	Minimal
			-63.9	OFF
320	6905	7060	-67.27	ON
			-66.27	Minimal
			-63.42	OFF

Note:

OFF: AWGN level at which no transmission is detected, consistently for a minimum period of 10 seconds

Minimal: AWGN level at which the system begins to trigger the transmission switch-off, albeit not being kept off consistently

ON: AWGN level at which no impact on the transmission is detected, consistently for a minimum period of 10 seconds

EUT Tx Waveform

802.11be-EHT20 / CH33

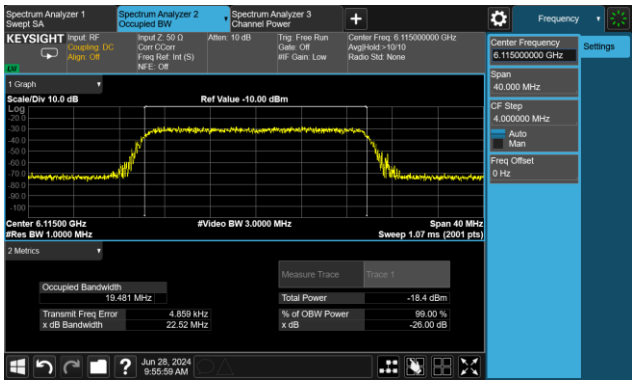

802.11be-EHT320 / CH63

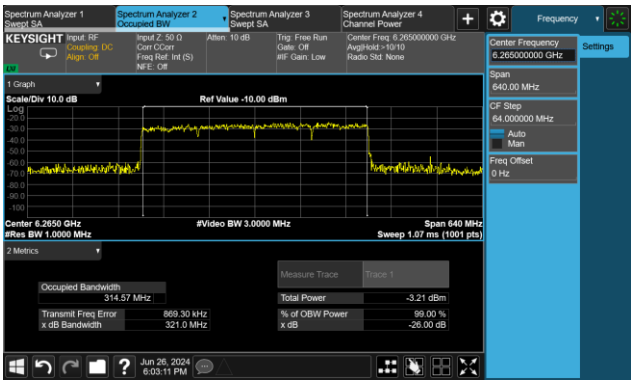

802.11be-EHT20 / CH97

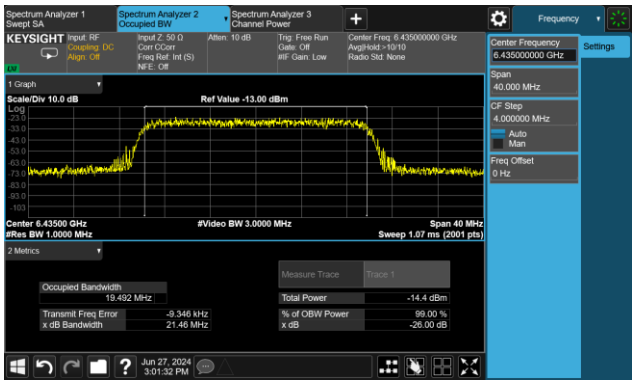

802.11be-EHT320 / CH95

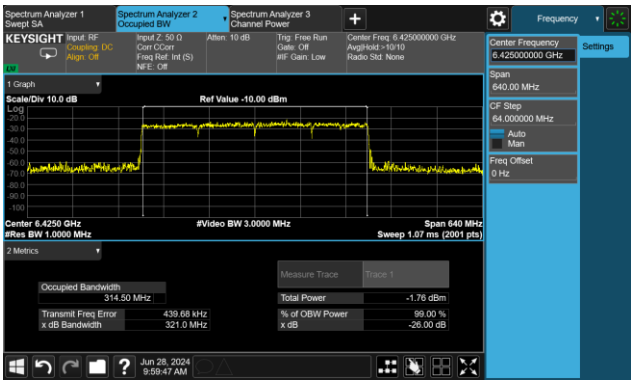

802.11be-EHT20 / CH181

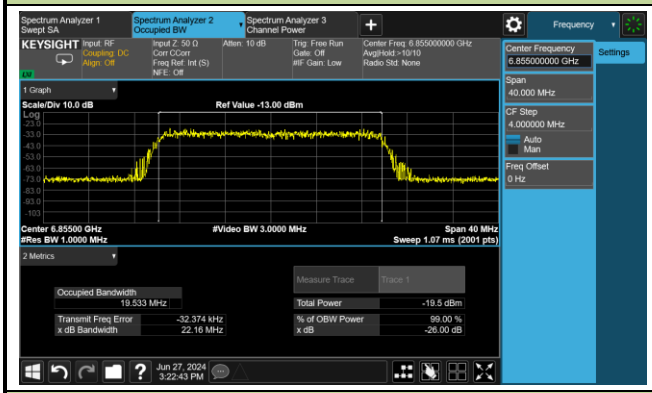

802.11be-EHT320 / CH159

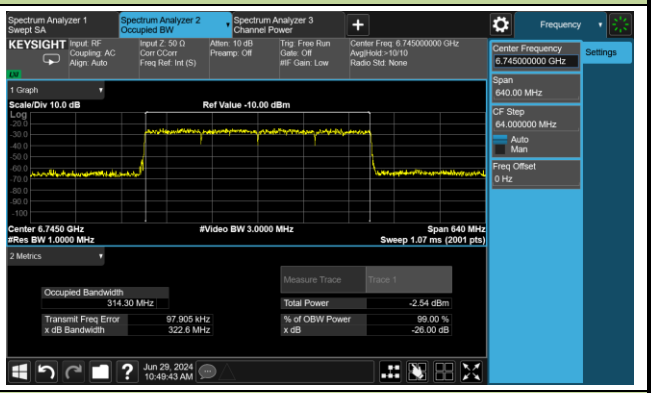

802.11be-EHT20 / CH213

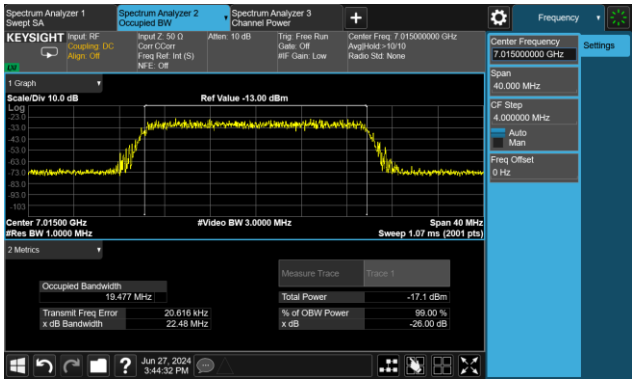
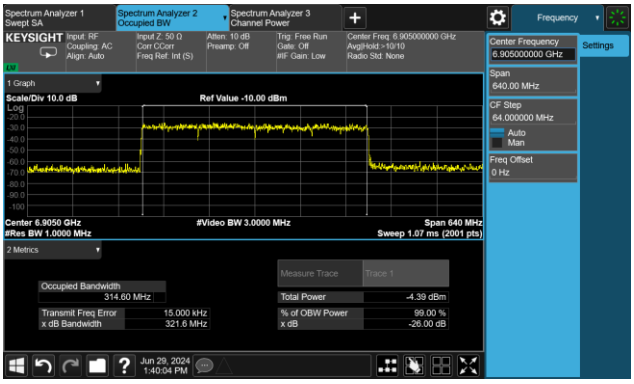
802.11be-EHT320 / CH191