Measurement Results

No.1-3977/22-01-05_Annex_MR_A12

Test logging

This document is electronically signed and valid without handwritten signature.
For verification of the electronic signatures, the public keys can be requested at the testing laboratory.

Test/s performed:

cn=Michael Dorongovski, o=CTC advanced GmbH, ou=DOR-210422, email=Michael.Dorongovski@ctcadvanced.com, c=DE
2022.05.25 16:05:20 +02'00'

Michael Dorongovski
Lab Manager
Radio Communications

Table of Content

EUT Information 4
FCC Part 15.407 & ISED Minimum Emission BW ~ WLAN5Gx ax-HE20 U-NII-3 5
FCC Part 15.407 & ISED Minimum Emission BW ~ WLAN5Gx ax-HE20 U-NII-3 7
FCC Part 15.407 & ISED Minimum Emission BW ~ WLAN5Gx ax-HE20 U-NII-3 9
FCC Part 15.407 & ISED Minimum Emission BW ~ WLAN5Gx ax-HE20 U-NII-3 11
FCC Part 15.407 & ISED Minimum Emission BW ~ WLAN5Gx ax-HE20 U-NII-3 13
FCC Part 15.407 & ISED Minimum Emission BW ~ WLAN5Gx ax-HE20 U-NII-3 15
FCC Part 15.407 & ISED Minimum Emission BW ~ WLAN5Gx ax-HE20 U-NII-3 17
FCC Part 15.407 & ISED Minimum Emission BW ~ WLAN5Gx ax-HE20 U-NII-3 19
FCC Part 15.407 & ISED Minimum Emission BW ~ WLAN5Gx ax-HE80 U-NII-3 21
FCC Part 15.407 & ISED Minimum Emission BW ~ WLAN5Gx ax-HE80 U-NII-3 23
FCC Part 15.407 & ISED Minimum Emission BW ~ WLAN5Gx ax-HE80 U-NII-3 25
FCC Part 15.407 & ISED Minimum Emission BW ~ WLAN5Gx ax-HE80 U-NII-3 27
FCC Part 15.407 & ISED Minimum Emission BW ~ WLAN5Gx ax-HE40 U-NII-3 29
FCC Part 15.407 & ISED Minimum Emission BW ~ WLAN5Gx ax-HE40 U-NII-3 31
FCC Part 15.407 & ISED Minimum Emission BW ~ WLAN5Gx ax-HE40 U-NII-3 33
FCC Part 15.407 & ISED Minimum Emission BW ~ WLAN5Gx ax-HE40 U-NII-3 35
FCC Part 15.407 & ISED Minimum Emission BW ~ WLAN5Gx ax-HE40 U-NII-3 37
FCC Part 15.407 & ISED Minimum Emission BW ~ WLAN5Gx ax-HE40 U-NII-3 39
FCC Part 15.407 & ISED Minimum Emission BW ~ WLAN5Gx ax-HE40 U-NII-3 41
FCC Part 15.407 & ISED Minimum Emission BW ~ WLAN5Gx ax-HE40 U-NII-3 43
FCC Part 15.407 & ISED Minimum Emission BW ~ WLAN5Gx ax-HE20 U-NII-3 45
FCC Part 15.407 & ISED Minimum Emission BW ~ WLAN5Gx ax-HE20 U-NII-3 47
FCC Part 15.407 & ISED Minimum Emission BW ~ WLAN5Gx ax-HE20 U-NII-3 49
FCC Part 15.407 & ISED Minimum Emission BW ~ WLAN5Gx ax-HE20 U-NII-3 51
FCC Part 15.407 & ISED Minimum Emission BW ~ WLAN5Gx ac-VHT80 mode U-NII-3 53
FCC Part 15.407 & ISED Minimum Emission BW ~ WLAN5Gx ac-VHT80 mode U-NII-3 55
FCC Part 15.407 & ISED Minimum Emission BW ~ WLAN5Gx ac-VHT80 mode U-NII-3 57
FCC Part 15.407 & ISED Minimum Emission BW ~ WLAN5Gx ac-VHT80 mode U-NII-3 59
FCC Part 15.407 & ISED Minimum Emission BW ~ WLAN5Gx ac-VHT40 mode U-NII-3 61
FCC Part 15.407 & ISED Minimum Emission BW ~ WLAN5Gx ac-VHT40 mode U-NII-3 63
FCC Part 15.407 & ISED Minimum Emission BW ~ WLAN5Gx ac-VHT40 mode U-NII-3 65
FCC Part 15.407 & ISED Minimum Emission BW ~ WLAN5Gx ac-VHT40 mode U-NII-3 67
FCC Part 15.407 & ISED Minimum Emission BW ~ WLAN5Gx ac-VHT40 mode U-NII-3 69
FCC Part 15.407 & ISED Minimum Emission BW ~ WLAN5Gx ac-VHT40 mode U-NII-3 71
FCC Part 15.407 & ISED Minimum Emission BW ~ WLAN5Gx ac-VHT40 mode U-NII-3 73
FCC Part 15.407 & ISED Minimum Emission BW ~ WLAN5Gx ac-VHT40 mode U-NII-3 75
FCC Part 15.407 & ISED Minimum Emission BW ~ WLAN5Gx n-HT40 mode U-NII-3 77
FCC Part 15.407 & ISED Minimum Emission BW ~ WLAN5Gx n-HT40 mode U-NII-3 79
FCC Part 15.407 & ISED Minimum Emission BW ~ WLAN5Gx n-HT40 mode U-NII-3 81
FCC Part 15.407 & ISED Minimum Emission BW ~ WLAN5Gx n-HT40 mode U-NII-3 83
FCC Part 15.407 & ISED Minimum Emission BW ~ WLAN5Gx n-HT40 mode U-NII-3 85
FCC Part 15.407 & ISED Minimum Emission BW ~ WLAN5Gx n-HT40 mode U-NII-3 87

FCC Part 15.407 & ISED Minimum Emission BW ~ WLAN5Gx n-HT40 mode U-NII-3 89
FCC Part 15.407 & ISED Minimum Emission BW ~ WLAN5Gx n-HT40 mode U-NII-3 91
FCC Part 15.407 & ISED Minimum Emission BW ~ WLAN5Gx ac-VHT20 mode U-NII-3 93
FCC Part 15.407 & ISED Minimum Emission BW ~ WLAN5Gx ac-VHT20 mode U-NII-3 95
FCC Part 15.407 & ISED Minimum Emission BW ~ WLAN5Gx ac-VHT20 mode U-NII-3 97
FCC Part 15.407 & ISED Minimum Emission BW ~ WLAN5Gx ac-VHT20 mode U-NII-3 99
FCC Part 15.407 & ISED Minimum Emission BW ~ WLAN5Gx ac-VHT20 mode U-NII-3 101
FCC Part 15.407 & ISED Minimum Emission BW ~ WLAN5Gx ac-VHT20 mode U-NII-3 103
FCC Part 15.407 & ISED Minimum Emission BW ~ WLAN5Gx ac-VHT20 mode U-NII-3 105
FCC Part 15.407 & ISED Minimum Emission BW ~ WLAN5Gx ac-VHT20 mode U-NII-3 107
FCC Part 15.407 & ISED Minimum Emission BW ~ WLAN5Gx ac-VHT20 mode U-NII-3 109
FCC Part 15.407 & ISED Minimum Emission BW ~ WLAN5Gx ac-VHT20 mode U-NII-3 111
FCC Part 15.407 & ISED Minimum Emission BW ~ WLAN5Gx ac-VHT20 mode U-NII-3 113
FCC Part 15.407 & ISED Minimum Emission BW ~ WLAN5Gx ac-VHT20 mode U-NII-3 115
FCC Part 15.407 & ISED Minimum Emission BW ~ WLAN5Gx n-HT20 mode U-NII-3 117
FCC Part 15.407 & ISED Minimum Emission BW ~ WLAN5Gx n-HT20 mode U-NII-3 119
FCC Part 15.407 & ISED Minimum Emission BW ~ WLAN5Gx n-HT20 mode U-NII-3 121
FCC Part 15.407 & ISED Minimum Emission BW ~ WLAN5Gx n-HT20 mode U-NII-3 123
FCC Part 15.407 & ISED Minimum Emission BW ~ WLAN5Gx n-HT20 mode U-NII-3 125
FCC Part 15.407 & ISED Minimum Emission BW ~ WLAN5Gx n-HT20 mode U-NII-3 127
FCC Part 15.407 & ISED Minimum Emission BW ~ WLAN5Gx n-HT20 mode U-NII-3 129
FCC Part 15.407 & ISED Minimum Emission BW ~ WLAN5Gx n-HT20 mode U-NII-3 131
FCC Part 15.407 & ISED Minimum Emission BW ~ WLAN5Gx a mode U-NII-3 133
FCC Part 15.407 & ISED Minimum Emission BW ~ WLAN5Gx a mode U-NII-3 135
FCC Part 15.407 & ISED Minimum Emission BW ~ WLAN5Gx a mode U-NII-3 137
FCC Part 15.407 & ISED Minimum Emission BW ~ WLAN5Gx a mode U-NII-3 139
FCC Part 15.407 & ISED Minimum Emission BW ~ WLAN5Gx a mode U-NII-3 141
FCC Part 15.407 & ISED Minimum Emission BW ~ WLAN5Gx a mode U-NII-3 143
FCC Part 15.407 & ISED Minimum Emission BW ~ WLAN5Gx a mode U-NII-3 145
FCC Part 15.407 & ISED Minimum Emission BW ~ WLAN5Gx a mode U-NII-3 147
FCC Part 15.407 & ISED Minimum Emission BW ~ WLAN5Gx a mode U-NII-3 149
FCC Part 15.407 & ISED Minimum Emission BW ~ WLAN5Gx a mode U-NII-3 151
FCC Part 15.407 & ISED Minimum Emission BW ~ WLAN5Gx a mode U-NII-3 153
FCC Part 15.407 & ISED Minimum Emission BW ~ WLAN5Gx a mode U-NII-3 155

EUT Information

EUT DEFINITION	
Manufacturer	SAGEMCOM BROADBAND SAS
Type	F5688W
Serial Number	DM2201959000008
Setup Number	1.0
Version SW	NI
Version FW	NI
Version HW	V1.0
Comment 1	
Comment 2	
Temperature [°C] Min	0
Temperature [°C] Nom	20
Temperature [°C] Max	50
Voltage [V] Min	120
Voltage [V] Nom	120
Voltage [V] Max	120

FCC Part 15.407 & ISED Minimum Emission BW ~ WLAN5Gx ax-HE20 U-NII-3

Test References	
TC Start	30.03.2022 14:09:02
Ambit Temp [°C] | Humidity [rel%]	25.5 | 32
System Version	3.0.5.9
Test Specification	FCC Part 15.407
Test Method	KDB789033 D02, C.2.
TC Version	0.0.1
My Description	FCC 15.407 Min Emission Bandwidth - WLAN5Gx ax-HE20 U-NII-3
Add. Information	

EUT Common Settings WLAN5Gx	
Number of Antenna Ports	4
User Interaction	No
Device Class UNII_1	AP indoor

Test Parameter	
Technology to test	WLAN5Gx ax-HE20 U-NII-3
Antenna Port used	1
Temperature	nom
Voltage	nom
Frequency low to test	False | Freq [MHz] 5745
Frequency mid to test	True | Freq [MHz] 5785
Frequency high to test	False | Freq [MHz] 5825
Auto Control enabled Power Supply | Climatic Box	No | No
Additional Path Loss [dB]	0.5
Switched Path	EUT - SignalingUnit - SpectrumAnalyzer

Test Equipment
Signal analyzer,Rohde&Schwarz,FSV-40,1307.9002K40/101042,3.70
Switch matrix,CTCadvanced,SPM-4 NI DAQ,28016133,NI

Test at TX 5785 MHz

RESULT: Reference Power cond.					
Test Description	Lower Limit	Upper Limit	Measured	Unit	Verdict
Ref. Power 1MHz/1MHz cond.	---	---	18.53	dBm	INFO
Ref. Frequency	---	---	5789.600	MHz	INFO

READ SA SETTINGS:	
RefLevel [dBm] | RefLevelOffset [dB] | InpAtt [dB]	30.53 | 17.86 | 30
Start [MHz] | Stop [MHz]	5760.000 | 5810.000
RBW [MHz] | VBW [MHz]	0.100000 | 0.300000
Detector | TraceMode	POS | MAXH
Sweep: Time [ms] | Count | Points per Section | Type	2 | 1500 | 1001 | SWE

RESULT					
Test Description	Lower Limit	Upper Limit	Measured	Unit	Verdict
Bandwidth (6dB)	0.500	---	18.3	MHz	PASS

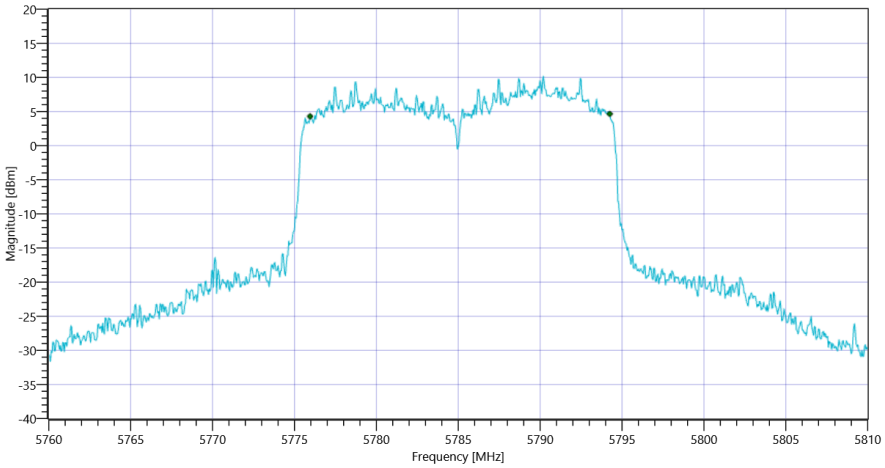

FCC Part 15.407 & ISED Minimum Emission BW ~ WLAN5Gx ax-HE20 U-NII-3

General verdict	PASS

FCC Part 15.407 & ISED Minimum Emission BW ~ WLAN5Gx ax-HE20 U-NII-3

Test References	
TC Start	30.03.2022 14:15:25
Ambit Temp [°C] | Humidity [rel%]	25.5 | 32
System Version	3.0.5.9
Test Specification	FCC Part 15.407
Test Method	KDB789033 D02, C.2.
TC Version	0.0.1
My Description	FCC 15.407 Min Emission Bandwidth - WLAN5Gx ax-HE20 U-NII-3
Add. Information	

EUT Common Settings WLAN5Gx	
Number of Antenna Ports	4
User Interaction	No
Device Class UNII_1	AP indoor

Test Parameter	
Technology to test	WLAN5Gx ax-HE20 U-NII-3
Antenna Port used	2
Temperature	nom
Voltage	nom
Frequency low to test	False | Freq [MHz] 5745
Frequency mid to test	True | Freq [MHz] 5785
Frequency high to test	False | Freq [MHz] 5825
Auto Control enabled Power Supply | Climatic Box	No | No
Additional Path Loss [dB]	0.5
Switched Path	EUT - SignalingUnit - SpectrumAnalyzer

Test Equipment
Signal analyzer,Rohde&Schwarz,FSV-40,1307.9002K40/101042,3.70
Switch matrix,CTCadvanced,SPM-4 NI DAQ,28016133,NI

Test at TX 5785 MHz

RESULT: Reference Power cond.					
Test Description	Lower Limit	Upper Limit	Measured	Unit	Verdict
Ref. Power 1MHz/1MHz cond.	---	---	20.48	dBm	INFO
Ref. Frequency	---	---	5790.990	MHz	INFO

READ SA SETTINGS:	
RefLevel [dBm] | RefLevelOffset [dB] | InpAtt [dB]	32.48 | 17.86 | 30
Start [MHz] | Stop [MHz]	5760.000 | 5810.000
RBW [MHz] | VBW [MHz]	0.100000 | 0.300000
Detector | TraceMode	POS | MAXH
Sweep: Time [ms] | Count | Points per Section | Type	2 | 1500 | 1001 | SWE

RESULT					
Test Description	Lower Limit	Upper Limit	Measured	Unit	Verdict
Bandwidth (6dB)	0.500	---	18.95	MHz	PASS

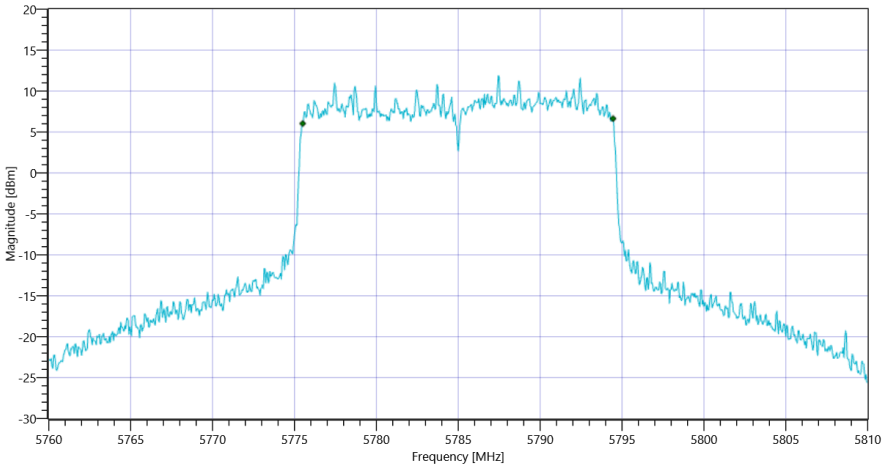

FCC Part 15.407 & ISED Minimum Emission BW ~ WLAN5Gx ax-HE20 U-NII-3

General verdict	PASS

FCC Part 15.407 & ISED Minimum Emission BW ~ WLAN5Gx ax-HE20 U-NII-3

Test References	
TC Start	30.03.2022 14:21:47
Ambit Temp [°C] | Humidity [rel%]	25.5 | 32
System Version	3.0.5.9
Test Specification	FCC Part 15.407
Test Method	KDB789033 D02, C.2.
TC Version	0.0.1
My Description	FCC 15.407 Min Emission Bandwidth - WLAN5Gx ax-HE20 U-NII-3
Add. Information	

EUT Common Settings WLAN5Gx	
Number of Antenna Ports	4
User Interaction	No
Device Class UNII_1	AP indoor

Test Parameter	
Technology to test	WLAN5Gx ax-HE20 U-NII-3
Antenna Port used	3
Temperature	nom
Voltage	nom
Frequency low to test	False | Freq [MHz] 5745
Frequency mid to test	True | Freq [MHz] 5785
Frequency high to test	False | Freq [MHz] 5825
Auto Control enabled Power Supply | Climatic Box	No | No
Additional Path Loss [dB]	0.5
Switched Path	EUT - SignalingUnit - SpectrumAnalyzer

Test Equipment
Signal analyzer,Rohde&Schwarz,FSV-40,1307.9002K40/101042,3.70
Switch matrix,CTCadvanced,SPM-4 NI DAQ,28016133,NI

Test at TX 5785 MHz

RESULT: Reference Power cond.					
Test Description	Lower Limit	Upper Limit	Measured	Unit	Verdict
Ref. Power 1MHz/1MHz cond.	---	---	19.93	dBm	INFO
Ref. Frequency	---	---	5792.590	MHz	INFO

READ SA SETTINGS:	
RefLevel [dBm] | RefLevelOffset [dB] | InpAtt [dB]	31.93 | 17.86 | 30
Start [MHz] | Stop [MHz]	5760.000 | 5810.000
RBW [MHz] | VBW [MHz]	0.100000 | 0.300000
Detector | TraceMode	POS | MAXH
Sweep: Time [ms] | Count | Points per Section | Type	2 | 1500 | 1001 | SWE

RESULT					
Test Description	Lower Limit	Upper Limit	Measured	Unit	Verdict
Bandwidth (6dB)	0.500	---	18.85	MHz	PASS

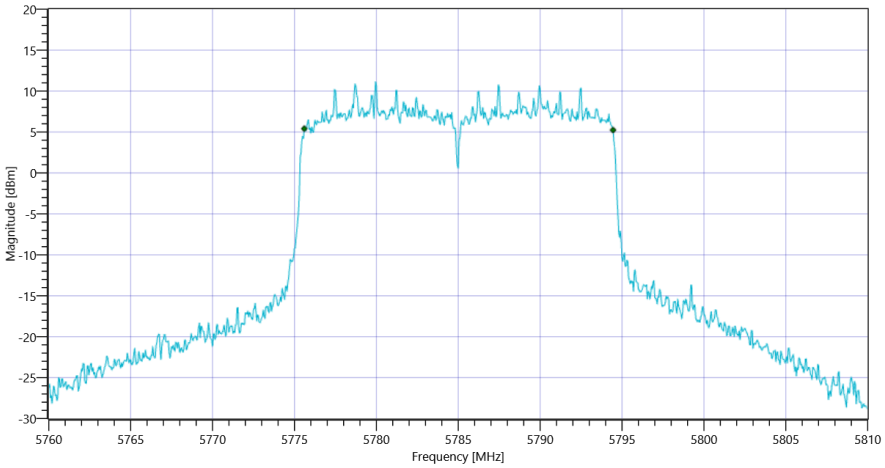

FCC Part 15.407 & ISED Minimum Emission BW ~ WLAN5Gx ax-HE20 U-NII-3

General verdict	PASS

FCC Part 15.407 & ISED Minimum Emission BW ~ WLAN5Gx ax-HE20 U-NII-3

Test References	
TC Start	30.03.2022 14:28:08
Ambit Temp [°C] | Humidity [rel%]	25.5 | 32
System Version	3.0.5.9
Test Specification	FCC Part 15.407
Test Method	KDB789033 D02, C.2.
TC Version	0.0.1
My Description	FCC 15.407 Min Emission Bandwidth - WLAN5Gx ax-HE20 U-NII-3
Add. Information	

EUT Common Settings WLAN5Gx	
Number of Antenna Ports	4
User Interaction	No
Device Class UNII_1	AP indoor

Test Parameter	
Technology to test	WLAN5Gx ax-HE20 U-NII-3
Antenna Port used	4
Temperature	nom
Voltage	nom
Frequency low to test	False | Freq [MHz] 5745
Frequency mid to test	True | Freq [MHz] 5785
Frequency high to test	False | Freq [MHz] 5825
Auto Control enabled Power Supply | Climatic Box	No | No
Additional Path Loss [dB]	0.5
Switched Path	EUT - SignalingUnit - SpectrumAnalyzer

Test Equipment
Signal analyzer,Rohde&Schwarz,FSV-40,1307.9002K40/101042,3.70
Switch matrix,CTCadvanced,SPM-4 NI DAQ,28016133,NI

Test at TX 5785 MHz

RESULT: Reference Power cond.					
Test Description	Lower Limit	Upper Limit	Measured	Unit	Verdict
Ref. Power 1MHz/1MHz cond.	---	---	19.81	dBm	INFO
Ref. Frequency	---	---	5782.000	MHz	INFO

READ SA SETTINGS:	
RefLevel [dBm] | RefLevelOffset [dB] | InpAtt [dB]	31.81 | 17.86 | 30
Start [MHz] | Stop [MHz]	5760.000 | 5810.000
RBW [MHz] | VBW [MHz]	0.100000 | 0.300000
Detector | TraceMode	POS | MAXH
Sweep: Time [ms] | Count | Points per Section | Type	2 | 1500 | 1001 | SWE

RESULT					
Test Description	Lower Limit	Upper Limit	Measured	Unit	Verdict
Bandwidth (6dB)	0.500	---	16.4	MHz	PASS

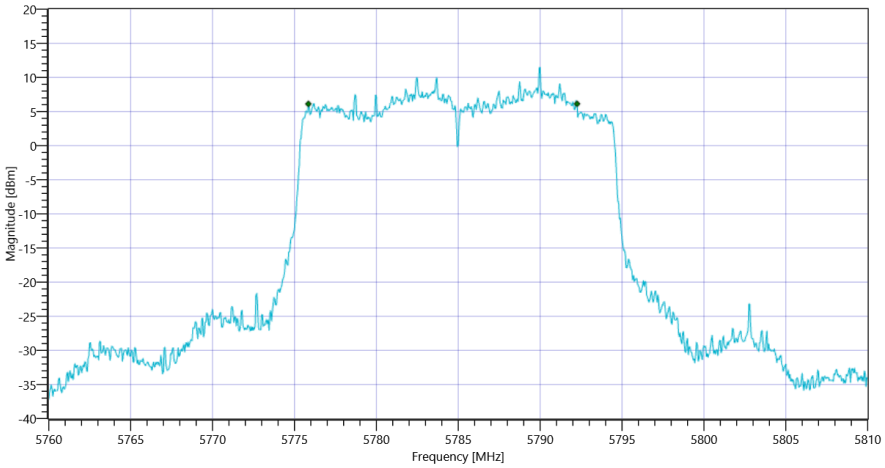

FCC Part 15.407 & ISED Minimum Emission BW ~ WLAN5Gx ax-HE20 U-NII-3

General verdict	PASS

FCC Part 15.407 & ISED Minimum Emission BW ~ WLAN5Gx ax-HE20 U-NII-3

Test References	
TC Start	31.03.2022 15:46:29
Ambit Temp [°C] | Humidity [rel%]	25.3 | 28
System Version	3.0.5.9
Test Specification	FCC Part 15.407
Test Method	KDB789033 D02, C.2.
TC Version	0.0.1
My Description	FCC 15.407 Min Emission Bandwidth - WLAN5Gx ax-HE20 U-NII-3
Add. Information	

EUT Common Settings WLAN5Gx	
Number of Antenna Ports	4
User Interaction	No
Device Class UNII_1	AP indoor

Test Parameter	
Technology to test	WLAN5Gx ax-HE20 U-NII-3
Antenna Port used	1
Temperature	nom
Voltage	nom
Frequency low to test	True | Freq [MHz] 5745
Frequency mid to test	False | Freq [MHz] 5785
Frequency high to test	False | Freq [MHz] 5825
Auto Control enabled Power Supply | Climatic Box	No | No
Additional Path Loss [dB]	0.5
Switched Path	EUT - SignalingUnit - SpectrumAnalyzer

Test Equipment
Signal analyzer,Rohde&Schwarz,FSV-40,1307.9002K40/101042,3.70
Switch matrix,CTCadvanced,SPM-4 NI DAQ,28016133,NI

Test at TX 5745 MHz

RESULT: Reference Power cond.					
Test Description	Lower Limit	Upper Limit	Measured	Unit	Verdict
Ref. Power 1MHz/1MHz cond.	---	---	17.66	dBm	INFO
Ref. Frequency	---	---	5753.790	MHz	INFO

READ SA SETTINGS:	
RefLevel [dBm] | RefLevelOffset [dB] | InpAtt [dB]	29.66 | 17.82 | 30
Start [MHz] | Stop [MHz]	5720.000 | 5770.000
RBW [MHz] | VBW [MHz]	0.100000 | 0.300000
Detector | TraceMode	POS | MAXH
Sweep: Time [ms] | Count | Points per Section | Type	2 | 1500 | 1001 | SWE

RESULT					
Test Description	Lower Limit	Upper Limit	Measured	Unit	Verdict
Bandwidth (6dB)	0.500	---	19	MHz	PASS

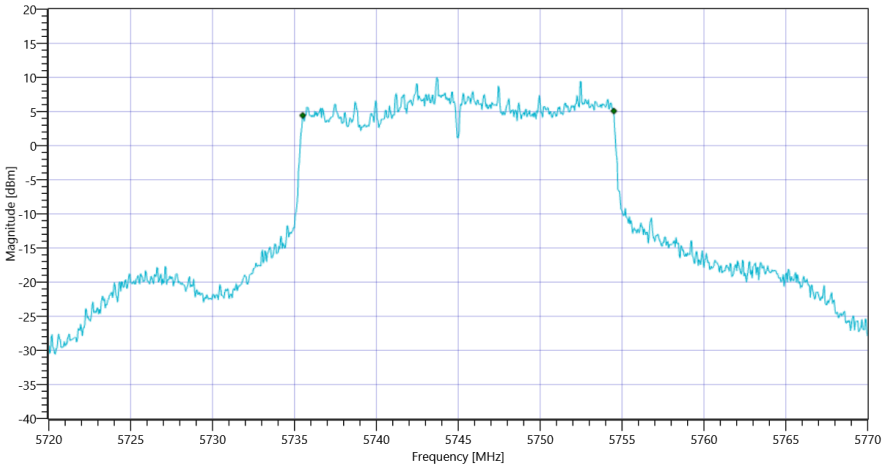

FCC Part 15.407 & ISED Minimum Emission BW ~ WLAN5Gx ax-HE20 U-NII-3

General verdict	PASS

FCC Part 15.407 & ISED Minimum Emission BW ~ WLAN5Gx ax-HE20 U-NII-3

Test References	
TC Start	31.03.2022 15:50:55
Ambit Temp [°C] | Humidity [rel%]	25.3 | 28
System Version	3.0.5.9
Test Specification	FCC Part 15.407
Test Method	KDB789033 D02, C.2.
TC Version	0.0.1
My Description	FCC 15.407 Min Emission Bandwidth - WLAN5Gx ax-HE20 U-NII-3
Add. Information	

EUT Common Settings WLAN5Gx	
Number of Antenna Ports	4
User Interaction	No
Device Class UNII_1	AP indoor

Test Parameter	
Technology to test	WLAN5Gx ax-HE20 U-NII-3
Antenna Port used	2
Temperature	nom
Voltage	nom
Frequency low to test	True | Freq [MHz] 5745
Frequency mid to test	False | Freq [MHz] 5785
Frequency high to test	False | Freq [MHz] 5825
Auto Control enabled Power Supply | Climatic Box	No | No
Additional Path Loss [dB]	0.5
Switched Path	EUT - SignalingUnit - SpectrumAnalyzer

Test Equipment
Signal analyzer,Rohde&Schwarz,FSV-40,1307.9002K40/101042,3.70
Switch matrix,CTCadvanced,SPM-4 NI DAQ,28016133,NI

Test at TX 5745 MHz

RESULT: Reference Power cond.					
Test Description	Lower Limit	Upper Limit	Measured	Unit	Verdict
Ref. Power 1MHz/1MHz cond.	---	---	21.07	dBm	INFO
Ref. Frequency	---	---	5752.190	MHz	INFO

READ SA SETTINGS:	
RefLevel [dBm] | RefLevelOffset [dB] | InpAtt [dB]	33.07 | 17.82 | 35
Start [MHz] | Stop [MHz]	5720.000 | 5770.000
RBW [MHz] | VBW [MHz]	0.100000 | 0.300000
Detector | TraceMode	POS | MAXH
Sweep: Time [ms] | Count | Points per Section | Type	2 | 1500 | 1001 | SWE

RESULT					
Test Description	Lower Limit	Upper Limit	Measured	Unit	Verdict
Bandwidth (6dB)	0.500	---	18.9	MHz	PASS

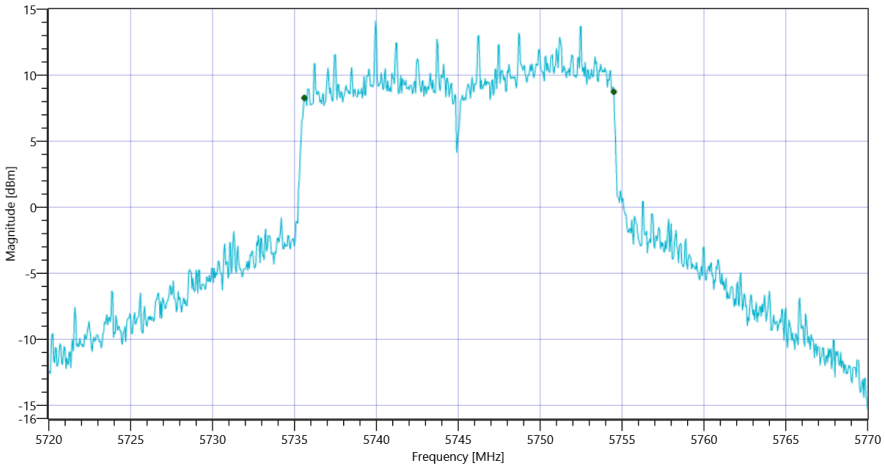

FCC Part 15.407 & ISED Minimum Emission BW ~ WLAN5Gx ax-HE20 U-NII-3

General verdict	PASS

FCC Part 15.407 & ISED Minimum Emission BW ~ WLAN5Gx ax-HE20 U-NII-3

Test References	
TC Start	31.03.2022 15:55:17
Ambit Temp [°C] | Humidity [rel%]	25.3 | 28
System Version	3.0.5.9
Test Specification	FCC Part 15.407
Test Method	KDB789033 D02, C.2.
TC Version	0.0.1
My Description	FCC 15.407 Min Emission Bandwidth - WLAN5Gx ax-HE20 U-NII-3
Add. Information	

EUT Common Settings WLAN5Gx	
Number of Antenna Ports	4
User Interaction	No
Device Class UNII_1	AP indoor

Test Parameter	
Technology to test	WLAN5Gx ax-HE20 U-NII-3
Antenna Port used	3
Temperature	nom
Voltage	nom
Frequency low to test	True | Freq [MHz] 5745
Frequency mid to test	False | Freq [MHz] 5785
Frequency high to test	False | Freq [MHz] 5825
Auto Control enabled Power Supply | Climatic Box	No | No
Additional Path Loss [dB]	0.5
Switched Path	EUT - SignalingUnit - SpectrumAnalyzer

Test Equipment
Signal analyzer,Rohde&Schwarz,FSV-40,1307.9002K40/101042,3.70
Switch matrix,CTCadvanced,SPM-4 NI DAQ,28016133,NI

Test at TX 5745 MHz

RESULT: Reference Power cond.					
Test Description	Lower Limit	Upper Limit	Measured	Unit	Verdict
Ref. Power 1MHz/1MHz cond.	---	---	22.63	dBm	INFO
Ref. Frequency	---	---	5746.800	MHz	INFO

READ SA SETTINGS:	
RefLevel [dBm] | RefLevelOffset [dB] | InpAtt [dB]	34.63 | 17.82 | 35
Start [MHz] | Stop [MHz]	5720.000 | 5770.000
RBW [MHz] | VBW [MHz]	0.100000 | 0.300000
Detector | TraceMode	POS | MAXH
Sweep: Time [ms] | Count | Points per Section | Type	2 | 1500 | 1001 | SWE

RESULT					
Test Description	Lower Limit	Upper Limit	Measured	Unit	Verdict
Bandwidth (6dB)	0.500	---	18.25	MHz	PASS

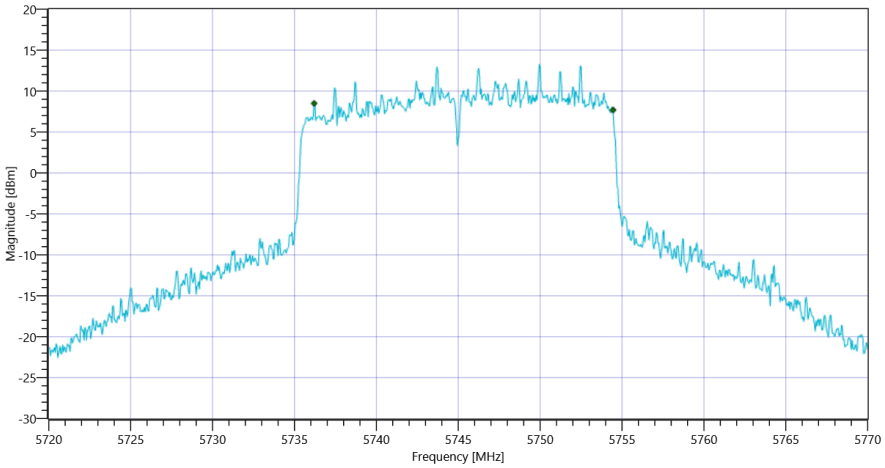

FCC Part 15.407 & ISED Minimum Emission BW ~ WLAN5Gx ax-HE20 U-NII-3

General verdict	PASS

FCC Part 15.407 & ISED Minimum Emission BW ~ WLAN5Gx ax-HE20 U-NII-3

Test References	
TC Start	31.03.2022 15:59:41
Ambit Temp [°C] | Humidity [rel%]	25.3 | 28
System Version	3.0.5.9
Test Specification	FCC Part 15.407
Test Method	KDB789033 D02, C.2.
TC Version	0.0.1
My Description	FCC 15.407 Min Emission Bandwidth - WLAN5Gx ax-HE20 U-NII-3
Add. Information	

EUT Common Settings WLAN5Gx	
Number of Antenna Ports	4
User Interaction	No
Device Class UNII_1	AP indoor

Test Parameter	
Technology to test	WLAN5Gx ax-HE20 U-NII-3
Antenna Port used	4
Temperature	nom
Voltage	nom
Frequency low to test	True | Freq [MHz] 5745
Frequency mid to test	False | Freq [MHz] 5785
Frequency high to test	False | Freq [MHz] 5825
Auto Control enabled Power Supply | Climatic Box	No | No
Additional Path Loss [dB]	0.5
Switched Path	EUT - SignalingUnit - SpectrumAnalyzer

Test Equipment
Signal analyzer,Rohde&Schwarz,FSV-40,1307.9002K40/101042,3.70
Switch matrix,CTCadvanced,SPM-4 NI DAQ,28016133,NI

Test at TX 5745 MHz

RESULT: Reference Power cond.					
Test Description	Lower Limit	Upper Limit	Measured	Unit	Verdict
Ref. Power 1MHz/1MHz cond.	---	---	19.97	dBm	INFO
Ref. Frequency	---	---	5737.610	MHz	INFO

READ SA SETTINGS:	
RefLevel [dBm] | RefLevelOffset [dB] | InpAtt [dB]	31.97 | 17.82 | 30
Start [MHz] | Stop [MHz]	5720.000 | 5770.000
RBW [MHz] | VBW [MHz]	0.100000 | 0.300000
Detector | TraceMode	POS | MAXH
Sweep: Time [ms] | Count | Points per Section | Type	2 | 1500 | 1001 | SWE

RESULT					
Test Description	Lower Limit	Upper Limit	Measured	Unit	Verdict
Bandwidth (6dB)	0.500	---	18.1	MHz	PASS

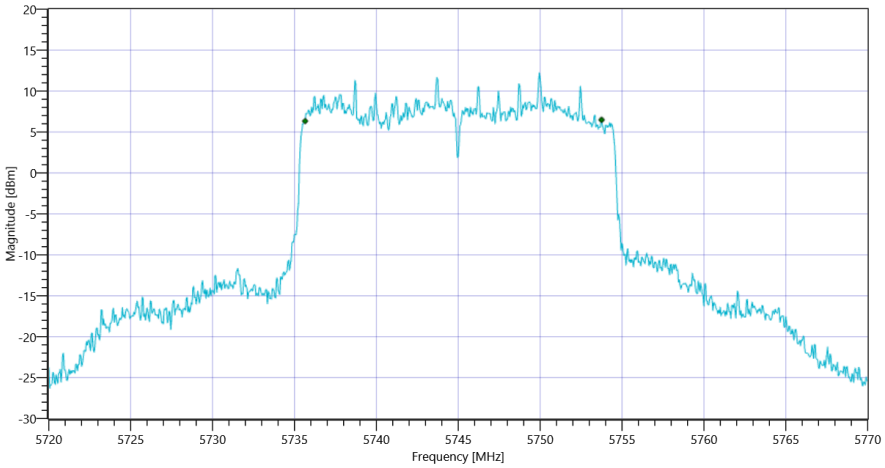

FCC Part 15.407 & ISED Minimum Emission BW ~ WLAN5Gx ax-HE20 U-NII-3

General verdict	PASS

FCC Part 15.407 & ISED Minimum Emission BW ~ WLAN5Gx ax-HE80 U-NII-3

Test References	
TC Start	30.03.2022 13:20:13
Ambit Temp [°C] | Humidity [rel%]	25.5 | 33
System Version	3.0.5.9
Test Specification	FCC Part 15.407
Test Method	KDB789033 D02, C.2.
TC Version	0.0.1
My Description	FCC 15.407 Min Emission Bandwidth - WLAN5Gx ax-HE80 U-NII-3
Add. Information	

EUT Common Settings WLAN5Gx	
Number of Antenna Ports	4
User Interaction	No
Device Class UNII_1	AP indoor

Test Parameter	
Technology to test	WLAN5Gx ax-HE80 U-NII-3
Antenna Port used	4
Temperature	nom
Voltage	nom
Frequency low to test	False | Freq [MHz] 0
Frequency mid to test	True | Freq [MHz] 5775
Frequency high to test	False | Freq [MHz] 0
Auto Control enabled Power Supply | Climatic Box	No | No
Additional Path Loss [dB]	0.5
Switched Path	EUT - SignalingUnit - SpectrumAnalyzer

Test Equipment
Signal analyzer,Rohde&Schwarz,FSV-40,1307.9002K40/101042,3.70
Switch matrix,CTCadvanced,SPM-4 NI DAQ,28016133,NI

Test at TX 5775 MHz

RESULT: Reference Power cond.					
Test Description	Lower Limit	Upper Limit	Measured	Unit	Verdict
Ref. Power 1MHz/1MHz cond.	---	---	13.76	dBm	INFO
Ref. Frequency	---	---	5760.410	MHz	INFO

READ SA SETTINGS:	
RefLevel [dBm] | RefLevelOffset [dB] | InpAtt [dB]	25.76 | 17.86 | 25
Start [MHz] | Stop [MHz]	5675.000 | 5875.000
RBW [MHz] | VBW [MHz]	0.100000 | 0.300000
Detector | TraceMode	POS | MAXH
Sweep: Time [ms] | Count | Points per Section | Type	2 | 1500 | 1001 | SWE

RESULT					
Test Description	Lower Limit	Upper Limit	Measured	Unit	Verdict
Bandwidth (6dB)	0.500	---	74.6	MHz	PASS

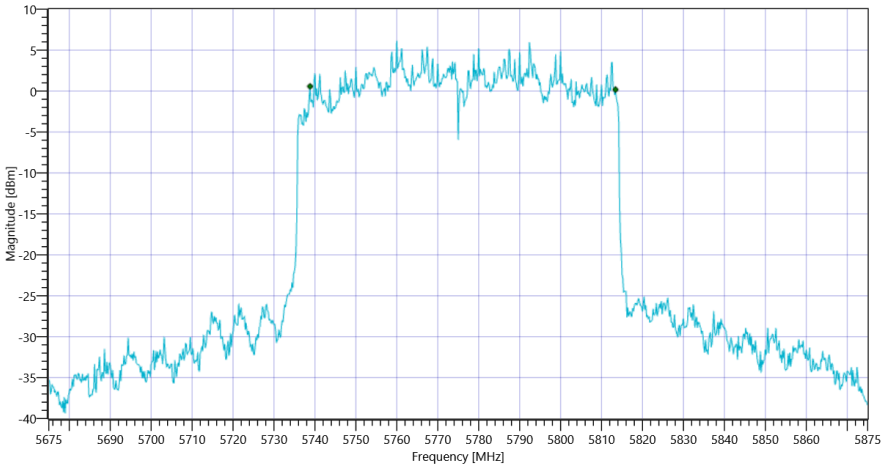

FCC Part 15.407 & ISED Minimum Emission BW ~ WLAN5Gx ax-HE80 U-NII-3

General verdict	PASS

FCC Part 15.407 & ISED Minimum Emission BW ~ WLAN5Gx ax-HE80 U-NII-3

Test References	
TC Start	30.03.2022 13:12:03
Ambit Temp [°C] | Humidity [rel%]	25.6 | 33
System Version	3.0.5.9
Test Specification	FCC Part 15.407
Test Method	KDB789033 D02, C.2.
TC Version	0.0.1
My Description	FCC 15.407 Min Emission Bandwidth - WLAN5Gx ax-HE80 U-NII-3
Add. Information	

EUT Common Settings WLAN5Gx	
Number of Antenna Ports	4
User Interaction	No
Device Class UNII_1	AP indoor

Test Parameter	
Technology to test	WLAN5Gx ax-HE80 U-NII-3
Antenna Port used	3
Temperature	nom
Voltage	nom
Frequency low to test	False | Freq [MHz] 0
Frequency mid to test	True | Freq [MHz] 5775
Frequency high to test	False | Freq [MHz] 0
Auto Control enabled Power Supply | Climatic Box	No | No
Additional Path Loss [dB]	0.5
Switched Path	EUT - SignalingUnit - SpectrumAnalyzer

Test Equipment
Signal analyzer,Rohde&Schwarz,FSV-40,1307.9002K40/101042,3.70
Switch matrix,CTCadvanced,SPM-4 NI DAQ,28016133,NI

Test at TX 5775 MHz

RESULT: Reference Power cond.					
Test Description	Lower Limit	Upper Limit	Measured	Unit	Verdict
Ref. Power 1MHz/1MHz cond.	---	---	13.74	dBm	INFO
Ref. Frequency	---	---	5769.010	MHz	INFO

READ SA SETTINGS:	
RefLevel [dBm] | RefLevelOffset [dB] | InpAtt [dB]	25.74 | 17.86 | 25
Start [MHz] | Stop [MHz]	5675.000 | 5875.000
RBW [MHz] | VBW [MHz]	0.100000 | 0.300000
Detector | TraceMode	POS | MAXH
Sweep: Time [ms] | Count | Points per Section | Type	2 | 1500 | 1001 | SWE

RESULT					
Test Description	Lower Limit	Upper Limit	Measured	Unit	Verdict
Bandwidth (6dB)	0.500	---	76.2	MHz	PASS

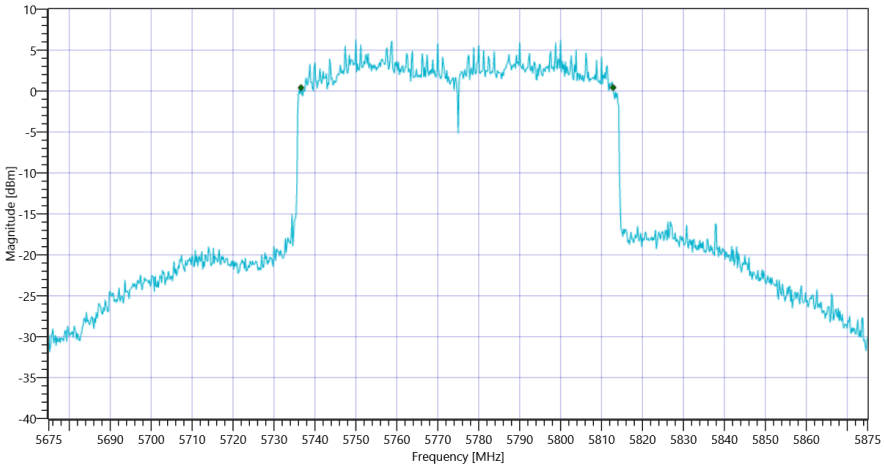

FCC Part 15.407 & ISED Minimum Emission BW ~ WLAN5Gx ax-HE80 U-NII-3

General verdict	PASS

FCC Part 15.407 & ISED Minimum Emission BW ~ WLAN5Gx ax-HE80 U-NII-3

Test References	
TC Start	30.03.2022 13:03:54
Ambit Temp [°C] | Humidity [rel%]	25.5 | 33
System Version	3.0.5.9
Test Specification	FCC Part 15.407
Test Method	KDB789033 D02, C.2.
TC Version	0.0.1
My Description	FCC 15.407 Min Emission Bandwidth - WLAN5Gx ax-HE80 U-NII-3
Add. Information	

EUT Common Settings WLAN5Gx	
Number of Antenna Ports	4
User Interaction	No
Device Class UNII_1	AP indoor

Test Parameter	
Technology to test	WLAN5Gx ax-HE80 U-NII-3
Antenna Port used	2
Temperature	nom
Voltage	nom
Frequency low to test	False | Freq [MHz] 0
Frequency mid to test	True | Freq [MHz] 5775
Frequency high to test	False | Freq [MHz] 0
Auto Control enabled Power Supply | Climatic Box	No | No
Additional Path Loss [dB]	0.5
Switched Path	EUT - SignalingUnit - SpectrumAnalyzer

Test Equipment
Signal analyzer,Rohde&Schwarz,FSV-40,1307.9002K40/101042,3.70
Switch matrix,CTCadvanced,SPM-4 NI DAQ,28016133,NI

Test at TX 5775 MHz

RESULT: Reference Power cond.					
Test Description	Lower Limit	Upper Limit	Measured	Unit	Verdict
Ref. Power 1MHz/1MHz cond.	---	---	15.47	dBm	INFO
Ref. Frequency	---	---	5752.620	MHz	INFO

READ SA SETTINGS:	
RefLevel [dBm] | RefLevelOffset [dB] | InpAtt [dB]	27.47 | 17.86 | 25
Start [MHz] | Stop [MHz]	5675.000 | 5875.000
RBW [MHz] | VBW [MHz]	0.100000 | 0.300000
Detector | TraceMode	POS | MAXH
Sweep: Time [ms] | Count | Points per Section | Type	2 | 1500 | 1001 | SWE

RESULT					
Test Description	Lower Limit	Upper Limit	Measured	Unit	Verdict
Bandwidth (6dB)	0.500	---	75.2	MHz	PASS

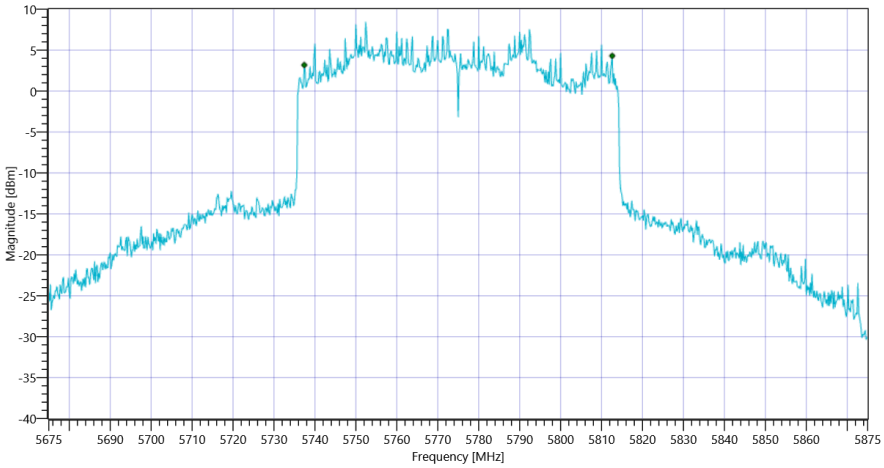

FCC Part 15.407 & ISED Minimum Emission BW ~ WLAN5Gx ax-HE80 U-NII-3

General verdict	PASS

FCC Part 15.407 & ISED Minimum Emission BW ~ WLAN5Gx ax-HE80 U-NII-3

Test References	
TC Start	30.03.2022 12:55:44
Ambit Temp [°C] | Humidity [rel%]	25.5 | 33
System Version	3.0.5.9
Test Specification	FCC Part 15.407
Test Method	KDB789033 D02, C.2.
TC Version	0.0.1
My Description	FCC 15.407 Min Emission Bandwidth - WLAN5Gx ax-HE80 U-NII-3
Add. Information	

EUT Common Settings WLAN5Gx	
Number of Antenna Ports	4
User Interaction	No
Device Class UNII_1	AP indoor

Test Parameter	
Technology to test	WLAN5Gx ax-HE80 U-NII-3
Antenna Port used	1
Temperature	nom
Voltage	nom
Frequency low to test	False | Freq [MHz] 0
Frequency mid to test	True | Freq [MHz] 5775
Frequency high to test	False | Freq [MHz] 0
Auto Control enabled Power Supply | Climatic Box	No | No
Additional Path Loss [dB]	0.5
Switched Path	EUT - SignalingUnit - SpectrumAnalyzer

Test Equipment
Signal analyzer,Rohde&Schwarz,FSV-40,1307.9002K40/101042,3.70
Switch matrix,CTCadvanced,SPM-4 NI DAQ,28016133,NI

Test at TX 5775 MHz

RESULT: Reference Power cond.					
Test Description	Lower Limit	Upper Limit	Measured	Unit	Verdict
Ref. Power 1MHz/1MHz cond.	---	---	15.28	dBm	INFO
Ref. Frequency	---	---	5782.590	MHz	INFO

READ SA SETTINGS:	
RefLevel [dBm] | RefLevelOffset [dB] | InpAtt [dB]	27.28 | 17.86 | 25
Start [MHz] | Stop [MHz]	5675.000 | 5875.000
RBW [MHz] | VBW [MHz]	0.100000 | 0.300000
Detector | TraceMode	POS | MAXH
Sweep: Time [ms] | Count | Points per Section | Type	2 | 1500 | 1001 | SWE

RESULT					
Test Description	Lower Limit	Upper Limit	Measured	Unit	Verdict
Bandwidth (6dB)	0.500	---	71.4	MHz	PASS

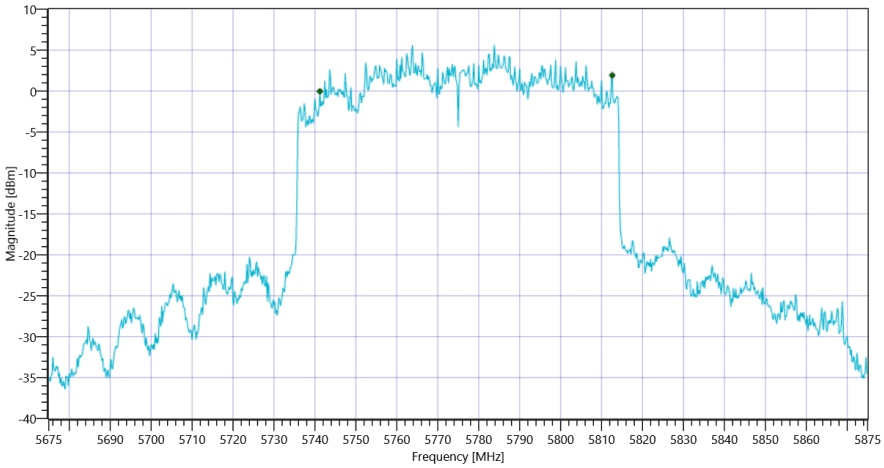

FCC Part 15.407 & ISED Minimum Emission BW ~ WLAN5Gx ax-HE80 U-NII-3

General verdict	PASS

FCC Part 15.407 & ISED Minimum Emission BW ~ WLAN5Gx ax-HE40 U-NII-3

Test References	
TC Start	30.03.2022 11:03:08
Ambit Temp [°C] | Humidity [rel%]	25.3 | 32
System Version	3.0.5.9
Test Specification	FCC Part 15.407
Test Method	KDB789033 D02, C.2.
TC Version	0.0.1
My Description	FCC 15.407 Min Emission Bandwidth - WLAN5Gx ax-HE40 U-NII-3
Add. Information	

EUT Common Settings WLAN5Gx	
Number of Antenna Ports	4
User Interaction	No
Device Class UNII_1	AP indoor

Test Parameter	
Technology to test	WLAN5Gx ax-HE40 U-NII-3
Antenna Port used	4
Temperature	nom
Voltage	nom
Frequency low to test	False | Freq [MHz] 5755
Frequency mid to test	False | Freq [MHz] 0
Frequency high to test	True | Freq [MHz] 5795
Auto Control enabled Power Supply | Climatic Box	No | No
Additional Path Loss [dB]	0.5
Switched Path	EUT - SignalingUnit - SpectrumAnalyzer

Test Equipment
Signal analyzer,Rohde&Schwarz,FSV-40,1307.9002K40/101042,3.70
Switch matrix,CTCadvanced,SPM-4 NI DAQ,28016133,NI

Test at TX 5795 MHz

RESULT: Reference Power cond.					
Test Description	Lower Limit	Upper Limit	Measured	Unit	Verdict
Ref. Power 1MHz/1MHz cond.	---	---	16.02	dBm	INFO
Ref. Frequency	---	---	5792.600	MHz	INFO

READ SA SETTINGS:	
RefLevel [dBm] | RefLevelOffset [dB] | InpAtt [dB]	28.02 | 17.85 | 30
Start [MHz] | Stop [MHz]	5745.000 | 5845.000
RBW [MHz] | VBW [MHz]	0.100000 | 0.300000
Detector | TraceMode	POS | MAXH
Sweep: Time [ms] | Count | Points per Section | Type	2 | 1500 | 1001 | SWE

RESULT					
Test Description	Lower Limit	Upper Limit	Measured	Unit	Verdict
Bandwidth (6dB)	0.500	---	37.6	MHz	PASS

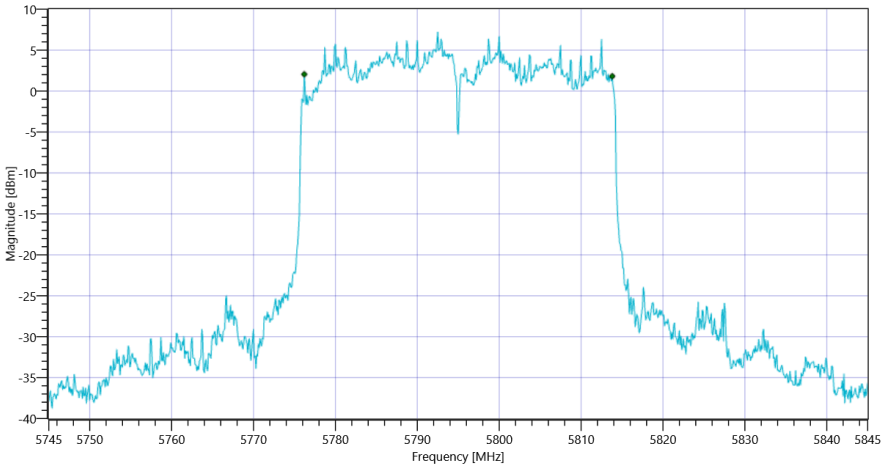

FCC Part 15.407 & ISED Minimum Emission BW ~ WLAN5Gx ax-HE40 U-NII-3

General verdict	PASS

FCC Part 15.407 & ISED Minimum Emission BW ~ WLAN5Gx ax-HE40 U-NII-3

Test References	
TC Start	30.03.2022 10:57:11
Ambit Temp [°C] | Humidity [rel%]	25.3 | 32
System Version	3.0.5.9
Test Specification	FCC Part 15.407
Test Method	KDB789033 D02, C.2.
TC Version	0.0.1
My Description	FCC 15.407 Min Emission Bandwidth - WLAN5Gx ax-HE40 U-NII-3
Add. Information	

EUT Common Settings WLAN5Gx	
Number of Antenna Ports	4
User Interaction	No
Device Class UNII_1	AP indoor

Test Parameter	
Technology to test	WLAN5Gx ax-HE40 U-NII-3
Antenna Port used	3
Temperature	nom
Voltage	nom
Frequency low to test	False | Freq [MHz] 5755
Frequency mid to test	False | Freq [MHz] 0
Frequency high to test	True | Freq [MHz] 5795
Auto Control enabled Power Supply | Climatic Box	No | No
Additional Path Loss [dB]	0.5
Switched Path	EUT - SignalingUnit - SpectrumAnalyzer

Test Equipment
Signal analyzer,Rohde&Schwarz,FSV-40,1307.9002K40/101042,3.70
Switch matrix,CTCadvanced,SPM-4 NI DAQ,28016133,NI

Test at TX 5795 MHz

RESULT: Reference Power cond.					
Test Description	Lower Limit	Upper Limit	Measured	Unit	Verdict
Ref. Power 1MHz/1MHz cond.	---	---	16.62	dBm	INFO
Ref. Frequency	---	---	5787.610	MHz	INFO

READ SA SETTINGS:	
RefLevel [dBm] | RefLevelOffset [dB] | InpAtt [dB]	28.62 | 17.85 | 30
Start [MHz] | Stop [MHz]	5745.000 | 5845.000
RBW [MHz] | VBW [MHz]	0.100000 | 0.300000
Detector | TraceMode	POS | MAXH
Sweep: Time [ms] | Count | Points per Section | Type	2 | 1500 | 1001 | SWE

RESULT					
Test Description	Lower Limit	Upper Limit	Measured	Unit	Verdict
Bandwidth (6dB)	0.500	---	35.8	MHz	PASS

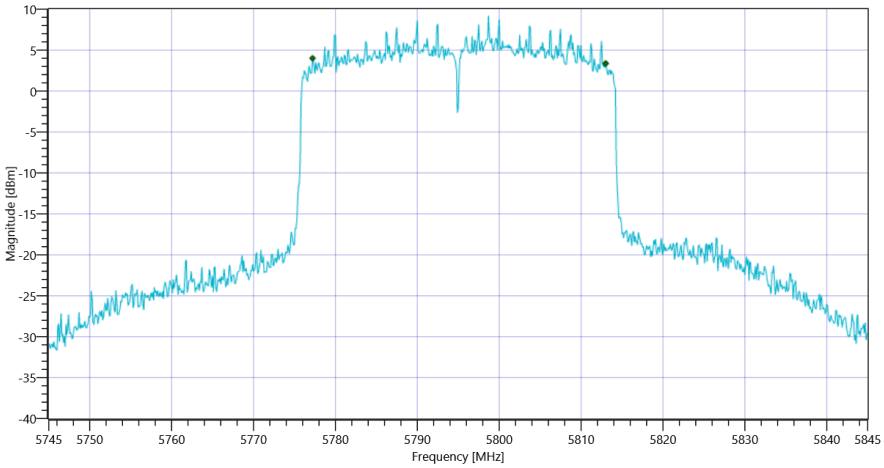

FCC Part 15.407 & ISED Minimum Emission BW ~ WLAN5Gx ax-HE40 U-NII-3

General verdict	PASS

FCC Part 15.407 & ISED Minimum Emission BW ~ WLAN5Gx ax-HE40 U-NII-3

Test References	
TC Start	30.03.2022 10:51:13
Ambit Temp [°C] | Humidity [rel%]	25.3 | 32
System Version	3.0.5.9
Test Specification	FCC Part 15.407
Test Method	KDB789033 D02, C.2.
TC Version	0.0.1
My Description	FCC 15.407 Min Emission Bandwidth - WLAN5Gx ax-HE40 U-NII-3
Add. Information	

EUT Common Settings WLAN5Gx	
Number of Antenna Ports	4
User Interaction	No
Device Class UNII_1	AP indoor

Test Parameter	
Technology to test	WLAN5Gx ax-HE40 U-NII-3
Antenna Port used	2
Temperature	nom
Voltage	nom
Frequency low to test	False | Freq [MHz] 5755
Frequency mid to test	False | Freq [MHz] 0
Frequency high to test	True | Freq [MHz] 5795
Auto Control enabled Power Supply | Climatic Box	No | No
Additional Path Loss [dB]	0.5
Switched Path	EUT - SignalingUnit - SpectrumAnalyzer

Test Equipment
Signal analyzer,Rohde&Schwarz,FSV-40,1307.9002K40/101042,3.70
Switch matrix,CTCadvanced,SPM-4 NI DAQ,28016133,NI

Test at TX 5795 MHz

RESULT: Reference Power cond.					
Test Description	Lower Limit	Upper Limit	Measured	Unit	Verdict
Ref. Power 1MHz/1MHz cond.	---	---	19.72	dBm	INFO
Ref. Frequency	---	---	5794.000	MHz	INFO

READ SA SETTINGS:	
RefLevel [dBm] | RefLevelOffset [dB] | InpAtt [dB]	31.72 | 17.85 | 30
Start [MHz] | Stop [MHz]	5745.000 | 5845.000
RBW [MHz] | VBW [MHz]	0.100000 | 0.300000
Detector | TraceMode	POS | MAXH
Sweep: Time [ms] | Count | Points per Section | Type	2 | 1500 | 1001 | SWE

RESULT					
Test Description	Lower Limit	Upper Limit	Measured	Unit	Verdict
Bandwidth (6dB)	0.500	---	36.7	MHz	PASS

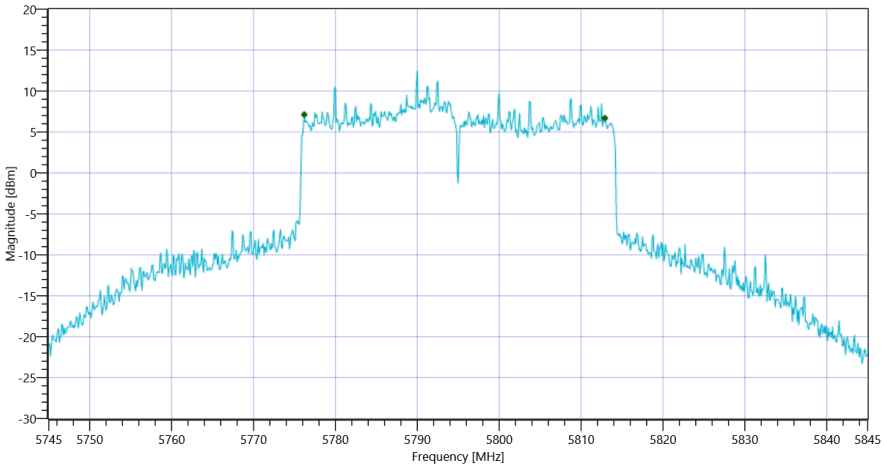

FCC Part 15.407 & ISED Minimum Emission BW ~ WLAN5Gx ax-HE40 U-NII-3

General verdict	PASS

FCC Part 15.407 & ISED Minimum Emission BW ~ WLAN5Gx ax-HE40 U-NII-3

Test References	
TC Start	30.03.2022 10:45:17
Ambit Temp [°C] | Humidity [rel%]	25.3 | 32
System Version	3.0.5.9
Test Specification	FCC Part 15.407
Test Method	KDB789033 D02, C.2.
TC Version	0.0.1
My Description	FCC 15.407 Min Emission Bandwidth - WLAN5Gx ax-HE40 U-NII-3
Add. Information	

EUT Common Settings WLAN5Gx	
Number of Antenna Ports	4
User Interaction	No
Device Class UNII_1	AP indoor

Test Parameter	
Technology to test	WLAN5Gx ax-HE40 U-NII-3
Antenna Port used	1
Temperature	nom
Voltage	nom
Frequency low to test	False | Freq [MHz] 5755
Frequency mid to test	False | Freq [MHz] 0
Frequency high to test	True | Freq [MHz] 5795
Auto Control enabled Power Supply | Climatic Box	No | No
Additional Path Loss [dB]	0.5
Switched Path	EUT - SignalingUnit - SpectrumAnalyzer

Test Equipment
Signal analyzer,Rohde&Schwarz,FSV-40,1307.9002K40/101042,3.70
Switch matrix,CTCadvanced,SPM-4 NI DAQ,28016133,NI

Test at TX 5795 MHz

RESULT: Reference Power cond.					
Test Description	Lower Limit	Upper Limit	Measured	Unit	Verdict
Ref. Power 1MHz/1MHz cond.	---	---	16.13	dBm	INFO
Ref. Frequency	---	---	5799.400	MHz	INFO

READ SA SETTINGS:	
RefLevel [dBm] | RefLevelOffset [dB] | InpAtt [dB]	28.13 | 17.85 | 30
Start [MHz] | Stop [MHz]	5745.000 | 5845.000
RBW [MHz] | VBW [MHz]	0.100000 | 0.300000
Detector | TraceMode	POS | MAXH
Sweep: Time [ms] | Count | Points per Section | Type	2 | 1500 | 1001 | SWE

RESULT					
Test Description	Lower Limit	Upper Limit	Measured	Unit	Verdict
Bandwidth (6dB)	0.500	---	37.8	MHz	PASS

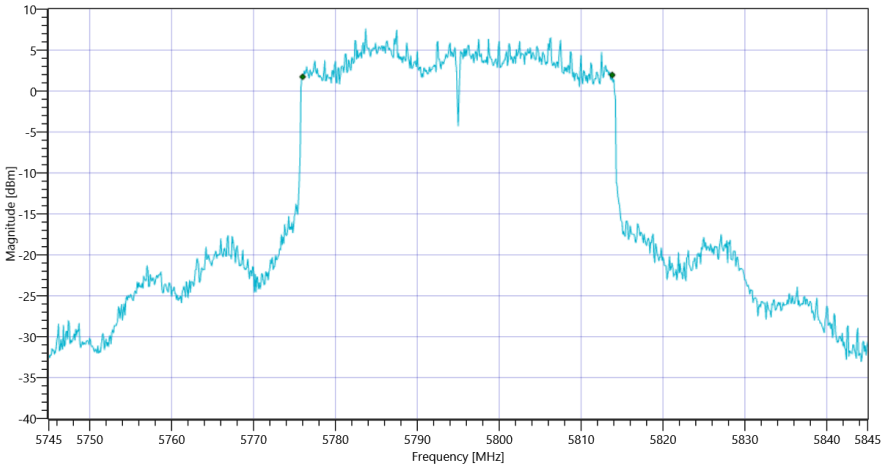

FCC Part 15.407 & ISED Minimum Emission BW ~ WLAN5Gx ax-HE40 U-NII-3

General verdict	PASS

FCC Part 15.407 & ISED Minimum Emission BW ~ WLAN5Gx ax-HE40 U-NII-3

Test References	
TC Start	30.03.2022 10:38:58
Ambit Temp [°C] | Humidity [rel%]	25.3 | 32
System Version	3.0.5.9
Test Specification	FCC Part 15.407
Test Method	KDB789033 D02, C.2.
TC Version	0.0.1
My Description	FCC 15.407 Min Emission Bandwidth - WLAN5Gx ax-HE40 U-NII-3
Add. Information	

EUT Common Settings WLAN5Gx	
Number of Antenna Ports	4
User Interaction	No
Device Class UNII_1	AP indoor

Test Parameter	
Technology to test	WLAN5Gx ax-HE40 U-NII-3
Antenna Port used	4
Temperature	nom
Voltage	nom
Frequency low to test	True | Freq [MHz] 5755
Frequency mid to test	False | Freq [MHz] 0
Frequency high to test	False | Freq [MHz] 5795
Auto Control enabled Power Supply | Climatic Box	No | No
Additional Path Loss [dB]	0.5
Switched Path	EUT - SignalingUnit - SpectrumAnalyzer

Test Equipment
Signal analyzer,Rohde&Schwarz,FSV-40,1307.9002K40/101042,3.70
Switch matrix,CTCadvanced,SPM-4 NI DAQ,28016133,NI

Test at TX 5755 MHz

RESULT: Reference Power cond.					
Test Description	Lower Limit	Upper Limit	Measured	Unit	Verdict
Ref. Power 1MHz/1MHz cond.	---	---	18.34	dBm	INFO
Ref. Frequency	---	---	5753.400	MHz	INFO

READ SA SETTINGS:	
RefLevel [dBm] | RefLevelOffset [dB] | InpAtt [dB]	30.34 | 17.87 | 30
Start [MHz] | Stop [MHz]	5705.000 | 5805.000
RBW [MHz] | VBW [MHz]	0.100000 | 0.300000
Detector | TraceMode	POS | MAXH
Sweep: Time [ms] | Count | Points per Section | Type	2 | 1500 | 1001 | SWE

RESULT					
Test Description	Lower Limit	Upper Limit	Measured	Unit	Verdict
Bandwidth (6dB)	0.500	---	35	MHz	PASS

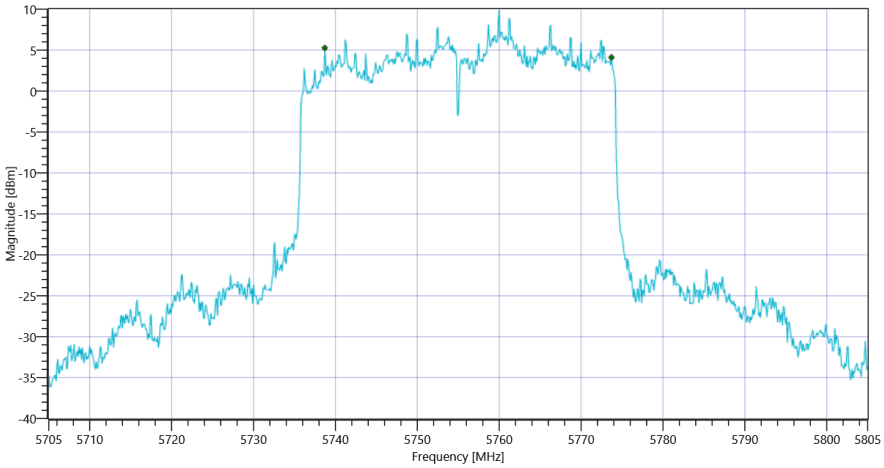

FCC Part 15.407 & ISED Minimum Emission BW ~ WLAN5Gx ax-HE40 U-NII-3

General verdict	PASS

FCC Part 15.407 & ISED Minimum Emission BW ~ WLAN5Gx ax-HE40 U-NII-3

Test References	
TC Start	30.03.2022 10:33:03
Ambit Temp [°C] | Humidity [rel%]	25.3 | 32
System Version	3.0.5.9
Test Specification	FCC Part 15.407
Test Method	KDB789033 D02, C.2.
TC Version	0.0.1
My Description	FCC 15.407 Min Emission Bandwidth - WLAN5Gx ax-HE40 U-NII-3
Add. Information	

EUT Common Settings WLAN5Gx	
Number of Antenna Ports	4
User Interaction	No
Device Class UNII_1	AP indoor

Test Parameter	
Technology to test	WLAN5Gx ax-HE40 U-NII-3
Antenna Port used	3
Temperature	nom
Voltage	nom
Frequency low to test	True | Freq [MHz] 5755
Frequency mid to test	False | Freq [MHz] 0
Frequency high to test	False | Freq [MHz] 5795
Auto Control enabled Power Supply | Climatic Box	No | No
Additional Path Loss [dB]	0.5
Switched Path	EUT - SignalingUnit - SpectrumAnalyzer

Test Equipment
Signal analyzer,Rohde&Schwarz,FSV-40,1307.9002K40/101042,3.70
Switch matrix,CTCadvanced,SPM-4 NI DAQ,28016133,NI

Test at TX 5755 MHz

RESULT: Reference Power cond.					
Test Description	Lower Limit	Upper Limit	Measured	Unit	Verdict
Ref. Power 1MHz/1MHz cond.	---	---	19.66	dBm	INFO
Ref. Frequency	---	---	5746.210	MHz	INFO

READ SA SETTINGS:	
RefLevel [dBm] | RefLevelOffset [dB] | InpAtt [dB]	31.66 | 17.87 | 30
Start [MHz] | Stop [MHz]	5705.000 | 5805.000
RBW [MHz] | VBW [MHz]	0.100000 | 0.300000
Detector | TraceMode	POS | MAXH
Sweep: Time [ms] | Count | Points per Section | Type	2 | 1500 | 1001 | SWE

RESULT					
Test Description	Lower Limit	Upper Limit	Measured	Unit	Verdict
Bandwidth (6dB)	0.500	---	36.3	MHz	PASS

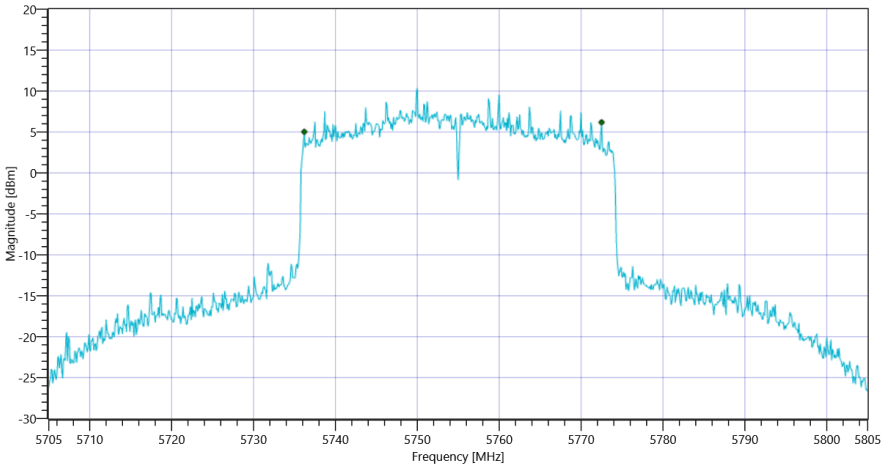

FCC Part 15.407 & ISED Minimum Emission BW ~ WLAN5Gx ax-HE40 U-NII-3

General verdict	PASS

FCC Part 15.407 & ISED Minimum Emission BW ~ WLAN5Gx ax-HE40 U-NII-3

Test References	
TC Start	30.03.2022 10:27:07
Ambit Temp [°C] | Humidity [rel%]	25.3 | 32
System Version	3.0.5.9
Test Specification	FCC Part 15.407
Test Method	KDB789033 D02, C.2.
TC Version	0.0.1
My Description	FCC 15.407 Min Emission Bandwidth - WLAN5Gx ax-HE40 U-NII-3
Add. Information	

EUT Common Settings WLAN5Gx	
Number of Antenna Ports	4
User Interaction	No
Device Class UNII_1	AP indoor

Test Parameter	
Technology to test	WLAN5Gx ax-HE40 U-NII-3
Antenna Port used	2
Temperature	nom
Voltage	nom
Frequency low to test	True | Freq [MHz] 5755
Frequency mid to test	False | Freq [MHz] 0
Frequency high to test	False | Freq [MHz] 5795
Auto Control enabled Power Supply | Climatic Box	No | No
Additional Path Loss [dB]	0.5
Switched Path	EUT - SignalingUnit - SpectrumAnalyzer

Test Equipment
Signal analyzer,Rohde&Schwarz,FSV-40,1307.9002K40/101042,3.70
Switch matrix,CTCadvanced,SPM-4 NI DAQ,28016133,NI

Test at TX 5755 MHz

RESULT: Reference Power cond.					
Test Description	Lower Limit	Upper Limit	Measured	Unit	Verdict
Ref. Power 1MHz/1MHz cond.	---	---	19.60	dBm	INFO
Ref. Frequency	---	---	5746.610	MHz	INFO

READ SA SETTINGS:	
RefLevel [dBm] | RefLevelOffset [dB] | InpAtt [dB]	31.60 | 17.87 | 30
Start [MHz] | Stop [MHz]	5705.000 | 5805.000
RBW [MHz] | VBW [MHz]	0.100000 | 0.300000
Detector | TraceMode	POS | MAXH
Sweep: Time [ms] | Count | Points per Section | Type	2 | 1500 | 1001 | SWE

RESULT					
Test Description	Lower Limit	Upper Limit	Measured	Unit	Verdict
Bandwidth (6dB)	0.500	---	36.3	MHz	PASS

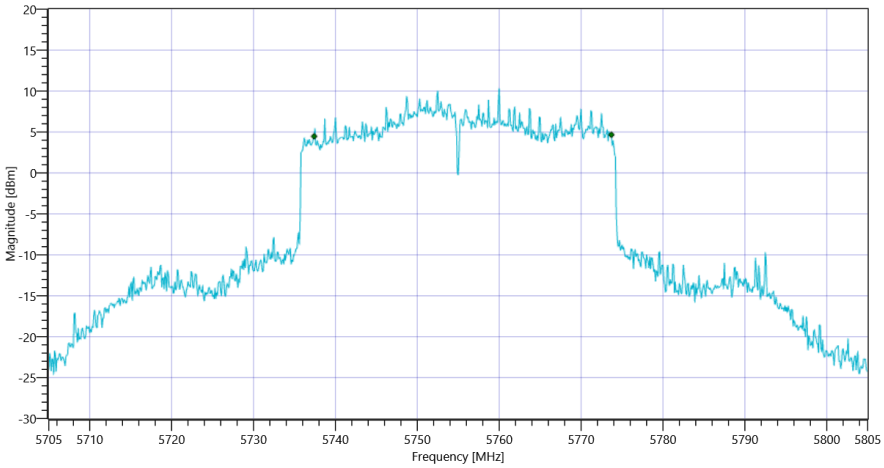

FCC Part 15.407 & ISED Minimum Emission BW ~ WLAN5Gx ax-HE40 U-NII-3

General verdict	PASS

FCC Part 15.407 & ISED Minimum Emission BW ~ WLAN5Gx ax-HE40 U-NII-3

Test References	
TC Start	30.03.2022 10:21:14
Ambit Temp [°C] | Humidity [rel%]	25.3 | 32
System Version	3.0.5.9
Test Specification	FCC Part 15.407
Test Method	KDB789033 D02, C.2.
TC Version	0.0.1
My Description	FCC 15.407 Min Emission Bandwidth - WLAN5Gx ax-HE40 U-NII-3
Add. Information	

EUT Common Settings WLAN5Gx	
Number of Antenna Ports	4
User Interaction	No
Device Class UNII_1	AP indoor

Test Parameter	
Technology to test	WLAN5Gx ax-HE40 U-NII-3
Antenna Port used	1
Temperature	nom
Voltage	nom
Frequency low to test	True | Freq [MHz] 5755
Frequency mid to test	False | Freq [MHz] 0
Frequency high to test	False | Freq [MHz] 5795
Auto Control enabled Power Supply | Climatic Box	No | No
Additional Path Loss [dB]	0.5
Switched Path	EUT - SignalingUnit - SpectrumAnalyzer

Test Equipment
Signal analyzer,Rohde&Schwarz,FSV-40,1307.9002K40/101042,3.70
Switch matrix,CTCadvanced,SPM-4 NI DAQ,28016133,NI

Test at TX 5755 MHz

RESULT: Reference Power cond.					
Test Description	Lower Limit	Upper Limit	Measured	Unit	Verdict
Ref. Power 1MHz/1MHz cond.	---	---	16.74	dBm	INFO
Ref. Frequency	---	---	5756.400	MHz	INFO

READ SA SETTINGS:	
RefLevel [dBm] | RefLevelOffset [dB] | InpAtt [dB]	28.74 | 17.87 | 30
Start [MHz] | Stop [MHz]	5705.000 | 5805.000
RBW [MHz] | VBW [MHz]	0.100000 | 0.300000
Detector | TraceMode	POS | MAXH
Sweep: Time [ms] | Count | Points per Section | Type	2 | 1500 | 1001 | SWE

RESULT					
Test Description	Lower Limit	Upper Limit	Measured	Unit	Verdict
Bandwidth (6dB)	0.500	---	35.3	MHz	PASS

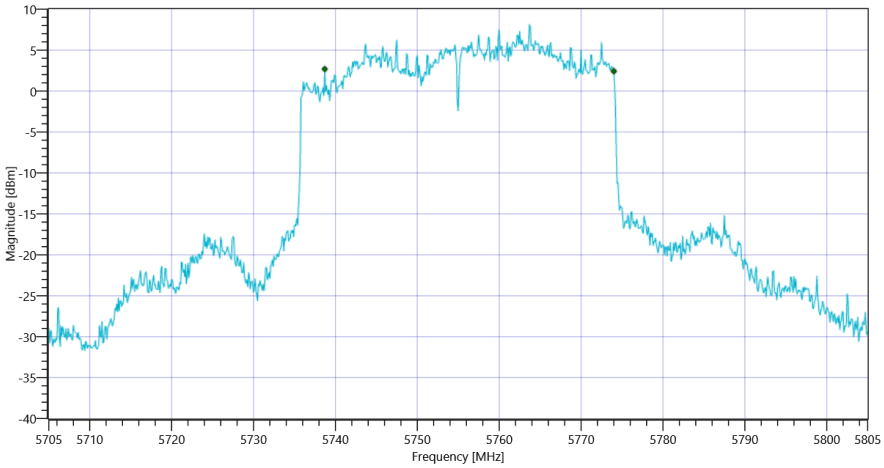

FCC Part 15.407 & ISED Minimum Emission BW ~ WLAN5Gx ax-HE40 U-NII-3

General verdict	PASS

FCC Part 15.407 & ISED Minimum Emission BW ~ WLAN5Gx ax-HE20 U-NII-3

Test References	
TC Start	30.03.2022 08:23:50
Ambit Temp [°C] | Humidity [rel%]	25.3 | 30
System Version	3.0.5.9
Test Specification	FCC Part 15.407
Test Method	KDB789033 D02, C.2.
TC Version	0.0.1
My Description	FCC 15.407 Min Emission Bandwidth - WLAN5Gx ax-HE20 U-NII-3
Add. Information	

EUT Common Settings WLAN5Gx	
Number of Antenna Ports	4
User Interaction	No
Device Class UNII_1	AP indoor

Test Parameter	
Technology to test	WLAN5Gx ax-HE20 U-NII-3
Antenna Port used	4
Temperature	nom
Voltage	nom
Frequency low to test	False | Freq [MHz] 5745
Frequency mid to test	False | Freq [MHz] 5785
Frequency high to test	True | Freq [MHz] 5825
Auto Control enabled Power Supply | Climatic Box	No | No
Additional Path Loss [dB]	0.5
Switched Path	EUT - SignalingUnit - SpectrumAnalyzer

Test Equipment
Signal analyzer,Rohde&Schwarz,FSV-40,1307.9002K40/101042,3.70
Switch matrix,CTCadvanced,SPM-4 NI DAQ,28016133,NI

Test at TX 5825 MHz

RESULT: Reference Power cond.					
Test Description	Lower Limit	Upper Limit	Measured	Unit	Verdict
Ref. Power 1MHz/1MHz cond.	---	---	18.00	dBm	INFO
Ref. Frequency	---	---	5822.800	MHz	INFO

READ SA SETTINGS:	
RefLevel [dBm] | RefLevelOffset [dB] | InpAtt [dB]	30.00 | 17.84 | 30
Start [MHz] | Stop [MHz]	5800.000 | 5850.000
RBW [MHz] | VBW [MHz]	0.100000 | 0.300000
Detector | TraceMode	POS | MAXH
Sweep: Time [ms] | Count | Points per Section | Type	2 | 1500 | 1001 | SWE

RESULT					
Test Description	Lower Limit	Upper Limit	Measured	Unit	Verdict
Bandwidth (6dB)	0.500	---	18.7	MHz	PASS

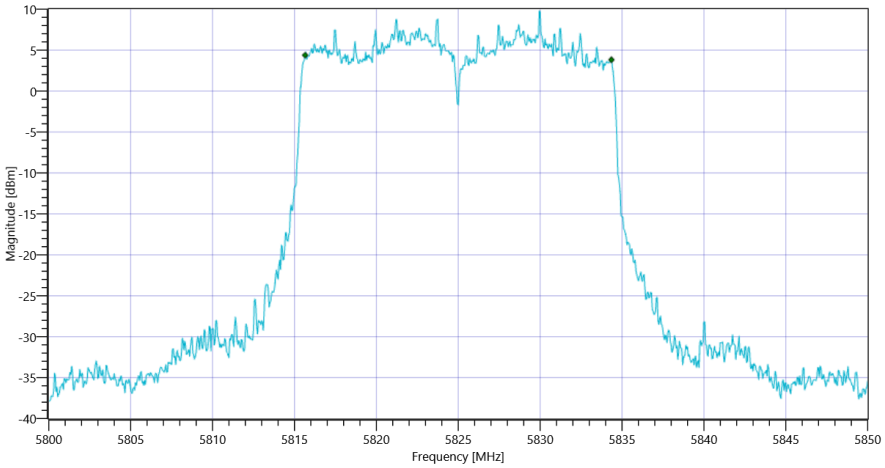

FCC Part 15.407 & ISED Minimum Emission BW ~ WLAN5Gx ax-HE20 U-NII-3

General verdict	PASS

FCC Part 15.407 & ISED Minimum Emission BW ~ WLAN5Gx ax-HE20 U-NII-3

Test References	
TC Start	30.03.2022 08:17:56
Ambit Temp [°C] | Humidity [rel%]	25.3 | 30
System Version	3.0.5.9
Test Specification	FCC Part 15.407
Test Method	KDB789033 D02, C.2.
TC Version	0.0.1
My Description	FCC 15.407 Min Emission Bandwidth - WLAN5Gx ax-HE20 U-NII-3
Add. Information	

EUT Common Settings WLAN5Gx	
Number of Antenna Ports	4
User Interaction	No
Device Class UNII_1	AP indoor

Test Parameter	
Technology to test	WLAN5Gx ax-HE20 U-NII-3
Antenna Port used	3
Temperature	nom
Voltage	nom
Frequency low to test	False | Freq [MHz] 5745
Frequency mid to test	False | Freq [MHz] 5785
Frequency high to test	True | Freq [MHz] 5825
Auto Control enabled Power Supply | Climatic Box	No | No
Additional Path Loss [dB]	0.5
Switched Path	EUT - SignalingUnit - SpectrumAnalyzer

Test Equipment
Signal analyzer,Rohde&Schwarz,FSV-40,1307.9002K40/101042,3.70
Switch matrix,CTCadvanced,SPM-4 NI DAQ,28016133,NI

Test at TX 5825 MHz

RESULT: Reference Power cond.					
Test Description	Lower Limit	Upper Limit	Measured	Unit	Verdict
Ref. Power 1MHz/1MHz cond.	---	---	19.37	dBm	INFO
Ref. Frequency	---	---	5827.400	MHz	INFO

READ SA SETTINGS:	
RefLevel [dBm] | RefLevelOffset [dB] | InpAtt [dB]	31.37 | 17.84 | 30
Start [MHz] | Stop [MHz]	5800.000 | 5850.000
RBW [MHz] | VBW [MHz]	0.100000 | 0.300000
Detector | TraceMode	POS | MAXH
Sweep: Time [ms] | Count | Points per Section | Type	2 | 1500 | 1001 | SWE

RESULT					
Test Description	Lower Limit	Upper Limit	Measured	Unit	Verdict
Bandwidth (6dB)	0.500	---	17.75	MHz	PASS

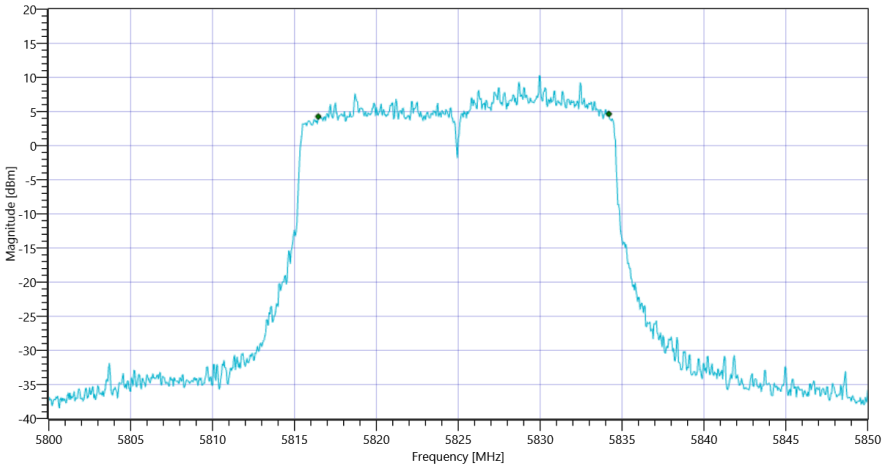

FCC Part 15.407 & ISED Minimum Emission BW ~ WLAN5Gx ax-HE20 U-NII-3

General verdict	PASS

FCC Part 15.407 & ISED Minimum Emission BW ~ WLAN5Gx ax-HE20 U-NII-3

Test References	
TC Start	30.03.2022 08:12:02
Ambit Temp [°C] | Humidity [rel%]	25.3 | 30
System Version	3.0.5.9
Test Specification	FCC Part 15.407
Test Method	KDB789033 D02, C.2.
TC Version	0.0.1
My Description	FCC 15.407 Min Emission Bandwidth - WLAN5Gx ax-HE20 U-NII-3
Add. Information	

EUT Common Settings WLAN5Gx	
Number of Antenna Ports	4
User Interaction	No
Device Class UNII_1	AP indoor

Test Parameter	
Technology to test	WLAN5Gx ax-HE20 U-NII-3
Antenna Port used	2
Temperature	nom
Voltage	nom
Frequency low to test	False | Freq [MHz] 5745
Frequency mid to test	False | Freq [MHz] 5785
Frequency high to test	True | Freq [MHz] 5825
Auto Control enabled Power Supply | Climatic Box	No | No
Additional Path Loss [dB]	0.5
Switched Path	EUT - SignalingUnit - SpectrumAnalyzer

Test Equipment
Signal analyzer,Rohde&Schwarz,FSV-40,1307.9002K40/101042,3.70
Switch matrix,CTCadvanced,SPM-4 NI DAQ,28016133,NI

Test at TX 5825 MHz

RESULT: Reference Power cond.					
Test Description	Lower Limit	Upper Limit	Measured	Unit	Verdict
Ref. Power 1MHz/1MHz cond.	---	---	21.25	dBm	INFO
Ref. Frequency	---	---	5822.800	MHz	INFO

READ SA SETTINGS:	
RefLevel [dBm] | RefLevelOffset [dB] | InpAtt [dB]	33.25 | 17.84 | 35
Start [MHz] | Stop [MHz]	5800.000 | 5850.000
RBW [MHz] | VBW [MHz]	0.100000 | 0.300000
Detector | TraceMode	POS | MAXH
Sweep: Time [ms] | Count | Points per Section | Type	2 | 1500 | 1001 | SWE

RESULT					
Test Description	Lower Limit	Upper Limit	Measured	Unit	Verdict
Bandwidth (6dB)	0.500	---	16.3	MHz	PASS

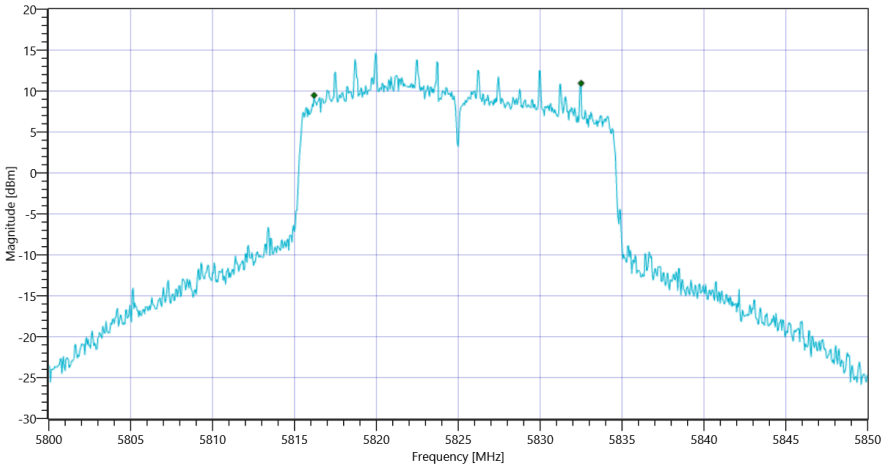

FCC Part 15.407 & ISED Minimum Emission BW ~ WLAN5Gx ax-HE20 U-NII-3

General verdict	PASS

FCC Part 15.407 & ISED Minimum Emission BW ~ WLAN5Gx ax-HE20 U-NII-3

Test References	
TC Start	30.03.2022 08:06:09
Ambit Temp [°C] | Humidity [rel%]	25.3 | 30
System Version	3.0.5.9
Test Specification	FCC Part 15.407
Test Method	KDB789033 D02, C.2.
TC Version	0.0.1
My Description	FCC 15.407 Min Emission Bandwidth - WLAN5Gx ax-HE20 U-NII-3
Add. Information	

EUT Common Settings WLAN5Gx	
Number of Antenna Ports	4
User Interaction	No
Device Class UNII_1	AP indoor

Test Parameter	
Technology to test	WLAN5Gx ax-HE20 U-NII-3
Antenna Port used	1
Temperature	nom
Voltage	nom
Frequency low to test	False | Freq [MHz] 5745
Frequency mid to test	False | Freq [MHz] 5785
Frequency high to test	True | Freq [MHz] 5825
Auto Control enabled Power Supply | Climatic Box	No | No
Additional Path Loss [dB]	0.5
Switched Path	EUT - SignalingUnit - SpectrumAnalyzer

Test Equipment
Signal analyzer,Rohde&Schwarz,FSV-40,1307.9002K40/101042,3.70
Switch matrix,CTCadvanced,SPM-4 NI DAQ,28016133,NI

Test at TX 5825 MHz

RESULT: Reference Power cond.					
Test Description	Lower Limit	Upper Limit	Measured	Unit	Verdict
Ref. Power 1MHz/1MHz cond.	---	---	19.41	dBm	INFO
Ref. Frequency	---	---	5823.400	MHz	INFO

READ SA SETTINGS:	
RefLevel [dBm] | RefLevelOffset [dB] | InpAtt [dB]	31.41 | 17.84 | 30
Start [MHz] | Stop [MHz]	5800.000 | 5850.000
RBW [MHz] | VBW [MHz]	0.100000 | 0.300000
Detector | TraceMode	POS | MAXH
Sweep: Time [ms] | Count | Points per Section | Type	2 | 1500 | 1001 | SWE

RESULT					
Test Description	Lower Limit	Upper Limit	Measured	Unit	Verdict
Bandwidth (6dB)	0.500	---	18.7	MHz	PASS

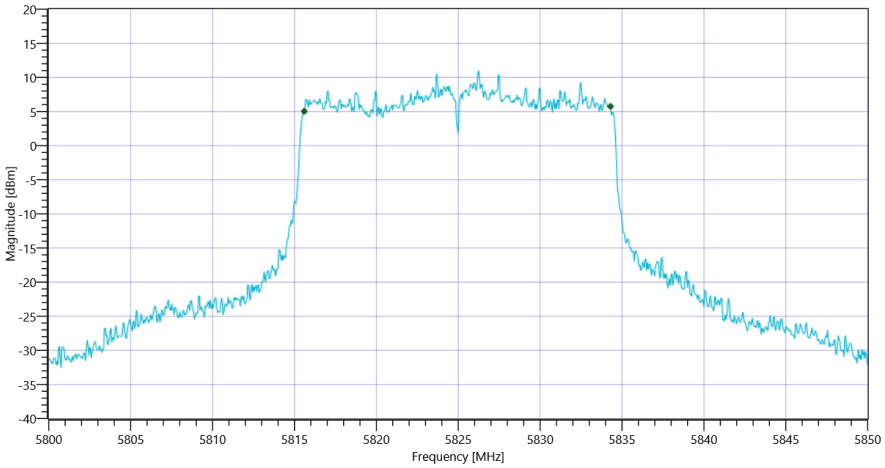

FCC Part 15.407 & ISED Minimum Emission BW ~ WLAN5Gx ax-HE20 U-NII-3

General verdict	PASS

FCC Part 15.407 & ISED Minimum Emission BW ~ WLAN5Gx ac-VHT80 mode U-NII-3

Test References	
TC Start	30.03.2022 05:07:23
Ambit Temp [°C] | Humidity [rel%]	25.4 | 25
System Version	3.0.5.9
Test Specification	FCC Part 15.407
Test Method	KDB789033 D02, C.2.
TC Version	0.0.1
My Description	FCC 15.407 Min Emission Bandwidth - WLAN5Gx ac-VHT80 mode U-NII-3
Add. Information	

EUT Common Settings WLAN5Gx	
Number of Antenna Ports	4
User Interaction	No
Device Class UNII_1	AP indoor

Test Parameter	
Technology to test	WLAN5Gx ac-VHT80 mode U-NII-3
Antenna Port used	4
Temperature	nom
Voltage	nom
Frequency low to test	False | Freq [MHz] 0
Frequency mid to test	True | Freq [MHz] 5775
Frequency high to test	False | Freq [MHz] 0
Auto Control enabled Power Supply | Climatic Box	No | No
Additional Path Loss [dB]	0.5
Switched Path	EUT - SignalingUnit - SpectrumAnalyzer

Test Equipment
Signal analyzer,Rohde&Schwarz,FSV-40,1307.9002K40/101042,3.70
Switch matrix,CTCadvanced,SPM-4 NI DAQ,28016133,NI

Test at TX 5775 MHz

RESULT: Reference Power cond.					
Test Description	Lower Limit	Upper Limit	Measured	Unit	Verdict
Ref. Power 1MHz/1MHz cond.	---	---	12.91	dBm	INFO
Ref. Frequency	---	---	5760.410	MHz	INFO

READ SA SETTINGS:	
RefLevel [dBm] | RefLevelOffset [dB] | InpAtt [dB]	24.91 | 17.86 | 25
Start [MHz] | Stop [MHz]	5675.000 | 5875.000
RBW [MHz] | VBW [MHz]	0.100000 | 0.300000
Detector | TraceMode	POS | MAXH
Sweep: Time [ms] | Count | Points per Section | Type	2 | 1500 | 1001 | SWE

RESULT					
Test Description	Lower Limit	Upper Limit	Measured	Unit	Verdict
Bandwidth (6dB)	0.500	---	72.8	MHz	PASS

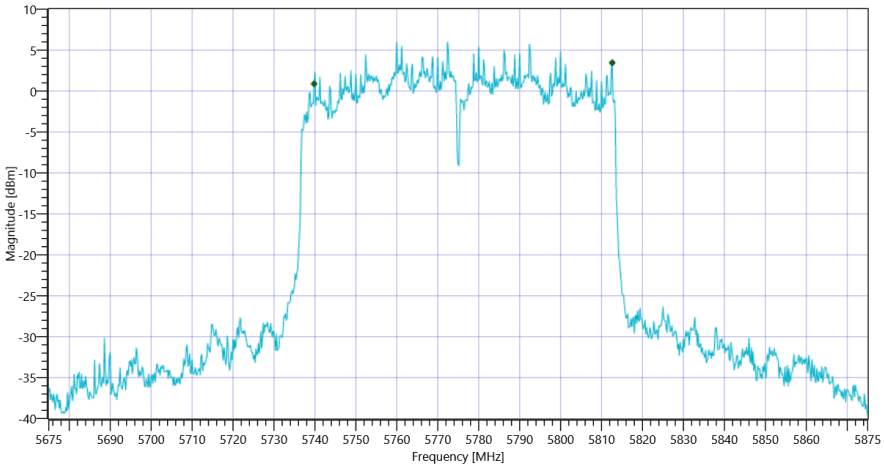

FCC Part 15.407 & ISED Minimum Emission BW ~ WLAN5Gx ac-VHT80 mode U-NII-3

General verdict	PASS

FCC Part 15.407 & ISED Minimum Emission BW ~ WLAN5Gx ac-VHT80 mode U-NII-3

Test References	
TC Start	30.03.2022 04:59:56
Ambit Temp [°C] | Humidity [rel%]	25.4 | 25
System Version	3.0.5.9
Test Specification	FCC Part 15.407
Test Method	KDB789033 D02, C.2.
TC Version	0.0.1
My Description	FCC 15.407 Min Emission Bandwidth - WLAN5Gx ac-VHT80 mode U-NII-3
Add. Information	

EUT Common Settings WLAN5Gx	
Number of Antenna Ports	4
User Interaction	No
Device Class UNII_1	AP indoor

Test Parameter	
Technology to test	WLAN5Gx ac-VHT80 mode U-NII-3
Antenna Port used	3
Temperature	nom
Voltage	nom
Frequency low to test	False | Freq [MHz] 0
Frequency mid to test	True | Freq [MHz] 5775
Frequency high to test	False | Freq [MHz] 0
Auto Control enabled Power Supply | Climatic Box	No | No
Additional Path Loss [dB]	0.5
Switched Path	EUT - SignalingUnit - SpectrumAnalyzer

Test Equipment
Signal analyzer,Rohde&Schwarz,FSV-40,1307.9002K40/101042,3.70
Switch matrix,CTCadvanced,SPM-4 NI DAQ,28016133,NI

Test at TX 5775 MHz

RESULT: Reference Power cond.					
Test Description	Lower Limit	Upper Limit	Measured	Unit	Verdict
Ref. Power 1MHz/1MHz cond.	---	---	13.38	dBm	INFO
Ref. Frequency	---	---	5796.380	MHz	INFO

READ SA SETTINGS:	
RefLevel [dBm] | RefLevelOffset [dB] | InpAtt [dB]	25.38 | 17.86 | 25
Start [MHz] | Stop [MHz]	5675.000 | 5875.000
RBW [MHz] | VBW [MHz]	0.100000 | 0.300000
Detector | TraceMode	POS | MAXH
Sweep: Time [ms] | Count | Points per Section | Type	2 | 1500 | 1001 | SWE

RESULT					
Test Description	Lower Limit	Upper Limit	Measured	Unit	Verdict
Bandwidth (6dB)	0.500	---	75.2	MHz	PASS

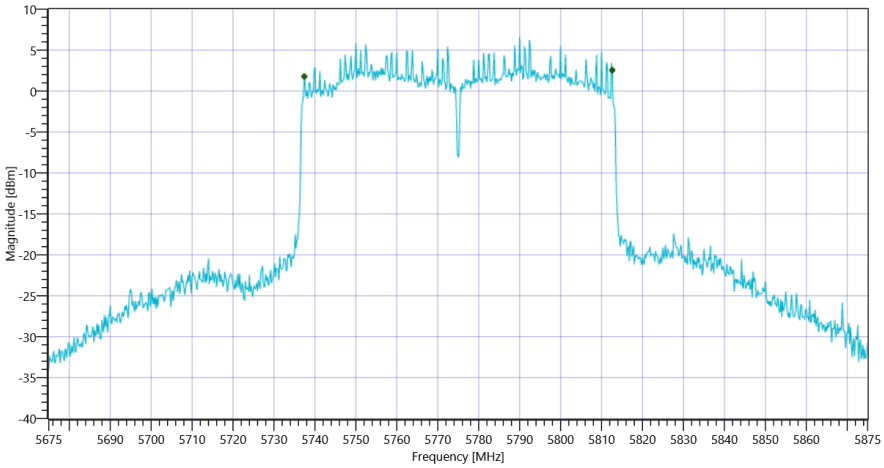

FCC Part 15.407 & ISED Minimum Emission BW ~ WLAN5Gx ac-VHT80 mode U-NII-3

General verdict	PASS

FCC Part 15.407 & ISED Minimum Emission BW ~ WLAN5Gx ac-VHT80 mode U-NII-3

Test References	
TC Start	30.03.2022 04:52:36
Ambit Temp [°C] | Humidity [rel%]	25.4 | 25
System Version	3.0.5.9
Test Specification	FCC Part 15.407
Test Method	KDB789033 D02, C.2.
TC Version	0.0.1
My Description	FCC 15.407 Min Emission Bandwidth - WLAN5Gx ac-VHT80 mode U-NII-3
Add. Information	

EUT Common Settings WLAN5Gx	
Number of Antenna Ports	4
User Interaction	No
Device Class UNII_1	AP indoor

Test Parameter	
Technology to test	WLAN5Gx ac-VHT80 mode U-NII-3
Antenna Port used	2
Temperature	nom
Voltage	nom
Frequency low to test	False | Freq [MHz] 0
Frequency mid to test	True | Freq [MHz] 5775
Frequency high to test	False | Freq [MHz] 0
Auto Control enabled Power Supply | Climatic Box	No | No
Additional Path Loss [dB]	0.5
Switched Path	EUT - SignalingUnit - SpectrumAnalyzer

Test Equipment
Signal analyzer,Rohde&Schwarz,FSV-40,1307.9002K40/101042,3.70
Switch matrix,CTCadvanced,SPM-4 NI DAQ,28016133,NI

Test at TX 5775 MHz

RESULT: Reference Power cond.					
Test Description	Lower Limit	Upper Limit	Measured	Unit	Verdict
Ref. Power 1MHz/1MHz cond.	---	---	14.54	dBm	INFO
Ref. Frequency	---	---	5791.780	MHz	INFO

READ SA SETTINGS:	
RefLevel [dBm] | RefLevelOffset [dB] | InpAtt [dB]	26.54 | 17.86 | 25
Start [MHz] | Stop [MHz]	5675.000 | 5875.000
RBW [MHz] | VBW [MHz]	0.100000 | 0.300000
Detector | TraceMode	POS | MAXH
Sweep: Time [ms] | Count | Points per Section | Type	2 | 1500 | 1001 | SWE

RESULT					
Test Description	Lower Limit	Upper Limit	Measured	Unit	Verdict
Bandwidth (6dB)	0.500	---	75.2	MHz	PASS

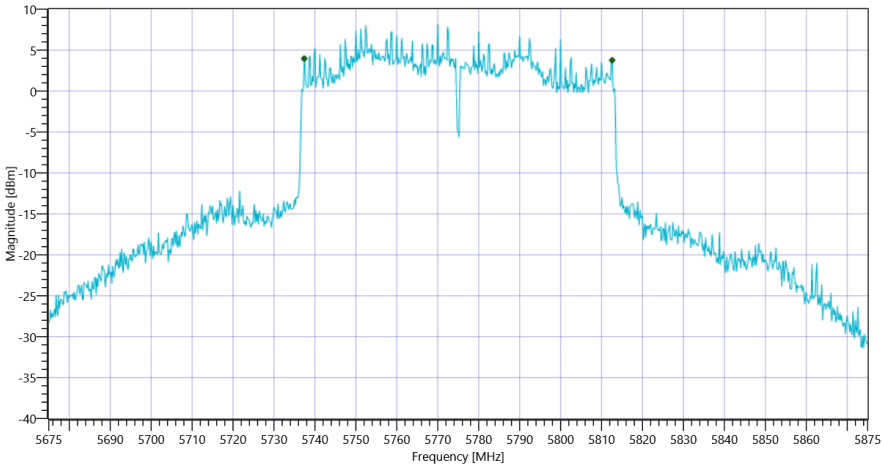

FCC Part 15.407 & ISED Minimum Emission BW ~ WLAN5Gx ac-VHT80 mode U-NII-3

General verdict	PASS

FCC Part 15.407 & ISED Minimum Emission BW ~ WLAN5Gx ac-VHT80 mode U-NII-3

Test References	
TC Start	30.03.2022 04:45:18
Ambit Temp [°C] | Humidity [rel%]	25.4 | 25
System Version	3.0.5.9
Test Specification	FCC Part 15.407
Test Method	KDB789033 D02, C.2.
TC Version	0.0.1
My Description	FCC 15.407 Min Emission Bandwidth - WLAN5Gx ac-VHT80 mode U-NII-3
Add. Information	

EUT Common Settings WLAN5Gx	
Number of Antenna Ports	4
User Interaction	No
Device Class UNII_1	AP indoor

Test Parameter	
Technology to test	WLAN5Gx ac-VHT80 mode U-NII-3
Antenna Port used	1
Temperature	nom
Voltage	nom
Frequency low to test	False | Freq [MHz] 0
Frequency mid to test	True | Freq [MHz] 5775
Frequency high to test	False | Freq [MHz] 0
Auto Control enabled Power Supply | Climatic Box	No | No
Additional Path Loss [dB]	0.5
Switched Path	EUT - SignalingUnit - SpectrumAnalyzer

Test Equipment
Signal analyzer,Rohde&Schwarz,FSV-40,1307.9002K40/101042,3.70
Switch matrix,CTCadvanced,SPM-4 NI DAQ,28016133,NI

Test at TX 5775 MHz

RESULT: Reference Power cond.					
Test Description	Lower Limit	Upper Limit	Measured	Unit	Verdict
Ref. Power 1MHz/1MHz cond.	---	---	12.80	dBm	INFO
Ref. Frequency	---	---	5785.990	MHz	INFO

READ SA SETTINGS:	
RefLevel [dBm] | RefLevelOffset [dB] | InpAtt [dB]	24.80 | 17.86 | 25
Start [MHz] | Stop [MHz]	5675.000 | 5875.000
RBW [MHz] | VBW [MHz]	0.100000 | 0.300000
Detector | TraceMode	POS | MAXH
Sweep: Time [ms] | Count | Points per Section | Type	2 | 1500 | 1001 | SWE

RESULT					
Test Description	Lower Limit	Upper Limit	Measured	Unit	Verdict
Bandwidth (6dB)	0.500	---	75	MHz	PASS

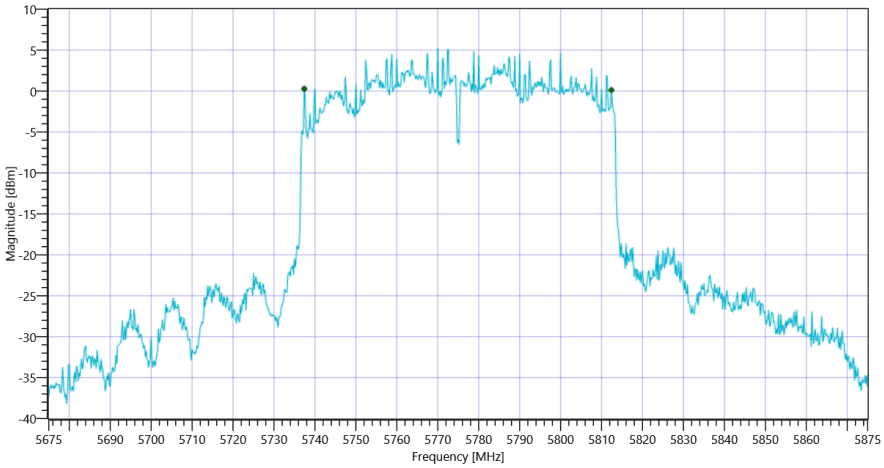

FCC Part 15.407 & ISED Minimum Emission BW ~ WLAN5Gx ac-VHT80 mode U-NII-3

General verdict	PASS

FCC Part 15.407 & ISED Minimum Emission BW ~ WLAN5Gx ac-VHT40 mode U-NII-3

Test References	
TC Start	30.03.2022 03:06:20
Ambit Temp [°C] | Humidity [rel%]	25.4 | 25
System Version	3.0.5.9
Test Specification	FCC Part 15.407
Test Method	KDB789033 D02, C.2.
TC Version	0.0.1
My Description	FCC 15.407 Min Emission Bandwidth - WLAN5Gx ac-VHT40 mode U-NII-3
Add. Information	

EUT Common Settings WLAN5Gx	
Number of Antenna Ports	4
User Interaction	No
Device Class UNII_1	AP indoor

Test Parameter	
Technology to test	WLAN5Gx ac-VHT40 mode U-NII-3
Antenna Port used	4
Temperature	nom
Voltage	nom
Frequency low to test	False | Freq [MHz] 5755
Frequency mid to test	False | Freq [MHz] 0
Frequency high to test	True | Freq [MHz] 5795
Auto Control enabled Power Supply | Climatic Box	No | No
Additional Path Loss [dB]	0.5
Switched Path	EUT - SignalingUnit - SpectrumAnalyzer

Test Equipment
Signal analyzer,Rohde&Schwarz,FSV-40,1307.9002K40/101042,3.70
Switch matrix,CTCadvanced,SPM-4 NI DAQ,28016133,NI

Test at TX 5795 MHz

RESULT: Reference Power cond.					
Test Description	Lower Limit	Upper Limit	Measured	Unit	Verdict
Ref. Power 1MHz/1MHz cond.	---	---	15.79	dBm	INFO
Ref. Frequency	---	---	5792.400	MHz	INFO

READ SA SETTINGS:	
RefLevel [dBm] | RefLevelOffset [dB] | InpAtt [dB]	27.79 | 17.85 | 25
Start [MHz] | Stop [MHz]	5745.000 | 5845.000
RBW [MHz] | VBW [MHz]	0.100000 | 0.300000
Detector | TraceMode	POS | MAXH
Sweep: Time [ms] | Count | Points per Section | Type	2 | 1500 | 1001 | SWE

RESULT					
Test Description	Lower Limit	Upper Limit	Measured	Unit	Verdict
Bandwidth (6dB)	0.500	---	35.7	MHz	PASS

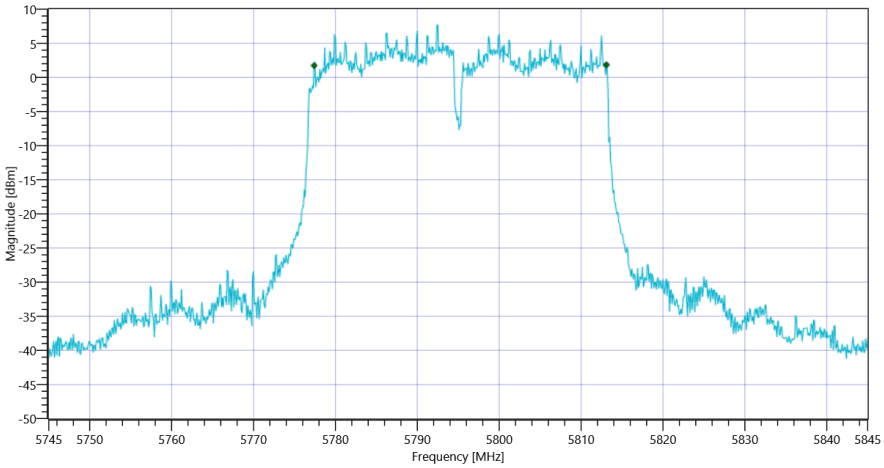

FCC Part 15.407 & ISED Minimum Emission BW ~ WLAN5Gx ac-VHT40 mode U-NII-3

General verdict	PASS

FCC Part 15.407 & ISED Minimum Emission BW ~ WLAN5Gx ac-VHT40 mode U-NII-3

Test References	
TC Start	30.03.2022 03:01:09
Ambit Temp [°C] | Humidity [rel%]	25.3 | 25
System Version	3.0.5.9
Test Specification	FCC Part 15.407
Test Method	KDB789033 D02, C.2.
TC Version	0.0.1
My Description	FCC 15.407 Min Emission Bandwidth - WLAN5Gx ac-VHT40 mode U-NII-3
Add. Information	

EUT Common Settings WLAN5Gx	
Number of Antenna Ports	4
User Interaction	No
Device Class UNII_1	AP indoor

Test Parameter	
Technology to test	WLAN5Gx ac-VHT40 mode U-NII-3
Antenna Port used	3
Temperature	nom
Voltage	nom
Frequency low to test	False | Freq [MHz] 5755
Frequency mid to test	False | Freq [MHz] 0
Frequency high to test	True | Freq [MHz] 5795
Auto Control enabled Power Supply | Climatic Box	No | No
Additional Path Loss [dB]	0.5
Switched Path	EUT - SignalingUnit - SpectrumAnalyzer

Test Equipment
Signal analyzer,Rohde&Schwarz,FSV-40,1307.9002K40/101042,3.70
Switch matrix,CTCadvanced,SPM-4 NI DAQ,28016133,NI

Test at TX 5795 MHz

RESULT: Reference Power cond.					
Test Description	Lower Limit	Upper Limit	Measured	Unit	Verdict
Ref. Power 1MHz/1MHz cond.	---	---	15.97	dBm	INFO
Ref. Frequency	---	---	5798.000	MHz	INFO

READ SA SETTINGS:	
RefLevel [dBm] | RefLevelOffset [dB] | InpAtt [dB]	27.97 | 17.85 | 30
Start [MHz] | Stop [MHz]	5745.000 | 5845.000
RBW [MHz] | VBW [MHz]	0.100000 | 0.300000
Detector | TraceMode	POS | MAXH
Sweep: Time [ms] | Count | Points per Section | Type	2 | 1500 | 1001 | SWE

RESULT					
Test Description	Lower Limit	Upper Limit	Measured	Unit	Verdict
Bandwidth (6dB)	0.500	---	35.1	MHz	PASS

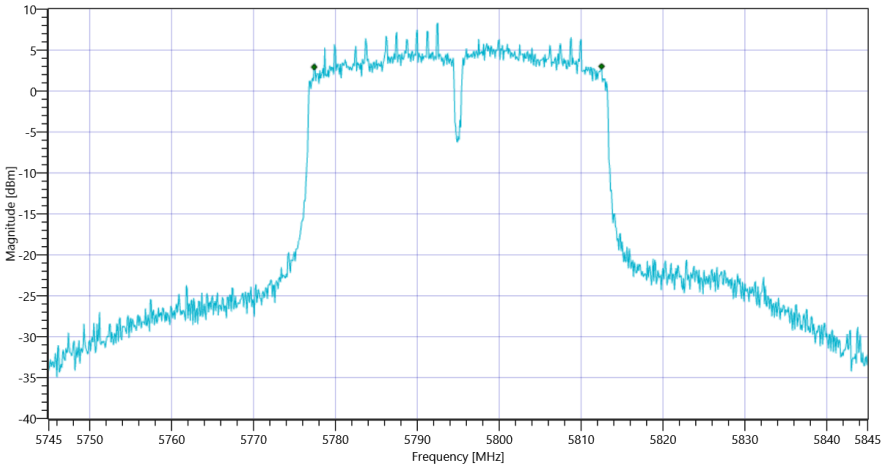

FCC Part 15.407 & ISED Minimum Emission BW ~ WLAN5Gx ac-VHT40 mode U-NII-3

General verdict	PASS

FCC Part 15.407 & ISED Minimum Emission BW ~ WLAN5Gx ac-VHT40 mode U-NII-3

Test References	
TC Start	30.03.2022 02:56:02
Ambit Temp [°C] | Humidity [rel%]	25.3 | 25
System Version	3.0.5.9
Test Specification	FCC Part 15.407
Test Method	KDB789033 D02, C.2.
TC Version	0.0.1
My Description	FCC 15.407 Min Emission Bandwidth - WLAN5Gx ac-VHT40 mode U-NII-3
Add. Information	

EUT Common Settings WLAN5Gx	
Number of Antenna Ports	4
User Interaction	No
Device Class UNII_1	AP indoor

Test Parameter	
Technology to test	WLAN5Gx ac-VHT40 mode U-NII-3
Antenna Port used	2
Temperature	nom
Voltage	nom
Frequency low to test	False | Freq [MHz] 5755
Frequency mid to test	False | Freq [MHz] 0
Frequency high to test	True | Freq [MHz] 5795
Auto Control enabled Power Supply | Climatic Box	No | No
Additional Path Loss [dB]	0.5
Switched Path	EUT - SignalingUnit - SpectrumAnalyzer

Test Equipment
Signal analyzer,Rohde&Schwarz,FSV-40,1307.9002K40/101042,3.70
Switch matrix,CTCadvanced,SPM-4 NI DAQ,28016133,NI

Test at TX 5795 MHz

RESULT: Reference Power cond.					
Test Description	Lower Limit	Upper Limit	Measured	Unit	Verdict
Ref. Power 1MHz/1MHz cond.	---	---	18.91	dBm	INFO
Ref. Frequency	---	---	5790.800	MHz	INFO

READ SA SETTINGS:	
RefLevel [dBm] | RefLevelOffset [dB] | InpAtt [dB]	30.91 | 17.85 | 30
Start [MHz] | Stop [MHz]	5745.000 | 5845.000
RBW [MHz] | VBW [MHz]	0.100000 | 0.300000
Detector | TraceMode	POS | MAXH
Sweep: Time [ms] | Count | Points per Section | Type	2 | 1500 | 1001 | SWE

RESULT					
Test Description	Lower Limit	Upper Limit	Measured	Unit	Verdict
Bandwidth (6dB)	0.500	---	36.3	MHz	PASS

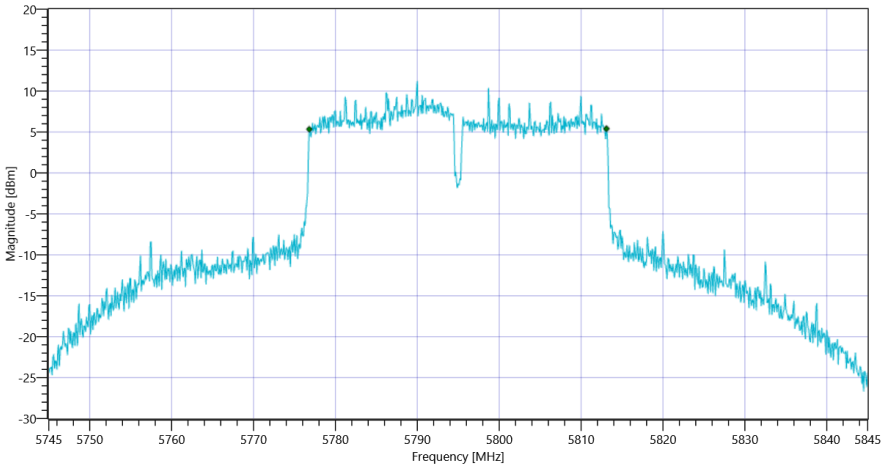

FCC Part 15.407 & ISED Minimum Emission BW ~ WLAN5Gx ac-VHT40 mode U-NII-3

General verdict	PASS

FCC Part 15.407 & ISED Minimum Emission BW ~ WLAN5Gx ac-VHT40 mode U-NII-3

Test References	
TC Start	30.03.2022 02:50:58
Ambit Temp [°C] | Humidity [rel%]	25.3 | 25
System Version	3.0.5.9
Test Specification	FCC Part 15.407
Test Method	KDB789033 D02, C.2.
TC Version	0.0.1
My Description	FCC 15.407 Min Emission Bandwidth - WLAN5Gx ac-VHT40 mode U-NII-3
Add. Information	

EUT Common Settings WLAN5Gx	
Number of Antenna Ports	4
User Interaction	No
Device Class UNII_1	AP indoor

Test Parameter	
Technology to test	WLAN5Gx ac-VHT40 mode U-NII-3
Antenna Port used	1
Temperature	nom
Voltage	nom
Frequency low to test	False | Freq [MHz] 5755
Frequency mid to test	False | Freq [MHz] 0
Frequency high to test	True | Freq [MHz] 5795
Auto Control enabled Power Supply | Climatic Box	No | No
Additional Path Loss [dB]	0.5
Switched Path	EUT - SignalingUnit - SpectrumAnalyzer

Test Equipment
Signal analyzer,Rohde&Schwarz,FSV-40,1307.9002K40/101042,3.70
Switch matrix,CTCadvanced,SPM-4 NI DAQ,28016133,NI

Test at TX 5795 MHz

RESULT: Reference Power cond.					
Test Description	Lower Limit	Upper Limit	Measured	Unit	Verdict
Ref. Power 1MHz/1MHz cond.	---	---	14.95	dBm	INFO
Ref. Frequency	---	---	5785.410	MHz	INFO

READ SA SETTINGS:	
RefLevel [dBm] | RefLevelOffset [dB] | InpAtt [dB]	26.95 | 17.85 | 25
Start [MHz] | Stop [MHz]	5745.000 | 5845.000
RBW [MHz] | VBW [MHz]	0.100000 | 0.300000
Detector | TraceMode	POS | MAXH
Sweep: Time [ms] | Count | Points per Section | Type	2 | 1500 | 1001 | SWE

RESULT					
Test Description	Lower Limit	Upper Limit	Measured	Unit	Verdict
Bandwidth (6dB)	0.500	---	35.1	MHz	PASS

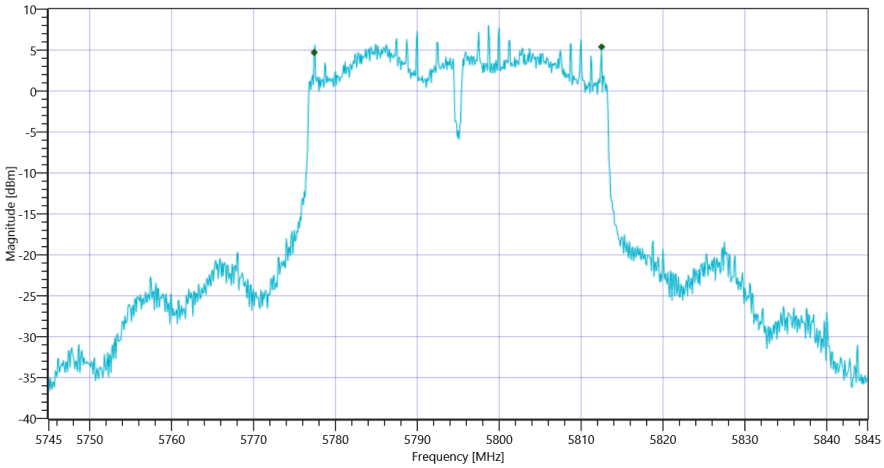

FCC Part 15.407 & ISED Minimum Emission BW ~ WLAN5Gx ac-VHT40 mode U-NII-3

General verdict	PASS

FCC Part 15.407 & ISED Minimum Emission BW ~ WLAN5Gx ac-VHT40 mode U-NII-3

Test References	
TC Start	30.03.2022 02:45:38
Ambit Temp [°C] | Humidity [rel%]	25.3 | 25
System Version	3.0.5.9
Test Specification	FCC Part 15.407
Test Method	KDB789033 D02, C.2.
TC Version	0.0.1
My Description	FCC 15.407 Min Emission Bandwidth - WLAN5Gx ac-VHT40 mode U-NII-3
Add. Information	

EUT Common Settings WLAN5Gx	
Number of Antenna Ports	4
User Interaction	No
Device Class UNII_1	AP indoor

Test Parameter	
Technology to test	WLAN5Gx ac-VHT40 mode U-NII-3
Antenna Port used	4
Temperature	nom
Voltage	nom
Frequency low to test	True | Freq [MHz] 5755
Frequency mid to test	False | Freq [MHz] 0
Frequency high to test	False | Freq [MHz] 5795
Auto Control enabled Power Supply | Climatic Box	No | No
Additional Path Loss [dB]	0.5
Switched Path	EUT - SignalingUnit - SpectrumAnalyzer

Test Equipment
Signal analyzer,Rohde&Schwarz,FSV-40,1307.9002K40/101042,3.70
Switch matrix,CTCadvanced,SPM-4 NI DAQ,28016133,NI

Test at TX 5755 MHz

RESULT: Reference Power cond.					
Test Description	Lower Limit	Upper Limit	Measured	Unit	Verdict
Ref. Power 1MHz/1MHz cond.	---	---	17.26	dBm	INFO
Ref. Frequency	---	---	5760.390	MHz	INFO

READ SA SETTINGS:	
RefLevel [dBm] | RefLevelOffset [dB] | InpAtt [dB]	29.26 | 17.87 | 30
Start [MHz] | Stop [MHz]	5705.000 | 5805.000
RBW [MHz] | VBW [MHz]	0.100000 | 0.300000
Detector | TraceMode	POS | MAXH
Sweep: Time [ms] | Count | Points per Section | Type	2 | 1500 | 1001 | SWE

RESULT					
Test Description	Lower Limit	Upper Limit	Measured	Unit	Verdict
Bandwidth (6dB)	0.500	---	34.4	MHz	PASS

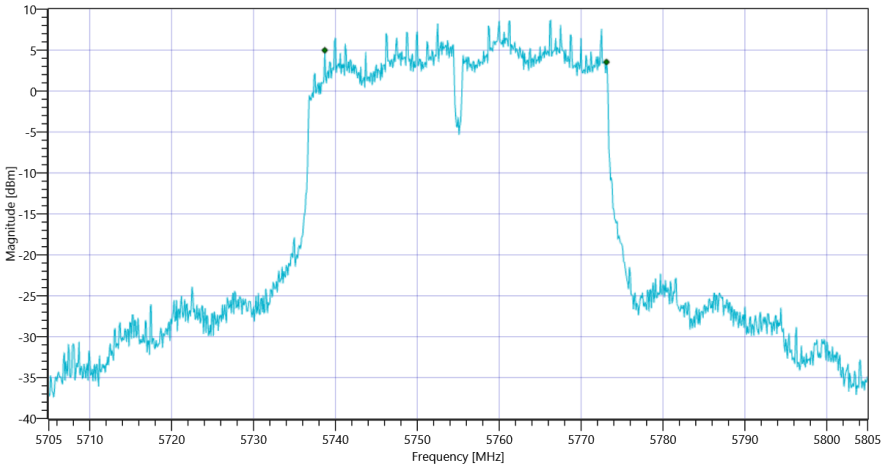

FCC Part 15.407 & ISED Minimum Emission BW ~ WLAN5Gx ac-VHT40 mode U-NII-3

General verdict	PASS

FCC Part 15.407 & ISED Minimum Emission BW ~ WLAN5Gx ac-VHT40 mode U-NII-3

Test References	
TC Start	30.03.2022 02:40:34
Ambit Temp [°C] | Humidity [rel%]	25.3 | 25
System Version	3.0.5.9
Test Specification	FCC Part 15.407
Test Method	KDB789033 D02, C.2.
TC Version	0.0.1
My Description	FCC 15.407 Min Emission Bandwidth - WLAN5Gx ac-VHT40 mode U-NII-3
Add. Information	

EUT Common Settings WLAN5Gx	
Number of Antenna Ports	4
User Interaction	No
Device Class UNII_1	AP indoor

Test Parameter	
Technology to test	WLAN5Gx ac-VHT40 mode U-NII-3
Antenna Port used	3
Temperature	nom
Voltage	nom
Frequency low to test	True | Freq [MHz] 5755
Frequency mid to test	False | Freq [MHz] 0
Frequency high to test	False | Freq [MHz] 5795
Auto Control enabled Power Supply | Climatic Box	No | No
Additional Path Loss [dB]	0.5
Switched Path	EUT - SignalingUnit - SpectrumAnalyzer

Test Equipment
Signal analyzer,Rohde&Schwarz,FSV-40,1307.9002K40/101042,3.70
Switch matrix,CTCadvanced,SPM-4 NI DAQ,28016133,NI

Test at TX 5755 MHz

RESULT: Reference Power cond.					
Test Description	Lower Limit	Upper Limit	Measured	Unit	Verdict
Ref. Power 1MHz/1MHz cond.	---	---	17.89	dBm	INFO
Ref. Frequency	---	---	5753.200	MHz	INFO

READ SA SETTINGS:	
RefLevel [dBm] | RefLevelOffset [dB] | InpAtt [dB]	29.89 | 17.87 | 30
Start [MHz] | Stop [MHz]	5705.000 | 5805.000
RBW [MHz] | VBW [MHz]	0.100000 | 0.300000
Detector | TraceMode	POS | MAXH
Sweep: Time [ms] | Count | Points per Section | Type	2 | 1500 | 1001 | SWE

RESULT					
Test Description	Lower Limit	Upper Limit	Measured	Unit	Verdict
Bandwidth (6dB)	0.500	---	35	MHz	PASS

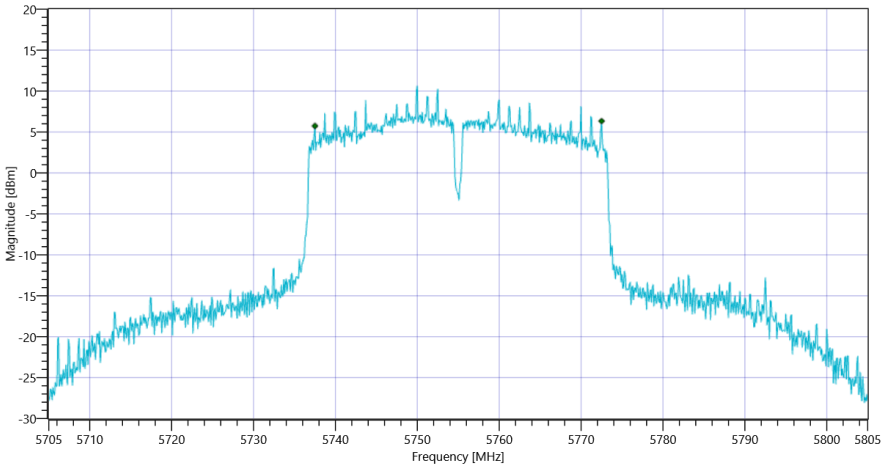

FCC Part 15.407 & ISED Minimum Emission BW ~ WLAN5Gx ac-VHT40 mode U-NII-3

General verdict	PASS

FCC Part 15.407 & ISED Minimum Emission BW ~ WLAN5Gx ac-VHT40 mode U-NII-3

Test References	
TC Start	30.03.2022 02:35:31
Ambit Temp [°C] | Humidity [rel%]	25.3 | 25
System Version	3.0.5.9
Test Specification	FCC Part 15.407
Test Method	KDB789033 D02, C.2.
TC Version	0.0.1
My Description	FCC 15.407 Min Emission Bandwidth - WLAN5Gx ac-VHT40 mode U-NII-3
Add. Information	

EUT Common Settings WLAN5Gx	
Number of Antenna Ports	4
User Interaction	No
Device Class UNII_1	AP indoor

Test Parameter	
Technology to test	WLAN5Gx ac-VHT40 mode U-NII-3
Antenna Port used	2
Temperature	nom
Voltage	nom
Frequency low to test	True | Freq [MHz] 5755
Frequency mid to test	False | Freq [MHz] 0
Frequency high to test	False | Freq [MHz] 5795
Auto Control enabled Power Supply | Climatic Box	No | No
Additional Path Loss [dB]	0.5
Switched Path	EUT - SignalingUnit - SpectrumAnalyzer

Test Equipment
Signal analyzer,Rohde&Schwarz,FSV-40,1307.9002K40/101042,3.70
Switch matrix,CTCadvanced,SPM-4 NI DAQ,28016133,NI

Test at TX 5755 MHz

RESULT: Reference Power cond.					
Test Description	Lower Limit	Upper Limit	Measured	Unit	Verdict
Ref. Power 1MHz/1MHz cond.	---	---	17.80	dBm	INFO
Ref. Frequency	---	---	5749.610	MHz	INFO

READ SA SETTINGS:	
RefLevel [dBm] | RefLevelOffset [dB] | InpAtt [dB]	29.80 | 17.87 | 30
Start [MHz] | Stop [MHz]	5705.000 | 5805.000
RBW [MHz] | VBW [MHz]	0.100000 | 0.300000
Detector | TraceMode	POS | MAXH
Sweep: Time [ms] | Count | Points per Section | Type	2 | 1500 | 1001 | SWE

RESULT					
Test Description	Lower Limit	Upper Limit	Measured	Unit	Verdict
Bandwidth (6dB)	0.500	---	35.7	MHz	PASS

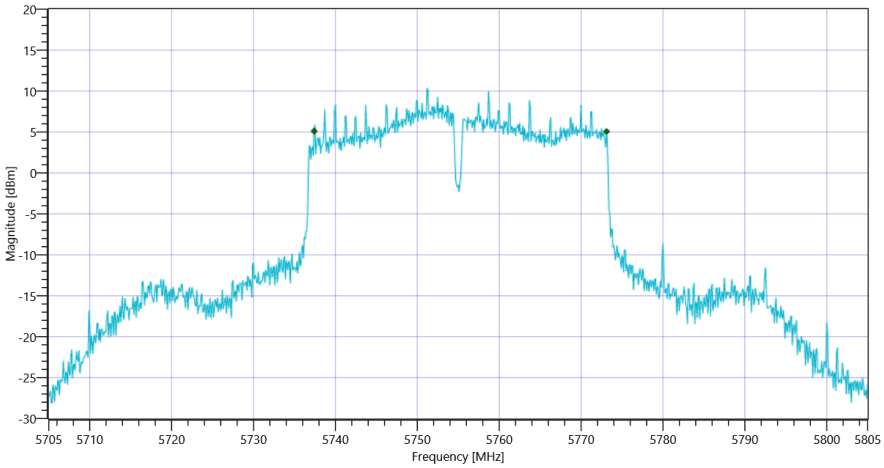

FCC Part 15.407 & ISED Minimum Emission BW ~ WLAN5Gx ac-VHT40 mode U-NII-3

General verdict	PASS

FCC Part 15.407 & ISED Minimum Emission BW ~ WLAN5Gx ac-VHT40 mode U-NII-3

Test References	
TC Start	30.03.2022 02:30:28
Ambit Temp [°C] | Humidity [rel%]	25.3 | 25
System Version	3.0.5.9
Test Specification	FCC Part 15.407
Test Method	KDB789033 D02, C.2.
TC Version	0.0.1
My Description	FCC 15.407 Min Emission Bandwidth - WLAN5Gx ac-VHT40 mode U-NII-3
Add. Information	

EUT Common Settings WLAN5Gx	
Number of Antenna Ports	4
User Interaction	No
Device Class UNII_1	AP indoor

Test Parameter	
Technology to test	WLAN5Gx ac-VHT40 mode U-NII-3
Antenna Port used	1
Temperature	nom
Voltage	nom
Frequency low to test	True | Freq [MHz] 5755
Frequency mid to test	False | Freq [MHz] 0
Frequency high to test	False | Freq [MHz] 5795
Auto Control enabled Power Supply | Climatic Box	No | No
Additional Path Loss [dB]	0.5
Switched Path	EUT - SignalingUnit - SpectrumAnalyzer

Test Equipment
Signal analyzer,Rohde&Schwarz,FSV-40,1307.9002K40/101042,3.70
Switch matrix,CTCadvanced,SPM-4 NI DAQ,28016133,NI

Test at TX 5755 MHz

RESULT: Reference Power cond.					
Test Description	Lower Limit	Upper Limit	Measured	Unit	Verdict
Ref. Power 1MHz/1MHz cond.	---	---	15.76	dBm	INFO
Ref. Frequency	---	---	5763.590	MHz	INFO

READ SA SETTINGS:	
RefLevel [dBm] | RefLevelOffset [dB] | InpAtt [dB]	27.76 | 17.87 | 25
Start [MHz] | Stop [MHz]	5705.000 | 5805.000
RBW [MHz] | VBW [MHz]	0.100000 | 0.300000
Detector | TraceMode	POS | MAXH
Sweep: Time [ms] | Count | Points per Section | Type	2 | 1500 | 1001 | SWE

RESULT					
Test Description	Lower Limit	Upper Limit	Measured	Unit	Verdict
Bandwidth (6dB)	0.500	---	34.4	MHz	PASS

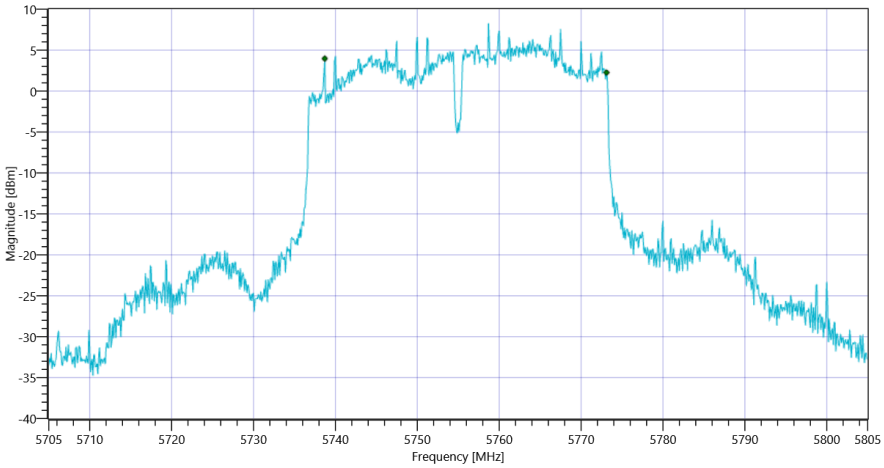

FCC Part 15.407 & ISED Minimum Emission BW ~ WLAN5Gx ac-VHT40 mode U-NII-3

General verdict	PASS

FCC Part 15.407 & ISED Minimum Emission BW ~ WLAN5Gx n-HT40 mode U-NII-3

Test References	
TC Start	30.03.2022 00:51:00
Ambit Temp [°C] | Humidity [rel%]	25.1 | 25
System Version	3.0.5.9
Test Specification	FCC Part 15.407
Test Method	KDB789033 D02, C.2.
TC Version	0.0.1
My Description	FCC 15.407 Min Emission Bandwidth - WLAN5Gx n-HT40 mode U-NII-3
Add. Information	

EUT Common Settings WLAN5Gx	
Number of Antenna Ports	4
User Interaction	No
Device Class UNII_1	AP indoor

Test Parameter	
Technology to test	WLAN5Gx n-HT40 mode U-NII-3
Antenna Port used	4
Temperature	nom
Voltage	nom
Frequency low to test	False | Freq [MHz] 5755
Frequency mid to test	False | Freq [MHz] 0
Frequency high to test	True | Freq [MHz] 5795
Auto Control enabled Power Supply | Climatic Box	No | No
Additional Path Loss [dB]	0.5
Switched Path	EUT - SignalingUnit - SpectrumAnalyzer

Test Equipment
Signal analyzer,Rohde&Schwarz,FSV-40,1307.9002K40/101042,3.70
Switch matrix,CTCadvanced,SPM-4 NI DAQ,28016133,NI

Test at TX 5795 MHz

RESULT: Reference Power cond.					
Test Description	Lower Limit	Upper Limit	Measured	Unit	Verdict
Ref. Power 1MHz/1MHz cond.	---	---	14.82	dBm	INFO
Ref. Frequency	---	---	5793.200	MHz	INFO

READ SA SETTINGS:	
RefLevel [dBm] | RefLevelOffset [dB] | InpAtt [dB]	26.82 | 17.85 | 25
Start [MHz] | Stop [MHz]	5745.000 | 5845.000
RBW [MHz] | VBW [MHz]	0.100000 | 0.300000
Detector | TraceMode	POS | MAXH
Sweep: Time [ms] | Count | Points per Section | Type	2 | 1500 | 1001 | SWE

RESULT					
Test Description	Lower Limit	Upper Limit	Measured	Unit	Verdict
Bandwidth (6dB)	0.500	---	35.2	MHz	PASS

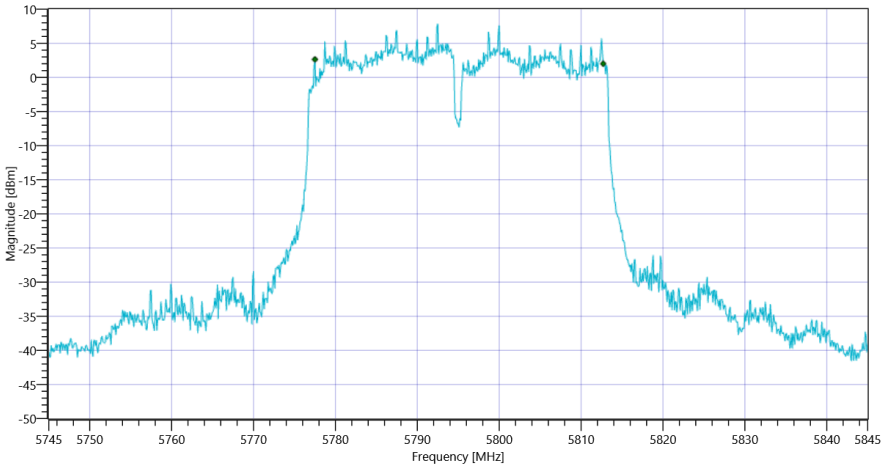

FCC Part 15.407 & ISED Minimum Emission BW ~ WLAN5Gx n-HT40 mode U-NII-3

General verdict	PASS

FCC Part 15.407 & ISED Minimum Emission BW ~ WLAN5Gx n-HT40 mode U-NII-3

Test References	
TC Start	30.03.2022 00:46:05
Ambit Temp [°C] | Humidity [rel%]	25.2 | 25
System Version	3.0.5.9
Test Specification	FCC Part 15.407
Test Method	KDB789033 D02, C.2.
TC Version	0.0.1
My Description	FCC 15.407 Min Emission Bandwidth - WLAN5Gx n-HT40 mode U-NII-3
Add. Information	

EUT Common Settings WLAN5Gx	
Number of Antenna Ports	4
User Interaction	No
Device Class UNII_1	AP indoor

Test Parameter	
Technology to test	WLAN5Gx n-HT40 mode U-NII-3
Antenna Port used	3
Temperature	nom
Voltage	nom
Frequency low to test	False | Freq [MHz] 5755
Frequency mid to test	False | Freq [MHz] 0
Frequency high to test	True | Freq [MHz] 5795
Auto Control enabled Power Supply | Climatic Box	No | No
Additional Path Loss [dB]	0.5
Switched Path	EUT - SignalingUnit - SpectrumAnalyzer

Test Equipment
Signal analyzer,Rohde&Schwarz,FSV-40,1307.9002K40/101042,3.70
Switch matrix,CTCadvanced,SPM-4 NI DAQ,28016133,NI

Test at TX 5795 MHz

RESULT: Reference Power cond.					
Test Description	Lower Limit	Upper Limit	Measured	Unit	Verdict
Ref. Power 1MHz/1MHz cond.	---	---	15.65	dBm	INFO
Ref. Frequency	---	---	5797.800	MHz	INFO

READ SA SETTINGS:	
RefLevel [dBm] | RefLevelOffset [dB] | InpAtt [dB]	27.65 | 17.85 | 25
Start [MHz] | Stop [MHz]	5745.000 | 5845.000
RBW [MHz] | VBW [MHz]	0.100000 | 0.300000
Detector | TraceMode	POS | MAXH
Sweep: Time [ms] | Count | Points per Section | Type	2 | 1500 | 1001 | SWE

RESULT					
Test Description	Lower Limit	Upper Limit	Measured	Unit	Verdict
Bandwidth (6dB)	0.500	---	33.9	MHz	PASS

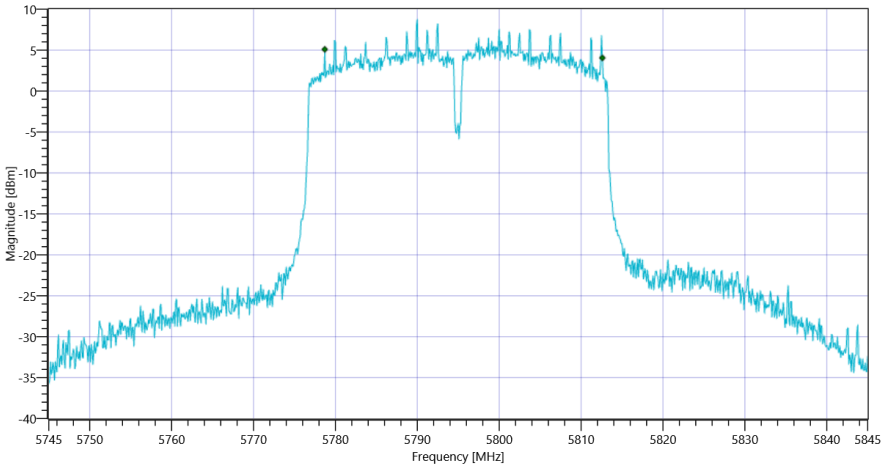

FCC Part 15.407 & ISED Minimum Emission BW ~ WLAN5Gx n-HT40 mode U-NII-3

General verdict	PASS

FCC Part 15.407 & ISED Minimum Emission BW ~ WLAN5Gx n-HT40 mode U-NII-3

Test References	
TC Start	30.03.2022 00:41:12
Ambit Temp [°C] | Humidity [rel%]	25.2 | 25
System Version	3.0.5.9
Test Specification	FCC Part 15.407
Test Method	KDB789033 D02, C.2.
TC Version	0.0.1
My Description	FCC 15.407 Min Emission Bandwidth - WLAN5Gx n-HT40 mode U-NII-3
Add. Information	

EUT Common Settings WLAN5Gx	
Number of Antenna Ports	4
User Interaction	No
Device Class UNII_1	AP indoor

Test Parameter	
Technology to test	WLAN5Gx n-HT40 mode U-NII-3
Antenna Port used	2
Temperature	nom
Voltage	nom
Frequency low to test	False | Freq [MHz] 5755
Frequency mid to test	False | Freq [MHz] 0
Frequency high to test	True | Freq [MHz] 5795
Auto Control enabled Power Supply | Climatic Box	No | No
Additional Path Loss [dB]	0.5
Switched Path	EUT - SignalingUnit - SpectrumAnalyzer

Test Equipment
Signal analyzer,Rohde&Schwarz,FSV-40,1307.9002K40/101042,3.70
Switch matrix,CTCadvanced,SPM-4 NI DAQ,28016133,NI

Test at TX 5795 MHz

RESULT: Reference Power cond.					
Test Description	Lower Limit	Upper Limit	Measured	Unit	Verdict
Ref. Power 1MHz/1MHz cond.	---	---	20.28	dBm	INFO
Ref. Frequency	---	---	5791.200	MHz	INFO

READ SA SETTINGS:	
RefLevel [dBm] | RefLevelOffset [dB] | InpAtt [dB]	32.28 | 17.85 | 30
Start [MHz] | Stop [MHz]	5745.000 | 5845.000
RBW [MHz] | VBW [MHz]	0.100000 | 0.300000
Detector | TraceMode	POS | MAXH
Sweep: Time [ms] | Count | Points per Section | Type	2 | 1500 | 1001 | SWE

RESULT					
Test Description	Lower Limit	Upper Limit	Measured	Unit	Verdict
Bandwidth (6dB)	0.500	---	36.4	MHz	PASS

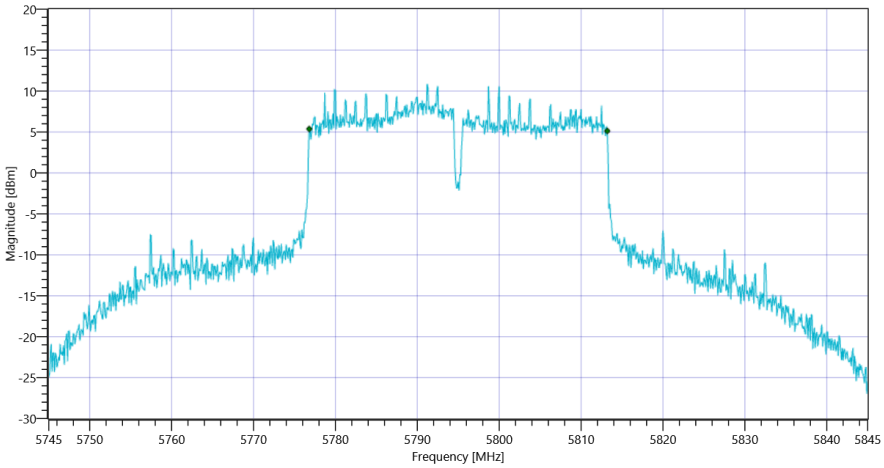

FCC Part 15.407 & ISED Minimum Emission BW ~ WLAN5Gx n-HT40 mode U-NII-3

General verdict	PASS

FCC Part 15.407 & ISED Minimum Emission BW ~ WLAN5Gx n-HT40 mode U-NII-3

Test References	
TC Start	30.03.2022 00:36:18
Ambit Temp [°C] | Humidity [rel%]	25.2 | 25
System Version	3.0.5.9
Test Specification	FCC Part 15.407
Test Method	KDB789033 D02, C.2.
TC Version	0.0.1
My Description	FCC 15.407 Min Emission Bandwidth - WLAN5Gx n-HT40 mode U-NII-3
Add. Information	

EUT Common Settings WLAN5Gx	
Number of Antenna Ports	4
User Interaction	No
Device Class UNII_1	AP indoor

Test Parameter	
Technology to test	WLAN5Gx n-HT40 mode U-NII-3
Antenna Port used	1
Temperature	nom
Voltage	nom
Frequency low to test	False | Freq [MHz] 5755
Frequency mid to test	False | Freq [MHz] 0
Frequency high to test	True | Freq [MHz] 5795
Auto Control enabled Power Supply | Climatic Box	No | No
Additional Path Loss [dB]	0.5
Switched Path	EUT - SignalingUnit - SpectrumAnalyzer

Test Equipment
Signal analyzer,Rohde&Schwarz,FSV-40,1307.9002K40/101042,3.70
Switch matrix,CTCadvanced,SPM-4 NI DAQ,28016133,NI

Test at TX 5795 MHz

RESULT: Reference Power cond.					
Test Description	Lower Limit	Upper Limit	Measured	Unit	Verdict
Ref. Power 1MHz/1MHz cond.	---	---	15.81	dBm	INFO
Ref. Frequency	---	---	5786.810	MHz	INFO

READ SA SETTINGS:	
RefLevel [dBm] | RefLevelOffset [dB] | InpAtt [dB]	27.81 | 17.85 | 25
Start [MHz] | Stop [MHz]	5745.000 | 5845.000
RBW [MHz] | VBW [MHz]	0.100000 | 0.300000
Detector | TraceMode	POS | MAXH
Sweep: Time [ms] | Count | Points per Section | Type	2 | 1500 | 1001 | SWE

RESULT					
Test Description	Lower Limit	Upper Limit	Measured	Unit	Verdict
Bandwidth (6dB)	0.500	---	35.4	MHz	PASS

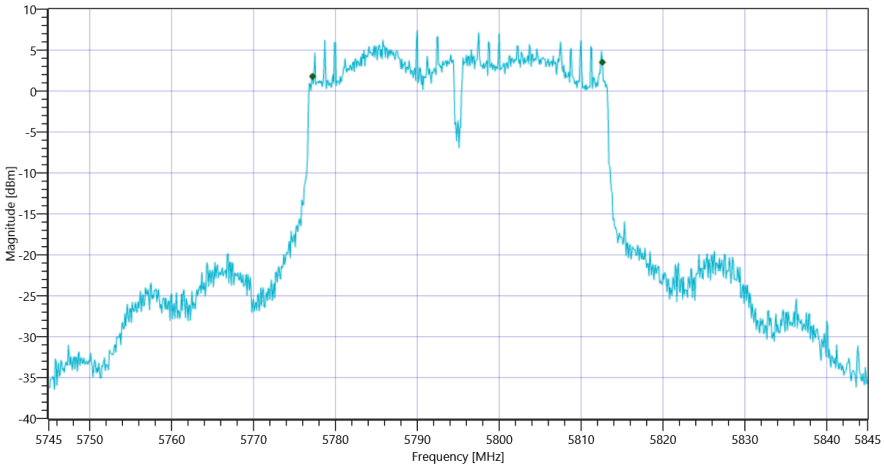

FCC Part 15.407 & ISED Minimum Emission BW ~ WLAN5Gx n-HT40 mode U-NII-3

General verdict	PASS

FCC Part 15.407 & ISED Minimum Emission BW ~ WLAN5Gx n-HT40 mode U-NII-3

Test References	
TC Start	30.03.2022 00:31:12
Ambit Temp [°C] | Humidity [rel%]	25.2 | 24
System Version	3.0.5.9
Test Specification	FCC Part 15.407
Test Method	KDB789033 D02, C.2.
TC Version	0.0.1
My Description	FCC 15.407 Min Emission Bandwidth - WLAN5Gx n-HT40 mode U-NII-3
Add. Information	

EUT Common Settings WLAN5Gx	
Number of Antenna Ports	4
User Interaction	No
Device Class UNII_1	AP indoor

Test Parameter	
Technology to test	WLAN5Gx n-HT40 mode U-NII-3
Antenna Port used	4
Temperature	nom
Voltage	nom
Frequency low to test	True | Freq [MHz] 5755
Frequency mid to test	False | Freq [MHz] 0
Frequency high to test	False | Freq [MHz] 5795
Auto Control enabled Power Supply | Climatic Box	No | No
Additional Path Loss [dB]	0.5
Switched Path	EUT - SignalingUnit - SpectrumAnalyzer

Test Equipment
Signal analyzer,Rohde&Schwarz,FSV-40,1307.9002K40/101042,3.70
Switch matrix,CTCadvanced,SPM-4 NI DAQ,28016133,NI

Test at TX 5755 MHz

RESULT: Reference Power cond.					
Test Description	Lower Limit	Upper Limit	Measured	Unit	Verdict
Ref. Power 1MHz/1MHz cond.	---	---	16.17	dBm	INFO
Ref. Frequency	---	---	5760.990	MHz	INFO

READ SA SETTINGS:	
RefLevel [dBm] | RefLevelOffset [dB] | InpAtt [dB]	28.17 | 17.87 | 30
Start [MHz] | Stop [MHz]	5705.000 | 5805.000
RBW [MHz] | VBW [MHz]	0.100000 | 0.300000
Detector | TraceMode	POS | MAXH
Sweep: Time [ms] | Count | Points per Section | Type	2 | 1500 | 1001 | SWE

RESULT					
Test Description	Lower Limit	Upper Limit	Measured	Unit	Verdict
Bandwidth (6dB)	0.500	---	33.9	MHz	PASS

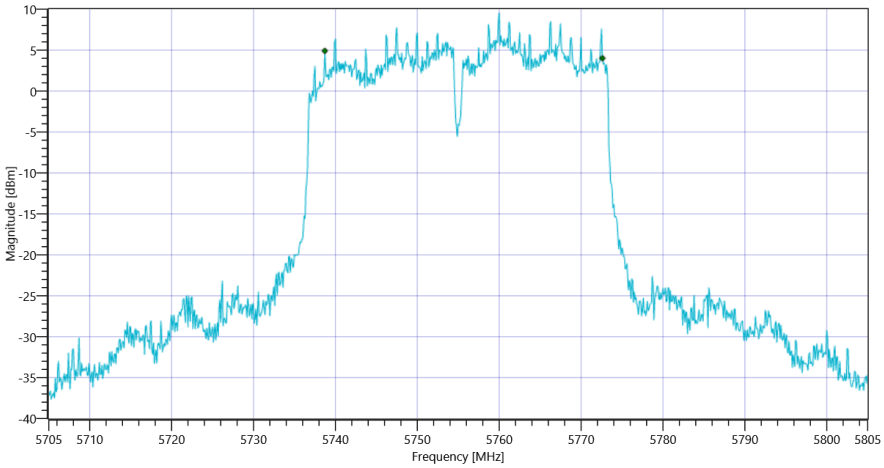

FCC Part 15.407 & ISED Minimum Emission BW ~ WLAN5Gx n-HT40 mode U-NII-3

General verdict	PASS

FCC Part 15.407 & ISED Minimum Emission BW ~ WLAN5Gx n-HT40 mode U-NII-3

Test References	
TC Start	30.03.2022 00:26:19
Ambit Temp [°C] | Humidity [rel%]	25.2 | 25
System Version	3.0.5.9
Test Specification	FCC Part 15.407
Test Method	KDB789033 D02, C.2.
TC Version	0.0.1
My Description	FCC 15.407 Min Emission Bandwidth - WLAN5Gx n-HT40 mode U-NII-3
Add. Information	

EUT Common Settings WLAN5Gx	
Number of Antenna Ports	4
User Interaction	No
Device Class UNII_1	AP indoor

Test Parameter	
Technology to test	WLAN5Gx n-HT40 mode U-NII-3
Antenna Port used	3
Temperature	nom
Voltage	nom
Frequency low to test	True | Freq [MHz] 5755
Frequency mid to test	False | Freq [MHz] 0
Frequency high to test	False | Freq [MHz] 5795
Auto Control enabled Power Supply | Climatic Box	No | No
Additional Path Loss [dB]	0.5
Switched Path	EUT - SignalingUnit - SpectrumAnalyzer

Test Equipment
Signal analyzer,Rohde&Schwarz,FSV-40,1307.9002K40/101042,3.70
Switch matrix,CTCadvanced,SPM-4 NI DAQ,28016133,NI

Test at TX 5755 MHz

RESULT: Reference Power cond.					
Test Description	Lower Limit	Upper Limit	Measured	Unit	Verdict
Ref. Power 1MHz/1MHz cond.	---	---	16.45	dBm	INFO
Ref. Frequency	---	---	5747.410	MHz	INFO

READ SA SETTINGS:	
RefLevel [dBm] | RefLevelOffset [dB] | InpAtt [dB]	28.45 | 17.87 | 30
Start [MHz] | Stop [MHz]	5705.000 | 5805.000
RBW [MHz] | VBW [MHz]	0.100000 | 0.300000
Detector | TraceMode	POS | MAXH
Sweep: Time [ms] | Count | Points per Section | Type	2 | 1500 | 1001 | SWE

RESULT					
Test Description	Lower Limit	Upper Limit	Measured	Unit	Verdict
Bandwidth (6dB)	0.500	---	35.4	MHz	PASS

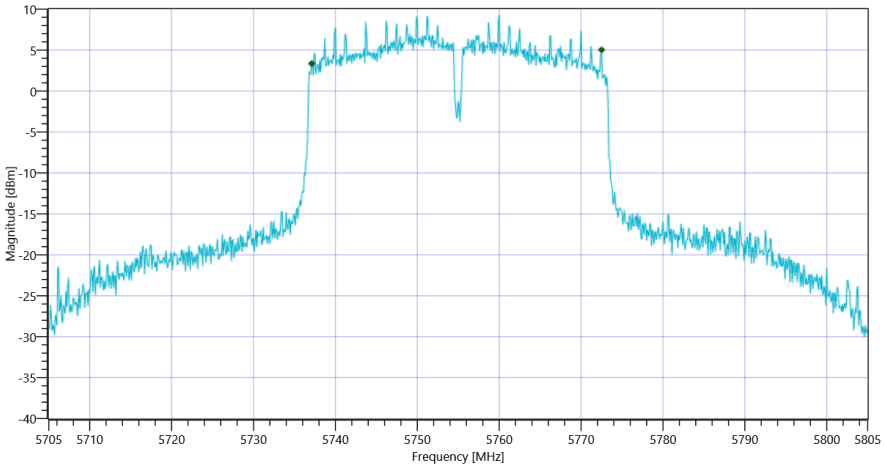

FCC Part 15.407 & ISED Minimum Emission BW ~ WLAN5Gx n-HT40 mode U-NII-3

General verdict	PASS

FCC Part 15.407 & ISED Minimum Emission BW ~ WLAN5Gx n-HT40 mode U-NII-3

Test References	
TC Start	30.03.2022 00:21:26
Ambit Temp [°C] | Humidity [rel%]	25.2 | 24
System Version	3.0.5.9
Test Specification	FCC Part 15.407
Test Method	KDB789033 D02, C.2.
TC Version	0.0.1
My Description	FCC 15.407 Min Emission Bandwidth - WLAN5Gx n-HT40 mode U-NII-3
Add. Information	

EUT Common Settings WLAN5Gx	
Number of Antenna Ports	4
User Interaction	No
Device Class UNII_1	AP indoor

Test Parameter	
Technology to test	WLAN5Gx n-HT40 mode U-NII-3
Antenna Port used	2
Temperature	nom
Voltage	nom
Frequency low to test	True | Freq [MHz] 5755
Frequency mid to test	False | Freq [MHz] 0
Frequency high to test	False | Freq [MHz] 5795
Auto Control enabled Power Supply | Climatic Box	No | No
Additional Path Loss [dB]	0.5
Switched Path	EUT - SignalingUnit - SpectrumAnalyzer

Test Equipment
Signal analyzer,Rohde&Schwarz,FSV-40,1307.9002K40/101042,3.70
Switch matrix,CTCadvanced,SPM-4 NI DAQ,28016133,NI

Test at TX 5755 MHz

RESULT: Reference Power cond.					
Test Description	Lower Limit	Upper Limit	Measured	Unit	Verdict
Ref. Power 1MHz/1MHz cond.	---	---	18.17	dBm	INFO
Ref. Frequency	---	---	5752.600	MHz	INFO

READ SA SETTINGS:	
RefLevel [dBm] | RefLevelOffset [dB] | InpAtt [dB]	30.17 | 17.87 | 30
Start [MHz] | Stop [MHz]	5705.000 | 5805.000
RBW [MHz] | VBW [MHz]	0.100000 | 0.300000
Detector | TraceMode	POS | MAXH
Sweep: Time [ms] | Count | Points per Section | Type	2 | 1500 | 1001 | SWE

RESULT					
Test Description	Lower Limit	Upper Limit	Measured	Unit	Verdict
Bandwidth (6dB)	0.500	---	35.4	MHz	PASS

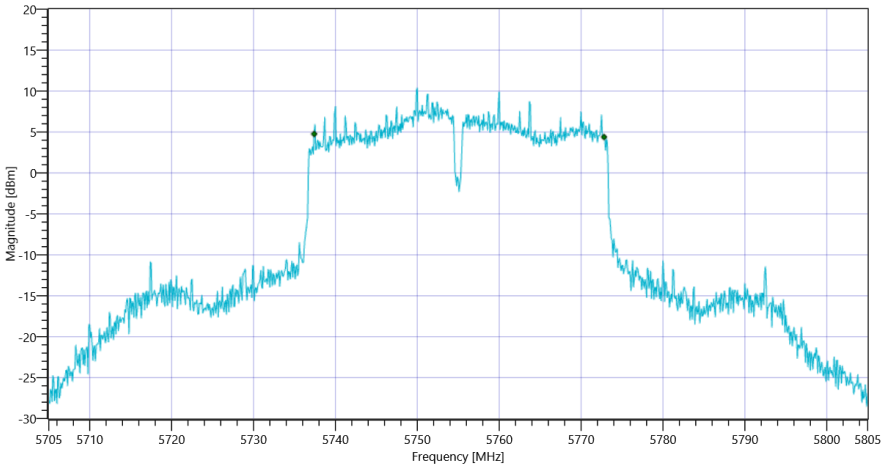

FCC Part 15.407 & ISED Minimum Emission BW ~ WLAN5Gx n-HT40 mode U-NII-3

General verdict	PASS

FCC Part 15.407 & ISED Minimum Emission BW ~ WLAN5Gx n-HT40 mode U-NII-3

Test References	
TC Start	30.03.2022 00:16:33
Ambit Temp [°C] | Humidity [rel%]	25.2 | 24
System Version	3.0.5.9
Test Specification	FCC Part 15.407
Test Method	KDB789033 D02, C.2.
TC Version	0.0.1
My Description	FCC 15.407 Min Emission Bandwidth - WLAN5Gx n-HT40 mode U-NII-3
Add. Information	

EUT Common Settings WLAN5Gx	
Number of Antenna Ports	4
User Interaction	No
Device Class UNII_1	AP indoor

Test Parameter	
Technology to test	WLAN5Gx n-HT40 mode U-NII-3
Antenna Port used	1
Temperature	nom
Voltage	nom
Frequency low to test	True | Freq [MHz] 5755
Frequency mid to test	False | Freq [MHz] 0
Frequency high to test	False | Freq [MHz] 5795
Auto Control enabled Power Supply | Climatic Box	No | No
Additional Path Loss [dB]	0.5
Switched Path	EUT - SignalingUnit - SpectrumAnalyzer

Test Equipment
Signal analyzer,Rohde&Schwarz,FSV-40,1307.9002K40/101042,3.70
Switch matrix,CTCadvanced,SPM-4 NI DAQ,28016133,NI

Test at TX 5755 MHz

RESULT: Reference Power cond.					
Test Description	Lower Limit	Upper Limit	Measured	Unit	Verdict
Ref. Power 1MHz/1MHz cond.	---	---	16.19	dBm	INFO
Ref. Frequency	---	---	5764.190	MHz	INFO

READ SA SETTINGS:	
RefLevel [dBm] | RefLevelOffset [dB] | InpAtt [dB]	28.19 | 17.87 | 30
Start [MHz] | Stop [MHz]	5705.000 | 5805.000
RBW [MHz] | VBW [MHz]	0.100000 | 0.300000
Detector | TraceMode	POS | MAXH
Sweep: Time [ms] | Count | Points per Section | Type	2 | 1500 | 1001 | SWE

RESULT					
Test Description	Lower Limit	Upper Limit	Measured	Unit	Verdict
Bandwidth (6dB)	0.500	---	35.7	MHz	PASS

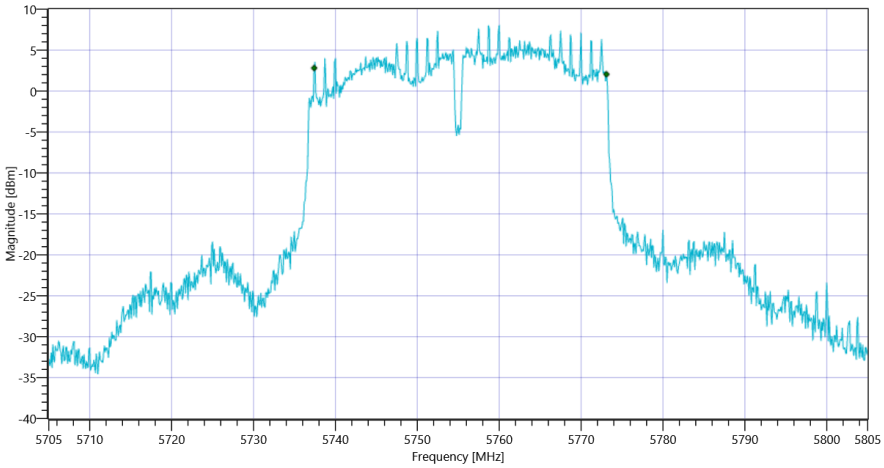

FCC Part 15.407 & ISED Minimum Emission BW ~ WLAN5Gx n-HT40 mode U-NII-3

General verdict	PASS

FCC Part 15.407 & ISED Minimum Emission BW ~ WLAN5Gx ac-VHT20 mode U-NII-3

Test References	
TC Start	29.03.2022 22:40:30
Ambit Temp [°C] | Humidity [rel%]	25.1 | 24
System Version	3.0.5.9
Test Specification	FCC Part 15.407
Test Method	KDB789033 D02, C.2.
TC Version	0.0.1
My Description	FCC 15.407 Min Emission Bandwidth - WLAN5Gx ac-VHT20 mode U-NII-3
Add. Information	

EUT Common Settings WLAN5Gx	
Number of Antenna Ports	4
User Interaction	No
Device Class UNII_1	AP indoor

Test Parameter	
Technology to test	WLAN5Gx ac-VHT20 mode U-NII-3
Antenna Port used	4
Temperature	nom
Voltage	nom
Frequency low to test	False | Freq [MHz] 5745
Frequency mid to test	False | Freq [MHz] 5785
Frequency high to test	True | Freq [MHz] 5825
Auto Control enabled Power Supply | Climatic Box	No | No
Additional Path Loss [dB]	0.5
Switched Path	EUT - SignalingUnit - SpectrumAnalyzer

Test Equipment
Signal analyzer,Rohde&Schwarz,FSV-40,1307.9002K40/101042,3.70
Switch matrix,CTCadvanced,SPM-4 NI DAQ,28016133,NI

Test at TX 5825 MHz

RESULT: Reference Power cond.					
Test Description	Lower Limit	Upper Limit	Measured	Unit	Verdict
Ref. Power 1MHz/1MHz cond.	---	---	17.31	dBm	INFO
Ref. Frequency	---	---	5828.000	MHz	INFO

READ SA SETTINGS:	
RefLevel [dBm] | RefLevelOffset [dB] | InpAtt [dB]	29.31 | 17.84 | 30
Start [MHz] | Stop [MHz]	5800.000 | 5850.000
RBW [MHz] | VBW [MHz]	0.100000 | 0.300000
Detector | TraceMode	POS | MAXH
Sweep: Time [ms] | Count | Points per Section | Type	2 | 1500 | 1001 | SWE

RESULT					
Test Description	Lower Limit	Upper Limit	Measured	Unit	Verdict
Bandwidth (6dB)	0.500	---	16.35	MHz	PASS

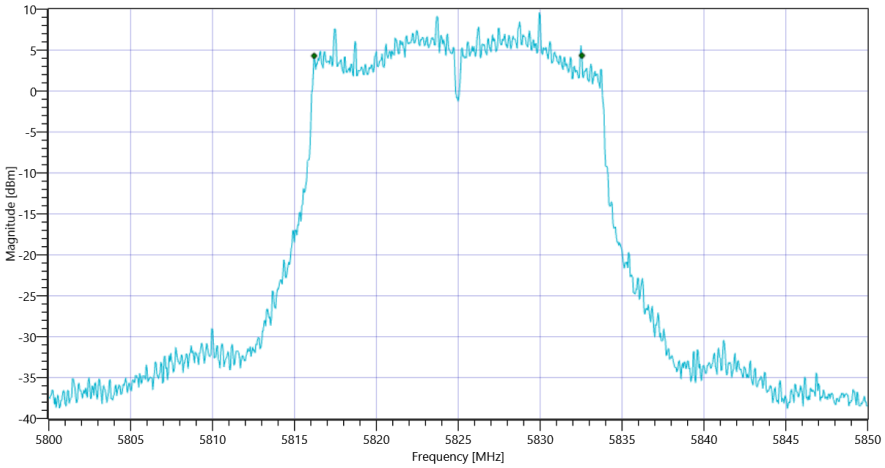

FCC Part 15.407 & ISED Minimum Emission BW ~ WLAN5Gx ac-VHT20 mode U-NII-3

General verdict	PASS

FCC Part 15.407 & ISED Minimum Emission BW ~ WLAN5Gx ac-VHT20 mode U-NII-3

Test References	
TC Start	29.03.2022 22:35:27
Ambit Temp [°C] | Humidity [rel%]	25.1 | 24
System Version	3.0.5.9
Test Specification	FCC Part 15.407
Test Method	KDB789033 D02, C.2.
TC Version	0.0.1
My Description	FCC 15.407 Min Emission Bandwidth - WLAN5Gx ac-VHT20 mode U-NII-3
Add. Information	

EUT Common Settings WLAN5Gx	
Number of Antenna Ports	4
User Interaction	No
Device Class UNII_1	AP indoor

Test Parameter	
Technology to test	WLAN5Gx ac-VHT20 mode U-NII-3
Antenna Port used	3
Temperature	nom
Voltage	nom
Frequency low to test	False | Freq [MHz] 5745
Frequency mid to test	False | Freq [MHz] 5785
Frequency high to test	True | Freq [MHz] 5825
Auto Control enabled Power Supply | Climatic Box	No | No
Additional Path Loss [dB]	0.5
Switched Path	EUT - SignalingUnit - SpectrumAnalyzer

Test Equipment
Signal analyzer,Rohde&Schwarz,FSV-40,1307.9002K40/101042,3.70
Switch matrix,CTCadvanced,SPM-4 NI DAQ,28016133,NI

Test at TX 5825 MHz

RESULT: Reference Power cond.					
Test Description	Lower Limit	Upper Limit	Measured	Unit	Verdict
Ref. Power 1MHz/1MHz cond.	---	---	17.61	dBm	INFO
Ref. Frequency	---	---	5827.000	MHz	INFO

READ SA SETTINGS:	
RefLevel [dBm] | RefLevelOffset [dB] | InpAtt [dB]	29.61 | 17.84 | 30
Start [MHz] | Stop [MHz]	5800.000 | 5850.000
RBW [MHz] | VBW [MHz]	0.100000 | 0.300000
Detector | TraceMode	POS | MAXH
Sweep: Time [ms] | Count | Points per Section | Type	2 | 1500 | 1001 | SWE

RESULT					
Test Description	Lower Limit	Upper Limit	Measured	Unit	Verdict
Bandwidth (6dB)	0.500	---	16.65	MHz	PASS

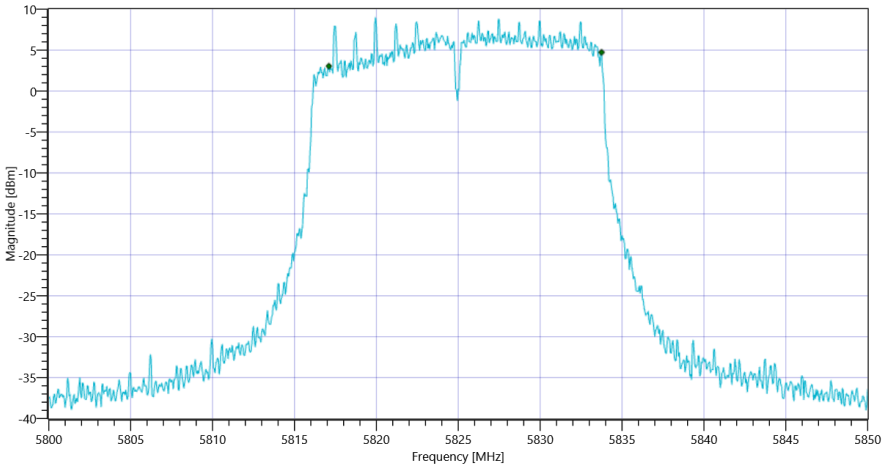

FCC Part 15.407 & ISED Minimum Emission BW ~ WLAN5Gx ac-VHT20 mode U-NII-3

General verdict	PASS

FCC Part 15.407 & ISED Minimum Emission BW ~ WLAN5Gx ac-VHT20 mode U-NII-3

Test References	
TC Start	29.03.2022 22:30:26
Ambit Temp [°C] | Humidity [rel%]	25.1 | 24
System Version	3.0.5.9
Test Specification	FCC Part 15.407
Test Method	KDB789033 D02, C.2.
TC Version	0.0.1
My Description	FCC 15.407 Min Emission Bandwidth - WLAN5Gx ac-VHT20 mode U-NII-3
Add. Information	

EUT Common Settings WLAN5Gx	
Number of Antenna Ports	4
User Interaction	No
Device Class UNII_1	AP indoor

Test Parameter	
Technology to test	WLAN5Gx ac-VHT20 mode U-NII-3
Antenna Port used	2
Temperature	nom
Voltage	nom
Frequency low to test	False | Freq [MHz] 5745
Frequency mid to test	False | Freq [MHz] 5785
Frequency high to test	True | Freq [MHz] 5825
Auto Control enabled Power Supply | Climatic Box	No | No
Additional Path Loss [dB]	0.5
Switched Path	EUT - SignalingUnit - SpectrumAnalyzer

Test Equipment
Signal analyzer,Rohde&Schwarz,FSV-40,1307.9002K40/101042,3.70
Switch matrix,CTCadvanced,SPM-4 NI DAQ,28016133,NI

Test at TX 5825 MHz

RESULT: Reference Power cond.					
Test Description	Lower Limit	Upper Limit	Measured	Unit	Verdict
Ref. Power 1MHz/1MHz cond.	---	---	20.11	dBm	INFO
Ref. Frequency	---	---	5819.610	MHz	INFO

READ SA SETTINGS:	
RefLevel [dBm] | RefLevelOffset [dB] | InpAtt [dB]	32.11 | 17.84 | 30
Start [MHz] | Stop [MHz]	5800.000 | 5850.000
RBW [MHz] | VBW [MHz]	0.100000 | 0.300000
Detector | TraceMode	POS | MAXH
Sweep: Time [ms] | Count | Points per Section | Type	2 | 1500 | 1001 | SWE

RESULT					
Test Description	Lower Limit	Upper Limit	Measured	Unit	Verdict
Bandwidth (6dB)	0.500	---	16.35	MHz	PASS

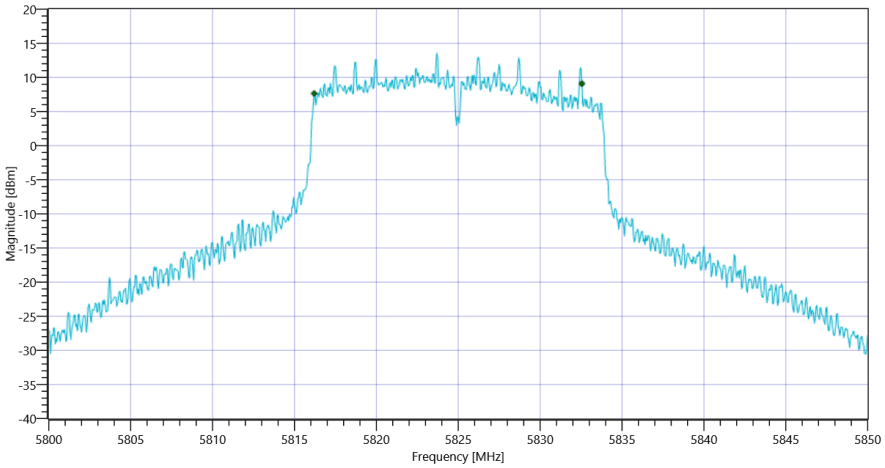

FCC Part 15.407 & ISED Minimum Emission BW ~ WLAN5Gx ac-VHT20 mode U-NII-3

General verdict	PASS

FCC Part 15.407 & ISED Minimum Emission BW ~ WLAN5Gx ac-VHT20 mode U-NII-3

Test References	
TC Start	29.03.2022 22:25:24
Ambit Temp [°C] | Humidity [rel%]	25.1 | 24
System Version	3.0.5.9
Test Specification	FCC Part 15.407
Test Method	KDB789033 D02, C.2.
TC Version	0.0.1
My Description	FCC 15.407 Min Emission Bandwidth - WLAN5Gx ac-VHT20 mode U-NII-3
Add. Information	

EUT Common Settings WLAN5Gx	
Number of Antenna Ports	4
User Interaction	No
Device Class UNII_1	AP indoor

Test Parameter	
Technology to test	WLAN5Gx ac-VHT20 mode U-NII-3
Antenna Port used	1
Temperature	nom
Voltage	nom
Frequency low to test	False | Freq [MHz] 5745
Frequency mid to test	False | Freq [MHz] 5785
Frequency high to test	True | Freq [MHz] 5825
Auto Control enabled Power Supply | Climatic Box	No | No
Additional Path Loss [dB]	0.5
Switched Path	EUT - SignalingUnit - SpectrumAnalyzer

Test Equipment
Signal analyzer,Rohde&Schwarz,FSV-40,1307.9002K40/101042,3.70
Switch matrix,CTCadvanced,SPM-4 NI DAQ,28016133,NI

Test at TX 5825 MHz

RESULT: Reference Power cond.					
Test Description	Lower Limit	Upper Limit	Measured	Unit	Verdict
Ref. Power 1MHz/1MHz cond.	---	---	18.68	dBm	INFO
Ref. Frequency	---	---	5819.610	MHz	INFO

READ SA SETTINGS:	
RefLevel [dBm] | RefLevelOffset [dB] | InpAtt [dB]	30.68 | 17.84 | 30
Start [MHz] | Stop [MHz]	5800.000 | 5850.000
RBW [MHz] | VBW [MHz]	0.100000 | 0.300000
Detector | TraceMode	POS | MAXH
Sweep: Time [ms] | Count | Points per Section | Type	2 | 1500 | 1001 | SWE

RESULT					
Test Description	Lower Limit	Upper Limit	Measured	Unit	Verdict
Bandwidth (6dB)	0.500	---	16.9	MHz	PASS

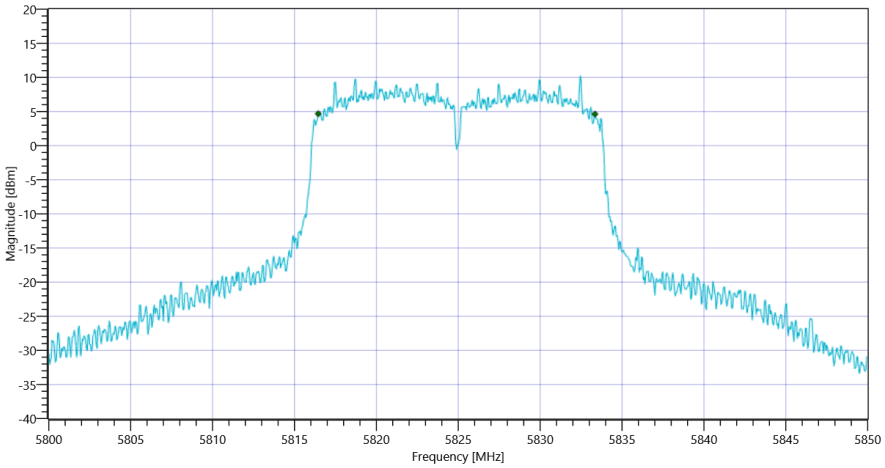

FCC Part 15.407 & ISED Minimum Emission BW ~ WLAN5Gx ac-VHT20 mode U-NII-3

General verdict	PASS

FCC Part 15.407 & ISED Minimum Emission BW ~ WLAN5Gx ac-VHT20 mode U-NII-3

Test References	
TC Start	29.03.2022 22:20:01
Ambit Temp [°C] | Humidity [rel%]	25.1 | 24
System Version	3.0.5.9
Test Specification	FCC Part 15.407
Test Method	KDB789033 D02, C.2.
TC Version	0.0.1
My Description	FCC 15.407 Min Emission Bandwidth - WLAN5Gx ac-VHT20 mode U-NII-3
Add. Information	

EUT Common Settings WLAN5Gx	
Number of Antenna Ports	4
User Interaction	No
Device Class UNII_1	AP indoor

Test Parameter	
Technology to test	WLAN5Gx ac-VHT20 mode U-NII-3
Antenna Port used	4
Temperature	nom
Voltage	nom
Frequency low to test	False | Freq [MHz] 5745
Frequency mid to test	True | Freq [MHz] 5785
Frequency high to test	False | Freq [MHz] 5825
Auto Control enabled Power Supply | Climatic Box	No | No
Additional Path Loss [dB]	0.5
Switched Path	EUT - SignalingUnit - SpectrumAnalyzer

Test Equipment
Signal analyzer,Rohde&Schwarz,FSV-40,1307.9002K40/101042,3.70
Switch matrix,CTCadvanced,SPM-4 NI DAQ,28016133,NI

Test at TX 5785 MHz

RESULT: Reference Power cond.					
Test Description	Lower Limit	Upper Limit	Measured	Unit	Verdict
Ref. Power 1MHz/1MHz cond.	---	---	18.11	dBm	INFO
Ref. Frequency	---	---	5789.400	MHz	INFO

READ SA SETTINGS:	
RefLevel [dBm] | RefLevelOffset [dB] | InpAtt [dB]	30.11 | 17.86 | 30
Start [MHz] | Stop [MHz]	5760.000 | 5810.000
RBW [MHz] | VBW [MHz]	0.100000 | 0.300000
Detector | TraceMode	POS | MAXH
Sweep: Time [ms] | Count | Points per Section | Type	2 | 1500 | 1001 | SWE

RESULT					
Test Description	Lower Limit	Upper Limit	Measured	Unit	Verdict
Bandwidth (6dB)	0.500	---	16.1	MHz	PASS

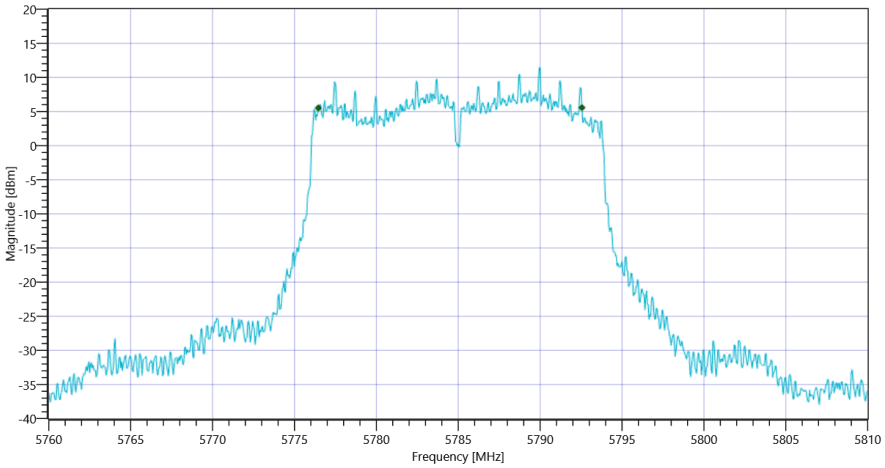

FCC Part 15.407 & ISED Minimum Emission BW ~ WLAN5Gx ac-VHT20 mode U-NII-3

General verdict	PASS

FCC Part 15.407 & ISED Minimum Emission BW ~ WLAN5Gx ac-VHT20 mode U-NII-3

Test References	
TC Start	29.03.2022 22:14:56
Ambit Temp [°C] | Humidity [rel%]	25.1 | 24
System Version	3.0.5.9
Test Specification	FCC Part 15.407
Test Method	KDB789033 D02, C.2.
TC Version	0.0.1
My Description	FCC 15.407 Min Emission Bandwidth - WLAN5Gx ac-VHT20 mode U-NII-3
Add. Information	

EUT Common Settings WLAN5Gx	
Number of Antenna Ports	4
User Interaction	No
Device Class UNII_1	AP indoor

Test Parameter	
Technology to test	WLAN5Gx ac-VHT20 mode U-NII-3
Antenna Port used	3
Temperature	nom
Voltage	nom
Frequency low to test	False | Freq [MHz] 5745
Frequency mid to test	True | Freq [MHz] 5785
Frequency high to test	False | Freq [MHz] 5825
Auto Control enabled Power Supply | Climatic Box	No | No
Additional Path Loss [dB]	0.5
Switched Path	EUT - SignalingUnit - SpectrumAnalyzer

Test Equipment
Signal analyzer,Rohde&Schwarz,FSV-40,1307.9002K40/101042,3.70
Switch matrix,CTCadvanced,SPM-4 NI DAQ,28016133,NI

Test at TX 5785 MHz

RESULT: Reference Power cond.					
Test Description	Lower Limit	Upper Limit	Measured	Unit	Verdict
Ref. Power 1MHz/1MHz cond.	---	---	18.61	dBm	INFO
Ref. Frequency	---	---	5788.400	MHz	INFO

READ SA SETTINGS:	
RefLevel [dBm] | RefLevelOffset [dB] | InpAtt [dB]	30.61 | 17.86 | 30
Start [MHz] | Stop [MHz]	5760.000 | 5810.000
RBW [MHz] | VBW [MHz]	0.100000 | 0.300000
Detector | TraceMode	POS | MAXH
Sweep: Time [ms] | Count | Points per Section | Type	2 | 1500 | 1001 | SWE

RESULT					
Test Description	Lower Limit	Upper Limit	Measured	Unit	Verdict
Bandwidth (6dB)	0.500	---	16.35	MHz	PASS

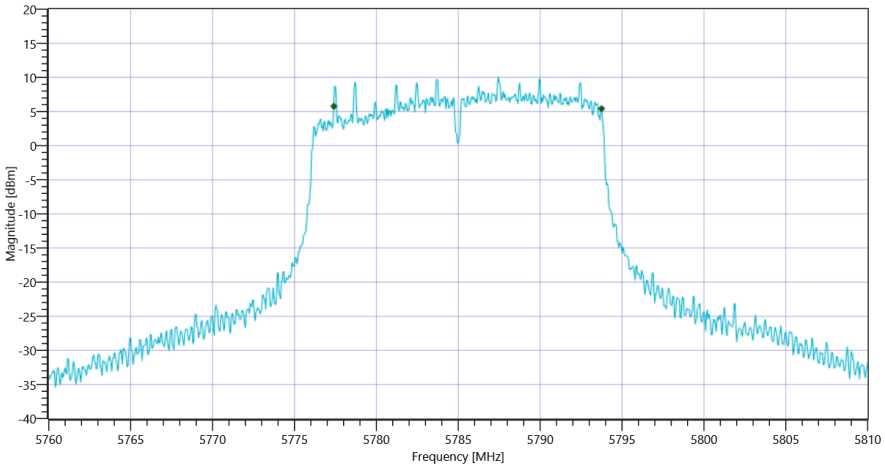

FCC Part 15.407 & ISED Minimum Emission BW ~ WLAN5Gx ac-VHT20 mode U-NII-3

General verdict	PASS

FCC Part 15.407 & ISED Minimum Emission BW ~ WLAN5Gx ac-VHT20 mode U-NII-3

Test References	
TC Start	29.03.2022 22:09:53
Ambit Temp [°C] | Humidity [rel%]	25.1 | 24
System Version	3.0.5.9
Test Specification	FCC Part 15.407
Test Method	KDB789033 D02, C.2.
TC Version	0.0.1
My Description	FCC 15.407 Min Emission Bandwidth - WLAN5Gx ac-VHT20 mode U-NII-3
Add. Information	

EUT Common Settings WLAN5Gx	
Number of Antenna Ports	4
User Interaction	No
Device Class UNII_1	AP indoor

Test Parameter	
Technology to test	WLAN5Gx ac-VHT20 mode U-NII-3
Antenna Port used	2
Temperature	nom
Voltage	nom
Frequency low to test	False | Freq [MHz] 5745
Frequency mid to test	True | Freq [MHz] 5785
Frequency high to test	False | Freq [MHz] 5825
Auto Control enabled Power Supply | Climatic Box	No | No
Additional Path Loss [dB]	0.5
Switched Path	EUT - SignalingUnit - SpectrumAnalyzer

Test Equipment
Signal analyzer,Rohde&Schwarz,FSV-40,1307.9002K40/101042,3.70
Switch matrix,CTCadvanced,SPM-4 NI DAQ,28016133,NI