Test at TX 5785 MHz

RESULT: Reference Power cond.					
Test Description	Lower Limit	Upper Limit	Measured	Unit	Verdict
Ref. Power 1MHz/1MHz cond.	---	---	20.07	dBm	INFO
Ref. Frequency	---	---	5786.200	MHz	INFO

READ SA SETTINGS:	
RefLevel [dBm] | RefLevelOffset [dB] | InpAtt [dB]	32.07 | 17.86 | 30
Start [MHz] | Stop [MHz]	5760.000 | 5810.000
RBW [MHz] | VBW [MHz]	0.100000 | 0.300000
Detector | TraceMode	POS | MAXH
Sweep: Time [ms] | Count | Points per Section | Type	2 | 1500 | 1001 | SWE

RESULT					
Test Description	Lower Limit	Upper Limit	Measured	Unit	Verdict
Bandwidth (6dB)	0.500	---	15.1	MHz	PASS

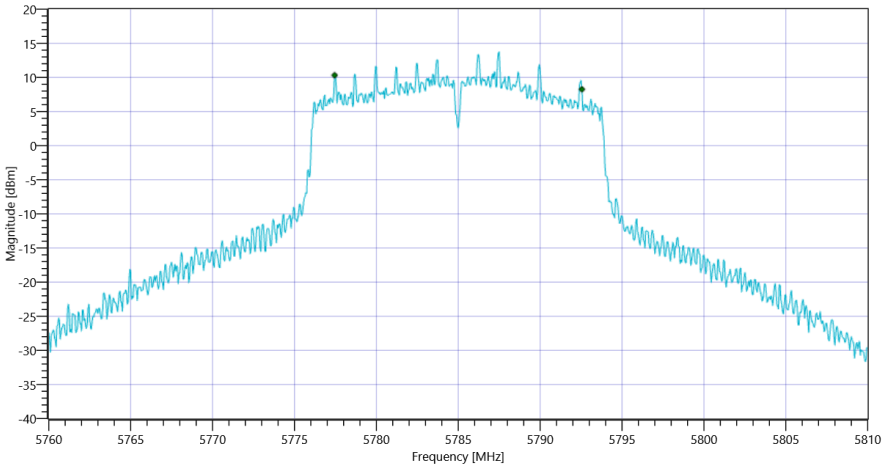

FCC Part 15.407 & ISED Minimum Emission BW ~ WLAN5Gx ac-VHT20 mode U-NII-3

General verdict	PASS

FCC Part 15.407 & ISED Minimum Emission BW ~ WLAN5Gx ac-VHT20 mode U-NII-3

Test References	
TC Start	29.03.2022 22:04:49
Ambit Temp [°C] | Humidity [rel%]	25.1 | 24
System Version	3.0.5.9
Test Specification	FCC Part 15.407
Test Method	KDB789033 D02, C.2.
TC Version	0.0.1
My Description	FCC 15.407 Min Emission Bandwidth - WLAN5Gx ac-VHT20 mode U-NII-3
Add. Information	

EUT Common Settings WLAN5Gx	
Number of Antenna Ports	4
User Interaction	No
Device Class UNII_1	AP indoor

Test Parameter	
Technology to test	WLAN5Gx ac-VHT20 mode U-NII-3
Antenna Port used	1
Temperature	nom
Voltage	nom
Frequency low to test	False | Freq [MHz] 5745
Frequency mid to test	True | Freq [MHz] 5785
Frequency high to test	False | Freq [MHz] 5825
Auto Control enabled Power Supply | Climatic Box	No | No
Additional Path Loss [dB]	0.5
Switched Path	EUT - SignalingUnit - SpectrumAnalyzer

Test Equipment
Signal analyzer,Rohde&Schwarz,FSV-40,1307.9002K40/101042,3.70
Switch matrix,CTCadvanced,SPM-4 NI DAQ,28016133,NI

Test at TX 5785 MHz

RESULT: Reference Power cond.					
Test Description	Lower Limit	Upper Limit	Measured	Unit	Verdict
Ref. Power 1MHz/1MHz cond.	---	---	17.97	dBm	INFO
Ref. Frequency	---	---	5779.610	MHz	INFO

READ SA SETTINGS:	
RefLevel [dBm] | RefLevelOffset [dB] | InpAtt [dB]	29.97 | 17.86 | 30
Start [MHz] | Stop [MHz]	5760.000 | 5810.000
RBW [MHz] | VBW [MHz]	0.100000 | 0.300000
Detector | TraceMode	POS | MAXH
Sweep: Time [ms] | Count | Points per Section | Type	2 | 1500 | 1001 | SWE

RESULT					
Test Description	Lower Limit	Upper Limit	Measured	Unit	Verdict
Bandwidth (6dB)	0.500	---	16.65	MHz	PASS

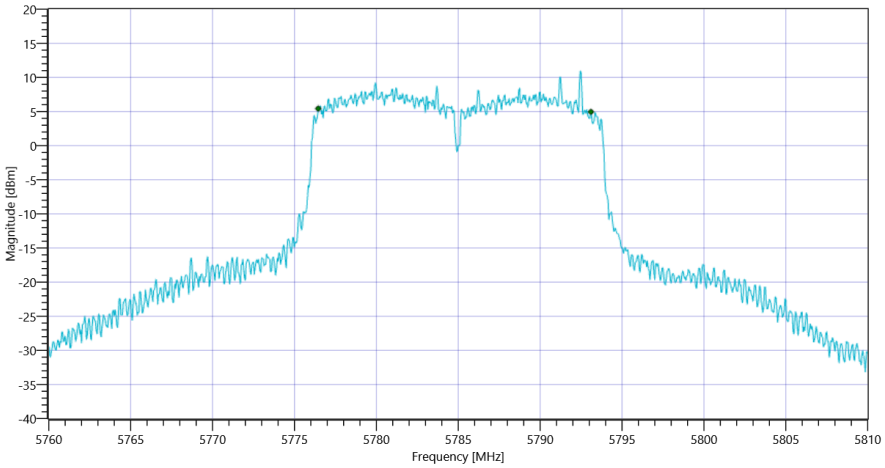

FCC Part 15.407 & ISED Minimum Emission BW ~ WLAN5Gx ac-VHT20 mode U-NII-3

General verdict	PASS

FCC Part 15.407 & ISED Minimum Emission BW ~ WLAN5Gx ac-VHT20 mode U-NII-3

Test References	
TC Start	29.03.2022 21:59:38
Ambit Temp [°C] | Humidity [rel%]	25.1 | 24
System Version	3.0.5.9
Test Specification	FCC Part 15.407
Test Method	KDB789033 D02, C.2.
TC Version	0.0.1
My Description	FCC 15.407 Min Emission Bandwidth - WLAN5Gx ac-VHT20 mode U-NII-3
Add. Information	

EUT Common Settings WLAN5Gx	
Number of Antenna Ports	4
User Interaction	No
Device Class UNII_1	AP indoor

Test Parameter	
Technology to test	WLAN5Gx ac-VHT20 mode U-NII-3
Antenna Port used	4
Temperature	nom
Voltage	nom
Frequency low to test	True | Freq [MHz] 5745
Frequency mid to test	False | Freq [MHz] 5785
Frequency high to test	False | Freq [MHz] 5825
Auto Control enabled Power Supply | Climatic Box	No | No
Additional Path Loss [dB]	0.5
Switched Path	EUT - SignalingUnit - SpectrumAnalyzer

Test Equipment
Signal analyzer,Rohde&Schwarz,FSV-40,1307.9002K40/101042,3.70
Switch matrix,CTCadvanced,SPM-4 NI DAQ,28016133,NI

Test at TX 5745 MHz

RESULT: Reference Power cond.					
Test Description	Lower Limit	Upper Limit	Measured	Unit	Verdict
Ref. Power 1MHz/1MHz cond.	---	---	17.77	dBm	INFO
Ref. Frequency	---	---	5749.800	MHz	INFO

READ SA SETTINGS:	
RefLevel [dBm] | RefLevelOffset [dB] | InpAtt [dB]	29.77 | 17.82 | 30
Start [MHz] | Stop [MHz]	5720.000 | 5770.000
RBW [MHz] | VBW [MHz]	0.100000 | 0.300000
Detector | TraceMode	POS | MAXH
Sweep: Time [ms] | Count | Points per Section | Type	2 | 1500 | 1001 | SWE

RESULT					
Test Description	Lower Limit	Upper Limit	Measured	Unit	Verdict
Bandwidth (6dB)	0.500	---	16.95	MHz	PASS

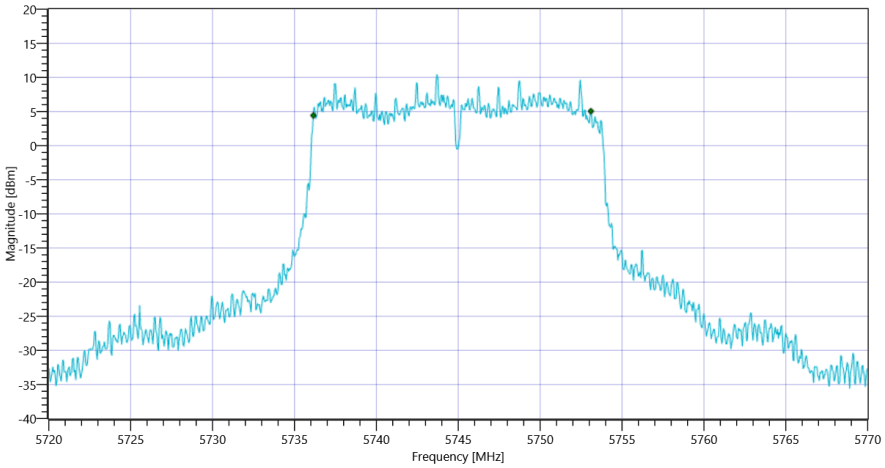

FCC Part 15.407 & ISED Minimum Emission BW ~ WLAN5Gx ac-VHT20 mode U-NII-3

General verdict	PASS

FCC Part 15.407 & ISED Minimum Emission BW ~ WLAN5Gx ac-VHT20 mode U-NII-3

Test References	
TC Start	29.03.2022 21:54:39
Ambit Temp [°C] | Humidity [rel%]	25.1 | 24
System Version	3.0.5.9
Test Specification	FCC Part 15.407
Test Method	KDB789033 D02, C.2.
TC Version	0.0.1
My Description	FCC 15.407 Min Emission Bandwidth - WLAN5Gx ac-VHT20 mode U-NII-3
Add. Information	

EUT Common Settings WLAN5Gx	
Number of Antenna Ports	4
User Interaction	No
Device Class UNII_1	AP indoor

Test Parameter	
Technology to test	WLAN5Gx ac-VHT20 mode U-NII-3
Antenna Port used	3
Temperature	nom
Voltage	nom
Frequency low to test	True | Freq [MHz] 5745
Frequency mid to test	False | Freq [MHz] 5785
Frequency high to test	False | Freq [MHz] 5825
Auto Control enabled Power Supply | Climatic Box	No | No
Additional Path Loss [dB]	0.5
Switched Path	EUT - SignalingUnit - SpectrumAnalyzer

Test Equipment
Signal analyzer,Rohde&Schwarz,FSV-40,1307.9002K40/101042,3.70
Switch matrix,CTCadvanced,SPM-4 NI DAQ,28016133,NI

Test at TX 5745 MHz

RESULT: Reference Power cond.					
Test Description	Lower Limit	Upper Limit	Measured	Unit	Verdict
Ref. Power 1MHz/1MHz cond.	---	---	19.57	dBm	INFO
Ref. Frequency	---	---	5749.800	MHz	INFO

READ SA SETTINGS:	
RefLevel [dBm] | RefLevelOffset [dB] | InpAtt [dB]	31.57 | 17.82 | 30
Start [MHz] | Stop [MHz]	5720.000 | 5770.000
RBW [MHz] | VBW [MHz]	0.100000 | 0.300000
Detector | TraceMode	POS | MAXH
Sweep: Time [ms] | Count | Points per Section | Type	2 | 1500 | 1001 | SWE

RESULT					
Test Description	Lower Limit	Upper Limit	Measured	Unit	Verdict
Bandwidth (6dB)	0.500	---	16.35	MHz	PASS

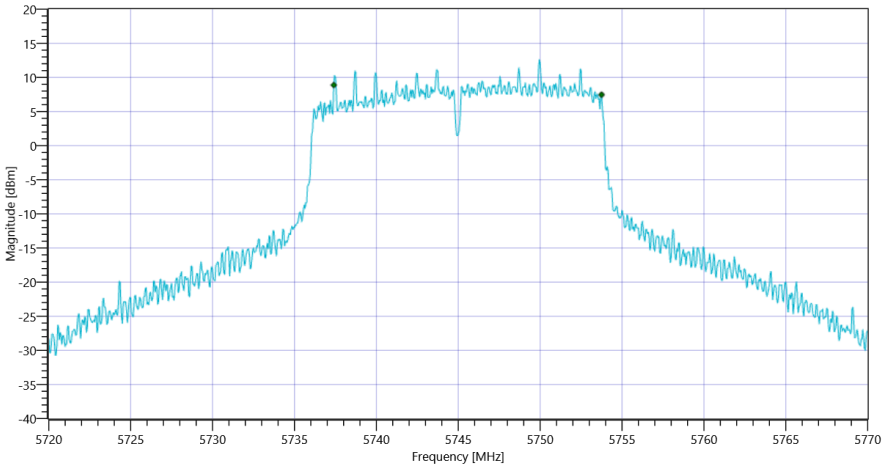

FCC Part 15.407 & ISED Minimum Emission BW ~ WLAN5Gx ac-VHT20 mode U-NII-3

General verdict	PASS

FCC Part 15.407 & ISED Minimum Emission BW ~ WLAN5Gx ac-VHT20 mode U-NII-3

Test References	
TC Start	29.03.2022 21:49:40
Ambit Temp [°C] | Humidity [rel%]	25.1 | 24
System Version	3.0.5.9
Test Specification	FCC Part 15.407
Test Method	KDB789033 D02, C.2.
TC Version	0.0.1
My Description	FCC 15.407 Min Emission Bandwidth - WLAN5Gx ac-VHT20 mode U-NII-3
Add. Information	

EUT Common Settings WLAN5Gx	
Number of Antenna Ports	4
User Interaction	No
Device Class UNII_1	AP indoor

Test Parameter	
Technology to test	WLAN5Gx ac-VHT20 mode U-NII-3
Antenna Port used	2
Temperature	nom
Voltage	nom
Frequency low to test	True | Freq [MHz] 5745
Frequency mid to test	False | Freq [MHz] 5785
Frequency high to test	False | Freq [MHz] 5825
Auto Control enabled Power Supply | Climatic Box	No | No
Additional Path Loss [dB]	0.5
Switched Path	EUT - SignalingUnit - SpectrumAnalyzer

Test Equipment
Signal analyzer,Rohde&Schwarz,FSV-40,1307.9002K40/101042,3.70
Switch matrix,CTCadvanced,SPM-4 NI DAQ,28016133,NI

Test at TX 5745 MHz

RESULT: Reference Power cond.					
Test Description	Lower Limit	Upper Limit	Measured	Unit	Verdict
Ref. Power 1MHz/1MHz cond.	---	---	18.37	dBm	INFO
Ref. Frequency	---	---	5750.000	MHz	INFO

READ SA SETTINGS:	
RefLevel [dBm] | RefLevelOffset [dB] | InpAtt [dB]	30.37 | 17.82 | 30
Start [MHz] | Stop [MHz]	5720.000 | 5770.000
RBW [MHz] | VBW [MHz]	0.100000 | 0.300000
Detector | TraceMode	POS | MAXH
Sweep: Time [ms] | Count | Points per Section | Type	2 | 1500 | 1001 | SWE

RESULT					
Test Description	Lower Limit	Upper Limit	Measured	Unit	Verdict
Bandwidth (6dB)	0.500	---	17.2	MHz	PASS

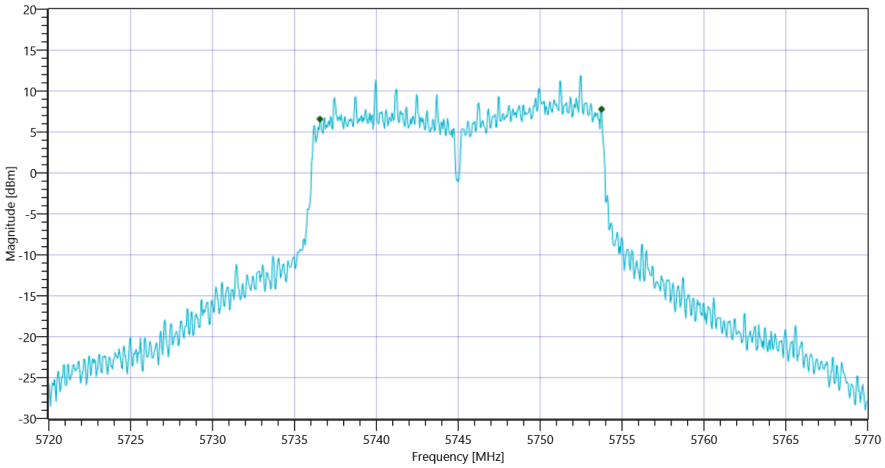

FCC Part 15.407 & ISED Minimum Emission BW ~ WLAN5Gx ac-VHT20 mode U-NII-3

General verdict	PASS

FCC Part 15.407 & ISED Minimum Emission BW ~ WLAN5Gx ac-VHT20 mode U-NII-3

Test References	
TC Start	29.03.2022 21:44:43
Ambit Temp [°C] | Humidity [rel%]	25.1 | 24
System Version	3.0.5.9
Test Specification	FCC Part 15.407
Test Method	KDB789033 D02, C.2.
TC Version	0.0.1
My Description	FCC 15.407 Min Emission Bandwidth - WLAN5Gx ac-VHT20 mode U-NII-3
Add. Information	

EUT Common Settings WLAN5Gx	
Number of Antenna Ports	4
User Interaction	No
Device Class UNII_1	AP indoor

Test Parameter	
Technology to test	WLAN5Gx ac-VHT20 mode U-NII-3
Antenna Port used	1
Temperature	nom
Voltage	nom
Frequency low to test	True | Freq [MHz] 5745
Frequency mid to test	False | Freq [MHz] 5785
Frequency high to test	False | Freq [MHz] 5825
Auto Control enabled Power Supply | Climatic Box	No | No
Additional Path Loss [dB]	0.5
Switched Path	EUT - SignalingUnit - SpectrumAnalyzer

Test Equipment
Signal analyzer,Rohde&Schwarz,FSV-40,1307.9002K40/101042,3.70
Switch matrix,CTCadvanced,SPM-4 NI DAQ,28016133,NI

Test at TX 5745 MHz

RESULT: Reference Power cond.					
Test Description	Lower Limit	Upper Limit	Measured	Unit	Verdict
Ref. Power 1MHz/1MHz cond.	---	---	16.26	dBm	INFO
Ref. Frequency	---	---	5744.000	MHz	INFO

READ SA SETTINGS:	
RefLevel [dBm] | RefLevelOffset [dB] | InpAtt [dB]	28.26 | 17.82 | 30
Start [MHz] | Stop [MHz]	5720.000 | 5770.000
RBW [MHz] | VBW [MHz]	0.100000 | 0.300000
Detector | TraceMode	POS | MAXH
Sweep: Time [ms] | Count | Points per Section | Type	2 | 1500 | 1001 | SWE

RESULT					
Test Description	Lower Limit	Upper Limit	Measured	Unit	Verdict
Bandwidth (6dB)	0.500	---	16.35	MHz	PASS

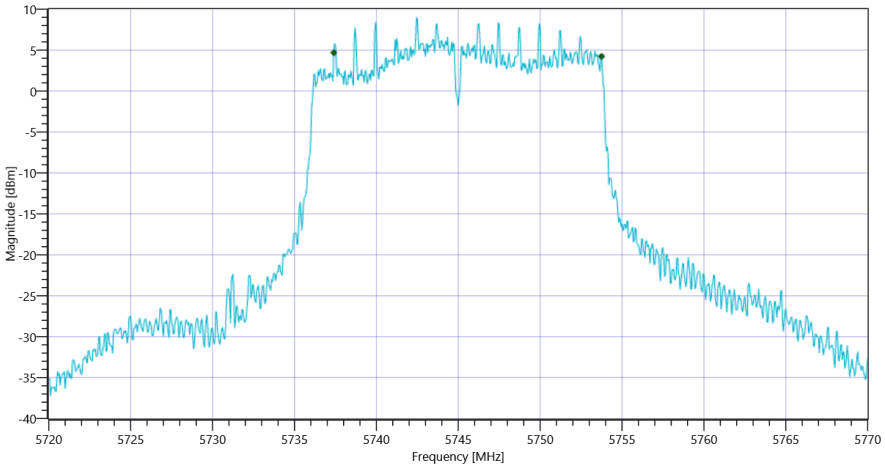

FCC Part 15.407 & ISED Minimum Emission BW ~ WLAN5Gx ac-VHT20 mode U-NII-3

General verdict	PASS

FCC Part 15.407 & ISED Minimum Emission BW ~ WLAN5Gx n-HT20 mode U-NII-3

Test References	
TC Start	29.03.2022 19:52:26
Ambit Temp [°C] | Humidity [rel%]	25.3 | 24
System Version	3.0.5.9
Test Specification	FCC Part 15.407
Test Method	KDB789033 D02, C.2.
TC Version	0.0.1
My Description	FCC 15.407 Min Emission Bandwidth - WLAN5Gx n-HT20 mode U-NII-3
Add. Information	

EUT Common Settings WLAN5Gx	
Number of Antenna Ports	4
User Interaction	No
Device Class UNII_1	AP indoor

Test Parameter	
Technology to test	WLAN5Gx n-HT20 mode U-NII-3
Antenna Port used	4
Temperature	nom
Voltage	nom
Frequency low to test	False | Freq [MHz] 5745
Frequency mid to test	False | Freq [MHz] 5785
Frequency high to test	True | Freq [MHz] 5825
Auto Control enabled Power Supply | Climatic Box	No | No
Additional Path Loss [dB]	0.5
Switched Path	EUT - SignalingUnit - SpectrumAnalyzer

Test Equipment
Signal analyzer,Rohde&Schwarz,FSV-40,1307.9002K40/101042,3.70
Switch matrix,CTCadvanced,SPM-4 NI DAQ,28016133,NI

Test at TX 5825 MHz

RESULT: Reference Power cond.					
Test Description	Lower Limit	Upper Limit	Measured	Unit	Verdict
Ref. Power 1MHz/1MHz cond.	---	---	16.38	dBm	INFO
Ref. Frequency	---	---	5819.410	MHz	INFO

READ SA SETTINGS:	
RefLevel [dBm] | RefLevelOffset [dB] | InpAtt [dB]	28.38 | 17.84 | 30
Start [MHz] | Stop [MHz]	5800.000 | 5850.000
RBW [MHz] | VBW [MHz]	0.100000 | 0.300000
Detector | TraceMode	POS | MAXH
Sweep: Time [ms] | Count | Points per Section | Type	2 | 1500 | 1001 | SWE

RESULT					
Test Description	Lower Limit	Upper Limit	Measured	Unit	Verdict
Bandwidth (6dB)	0.500	---	16.9	MHz	PASS

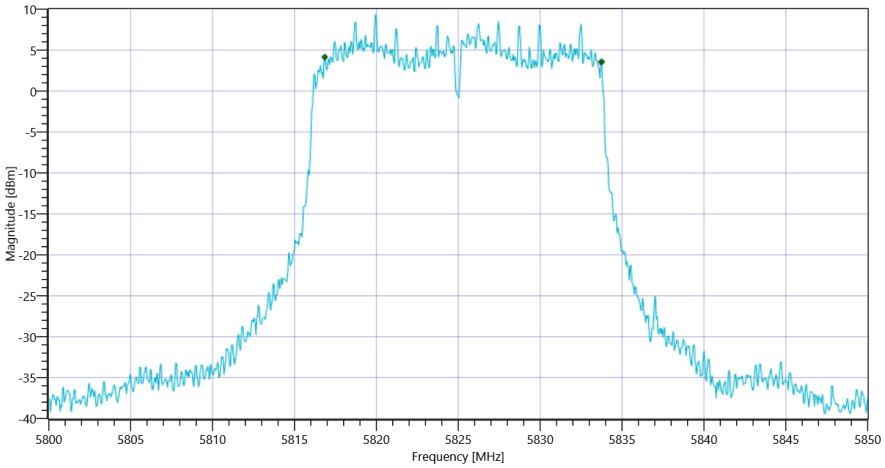

FCC Part 15.407 & ISED Minimum Emission BW ~ WLAN5Gx n-HT20 mode U-NII-3

General verdict	PASS

FCC Part 15.407 & ISED Minimum Emission BW ~ WLAN5Gx n-HT20 mode U-NII-3

Test References	
TC Start	29.03.2022 19:47:39
Ambit Temp [°C] | Humidity [rel%]	25.3 | 24
System Version	3.0.5.9
Test Specification	FCC Part 15.407
Test Method	KDB789033 D02, C.2.
TC Version	0.0.1
My Description	FCC 15.407 Min Emission Bandwidth - WLAN5Gx n-HT20 mode U-NII-3
Add. Information	

EUT Common Settings WLAN5Gx	
Number of Antenna Ports	4
User Interaction	No
Device Class UNII_1	AP indoor

Test Parameter	
Technology to test	WLAN5Gx n-HT20 mode U-NII-3
Antenna Port used	3
Temperature	nom
Voltage	nom
Frequency low to test	False | Freq [MHz] 5745
Frequency mid to test	False | Freq [MHz] 5785
Frequency high to test	True | Freq [MHz] 5825
Auto Control enabled Power Supply | Climatic Box	No | No
Additional Path Loss [dB]	0.5
Switched Path	EUT - SignalingUnit - SpectrumAnalyzer

Test Equipment
Signal analyzer,Rohde&Schwarz,FSV-40,1307.9002K40/101042,3.70
Switch matrix,CTCadvanced,SPM-4 NI DAQ,28016133,NI

Test at TX 5825 MHz

RESULT: Reference Power cond.					
Test Description	Lower Limit	Upper Limit	Measured	Unit	Verdict
Ref. Power 1MHz/1MHz cond.	---	---	19.17	dBm	INFO
Ref. Frequency	---	---	5822.600	MHz	INFO

READ SA SETTINGS:	
RefLevel [dBm] | RefLevelOffset [dB] | InpAtt [dB]	31.17 | 17.84 | 30
Start [MHz] | Stop [MHz]	5800.000 | 5850.000
RBW [MHz] | VBW [MHz]	0.100000 | 0.300000
Detector | TraceMode	POS | MAXH
Sweep: Time [ms] | Count | Points per Section | Type	2 | 1500 | 1001 | SWE

RESULT					
Test Description	Lower Limit	Upper Limit	Measured	Unit	Verdict
Bandwidth (6dB)	0.500	---	16.65	MHz	PASS

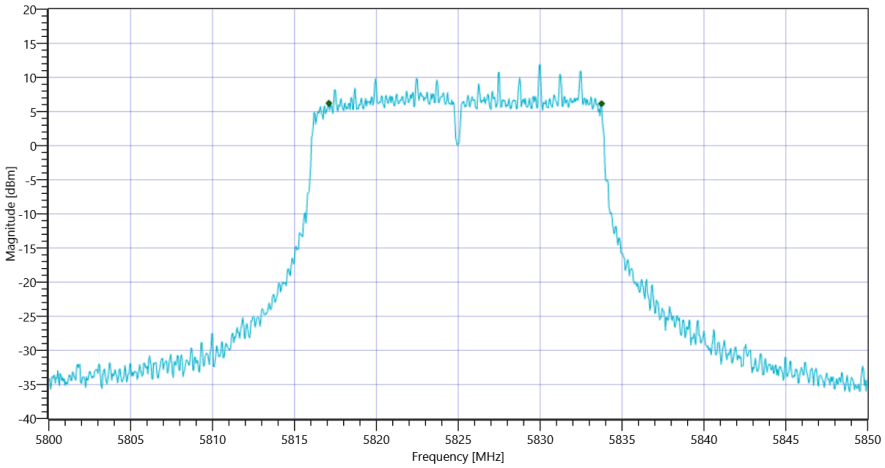

FCC Part 15.407 & ISED Minimum Emission BW ~ WLAN5Gx n-HT20 mode U-NII-3

General verdict	PASS

FCC Part 15.407 & ISED Minimum Emission BW ~ WLAN5Gx n-HT20 mode U-NII-3

Test References	
TC Start	29.03.2022 19:42:53
Ambit Temp [°C] | Humidity [rel%]	25.3 | 24
System Version	3.0.5.9
Test Specification	FCC Part 15.407
Test Method	KDB789033 D02, C.2.
TC Version	0.0.1
My Description	FCC 15.407 Min Emission Bandwidth - WLAN5Gx n-HT20 mode U-NII-3
Add. Information	

EUT Common Settings WLAN5Gx	
Number of Antenna Ports	4
User Interaction	No
Device Class UNII_1	AP indoor

Test Parameter	
Technology to test	WLAN5Gx n-HT20 mode U-NII-3
Antenna Port used	2
Temperature	nom
Voltage	nom
Frequency low to test	False | Freq [MHz] 5745
Frequency mid to test	False | Freq [MHz] 5785
Frequency high to test	True | Freq [MHz] 5825
Auto Control enabled Power Supply | Climatic Box	No | No
Additional Path Loss [dB]	0.5
Switched Path	EUT - SignalingUnit - SpectrumAnalyzer

Test Equipment
Signal analyzer,Rohde&Schwarz,FSV-40,1307.9002K40/101042,3.70
Switch matrix,CTCadvanced,SPM-4 NI DAQ,28016133,NI

Test at TX 5825 MHz

RESULT: Reference Power cond.					
Test Description	Lower Limit	Upper Limit	Measured	Unit	Verdict
Ref. Power 1MHz/1MHz cond.	---	---	20.72	dBm	INFO
Ref. Frequency	---	---	5826.600	MHz	INFO

READ SA SETTINGS:	
RefLevel [dBm] | RefLevelOffset [dB] | InpAtt [dB]	32.72 | 17.84 | 30
Start [MHz] | Stop [MHz]	5800.000 | 5850.000
RBW [MHz] | VBW [MHz]	0.100000 | 0.300000
Detector | TraceMode	POS | MAXH
Sweep: Time [ms] | Count | Points per Section | Type	2 | 1500 | 1001 | SWE

RESULT					
Test Description	Lower Limit	Upper Limit	Measured	Unit	Verdict
Bandwidth (6dB)	0.500	---	16.55	MHz	PASS

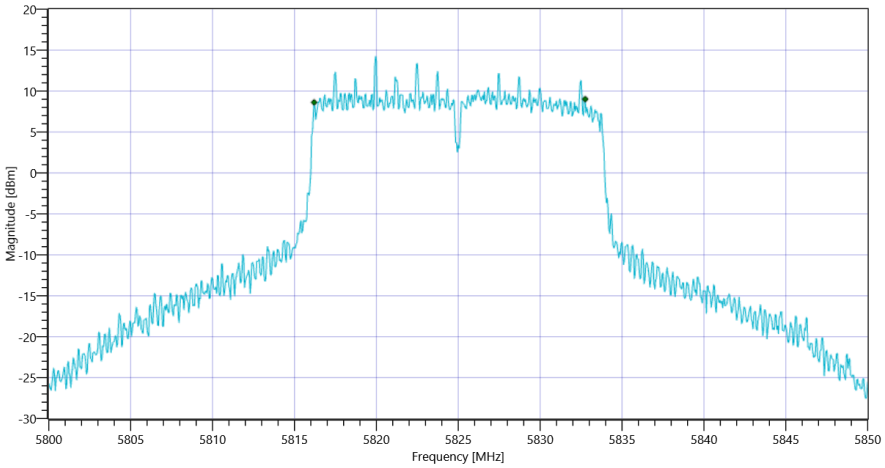

FCC Part 15.407 & ISED Minimum Emission BW ~ WLAN5Gx n-HT20 mode U-NII-3

General verdict	PASS

FCC Part 15.407 & ISED Minimum Emission BW ~ WLAN5Gx n-HT20 mode U-NII-3

Test References	
TC Start	29.03.2022 19:38:07
Ambit Temp [°C] | Humidity [rel%]	25.3 | 24
System Version	3.0.5.9
Test Specification	FCC Part 15.407
Test Method	KDB789033 D02, C.2.
TC Version	0.0.1
My Description	FCC 15.407 Min Emission Bandwidth - WLAN5Gx n-HT20 mode U-NII-3
Add. Information	

EUT Common Settings WLAN5Gx	
Number of Antenna Ports	4
User Interaction	No
Device Class UNII_1	AP indoor

Test Parameter	
Technology to test	WLAN5Gx n-HT20 mode U-NII-3
Antenna Port used	1
Temperature	nom
Voltage	nom
Frequency low to test	False | Freq [MHz] 5745
Frequency mid to test	False | Freq [MHz] 5785
Frequency high to test	True | Freq [MHz] 5825
Auto Control enabled Power Supply | Climatic Box	No | No
Additional Path Loss [dB]	0.5
Switched Path	EUT - SignalingUnit - SpectrumAnalyzer

Test Equipment
Signal analyzer,Rohde&Schwarz,FSV-40,1307.9002K40/101042,3.70
Switch matrix,CTCadvanced,SPM-4 NI DAQ,28016133,NI

Test at TX 5825 MHz

RESULT: Reference Power cond.					
Test Description	Lower Limit	Upper Limit	Measured	Unit	Verdict
Ref. Power 1MHz/1MHz cond.	---	---	17.80	dBm	INFO
Ref. Frequency	---	---	5829.000	MHz	INFO

READ SA SETTINGS:	
RefLevel [dBm] | RefLevelOffset [dB] | InpAtt [dB]	29.80 | 17.84 | 30
Start [MHz] | Stop [MHz]	5800.000 | 5850.000
RBW [MHz] | VBW [MHz]	0.100000 | 0.300000
Detector | TraceMode	POS | MAXH
Sweep: Time [ms] | Count | Points per Section | Type	2 | 1500 | 1001 | SWE

RESULT					
Test Description	Lower Limit	Upper Limit	Measured	Unit	Verdict
Bandwidth (6dB)	0.500	---	17.3	MHz	PASS

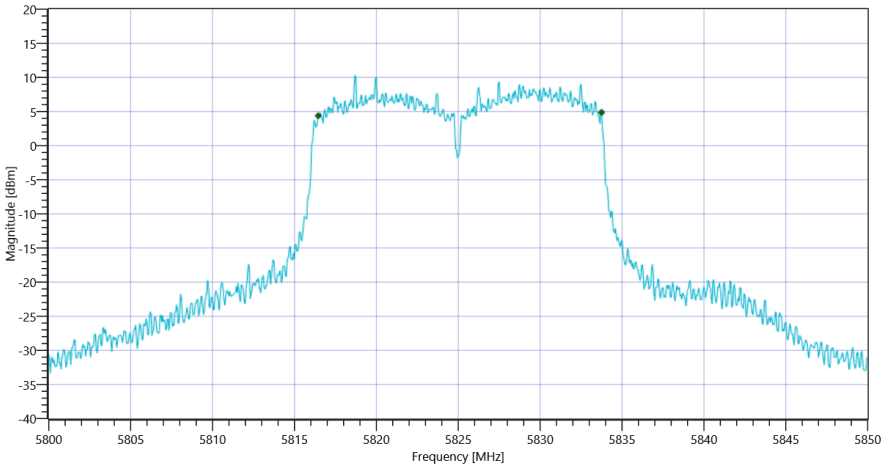

FCC Part 15.407 & ISED Minimum Emission BW ~ WLAN5Gx n-HT20 mode U-NII-3

General verdict	PASS

FCC Part 15.407 & ISED Minimum Emission BW ~ WLAN5Gx n-HT20 mode U-NII-3

Test References	
TC Start	29.03.2022 19:33:00
Ambit Temp [°C] | Humidity [rel%]	25.3 | 24
System Version	3.0.5.9
Test Specification	FCC Part 15.407
Test Method	KDB789033 D02, C.2.
TC Version	0.0.1
My Description	FCC 15.407 Min Emission Bandwidth - WLAN5Gx n-HT20 mode U-NII-3
Add. Information	

EUT Common Settings WLAN5Gx	
Number of Antenna Ports	4
User Interaction	No
Device Class UNII_1	AP indoor

Test Parameter	
Technology to test	WLAN5Gx n-HT20 mode U-NII-3
Antenna Port used	4
Temperature	nom
Voltage	nom
Frequency low to test	False | Freq [MHz] 5745
Frequency mid to test	True | Freq [MHz] 5785
Frequency high to test	False | Freq [MHz] 5825
Auto Control enabled Power Supply | Climatic Box	No | No
Additional Path Loss [dB]	0.5
Switched Path	EUT - SignalingUnit - SpectrumAnalyzer

Test Equipment
Signal analyzer,Rohde&Schwarz,FSV-40,1307.9002K40/101042,3.70
Switch matrix,CTCadvanced,SPM-4 NI DAQ,28016133,NI

Test at TX 5785 MHz

RESULT: Reference Power cond.					
Test Description	Lower Limit	Upper Limit	Measured	Unit	Verdict
Ref. Power 1MHz/1MHz cond.	---	---	18.48	dBm	INFO
Ref. Frequency	---	---	5787.000	MHz	INFO

READ SA SETTINGS:	
RefLevel [dBm] | RefLevelOffset [dB] | InpAtt [dB]	30.48 | 17.86 | 30
Start [MHz] | Stop [MHz]	5760.000 | 5810.000
RBW [MHz] | VBW [MHz]	0.100000 | 0.300000
Detector | TraceMode	POS | MAXH
Sweep: Time [ms] | Count | Points per Section | Type	2 | 1500 | 1001 | SWE

RESULT					
Test Description	Lower Limit	Upper Limit	Measured	Unit	Verdict
Bandwidth (6dB)	0.500	---	16.35	MHz	PASS

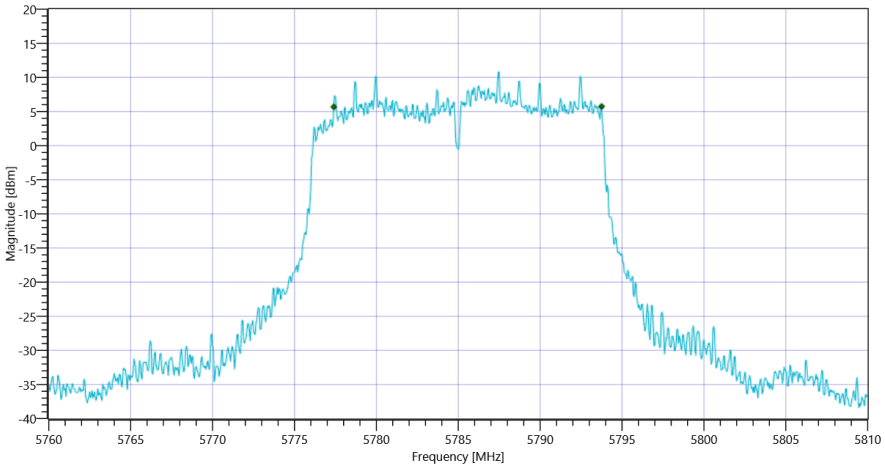

FCC Part 15.407 & ISED Minimum Emission BW ~ WLAN5Gx n-HT20 mode U-NII-3

General verdict	PASS

FCC Part 15.407 & ISED Minimum Emission BW ~ WLAN5Gx n-HT20 mode U-NII-3

Test References	
TC Start	29.03.2022 19:28:09
Ambit Temp [°C] | Humidity [rel%]	25.3 | 24
System Version	3.0.5.9
Test Specification	FCC Part 15.407
Test Method	KDB789033 D02, C.2.
TC Version	0.0.1
My Description	FCC 15.407 Min Emission Bandwidth - WLAN5Gx n-HT20 mode U-NII-3
Add. Information	

EUT Common Settings WLAN5Gx	
Number of Antenna Ports	4
User Interaction	No
Device Class UNII_1	AP indoor

Test Parameter	
Technology to test	WLAN5Gx n-HT20 mode U-NII-3
Antenna Port used	3
Temperature	nom
Voltage	nom
Frequency low to test	False | Freq [MHz] 5745
Frequency mid to test	True | Freq [MHz] 5785
Frequency high to test	False | Freq [MHz] 5825
Auto Control enabled Power Supply | Climatic Box	No | No
Additional Path Loss [dB]	0.5
Switched Path	EUT - SignalingUnit - SpectrumAnalyzer

Test Equipment
Signal analyzer,Rohde&Schwarz,FSV-40,1307.9002K40/101042,3.70
Switch matrix,CTCadvanced,SPM-4 NI DAQ,28016133,NI

Test at TX 5785 MHz

RESULT: Reference Power cond.					
Test Description	Lower Limit	Upper Limit	Measured	Unit	Verdict
Ref. Power 1MHz/1MHz cond.	---	---	17.84	dBm	INFO
Ref. Frequency	---	---	5786.800	MHz	INFO

READ SA SETTINGS:	
RefLevel [dBm] | RefLevelOffset [dB] | InpAtt [dB]	29.84 | 17.86 | 30
Start [MHz] | Stop [MHz]	5760.000 | 5810.000
RBW [MHz] | VBW [MHz]	0.100000 | 0.300000
Detector | TraceMode	POS | MAXH
Sweep: Time [ms] | Count | Points per Section | Type	2 | 1500 | 1001 | SWE

RESULT					
Test Description	Lower Limit	Upper Limit	Measured	Unit	Verdict
Bandwidth (6dB)	0.500	---	17.2	MHz	PASS

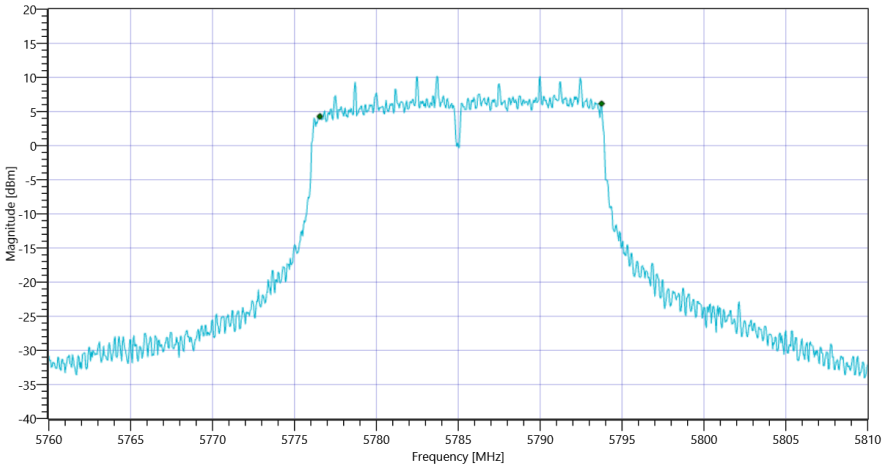

FCC Part 15.407 & ISED Minimum Emission BW ~ WLAN5Gx n-HT20 mode U-NII-3

General verdict	PASS

FCC Part 15.407 & ISED Minimum Emission BW ~ WLAN5Gx n-HT20 mode U-NII-3

Test References	
TC Start	29.03.2022 19:23:20
Ambit Temp [°C] | Humidity [rel%]	25.3 | 24
System Version	3.0.5.9
Test Specification	FCC Part 15.407
Test Method	KDB789033 D02, C.2.
TC Version	0.0.1
My Description	FCC 15.407 Min Emission Bandwidth - WLAN5Gx n-HT20 mode U-NII-3
Add. Information	

EUT Common Settings WLAN5Gx	
Number of Antenna Ports	4
User Interaction	No
Device Class UNII_1	AP indoor

Test Parameter	
Technology to test	WLAN5Gx n-HT20 mode U-NII-3
Antenna Port used	2
Temperature	nom
Voltage	nom
Frequency low to test	False | Freq [MHz] 5745
Frequency mid to test	True | Freq [MHz] 5785
Frequency high to test	False | Freq [MHz] 5825
Auto Control enabled Power Supply | Climatic Box	No | No
Additional Path Loss [dB]	0.5
Switched Path	EUT - SignalingUnit - SpectrumAnalyzer

Test Equipment
Signal analyzer,Rohde&Schwarz,FSV-40,1307.9002K40/101042,3.70
Switch matrix,CTCadvanced,SPM-4 NI DAQ,28016133,NI

Test at TX 5785 MHz

RESULT: Reference Power cond.					
Test Description	Lower Limit	Upper Limit	Measured	Unit	Verdict
Ref. Power 1MHz/1MHz cond.	---	---	20.10	dBm	INFO
Ref. Frequency	---	---	5783.400	MHz	INFO

READ SA SETTINGS:	
RefLevel [dBm] | RefLevelOffset [dB] | InpAtt [dB]	32.10 | 17.86 | 30
Start [MHz] | Stop [MHz]	5760.000 | 5810.000
RBW [MHz] | VBW [MHz]	0.100000 | 0.300000
Detector | TraceMode	POS | MAXH
Sweep: Time [ms] | Count | Points per Section | Type	2 | 1500 | 1001 | SWE

RESULT					
Test Description	Lower Limit	Upper Limit	Measured	Unit	Verdict
Bandwidth (6dB)	0.500	---	15.3	MHz	PASS

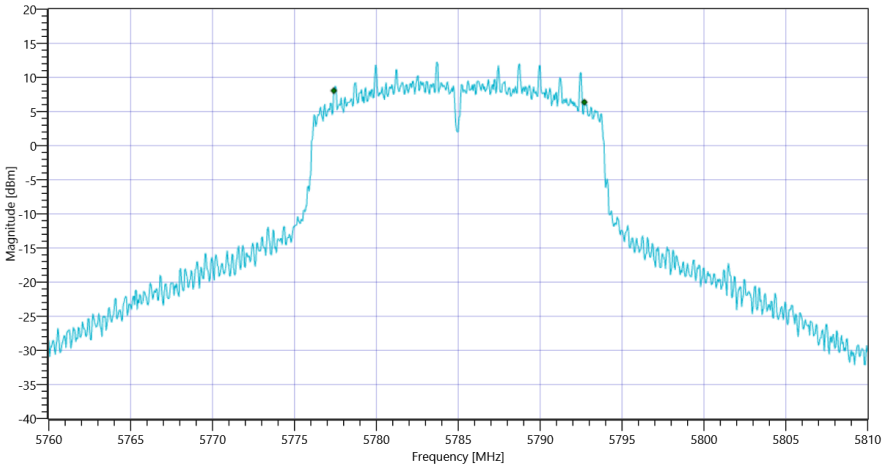

FCC Part 15.407 & ISED Minimum Emission BW ~ WLAN5Gx n-HT20 mode U-NII-3

General verdict	PASS

FCC Part 15.407 & ISED Minimum Emission BW ~ WLAN5Gx n-HT20 mode U-NII-3

Test References	
TC Start	29.03.2022 19:18:31
Ambit Temp [°C] | Humidity [rel%]	25.3 | 24
System Version	3.0.5.9
Test Specification	FCC Part 15.407
Test Method	KDB789033 D02, C.2.
TC Version	0.0.1
My Description	FCC 15.407 Min Emission Bandwidth - WLAN5Gx n-HT20 mode U-NII-3
Add. Information	

EUT Common Settings WLAN5Gx	
Number of Antenna Ports	4
User Interaction	No
Device Class UNII_1	AP indoor

Test Parameter	
Technology to test	WLAN5Gx n-HT20 mode U-NII-3
Antenna Port used	1
Temperature	nom
Voltage	nom
Frequency low to test	False | Freq [MHz] 5745
Frequency mid to test	True | Freq [MHz] 5785
Frequency high to test	False | Freq [MHz] 5825
Auto Control enabled Power Supply | Climatic Box	No | No
Additional Path Loss [dB]	0.5
Switched Path	EUT - SignalingUnit - SpectrumAnalyzer

Test Equipment
Signal analyzer,Rohde&Schwarz,FSV-40,1307.9002K40/101042,3.70
Switch matrix,CTCadvanced,SPM-4 NI DAQ,28016133,NI

Test at TX 5785 MHz

RESULT: Reference Power cond.					
Test Description	Lower Limit	Upper Limit	Measured	Unit	Verdict
Ref. Power 1MHz/1MHz cond.	---	---	17.03	dBm	INFO
Ref. Frequency	---	---	5785.800	MHz	INFO

READ SA SETTINGS:	
RefLevel [dBm] | RefLevelOffset [dB] | InpAtt [dB]	29.03 | 17.86 | 30
Start [MHz] | Stop [MHz]	5760.000 | 5810.000
RBW [MHz] | VBW [MHz]	0.100000 | 0.300000
Detector | TraceMode	POS | MAXH
Sweep: Time [ms] | Count | Points per Section | Type	2 | 1500 | 1001 | SWE

RESULT					
Test Description	Lower Limit	Upper Limit	Measured	Unit	Verdict
Bandwidth (6dB)	0.500	---	16.35	MHz	PASS

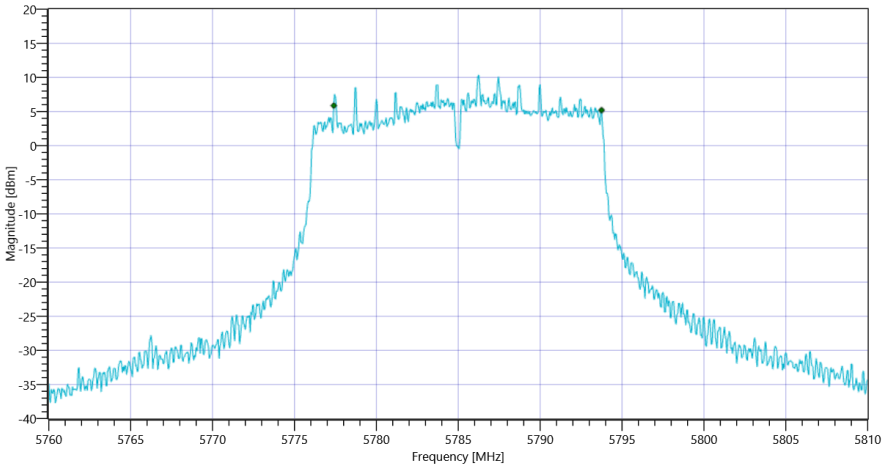

FCC Part 15.407 & ISED Minimum Emission BW ~ WLAN5Gx n-HT20 mode U-NII-3

General verdict	PASS

FCC Part 15.407 & ISED Minimum Emission BW ~ WLAN5Gx a mode U-NII-3

Test References	
TC Start	29.03.2022 17:14:17
Ambit Temp [°C] | Humidity [rel%]	25.3 | 23
System Version	3.0.5.9
Test Specification	FCC Part 15.407
Test Method	KDB789033 D02, C.2.
TC Version	0.0.1
My Description	FCC 15.407 Min Emission Bandwidth - WLAN5Gx a mode U-NII-3
Add. Information	

EUT Common Settings WLAN5Gx	
Number of Antenna Ports	4
User Interaction	No
Device Class UNII_1	AP indoor

Test Parameter	
Technology to test	WLAN5Gx a mode U-NII-3
Antenna Port used	4
Temperature	nom
Voltage	nom
Frequency low to test	False | Freq [MHz] 5745
Frequency mid to test	False | Freq [MHz] 5785
Frequency high to test	True | Freq [MHz] 5825
Auto Control enabled Power Supply | Climatic Box	No | No
Additional Path Loss [dB]	0.5
Switched Path	EUT - SignalingUnit - SpectrumAnalyzer

Test Equipment
Signal analyzer,Rohde&Schwarz,FSV-40,1307.9002K40/101042,3.70
Switch matrix,CTCadvanced,SPM-4 NI DAQ,28016133,NI

Test at TX 5825 MHz

RESULT: Reference Power cond.					
Test Description	Lower Limit	Upper Limit	Measured	Unit	Verdict
Ref. Power 1MHz/1MHz cond.	---	---	16.72	dBm	INFO
Ref. Frequency	---	---	5828.200	MHz	INFO

READ SA SETTINGS:	
RefLevel [dBm] | RefLevelOffset [dB] | InpAtt [dB]	28.72 | 17.84 | 30
Start [MHz] | Stop [MHz]	5800.000 | 5850.000
RBW [MHz] | VBW [MHz]	0.100000 | 0.300000
Detector | TraceMode	POS | MAXH
Sweep: Time [ms] | Count | Points per Section | Type	2 | 1500 | 1001 | SWE

RESULT					
Test Description	Lower Limit	Upper Limit	Measured	Unit	Verdict
Bandwidth (6dB)	0.500	---	16.3	MHz	PASS

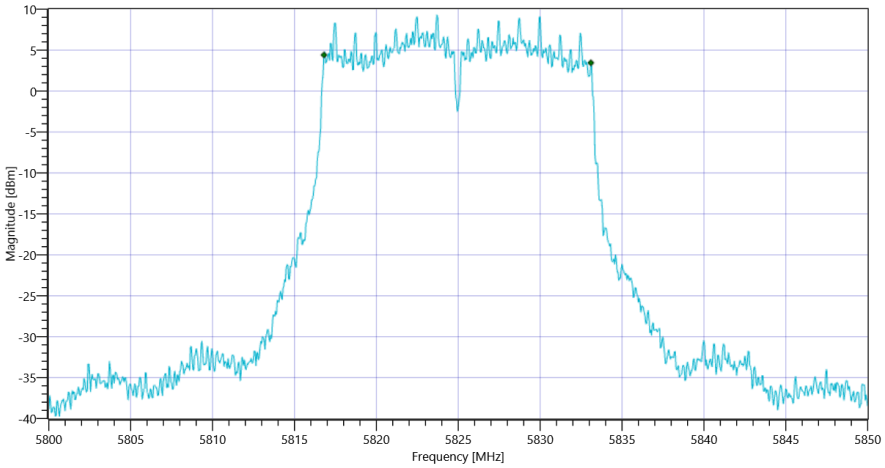

FCC Part 15.407 & ISED Minimum Emission BW ~ WLAN5Gx a mode U-NII-3

General verdict	PASS

FCC Part 15.407 & ISED Minimum Emission BW ~ WLAN5Gx a mode U-NII-3

Test References	
TC Start	29.03.2022 17:09:45
Ambit Temp [°C] | Humidity [rel%]	25.2 | 23
System Version	3.0.5.9
Test Specification	FCC Part 15.407
Test Method	KDB789033 D02, C.2.
TC Version	0.0.1
My Description	FCC 15.407 Min Emission Bandwidth - WLAN5Gx a mode U-NII-3
Add. Information	

EUT Common Settings WLAN5Gx	
Number of Antenna Ports	4
User Interaction	No
Device Class UNII_1	AP indoor

Test Parameter	
Technology to test	WLAN5Gx a mode U-NII-3
Antenna Port used	3
Temperature	nom
Voltage	nom
Frequency low to test	False | Freq [MHz] 5745
Frequency mid to test	False | Freq [MHz] 5785
Frequency high to test	True | Freq [MHz] 5825
Auto Control enabled Power Supply | Climatic Box	No | No
Additional Path Loss [dB]	0.5
Switched Path	EUT - SignalingUnit - SpectrumAnalyzer

Test Equipment
Signal analyzer,Rohde&Schwarz,FSV-40,1307.9002K40/101042,3.70
Switch matrix,CTCadvanced,SPM-4 NI DAQ,28016133,NI

Test at TX 5825 MHz

RESULT: Reference Power cond.					
Test Description	Lower Limit	Upper Limit	Measured	Unit	Verdict
Ref. Power 1MHz/1MHz cond.	---	---	19.78	dBm	INFO
Ref. Frequency	---	---	5828.000	MHz	INFO

READ SA SETTINGS:	
RefLevel [dBm] | RefLevelOffset [dB] | InpAtt [dB]	31.78 | 17.84 | 30
Start [MHz] | Stop [MHz]	5800.000 | 5850.000
RBW [MHz] | VBW [MHz]	0.100000 | 0.300000
Detector | TraceMode	POS | MAXH
Sweep: Time [ms] | Count | Points per Section | Type	2 | 1500 | 1001 | SWE

RESULT					
Test Description	Lower Limit	Upper Limit	Measured	Unit	Verdict
Bandwidth (6dB)	0.500	---	15.75	MHz	PASS

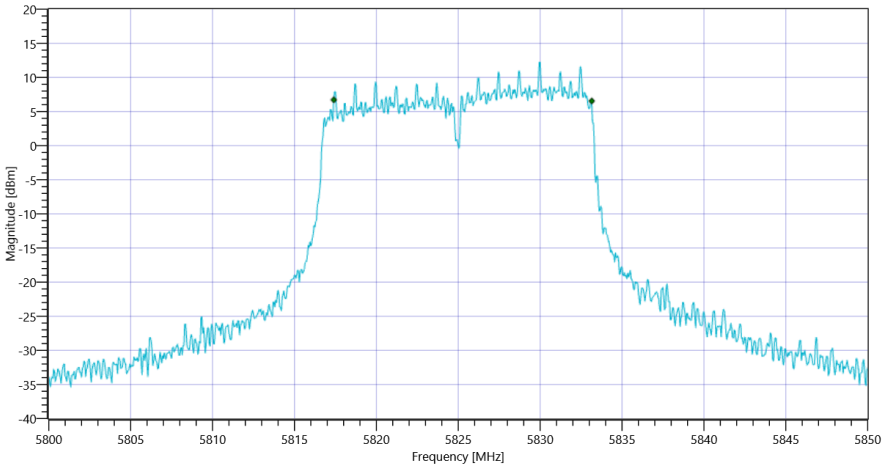

FCC Part 15.407 & ISED Minimum Emission BW ~ WLAN5Gx a mode U-NII-3

General verdict	PASS

FCC Part 15.407 & ISED Minimum Emission BW ~ WLAN5Gx a mode U-NII-3

Test References	
TC Start	29.03.2022 17:05:13
Ambit Temp [°C] | Humidity [rel%]	25.2 | 23
System Version	3.0.5.9
Test Specification	FCC Part 15.407
Test Method	KDB789033 D02, C.2.
TC Version	0.0.1
My Description	FCC 15.407 Min Emission Bandwidth - WLAN5Gx a mode U-NII-3
Add. Information	

EUT Common Settings WLAN5Gx	
Number of Antenna Ports	4
User Interaction	No
Device Class UNII_1	AP indoor

Test Parameter	
Technology to test	WLAN5Gx a mode U-NII-3
Antenna Port used	2
Temperature	nom
Voltage	nom
Frequency low to test	False | Freq [MHz] 5745
Frequency mid to test	False | Freq [MHz] 5785
Frequency high to test	True | Freq [MHz] 5825
Auto Control enabled Power Supply | Climatic Box	No | No
Additional Path Loss [dB]	0.5
Switched Path	EUT - SignalingUnit - SpectrumAnalyzer

Test Equipment
Signal analyzer,Rohde&Schwarz,FSV-40,1307.9002K40/101042,3.70
Switch matrix,CTCadvanced,SPM-4 NI DAQ,28016133,NI

Test at TX 5825 MHz

RESULT: Reference Power cond.					
Test Description	Lower Limit	Upper Limit	Measured	Unit	Verdict
Ref. Power 1MHz/1MHz cond.	---	---	20.68	dBm	INFO
Ref. Frequency	---	---	5822.200	MHz	INFO

READ SA SETTINGS:	
RefLevel [dBm] | RefLevelOffset [dB] | InpAtt [dB]	32.68 | 17.84 | 30
Start [MHz] | Stop [MHz]	5800.000 | 5850.000
RBW [MHz] | VBW [MHz]	0.100000 | 0.300000
Detector | TraceMode	POS | MAXH
Sweep: Time [ms] | Count | Points per Section | Type	2 | 1500 | 1001 | SWE

RESULT					
Test Description	Lower Limit	Upper Limit	Measured	Unit	Verdict
Bandwidth (6dB)	0.500	---	15.75	MHz	PASS

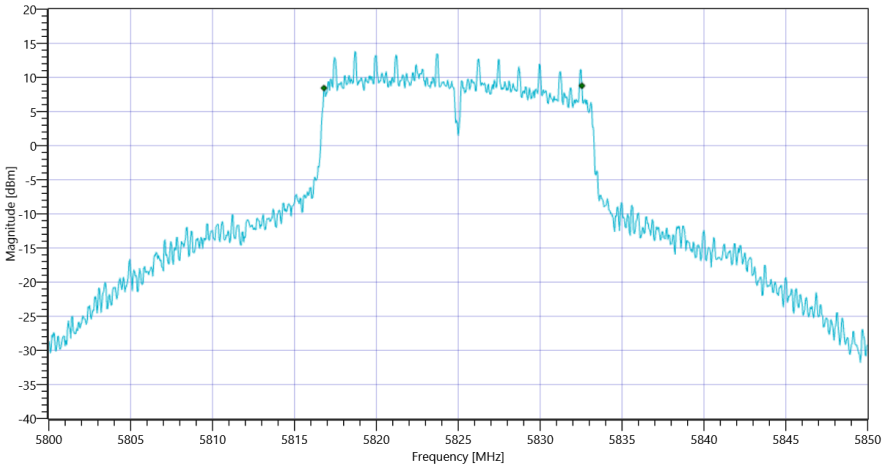

FCC Part 15.407 & ISED Minimum Emission BW ~ WLAN5Gx a mode U-NII-3

General verdict	PASS

FCC Part 15.407 & ISED Minimum Emission BW ~ WLAN5Gx a mode U-NII-3

Test References	
TC Start	29.03.2022 17:00:41
Ambit Temp [°C] | Humidity [rel%]	25.2 | 23
System Version	3.0.5.9
Test Specification	FCC Part 15.407
Test Method	KDB789033 D02, C.2.
TC Version	0.0.1
My Description	FCC 15.407 Min Emission Bandwidth - WLAN5Gx a mode U-NII-3
Add. Information	

EUT Common Settings WLAN5Gx	
Number of Antenna Ports	4
User Interaction	No
Device Class UNII_1	AP indoor

Test Parameter	
Technology to test	WLAN5Gx a mode U-NII-3
Antenna Port used	1
Temperature	nom
Voltage	nom
Frequency low to test	False | Freq [MHz] 5745
Frequency mid to test	False | Freq [MHz] 5785
Frequency high to test	True | Freq [MHz] 5825
Auto Control enabled Power Supply | Climatic Box	No | No
Additional Path Loss [dB]	0.5
Switched Path	EUT - SignalingUnit - SpectrumAnalyzer

Test Equipment
Signal analyzer,Rohde&Schwarz,FSV-40,1307.9002K40/101042,3.70
Switch matrix,CTCadvanced,SPM-4 NI DAQ,28016133,NI

Test at TX 5825 MHz

RESULT: Reference Power cond.					
Test Description	Lower Limit	Upper Limit	Measured	Unit	Verdict
Ref. Power 1MHz/1MHz cond.	---	---	17.54	dBm	INFO
Ref. Frequency	---	---	5820.400	MHz	INFO

READ SA SETTINGS:	
RefLevel [dBm] | RefLevelOffset [dB] | InpAtt [dB]	29.54 | 17.84 | 30
Start [MHz] | Stop [MHz]	5800.000 | 5850.000
RBW [MHz] | VBW [MHz]	0.100000 | 0.300000
Detector | TraceMode	POS | MAXH
Sweep: Time [ms] | Count | Points per Section | Type	2 | 1500 | 1001 | SWE

RESULT					
Test Description	Lower Limit	Upper Limit	Measured	Unit	Verdict
Bandwidth (6dB)	0.500	---	16.35	MHz	PASS

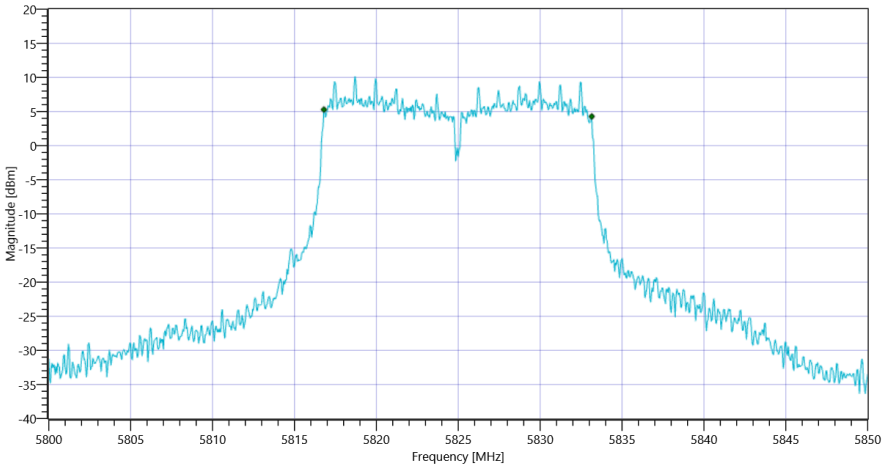

FCC Part 15.407 & ISED Minimum Emission BW ~ WLAN5Gx a mode U-NII-3

General verdict	PASS

FCC Part 15.407 & ISED Minimum Emission BW ~ WLAN5Gx a mode U-NII-3

Test References	
TC Start	29.03.2022 16:55:50
Ambit Temp [°C] | Humidity [rel%]	25.1 | 23
System Version	3.0.5.9
Test Specification	FCC Part 15.407
Test Method	KDB789033 D02, C.2.
TC Version	0.0.1
My Description	FCC 15.407 Min Emission Bandwidth - WLAN5Gx a mode U-NII-3
Add. Information	

EUT Common Settings WLAN5Gx	
Number of Antenna Ports	4
User Interaction	No
Device Class UNII_1	AP indoor

Test Parameter	
Technology to test	WLAN5Gx a mode U-NII-3
Antenna Port used	4
Temperature	nom
Voltage	nom
Frequency low to test	False | Freq [MHz] 5745
Frequency mid to test	True | Freq [MHz] 5785
Frequency high to test	False | Freq [MHz] 5825
Auto Control enabled Power Supply | Climatic Box	No | No
Additional Path Loss [dB]	0.5
Switched Path	EUT - SignalingUnit - SpectrumAnalyzer

Test Equipment
Signal analyzer,Rohde&Schwarz,FSV-40,1307.9002K40/101042,3.70
Switch matrix,CTCadvanced,SPM-4 NI DAQ,28016133,NI

Test at TX 5785 MHz

RESULT: Reference Power cond.					
Test Description	Lower Limit	Upper Limit	Measured	Unit	Verdict
Ref. Power 1MHz/1MHz cond.	---	---	17.96	dBm	INFO
Ref. Frequency	---	---	5783.800	MHz	INFO

READ SA SETTINGS:	
RefLevel [dBm] | RefLevelOffset [dB] | InpAtt [dB]	29.96 | 17.86 | 30
Start [MHz] | Stop [MHz]	5760.000 | 5810.000
RBW [MHz] | VBW [MHz]	0.100000 | 0.300000
Detector | TraceMode	POS | MAXH
Sweep: Time [ms] | Count | Points per Section | Type	2 | 1500 | 1001 | SWE

RESULT					
Test Description	Lower Limit	Upper Limit	Measured	Unit	Verdict
Bandwidth (6dB)	0.500	---	15.7	MHz	PASS

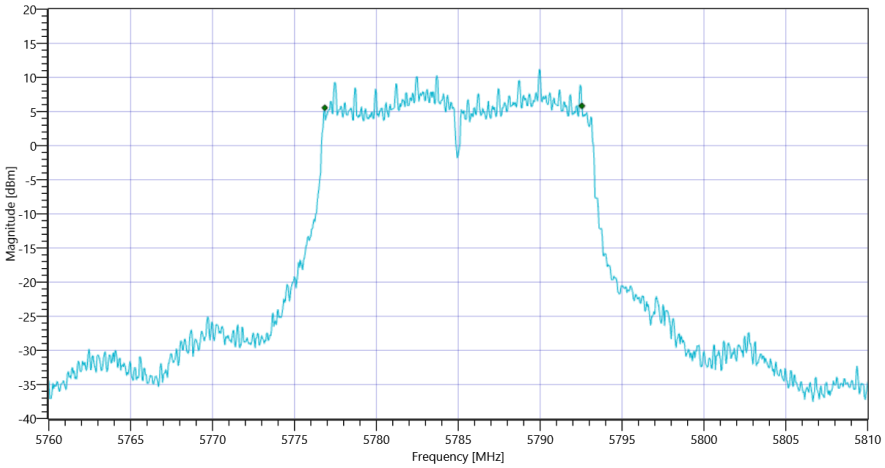

FCC Part 15.407 & ISED Minimum Emission BW ~ WLAN5Gx a mode U-NII-3

General verdict	PASS

FCC Part 15.407 & ISED Minimum Emission BW ~ WLAN5Gx a mode U-NII-3

Test References	
TC Start	29.03.2022 16:51:13
Ambit Temp [°C] | Humidity [rel%]	25.1 | 23
System Version	3.0.5.9
Test Specification	FCC Part 15.407
Test Method	KDB789033 D02, C.2.
TC Version	0.0.1
My Description	FCC 15.407 Min Emission Bandwidth - WLAN5Gx a mode U-NII-3
Add. Information	

EUT Common Settings WLAN5Gx	
Number of Antenna Ports	4
User Interaction	No
Device Class UNII_1	AP indoor

Test Parameter	
Technology to test	WLAN5Gx a mode U-NII-3
Antenna Port used	3
Temperature	nom
Voltage	nom
Frequency low to test	False | Freq [MHz] 5745
Frequency mid to test	True | Freq [MHz] 5785
Frequency high to test	False | Freq [MHz] 5825
Auto Control enabled Power Supply | Climatic Box	No | No
Additional Path Loss [dB]	0.5
Switched Path	EUT - SignalingUnit - SpectrumAnalyzer

Test Equipment
Signal analyzer,Rohde&Schwarz,FSV-40,1307.9002K40/101042,3.70
Switch matrix,CTCadvanced,SPM-4 NI DAQ,28016133,NI

Test at TX 5785 MHz

RESULT: Reference Power cond.					
Test Description	Lower Limit	Upper Limit	Measured	Unit	Verdict
Ref. Power 1MHz/1MHz cond.	---	---	18.11	dBm	INFO
Ref. Frequency	---	---	5790.790	MHz	INFO

READ SA SETTINGS:	
RefLevel [dBm] | RefLevelOffset [dB] | InpAtt [dB]	30.11 | 17.86 | 30
Start [MHz] | Stop [MHz]	5760.000 | 5810.000
RBW [MHz] | VBW [MHz]	0.100000 | 0.300000
Detector | TraceMode	POS | MAXH
Sweep: Time [ms] | Count | Points per Section | Type	2 | 1500 | 1001 | SWE

RESULT					
Test Description	Lower Limit	Upper Limit	Measured	Unit	Verdict
Bandwidth (6dB)	0.500	---	15.95	MHz	PASS

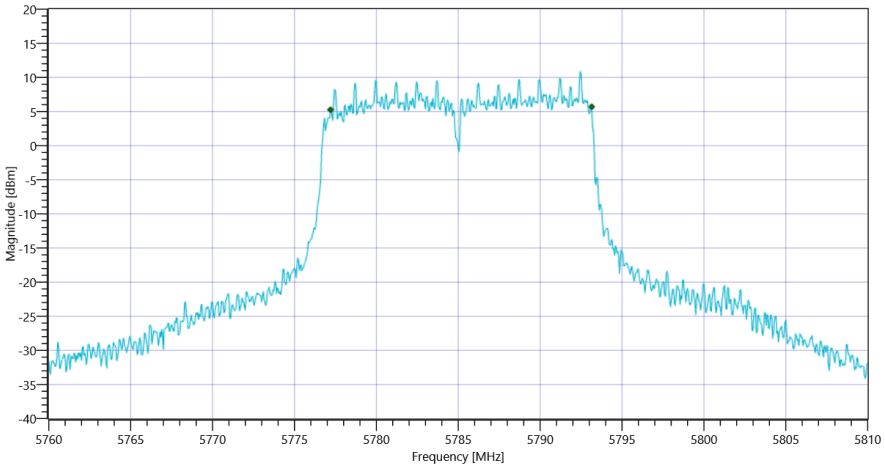

FCC Part 15.407 & ISED Minimum Emission BW ~ WLAN5Gx a mode U-NII-3

General verdict	PASS

FCC Part 15.407 & ISED Minimum Emission BW ~ WLAN5Gx a mode U-NII-3

Test References	
TC Start	29.03.2022 16:46:38
Ambit Temp [°C] | Humidity [rel%]	25.1 | 23
System Version	3.0.5.9
Test Specification	FCC Part 15.407
Test Method	KDB789033 D02, C.2.
TC Version	0.0.1
My Description	FCC 15.407 Min Emission Bandwidth - WLAN5Gx a mode U-NII-3
Add. Information	

EUT Common Settings WLAN5Gx	
Number of Antenna Ports	4
User Interaction	No
Device Class UNII_1	AP indoor

Test Parameter	
Technology to test	WLAN5Gx a mode U-NII-3
Antenna Port used	2
Temperature	nom
Voltage	nom
Frequency low to test	False | Freq [MHz] 5745
Frequency mid to test	True | Freq [MHz] 5785
Frequency high to test	False | Freq [MHz] 5825
Auto Control enabled Power Supply | Climatic Box	No | No
Additional Path Loss [dB]	0.5
Switched Path	EUT - SignalingUnit - SpectrumAnalyzer

Test Equipment
Signal analyzer,Rohde&Schwarz,FSV-40,1307.9002K40/101042,3.70
Switch matrix,CTCadvanced,SPM-4 NI DAQ,28016133,NI

Test at TX 5785 MHz

RESULT: Reference Power cond.					
Test Description	Lower Limit	Upper Limit	Measured	Unit	Verdict
Ref. Power 1MHz/1MHz cond.	---	---	20.23	dBm	INFO
Ref. Frequency	---	---	5781.600	MHz	INFO

READ SA SETTINGS:	
RefLevel [dBm] | RefLevelOffset [dB] | InpAtt [dB]	32.23 | 17.86 | 30
Start [MHz] | Stop [MHz]	5760.000 | 5810.000
RBW [MHz] | VBW [MHz]	0.100000 | 0.300000
Detector | TraceMode	POS | MAXH
Sweep: Time [ms] | Count | Points per Section | Type	2 | 1500 | 1001 | SWE

RESULT					
Test Description	Lower Limit	Upper Limit	Measured	Unit	Verdict
Bandwidth (6dB)	0.500	---	15.9	MHz	PASS

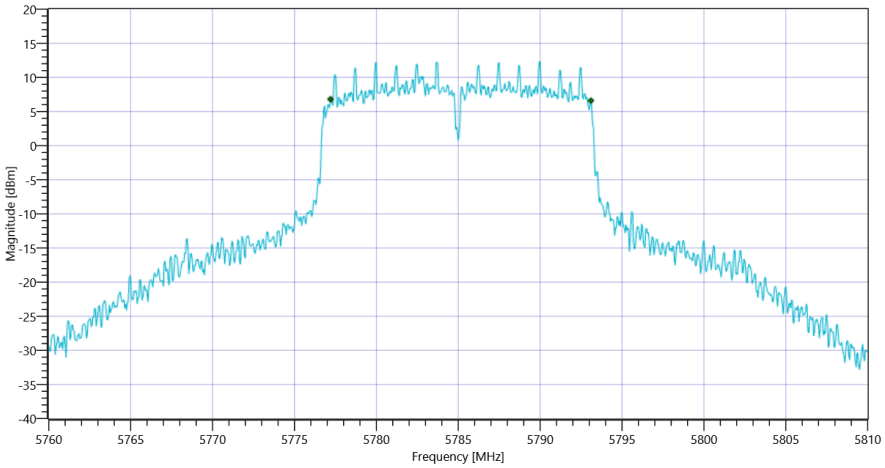

FCC Part 15.407 & ISED Minimum Emission BW ~ WLAN5Gx a mode U-NII-3

General verdict	PASS

FCC Part 15.407 & ISED Minimum Emission BW ~ WLAN5Gx a mode U-NII-3

Test References	
TC Start	29.03.2022 16:42:01
Ambit Temp [°C] | Humidity [rel%]	25.1 | 23
System Version	3.0.5.9
Test Specification	FCC Part 15.407
Test Method	KDB789033 D02, C.2.
TC Version	0.0.1
My Description	FCC 15.407 Min Emission Bandwidth - WLAN5Gx a mode U-NII-3
Add. Information	

EUT Common Settings WLAN5Gx	
Number of Antenna Ports	4
User Interaction	No
Device Class UNII_1	AP indoor

Test Parameter	
Technology to test	WLAN5Gx a mode U-NII-3
Antenna Port used	1
Temperature	nom
Voltage	nom
Frequency low to test	False | Freq [MHz] 5745
Frequency mid to test	True | Freq [MHz] 5785
Frequency high to test	False | Freq [MHz] 5825
Auto Control enabled Power Supply | Climatic Box	No | No
Additional Path Loss [dB]	0.5
Switched Path	EUT - SignalingUnit - SpectrumAnalyzer

Test Equipment
Signal analyzer,Rohde&Schwarz,FSV-40,1307.9002K40/101042,3.70
Switch matrix,CTCadvanced,SPM-4 NI DAQ,28016133,NI

Test at TX 5785 MHz

RESULT: Reference Power cond.					
Test Description	Lower Limit	Upper Limit	Measured	Unit	Verdict
Ref. Power 1MHz/1MHz cond.	---	---	17.99	dBm	INFO
Ref. Frequency	---	---	5786.400	MHz	INFO

READ SA SETTINGS:	
RefLevel [dBm] | RefLevelOffset [dB] | InpAtt [dB]	29.99 | 17.86 | 30
Start [MHz] | Stop [MHz]	5760.000 | 5810.000
RBW [MHz] | VBW [MHz]	0.100000 | 0.300000
Detector | TraceMode	POS | MAXH
Sweep: Time [ms] | Count | Points per Section | Type	2 | 1500 | 1001 | SWE

RESULT					
Test Description	Lower Limit	Upper Limit	Measured	Unit	Verdict
Bandwidth (6dB)	0.500	---	15.35	MHz	PASS

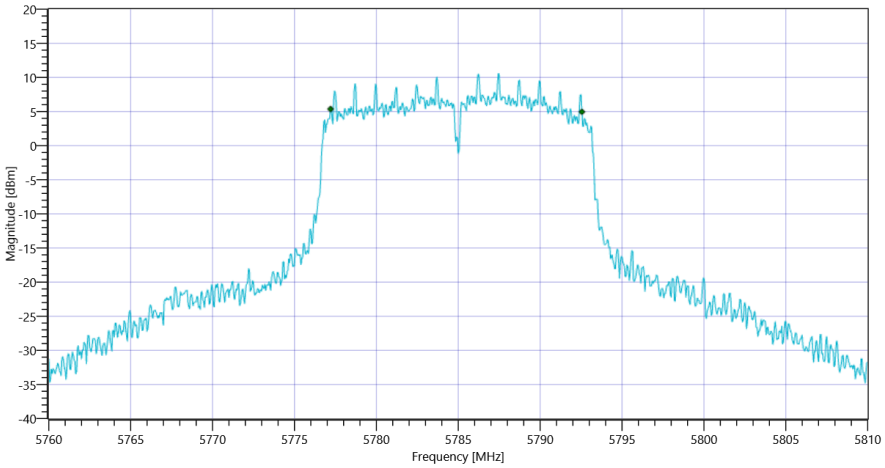

FCC Part 15.407 & ISED Minimum Emission BW ~ WLAN5Gx a mode U-NII-3

General verdict	PASS

FCC Part 15.407 & ISED Minimum Emission BW ~ WLAN5Gx a mode U-NII-3

Test References	
TC Start	29.03.2022 16:23:46
Ambit Temp [°C] | Humidity [rel%]	25.1 | 23
System Version	3.0.5.9
Test Specification	FCC Part 15.407
Test Method	KDB789033 D02, C.2.
TC Version	0.0.1
My Description	FCC 15.407 Min Emission Bandwidth - WLAN5Gx a mode U-NII-3
Add. Information	

EUT Common Settings WLAN5Gx	
Number of Antenna Ports	4
User Interaction	No
Device Class UNII_1	AP indoor

Test Parameter	
Technology to test	WLAN5Gx a mode U-NII-3
Antenna Port used	1
Temperature	nom
Voltage	nom
Frequency low to test	True | Freq [MHz] 5745
Frequency mid to test	False | Freq [MHz] 5785
Frequency high to test	False | Freq [MHz] 5825
Auto Control enabled Power Supply | Climatic Box	No | No
Additional Path Loss [dB]	0.5
Switched Path	EUT - SignalingUnit - SpectrumAnalyzer

Test Equipment
Signal analyzer,Rohde&Schwarz,FSV-40,1307.9002K40/101042,3.70
Switch matrix,CTCadvanced,SPM-4 NI DAQ,28016133,NI

Test at TX 5745 MHz

RESULT: Reference Power cond.					
Test Description	Lower Limit	Upper Limit	Measured	Unit	Verdict
Ref. Power 1MHz/1MHz cond.	---	---	16.55	dBm	INFO
Ref. Frequency	---	---	5746.200	MHz	INFO

READ SA SETTINGS:	
RefLevel [dBm] | RefLevelOffset [dB] | InpAtt [dB]	28.55 | 17.82 | 30
Start [MHz] | Stop [MHz]	5720.000 | 5770.000
RBW [MHz] | VBW [MHz]	0.100000 | 0.300000
Detector | TraceMode	POS | MAXH
Sweep: Time [ms] | Count | Points per Section | Type	2 | 1500 | 1001 | SWE

RESULT					
Test Description	Lower Limit	Upper Limit	Measured	Unit	Verdict
Bandwidth (6dB)	0.500	---	15.65	MHz	PASS

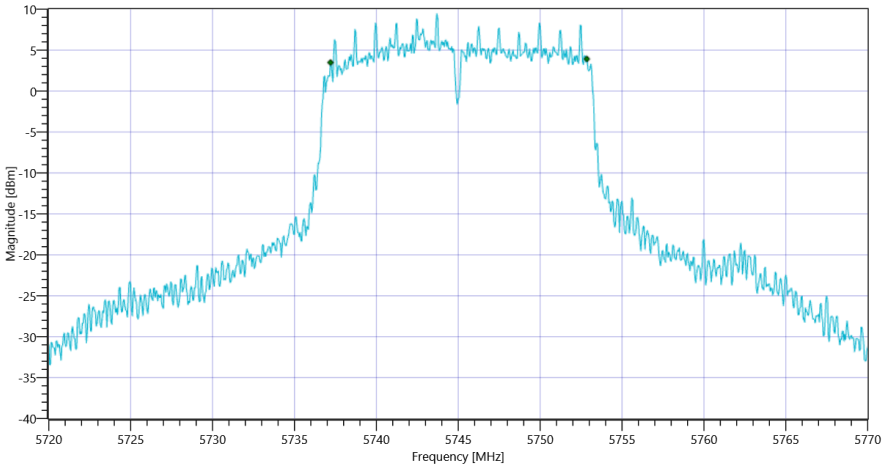

FCC Part 15.407 & ISED Minimum Emission BW ~ WLAN5Gx a mode U-NII-3

General verdict	PASS

FCC Part 15.407 & ISED Minimum Emission BW ~ WLAN5Gx a mode U-NII-3

Test References	
TC Start	29.03.2022 16:28:17
Ambit Temp [°C] | Humidity [rel%]	25.1 | 23
System Version	3.0.5.9
Test Specification	FCC Part 15.407
Test Method	KDB789033 D02, C.2.
TC Version	0.0.1
My Description	FCC 15.407 Min Emission Bandwidth - WLAN5Gx a mode U-NII-3
Add. Information	

EUT Common Settings WLAN5Gx	
Number of Antenna Ports	4
User Interaction	No
Device Class UNII_1	AP indoor

Test Parameter	
Technology to test	WLAN5Gx a mode U-NII-3
Antenna Port used	2
Temperature	nom
Voltage	nom
Frequency low to test	True | Freq [MHz] 5745
Frequency mid to test	False | Freq [MHz] 5785
Frequency high to test	False | Freq [MHz] 5825
Auto Control enabled Power Supply | Climatic Box	No | No
Additional Path Loss [dB]	0.5
Switched Path	EUT - SignalingUnit - SpectrumAnalyzer

Test Equipment
Signal analyzer,Rohde&Schwarz,FSV-40,1307.9002K40/101042,3.70
Switch matrix,CTCadvanced,SPM-4 NI DAQ,28016133,NI

Test at TX 5745 MHz

RESULT: Reference Power cond.					
Test Description	Lower Limit	Upper Limit	Measured	Unit	Verdict
Ref. Power 1MHz/1MHz cond.	---	---	18.46	dBm	INFO
Ref. Frequency	---	---	5750.990	MHz	INFO

READ SA SETTINGS:	
RefLevel [dBm] | RefLevelOffset [dB] | InpAtt [dB]	30.46 | 17.82 | 30
Start [MHz] | Stop [MHz]	5720.000 | 5770.000
RBW [MHz] | VBW [MHz]	0.100000 | 0.300000
Detector | TraceMode	POS | MAXH
Sweep: Time [ms] | Count | Points per Section | Type	2 | 1500 | 1001 | SWE

RESULT					
Test Description	Lower Limit	Upper Limit	Measured	Unit	Verdict
Bandwidth (6dB)	0.500	---	16.35	MHz	PASS

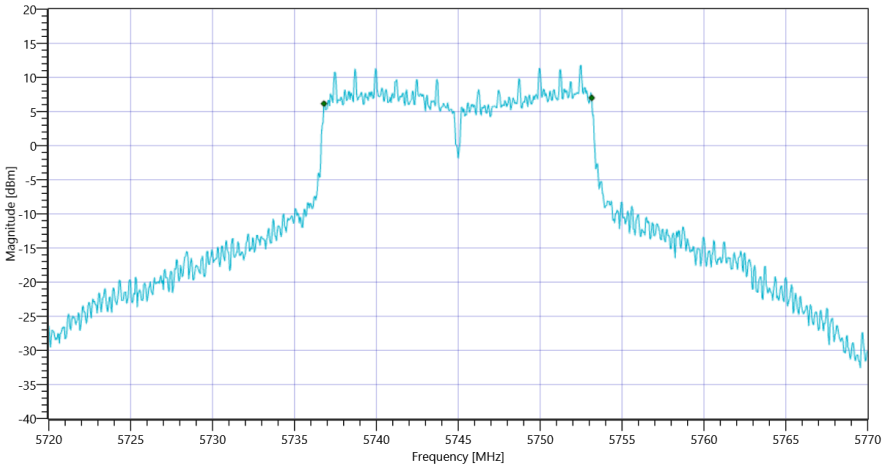

FCC Part 15.407 & ISED Minimum Emission BW ~ WLAN5Gx a mode U-NII-3

General verdict	PASS

FCC Part 15.407 & ISED Minimum Emission BW ~ WLAN5Gx a mode U-NII-3

Test References	
TC Start	29.03.2022 16:32:47
Ambit Temp [°C] | Humidity [rel%]	25.1 | 23
System Version	3.0.5.9
Test Specification	FCC Part 15.407
Test Method	KDB789033 D02, C.2.
TC Version	0.0.1
My Description	FCC 15.407 Min Emission Bandwidth - WLAN5Gx a mode U-NII-3
Add. Information	

EUT Common Settings WLAN5Gx	
Number of Antenna Ports	4
User Interaction	No
Device Class UNII_1	AP indoor

Test Parameter	
Technology to test	WLAN5Gx a mode U-NII-3
Antenna Port used	3
Temperature	nom
Voltage	nom
Frequency low to test	True | Freq [MHz] 5745
Frequency mid to test	False | Freq [MHz] 5785
Frequency high to test	False | Freq [MHz] 5825
Auto Control enabled Power Supply | Climatic Box	No | No
Additional Path Loss [dB]	0.5
Switched Path	EUT - SignalingUnit - SpectrumAnalyzer

Test Equipment
Signal analyzer,Rohde&Schwarz,FSV-40,1307.9002K40/101042,3.70
Switch matrix,CTCadvanced,SPM-4 NI DAQ,28016133,NI

Test at TX 5745 MHz

RESULT: Reference Power cond.					
Test Description	Lower Limit	Upper Limit	Measured	Unit	Verdict
Ref. Power 1MHz/1MHz cond.	---	---	20.01	dBm	INFO
Ref. Frequency	---	---	5747.000	MHz	INFO

READ SA SETTINGS:	
RefLevel [dBm] | RefLevelOffset [dB] | InpAtt [dB]	32.01 | 17.82 | 30
Start [MHz] | Stop [MHz]	5720.000 | 5770.000
RBW [MHz] | VBW [MHz]	0.100000 | 0.300000
Detector | TraceMode	POS | MAXH
Sweep: Time [ms] | Count | Points per Section | Type	2 | 1500 | 1001 | SWE

RESULT					
Test Description	Lower Limit	Upper Limit	Measured	Unit	Verdict
Bandwidth (6dB)	0.500	---	15.9	MHz	PASS

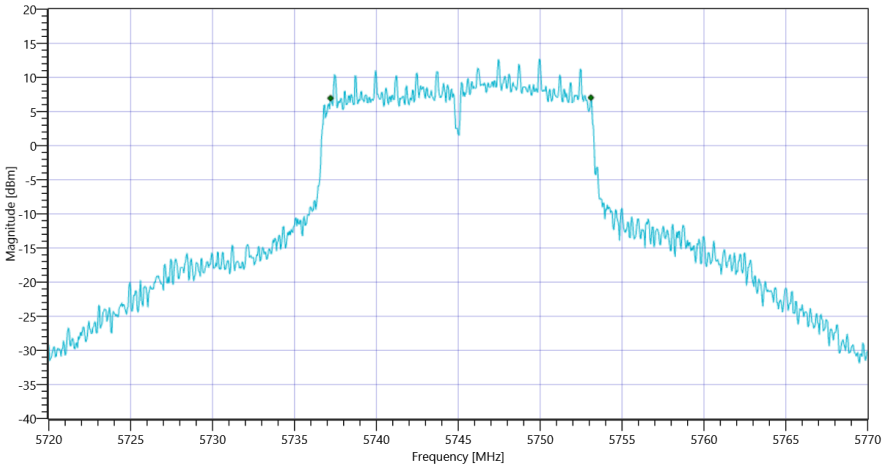

FCC Part 15.407 & ISED Minimum Emission BW ~ WLAN5Gx a mode U-NII-3

General verdict	PASS

FCC Part 15.407 & ISED Minimum Emission BW ~ WLAN5Gx a mode U-NII-3

Test References	
TC Start	29.03.2022 16:37:22
Ambit Temp [°C] | Humidity [rel%]	25.1 | 23
System Version	3.0.5.9
Test Specification	FCC Part 15.407
Test Method	KDB789033 D02, C.2.
TC Version	0.0.1
My Description	FCC 15.407 Min Emission Bandwidth - WLAN5Gx a mode U-NII-3
Add. Information	

EUT Common Settings WLAN5Gx	
Number of Antenna Ports	4
User Interaction	No
Device Class UNII_1	AP indoor

Test Parameter	
Technology to test	WLAN5Gx a mode U-NII-3
Antenna Port used	4
Temperature	nom
Voltage	nom
Frequency low to test	True | Freq [MHz] 5745
Frequency mid to test	False | Freq [MHz] 5785
Frequency high to test	False | Freq [MHz] 5825
Auto Control enabled Power Supply | Climatic Box	No | No
Additional Path Loss [dB]	0.5
Switched Path	EUT - SignalingUnit - SpectrumAnalyzer

Test Equipment
Signal analyzer,Rohde&Schwarz,FSV-40,1307.9002K40/101042,3.70
Switch matrix,CTCadvanced,SPM-4 NI DAQ,28016133,NI

Test at TX 5745 MHz

RESULT: Reference Power cond.					
Test Description	Lower Limit	Upper Limit	Measured	Unit	Verdict
Ref. Power 1MHz/1MHz cond.	---	---	18.51	dBm	INFO
Ref. Frequency	---	---	5749.600	MHz	INFO

READ SA SETTINGS:	
RefLevel [dBm] | RefLevelOffset [dB] | InpAtt [dB]	30.51 | 17.82 | 30
Start [MHz] | Stop [MHz]	5720.000 | 5770.000
RBW [MHz] | VBW [MHz]	0.100000 | 0.300000
Detector | TraceMode	POS | MAXH
Sweep: Time [ms] | Count | Points per Section | Type	2 | 1500 | 1001 | SWE

RESULT					
Test Description	Lower Limit	Upper Limit	Measured	Unit	Verdict
Bandwidth (6dB)	0.500	---	16	MHz	PASS

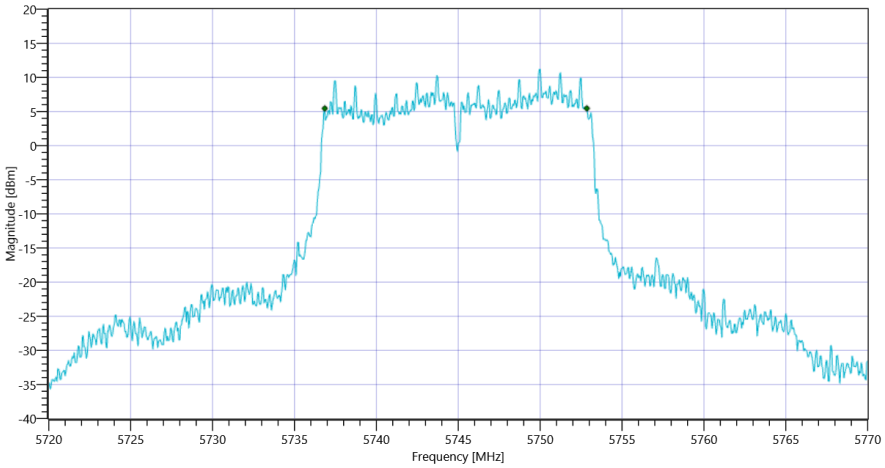

FCC Part 15.407 & ISED Minimum Emission BW ~ WLAN5Gx a mode U-NII-3

General verdict	PASS

- END OF DOCUMENT -