RESULT					
Test Description	Lower Limit	Upper Limit	Measured	Unit	Verdict
Max Output Power DC corrected	---	30	20.94	dBm	PASS
Limit by: 11 dBm + 10 log Bandwidth					
Max Output Power DC corrected	---	24.48	20.94	dBm	not applicable

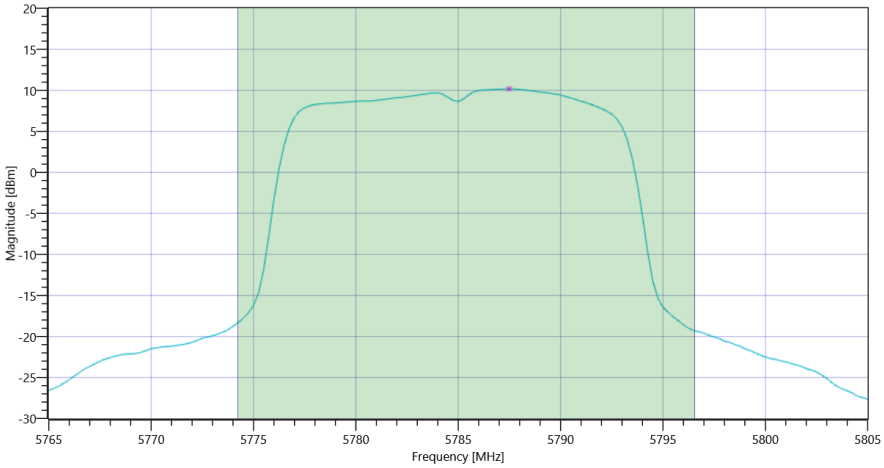

FCC Part 15.407 Max Output Power and PSD ~ WLAN5Gx a mode U-NII-3 Max OP and PSD

Power Spectral Density U-NII-3

READ SA SETTINGS:	
RefLevel [dBm] | RefLevelOffset [dB] | InpAtt [dB]	30.12 | 17.86 | 30
Start [MHz] | Stop [MHz]	5765.000 | 5805.000
RBW [MHz] | VBW [MHz]	0.500000 | 3.000000
Detector | TraceMode	RMS | MAXH
Sweep: Time [ms] | Count | Points per Section | Type	53700 | 1 | 161 | SWE

RESULT					
Test Description	Lower Limit	Upper Limit	Measured	Unit	Verdict
Power Spectral Density	---	---	7.19	dBm/0.5MHz	INFO
Duty Cycle Correction	---	---	0	dB	INFO
Power Spectral Density DC corrected	---	30	7.19	dBm/0.5MHz	PASS

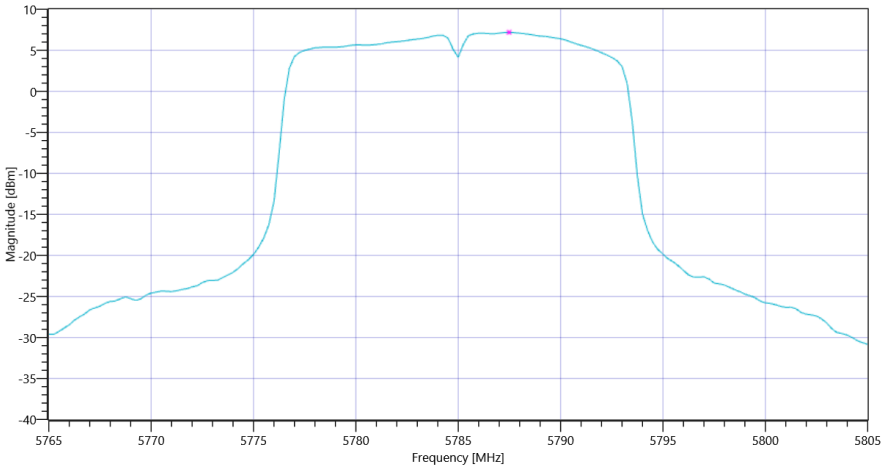

FCC Part 15.407 Max Output Power and PSD ~ WLAN5Gx a mode U-NII-3 PSD UNII-3

General verdict	PASS

FCC Part 15.407 & ISED Bandwidths ~ WLAN5Gx a mode U-NII-3

Test References	
TC Start	29.03.2022 16:36:21
Ambit Temp [°C] | Humidity [rel%]	25.1 | 23
System Version	3.0.5.9
Test Specification	FCC Part 15.407 & ISET RSS-GEN
Test Method	26dB Bandwidth KDB789033 D02, C.1 / ISED RSS-GEN
TC Version	0.0.1
My Description	FCC 15.407 Bandwidths - WLAN5Gx a mode U-NII-3
Add. Information	

EUT Common Settings WLAN5Gx	
Number of Antenna Ports	4
User Interaction	No
Device Class UNII_1	AP indoor

Test Parameter	
Technology to test	WLAN5Gx a mode U-NII-3
Antenna Port used	4
Temperature	nom
Voltage	nom
Frequency low to test	True | Freq [MHz] 5745
Frequency mid to test	False | Freq [MHz] 5785
Frequency high to test	False | Freq [MHz] 5825
Auto Control enabled Power Supply | Climatic Box	No | No
Additional Path Loss [dB]	0.5
Switched Path	EUT - SignalingUnit - SpectrumAnalyzer

Test Equipment
Signal analyzer,Rohde&Schwarz,FSV-40,1307.9002K40/101042,3.70
Switch matrix,CTCadvanced,SPM-4 NI DAQ,28016133,NI

Test at TX 5745 MHz

RESULT: Reference Power cond.					
Test Description	Lower Limit	Upper Limit	Measured	Unit	Verdict
Ref. Power 1MHz/1MHz cond.	---	---	17.91	dBm	INFO
Ref. Frequency	---	---	5750.390	MHz	INFO

READ SA SETTINGS:	
RefLevel [dBm] | RefLevelOffset [dB] | InpAtt [dB]	25.91 | 17.82 | 25
Start [MHz] | Stop [MHz]	5720.000 | 5770.000
RBW [MHz] | VBW [MHz]	0.300000 | 1.000000
Detector | TraceMode	POS | MAXH
Sweep: Time [ms] | Count | Points per Section | Type	1 | 2500 | 1001 | SWE

RESULT					
Test Description	Lower Limit	Upper Limit	Measured	Unit	Verdict
Bandwidth 99%	---	---	16.633	MHz	INFO
T1 99%	5725.000000	---	5736.6583	MHz	PASS
T2 99%	---	5850.000000	5753.2917	MHz	PASS

Plot: Bandwidth only

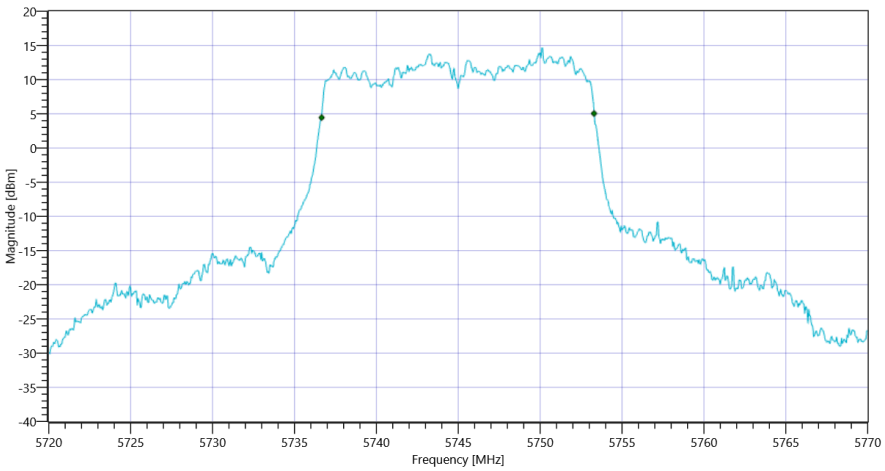

FCC Part 15.407 & ISED Bandwidths ~ WLAN5Gx a mode U-NII-3 99PCT

Plot: Bandwidth within Band

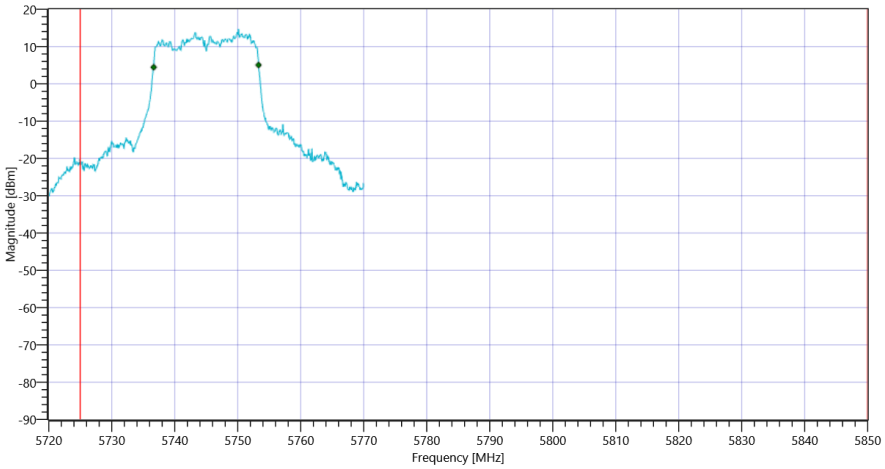

FCC Part 15.407 & ISED Bandwidths ~ WLAN5Gx a mode U-NII-3

RESULT					
Test Description	Lower Limit	Upper Limit	Measured	Unit	Verdict
Bandwidth 20dB	---	---	22.15	MHz	INFO
T1 26dB	5725.000000	---	5735.0500	MHz	PASS
T2 26dB	---	5850.000000	5757.2000	MHz	PASS

Plot: Bandwidth only

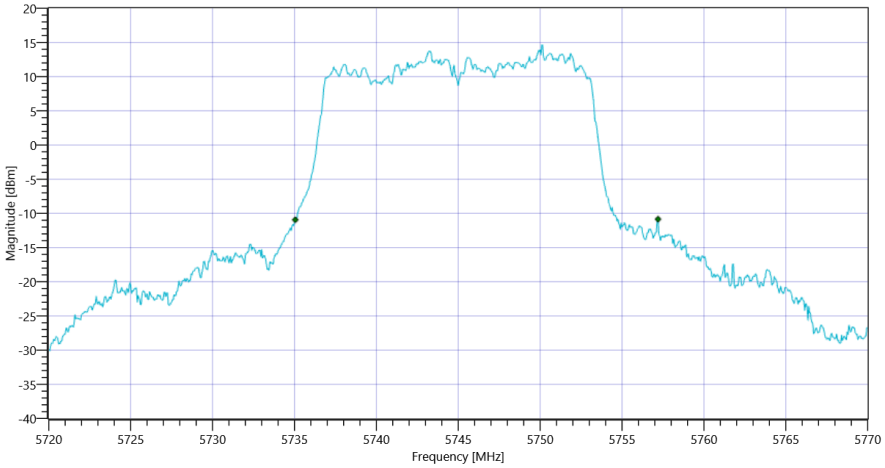

FCC Part 15.407 & ISED Bandwidths ~ WLAN5Gx a mode U-NII-3 26dB

Plot: Bandwidth within Band

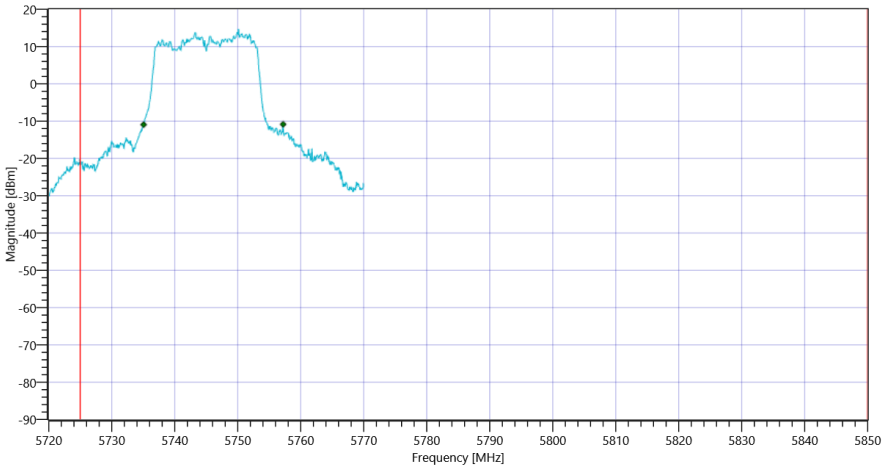

FCC Part 15.407 & ISED Bandwidths ~ WLAN5Gx a mode U-NII-3

General verdict	PASS

FCC Part 15.407 Max Output Power and PSD ~ WLAN5Gx a mode U-NII-3

Test References	
TC Start	29.03.2022 16:33:37
Ambit Temp [°C] | Humidity [rel%]	25.1 | 23
System Version	3.0.5.9
Test Specification	FCC Part 15.407
Test Method	KDB789033 D02, F., E.2.e.
TC Version	0.0.1
My Description	FCC 15.407 Max Output Power & PSD - WLAN5Gx a mode U-NII-3
Add. Information	

EUT Common Settings WLAN5Gx	
Number of Antenna Ports	4
User Interaction	No
Device Class UNII_1	AP indoor

Test Parameter	
Technology to test	WLAN5Gx a mode U-NII-3
Antenna Port used	4
Temperature	nom
Voltage	nom
Frequency low to test	True | Freq [MHz] 5745
Frequency mid to test	False | Freq [MHz] 5785
Frequency high to test	False | Freq [MHz] 5825
Auto Control enabled Power Supply | Climatic Box	No | No
Additional Path Loss [dB]	0.5
Switched Path	EUT - SignalingUnit - SpectrumAnalyzer

Test Equipment
Signal analyzer,Rohde&Schwarz,FSV-40,1307.9002K40/101042,3.70
Switch matrix,CTCadvanced,SPM-4 NI DAQ,28016133,NI

Test at TX 5745 MHz

RESULT: Reference Power cond.					
Test Description	Lower Limit	Upper Limit	Measured	Unit	Verdict
Ref. Power 1MHz/1MHz cond.	---	---	18.93	dBm	INFO
Ref. Frequency	---	---	5750.590	MHz	INFO

Evaluation max. Duty Cycle

Duty Cycle evaluation					
Test Description	Lower Limit	Upper Limit	Measured	Unit	Verdict
Duty Cycle min	---	---	0	dB	DC > 98% defined

Evaluation Bandwidth

RESULT					
Test Description	Lower Limit	Upper Limit	Measured	Unit	Verdict
Bandwidth 26dB	---	---	21.16	MHz	INFO
T1 26dB	---	---	5734.8800	MHz	INFO
T2 26dB	---	---	5756.0400	MHz	INFO

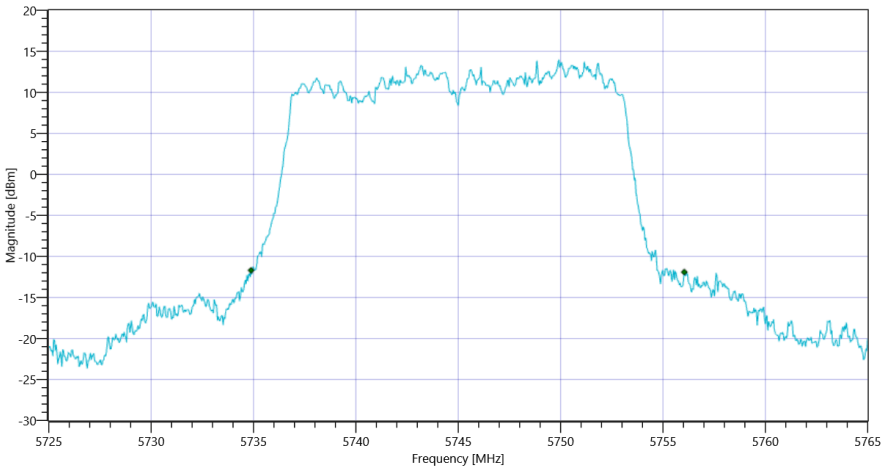

FCC Part 15.407 Max Output Power and PSD ~ WLAN5Gx a mode U-NII-3_BW

Maximum Output Power

READ SA SETTINGS:	
RefLevel [dBm] | RefLevelOffset [dB] | InpAtt [dB]	30.93 | 17.82 | 30
Start [MHz] | Stop [MHz]	5725.000 | 5765.000
RBW [MHz] | VBW [MHz]	1.000000 | 3.000000
Detector | TraceMode	RMS | MAXH
Sweep: Time [ms] | Count | Points per Section | Type	53700 | 1 | 161 | SWE

RESULT					
Test Description	Lower Limit	Upper Limit	Measured	Unit	Verdict
Max Output Power	---	---	21.09	dBm	INFO
Duty Cycle Correction	---	---	0	dB	INFO
Limit absolute					

RESULT					
Test Description	Lower Limit	Upper Limit	Measured	Unit	Verdict
Max Output Power DC corrected	---	30	21.09	dBm	PASS
Limit by: 11 dBm + 10 log Bandwidth					
Max Output Power DC corrected	---	24.26	21.09	dBm	not applicable

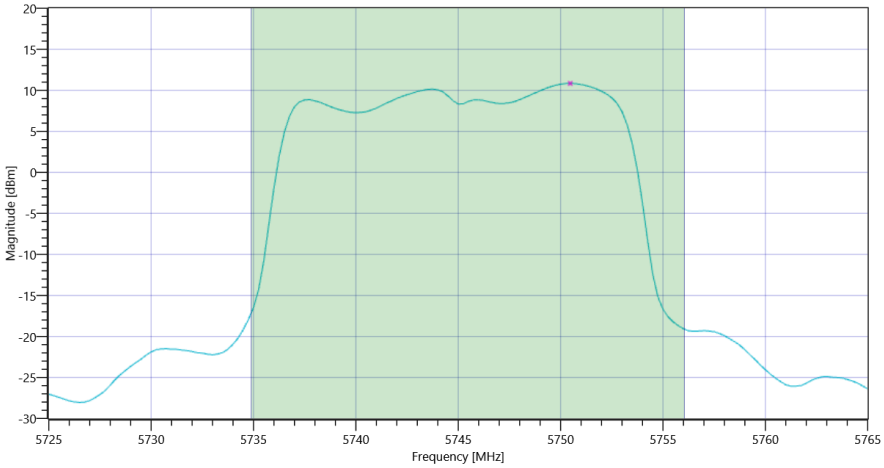

FCC Part 15.407 Max Output Power and PSD ~ WLAN5Gx a mode U-NII-3 Max OP and PSD

Power Spectral Density U-NII-3

READ SA SETTINGS:	
RefLevel [dBm] | RefLevelOffset [dB] | InpAtt [dB]	30.93 | 17.82 | 30
Start [MHz] | Stop [MHz]	5725.000 | 5765.000
RBW [MHz] | VBW [MHz]	0.500000 | 3.000000
Detector | TraceMode	RMS | MAXH
Sweep: Time [ms] | Count | Points per Section | Type	53700 | 1 | 161 | SWE

RESULT					
Test Description	Lower Limit	Upper Limit	Measured	Unit	Verdict
Power Spectral Density	---	---	7.89	dBm/0.5MHz	INFO
Duty Cycle Correction	---	---	0	dB	INFO
Power Spectral Density DC corrected	---	30	7.89	dBm/0.5MHz	PASS

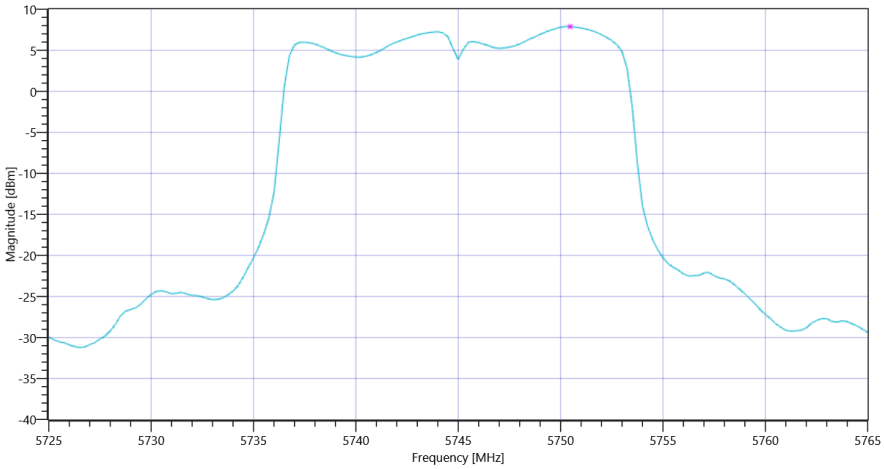

FCC Part 15.407 Max Output Power and PSD ~ WLAN5Gx a mode U-NII-3 PSD UNII-3

General verdict	PASS

FCC Part 15.407 & ISED Bandwidths ~ WLAN5Gx a mode U-NII-3

Test References	
TC Start	29.03.2022 16:31:51
Ambit Temp [°C] | Humidity [rel%]	25.1 | 23
System Version	3.0.5.9
Test Specification	FCC Part 15.407 & ISET RSS-GEN
Test Method	26dB Bandwidth KDB789033 D02, C.1 / ISED RSS-GEN
TC Version	0.0.1
My Description	FCC 15.407 Bandwidths - WLAN5Gx a mode U-NII-3
Add. Information	

EUT Common Settings WLAN5Gx	
Number of Antenna Ports	4
User Interaction	No
Device Class UNII_1	AP indoor

Test Parameter	
Technology to test	WLAN5Gx a mode U-NII-3
Antenna Port used	3
Temperature	nom
Voltage	nom
Frequency low to test	True | Freq [MHz] 5745
Frequency mid to test	False | Freq [MHz] 5785
Frequency high to test	False | Freq [MHz] 5825
Auto Control enabled Power Supply | Climatic Box	No | No
Additional Path Loss [dB]	0.5
Switched Path	EUT - SignalingUnit - SpectrumAnalyzer

Test Equipment
Signal analyzer,Rohde&Schwarz,FSV-40,1307.9002K40/101042,3.70
Switch matrix,CTCadvanced,SPM-4 NI DAQ,28016133,NI

Test at TX 5745 MHz

RESULT: Reference Power cond.					
Test Description	Lower Limit	Upper Limit	Measured	Unit	Verdict
Ref. Power 1MHz/1MHz cond.	---	---	20.28	dBm	INFO
Ref. Frequency	---	---	5747.600	MHz	INFO

READ SA SETTINGS:	
RefLevel [dBm] | RefLevelOffset [dB] | InpAtt [dB]	28.28 | 17.82 | 30
Start [MHz] | Stop [MHz]	5720.000 | 5770.000
RBW [MHz] | VBW [MHz]	0.300000 | 1.000000
Detector | TraceMode	POS | MAXH
Sweep: Time [ms] | Count | Points per Section | Type	1 | 2500 | 1001 | SWE

RESULT					
Test Description	Lower Limit	Upper Limit	Measured	Unit	Verdict
Bandwidth 99%	---	---	17.133	MHz	INFO
T1 99%	5725.000000	---	5736.6084	MHz	PASS
T2 99%	---	5850.000000	5753.7413	MHz	PASS

Plot: Bandwidth only

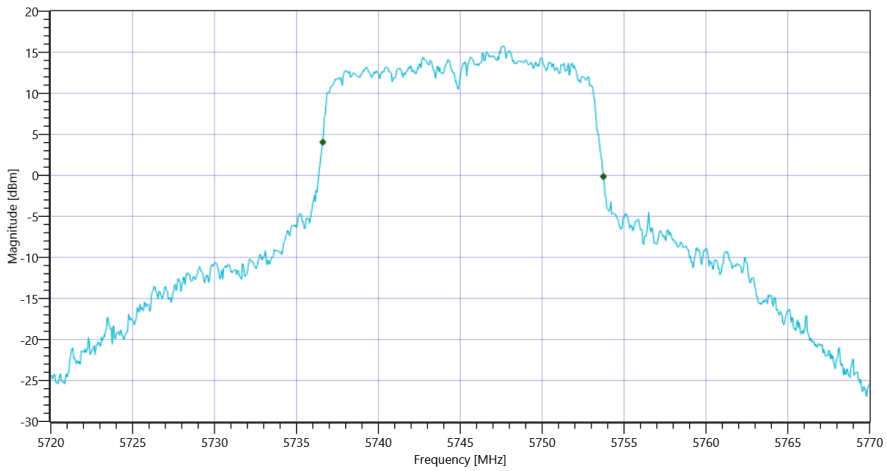

FCC Part 15.407 & ISED Bandwidths ~ WLAN5Gx a mode U-NII-3 99PCT

Plot: Bandwidth within Band

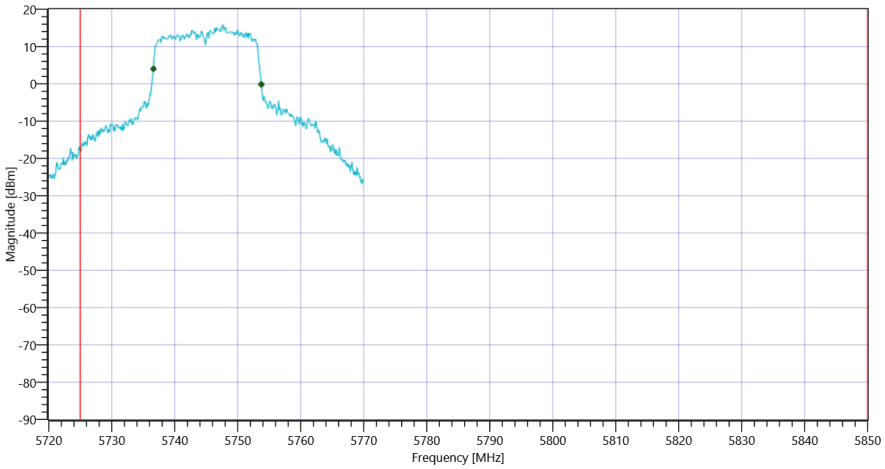

FCC Part 15.407 & ISED Bandwidths ~ WLAN5Gx a mode U-NII-3

RESULT					
Test Description	Lower Limit	Upper Limit	Measured	Unit	Verdict
Bandwidth 20dB	---	---	30.25	MHz	INFO
T1 26dB	5725.000000	---	5732.1500	MHz	PASS
T2 26dB	---	5850.000000	5762.4000	MHz	PASS

Plot: Bandwidth only

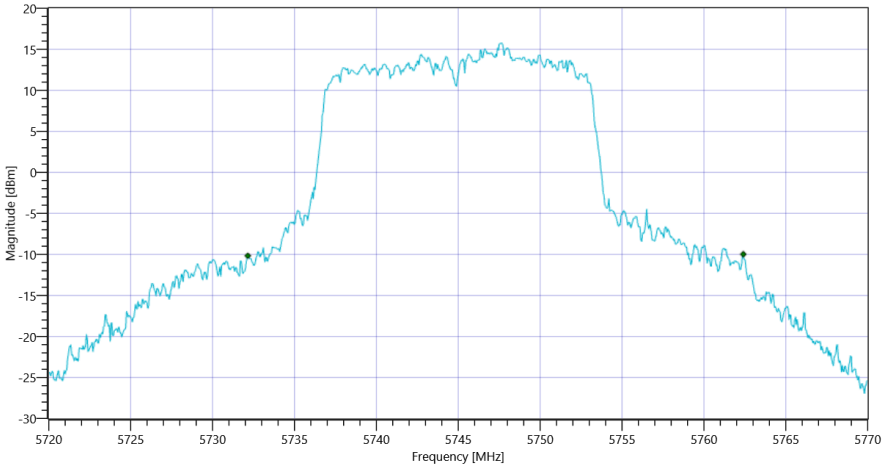

FCC Part 15.407 & ISED Bandwidths ~ WLAN5Gx a mode U-NII-3 26dB

Plot: Bandwidth within Band

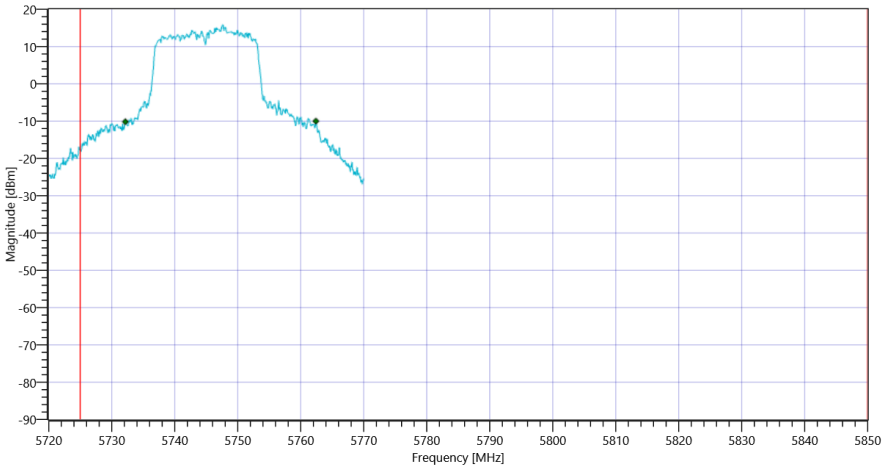

FCC Part 15.407 & ISED Bandwidths ~ WLAN5Gx a mode U-NII-3

General verdict	PASS

FCC Part 15.407 Max Output Power and PSD ~ WLAN5Gx a mode U-NII-3

Test References	
TC Start	29.03.2022 16:29:07
Ambit Temp [°C] | Humidity [rel%]	25.1 | 23
System Version	3.0.5.9
Test Specification	FCC Part 15.407
Test Method	KDB789033 D02, F., E.2.e.
TC Version	0.0.1
My Description	FCC 15.407 Max Output Power & PSD - WLAN5Gx a mode U-NII-3
Add. Information	

EUT Common Settings WLAN5Gx	
Number of Antenna Ports	4
User Interaction	No
Device Class UNII_1	AP indoor

Test Parameter	
Technology to test	WLAN5Gx a mode U-NII-3
Antenna Port used	3
Temperature	nom
Voltage	nom
Frequency low to test	True | Freq [MHz] 5745
Frequency mid to test	False | Freq [MHz] 5785
Frequency high to test	False | Freq [MHz] 5825
Auto Control enabled Power Supply | Climatic Box	No | No
Additional Path Loss [dB]	0.5
Switched Path	EUT - SignalingUnit - SpectrumAnalyzer

Test Equipment
Signal analyzer,Rohde&Schwarz,FSV-40,1307.9002K40/101042,3.70
Switch matrix,CTCadvanced,SPM-4 NI DAQ,28016133,NI

Test at TX 5745 MHz

RESULT: Reference Power cond.					
Test Description	Lower Limit	Upper Limit	Measured	Unit	Verdict
Ref. Power 1MHz/1MHz cond.	---	---	20.41	dBm	INFO
Ref. Frequency	---	---	5748.000	MHz	INFO

Evaluation max. Duty Cycle

Duty Cycle evaluation					
Test Description	Lower Limit	Upper Limit	Measured	Unit	Verdict
Duty Cycle min	---	---	0	dB	DC > 98% defined

Evaluation Bandwidth

RESULT					
Test Description	Lower Limit	Upper Limit	Measured	Unit	Verdict
Bandwidth 26dB	---	---	29.28	MHz	INFO
T1 26dB	---	---	5732.1200	MHz	INFO
T2 26dB	---	---	5761.4000	MHz	INFO

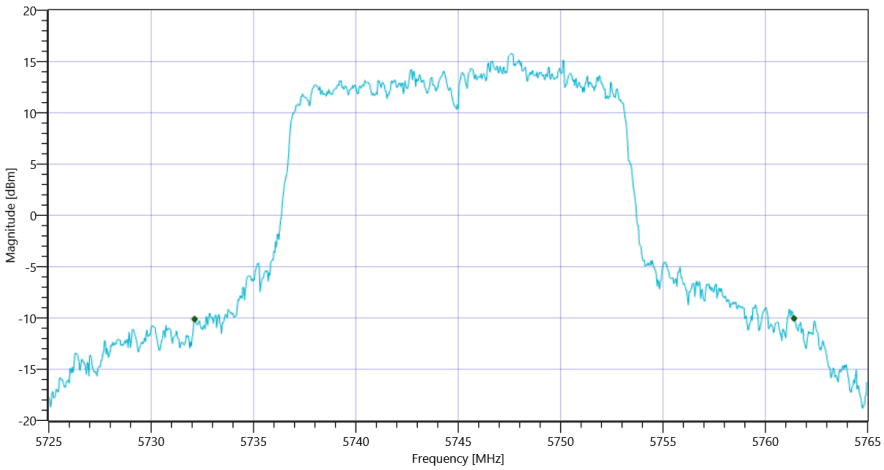

FCC Part 15.407 Max Output Power and PSD ~ WLAN5Gx a mode U-NII-3_BW

Maximum Output Power

READ SA SETTINGS:	
RefLevel [dBm] | RefLevelOffset [dB] | InpAtt [dB]	32.41 | 17.82 | 30
Start [MHz] | Stop [MHz]	5725.000 | 5765.000
RBW [MHz] | VBW [MHz]	1.000000 | 3.000000
Detector | TraceMode	RMS | MAXH
Sweep: Time [ms] | Count | Points per Section | Type	53700 | 1 | 161 | SWE

RESULT					
Test Description	Lower Limit	Upper Limit	Measured	Unit	Verdict
Max Output Power	---	---	22.77	dBm	INFO
Duty Cycle Correction	---	---	0	dB	INFO
Limit absolute					

RESULT					
Test Description	Lower Limit	Upper Limit	Measured	Unit	Verdict
Max Output Power DC corrected	---	30	22.77	dBm	PASS
Limit by: 11 dBm + 10 log Bandwidth					
Max Output Power DC corrected	---	25.67	22.77	dBm	not applicable

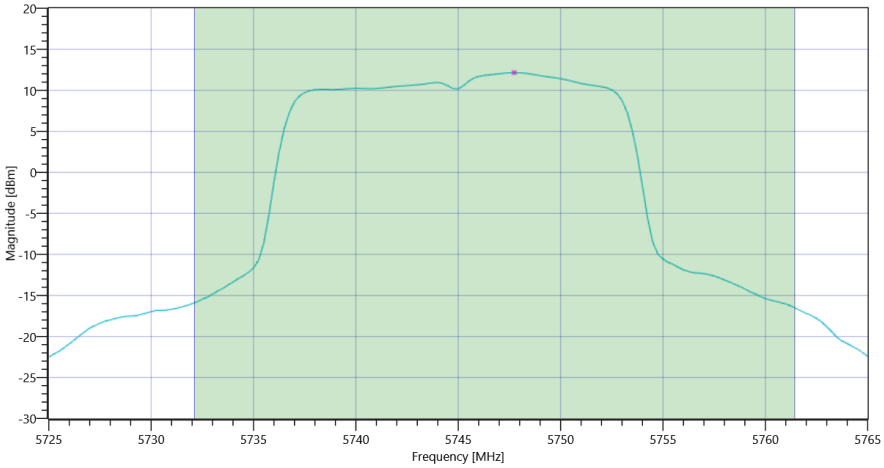

FCC Part 15.407 Max Output Power and PSD ~ WLAN5Gx a mode U-NII-3 Max OP and PSD

Power Spectral Density U-NII-3

READ SA SETTINGS:	
RefLevel [dBm] | RefLevelOffset [dB] | InpAtt [dB]	32.41 | 17.82 | 30
Start [MHz] | Stop [MHz]	5725.000 | 5765.000
RBW [MHz] | VBW [MHz]	0.500000 | 3.000000
Detector | TraceMode	RMS | MAXH
Sweep: Time [ms] | Count | Points per Section | Type	53700 | 1 | 161 | SWE

RESULT					
Test Description	Lower Limit	Upper Limit	Measured	Unit	Verdict
Power Spectral Density	---	---	9.19	dBm/0.5MHz	INFO
Duty Cycle Correction	---	---	0	dB	INFO
Power Spectral Density DC corrected	---	30	9.19	dBm/0.5MHz	PASS

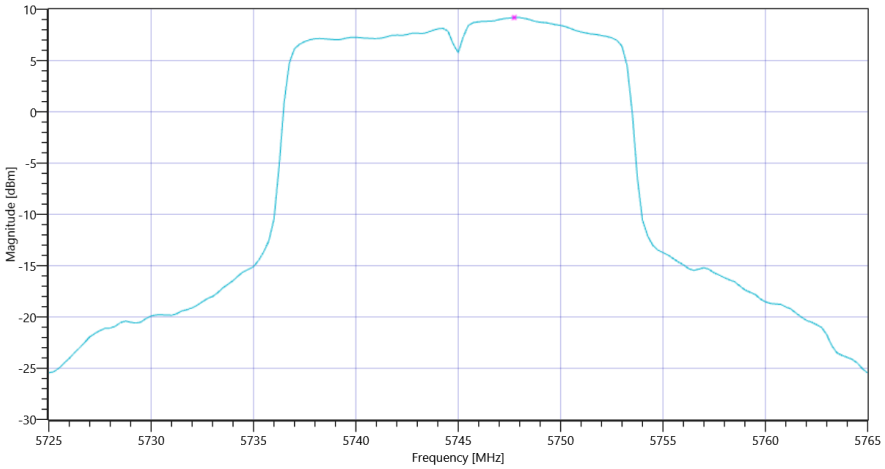

FCC Part 15.407 Max Output Power and PSD ~ WLAN5Gx a mode U-NII-3 PSD UNII-3

General verdict	PASS

FCC Part 15.407 & ISED Bandwidths ~ WLAN5Gx a mode U-NII-3

Test References	
TC Start	29.03.2022 16:27:20
Ambit Temp [°C] | Humidity [rel%]	25.1 | 23
System Version	3.0.5.9
Test Specification	FCC Part 15.407 & ISET RSS-GEN
Test Method	26dB Bandwidth KDB789033 D02, C.1 / ISED RSS-GEN
TC Version	0.0.1
My Description	FCC 15.407 Bandwidths - WLAN5Gx a mode U-NII-3
Add. Information	

EUT Common Settings WLAN5Gx	
Number of Antenna Ports	4
User Interaction	No
Device Class UNII_1	AP indoor

Test Parameter	
Technology to test	WLAN5Gx a mode U-NII-3
Antenna Port used	2
Temperature	nom
Voltage	nom
Frequency low to test	True | Freq [MHz] 5745
Frequency mid to test	False | Freq [MHz] 5785
Frequency high to test	False | Freq [MHz] 5825
Auto Control enabled Power Supply | Climatic Box	No | No
Additional Path Loss [dB]	0.5
Switched Path	EUT - SignalingUnit - SpectrumAnalyzer

Test Equipment
Signal analyzer,Rohde&Schwarz,FSV-40,1307.9002K40/101042,3.70
Switch matrix,CTCadvanced,SPM-4 NI DAQ,28016133,NI

Test at TX 5745 MHz

RESULT: Reference Power cond.					
Test Description	Lower Limit	Upper Limit	Measured	Unit	Verdict
Ref. Power 1MHz/1MHz cond.	---	---	18.63	dBm	INFO
Ref. Frequency	---	---	5740.400	MHz	INFO

READ SA SETTINGS:	
RefLevel [dBm] | RefLevelOffset [dB] | InpAtt [dB]	26.63 | 17.82 | 25
Start [MHz] | Stop [MHz]	5720.000 | 5770.000
RBW [MHz] | VBW [MHz]	0.300000 | 1.000000
Detector | TraceMode	POS | MAXH
Sweep: Time [ms] | Count | Points per Section | Type	1 | 2500 | 1001 | SWE

RESULT					
Test Description	Lower Limit	Upper Limit	Measured	Unit	Verdict
Bandwidth 99%	---	---	19.181	MHz	INFO
T1 99%	5725.000000	---	5735.8591	MHz	PASS
T2 99%	---	5850.000000	5755.0400	MHz	PASS

Plot: Bandwidth only

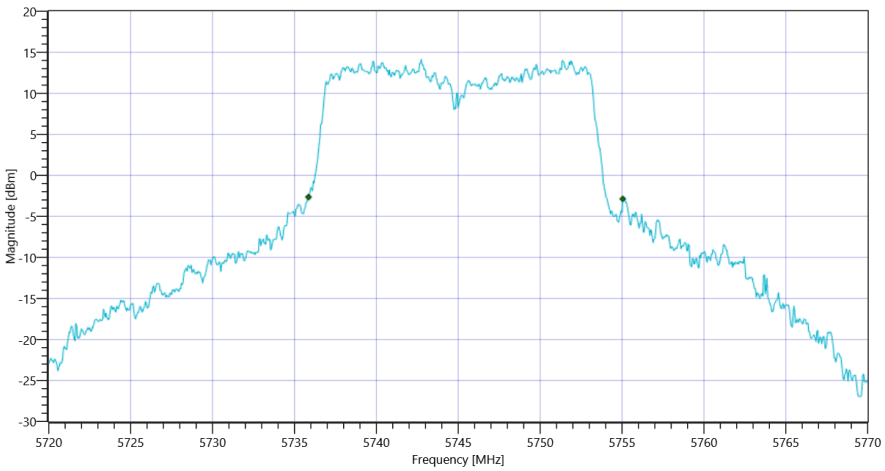

FCC Part 15.407 & ISED Bandwidths ~ WLAN5Gx a mode U-NII-3 99PCT

Plot: Bandwidth within Band

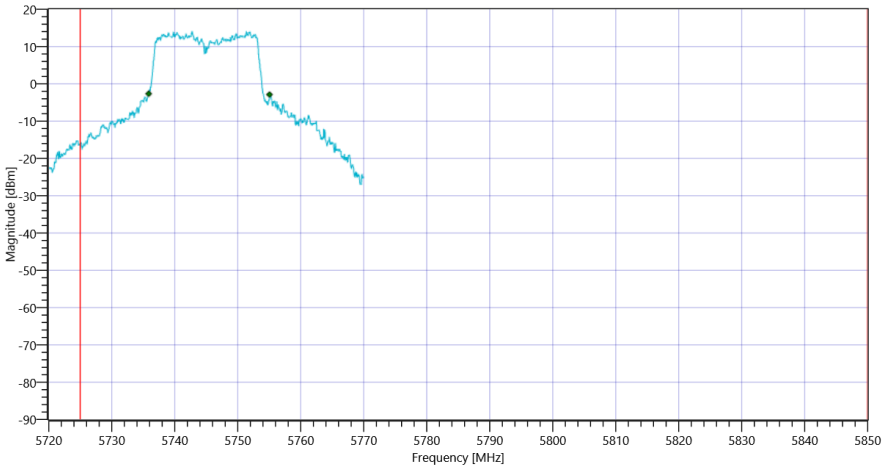

FCC Part 15.407 & ISED Bandwidths ~ WLAN5Gx a mode U-NII-3

RESULT					
Test Description	Lower Limit	Upper Limit	Measured	Unit	Verdict
Bandwidth 20dB	---	---	34.2	MHz	INFO
T1 26dB	5725.000000	---	5728.3000	MHz	PASS
T2 26dB	---	5850.000000	5762.5000	MHz	PASS

Plot: Bandwidth only

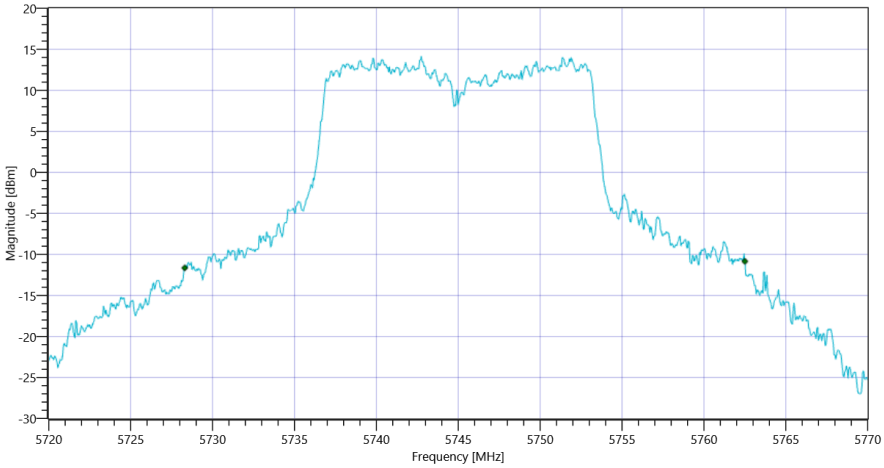

FCC Part 15.407 & ISED Bandwidths ~ WLAN5Gx a mode U-NII-3 26dB

Plot: Bandwidth within Band

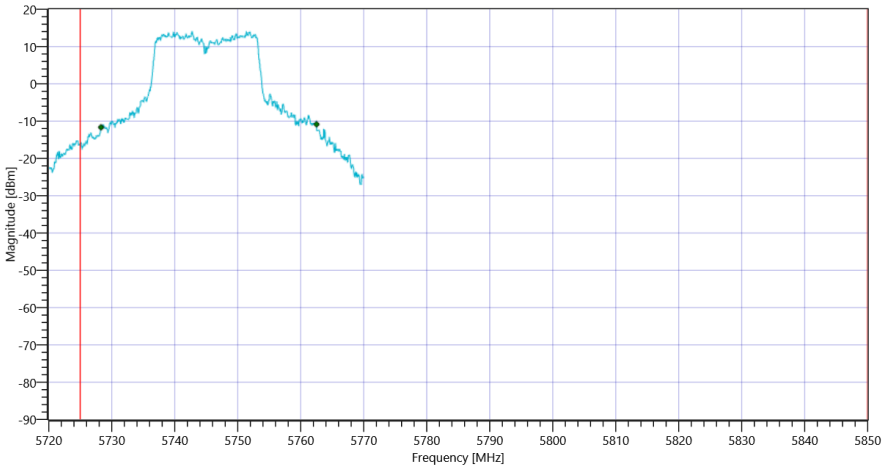

FCC Part 15.407 & ISED Bandwidths ~ WLAN5Gx a mode U-NII-3

General verdict	PASS

FCC Part 15.407 Max Output Power and PSD ~ WLAN5Gx a mode U-NII-3

Test References	
TC Start	29.03.2022 16:24:36
Ambit Temp [°C] | Humidity [rel%]	25.1 | 23
System Version	3.0.5.9
Test Specification	FCC Part 15.407
Test Method	KDB789033 D02, F., E.2.e.
TC Version	0.0.1
My Description	FCC 15.407 Max Output Power & PSD - WLAN5Gx a mode U-NII-3
Add. Information	

EUT Common Settings WLAN5Gx	
Number of Antenna Ports	4
User Interaction	No
Device Class UNII_1	AP indoor

Test Parameter	
Technology to test	WLAN5Gx a mode U-NII-3
Antenna Port used	2
Temperature	nom
Voltage	nom
Frequency low to test	True | Freq [MHz] 5745
Frequency mid to test	False | Freq [MHz] 5785
Frequency high to test	False | Freq [MHz] 5825
Auto Control enabled Power Supply | Climatic Box	No | No
Additional Path Loss [dB]	0.5
Switched Path	EUT - SignalingUnit - SpectrumAnalyzer

Test Equipment
Signal analyzer,Rohde&Schwarz,FSV-40,1307.9002K40/101042,3.70
Switch matrix,CTCadvanced,SPM-4 NI DAQ,28016133,NI

Test at TX 5745 MHz

RESULT: Reference Power cond.					
Test Description	Lower Limit	Upper Limit	Measured	Unit	Verdict
Ref. Power 1MHz/1MHz cond.	---	---	19.11	dBm	INFO
Ref. Frequency	---	---	5752.390	MHz	INFO

Evaluation max. Duty Cycle

Duty Cycle evaluation					
Test Description	Lower Limit	Upper Limit	Measured	Unit	Verdict
Duty Cycle min	---	---	0	dB	DC > 98% defined

Evaluation Bandwidth

RESULT					
Test Description	Lower Limit	Upper Limit	Measured	Unit	Verdict
Bandwidth 26dB	---	---	34.12	MHz	INFO
T1 26dB	---	---	5728.3200	MHz	INFO
T2 26dB	---	---	5762.4400	MHz	INFO

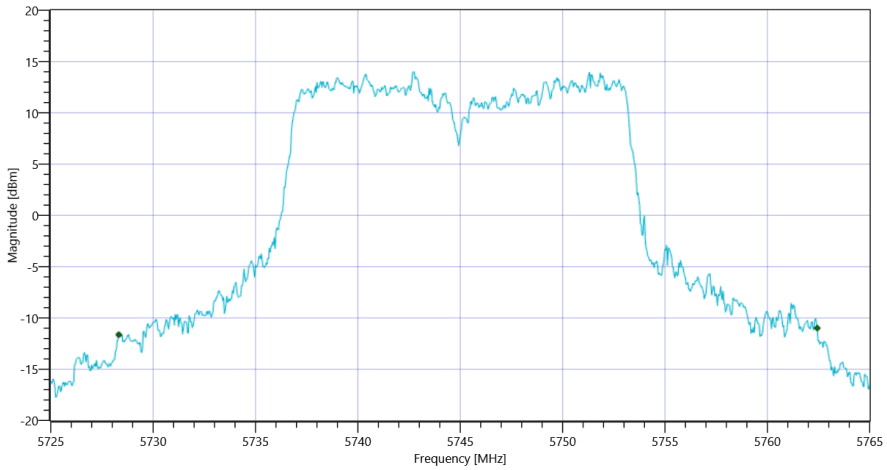

FCC Part 15.407 Max Output Power and PSD ~ WLAN5Gx a mode U-NII-3_BW

Maximum Output Power

READ SA SETTINGS:	
RefLevel [dBm] | RefLevelOffset [dB] | InpAtt [dB]	31.11 | 17.82 | 30
Start [MHz] | Stop [MHz]	5725.000 | 5765.000
RBW [MHz] | VBW [MHz]	1.000000 | 3.000000
Detector | TraceMode	RMS | MAXH
Sweep: Time [ms] | Count | Points per Section | Type	53700 | 1 | 161 | SWE

RESULT					
Test Description	Lower Limit	Upper Limit	Measured	Unit	Verdict
Max Output Power	---	---	21.94	dBm	INFO
Duty Cycle Correction	---	---	0	dB	INFO
Limit absolute					

RESULT					
Test Description	Lower Limit	Upper Limit	Measured	Unit	Verdict
Max Output Power DC corrected	---	30	21.94	dBm	PASS
Limit by: 11 dBm + 10 log Bandwidth					
Max Output Power DC corrected	---	26.33	21.94	dBm	not applicable

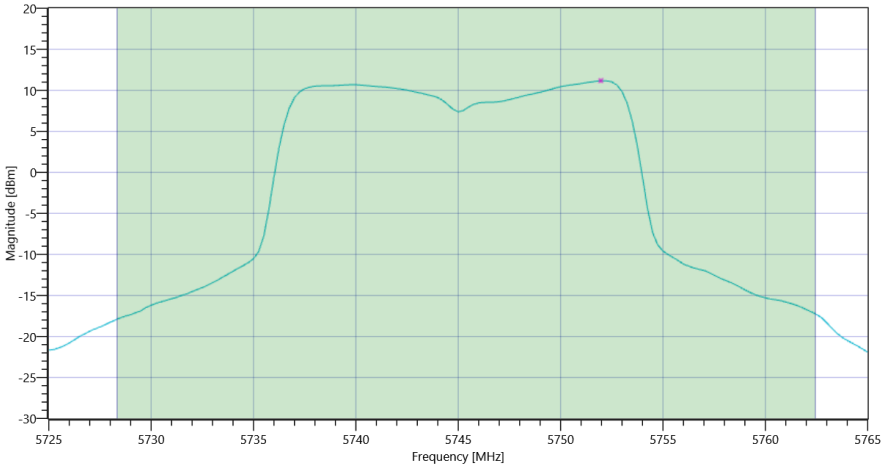

FCC Part 15.407 Max Output Power and PSD ~ WLAN5Gx a mode U-NII-3 Max OP and PSD

Power Spectral Density U-NII-3

READ SA SETTINGS:	
RefLevel [dBm] | RefLevelOffset [dB] | InpAtt [dB]	31.11 | 17.82 | 30
Start [MHz] | Stop [MHz]	5725.000 | 5765.000
RBW [MHz] | VBW [MHz]	0.500000 | 3.000000
Detector | TraceMode	RMS | MAXH
Sweep: Time [ms] | Count | Points per Section | Type	53700 | 1 | 161 | SWE

RESULT					
Test Description	Lower Limit	Upper Limit	Measured	Unit	Verdict
Power Spectral Density	---	---	8.22	dBm/0.5MHz	INFO
Duty Cycle Correction	---	---	0	dB	INFO
Power Spectral Density DC corrected	---	30	8.22	dBm/0.5MHz	PASS

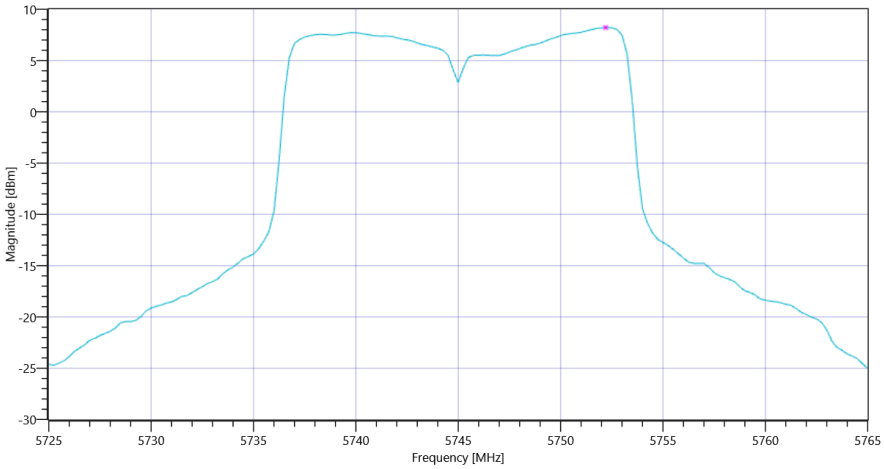

FCC Part 15.407 Max Output Power and PSD ~ WLAN5Gx a mode U-NII-3 PSD UNII-3

General verdict	PASS

FCC Part 15.407 & ISED Bandwidths ~ WLAN5Gx a mode U-NII-3

Test References	
TC Start	29.03.2022 16:22:50
Ambit Temp [°C] | Humidity [rel%]	25.1 | 23
System Version	3.0.5.9
Test Specification	FCC Part 15.407 & ISET RSS-GEN
Test Method	26dB Bandwidth KDB789033 D02, C.1 / ISED RSS-GEN
TC Version	0.0.1
My Description	FCC 15.407 Bandwidths - WLAN5Gx a mode U-NII-3
Add. Information	

EUT Common Settings WLAN5Gx	
Number of Antenna Ports	4
User Interaction	No
Device Class UNII_1	AP indoor

Test Parameter	
Technology to test	WLAN5Gx a mode U-NII-3
Antenna Port used	1
Temperature	nom
Voltage	nom
Frequency low to test	True | Freq [MHz] 5745
Frequency mid to test	False | Freq [MHz] 5785
Frequency high to test	False | Freq [MHz] 5825
Auto Control enabled Power Supply | Climatic Box	No | No
Additional Path Loss [dB]	0.5
Switched Path	EUT - SignalingUnit - SpectrumAnalyzer

Test Equipment
Signal analyzer,Rohde&Schwarz,FSV-40,1307.9002K40/101042,3.70
Switch matrix,CTCadvanced,SPM-4 NI DAQ,28016133,NI

Test at TX 5745 MHz

RESULT: Reference Power cond.					
Test Description	Lower Limit	Upper Limit	Measured	Unit	Verdict
Ref. Power 1MHz/1MHz cond.	---	---	16.88	dBm	INFO
Ref. Frequency	---	---	5742.800	MHz	INFO

READ SA SETTINGS:	
RefLevel [dBm] | RefLevelOffset [dB] | InpAtt [dB]	24.88 | 17.82 | 25
Start [MHz] | Stop [MHz]	5720.000 | 5770.000
RBW [MHz] | VBW [MHz]	0.300000 | 1.000000
Detector | TraceMode	POS | MAXH
Sweep: Time [ms] | Count | Points per Section | Type	1 | 2500 | 1001 | SWE

RESULT					
Test Description	Lower Limit	Upper Limit	Measured	Unit	Verdict
Bandwidth 99%	---	---	16.733	MHz	INFO
T1 99%	5725.000000	---	5736.7083	MHz	PASS
T2 99%	---	5850.000000	5753.4416	MHz	PASS

Plot: Bandwidth only

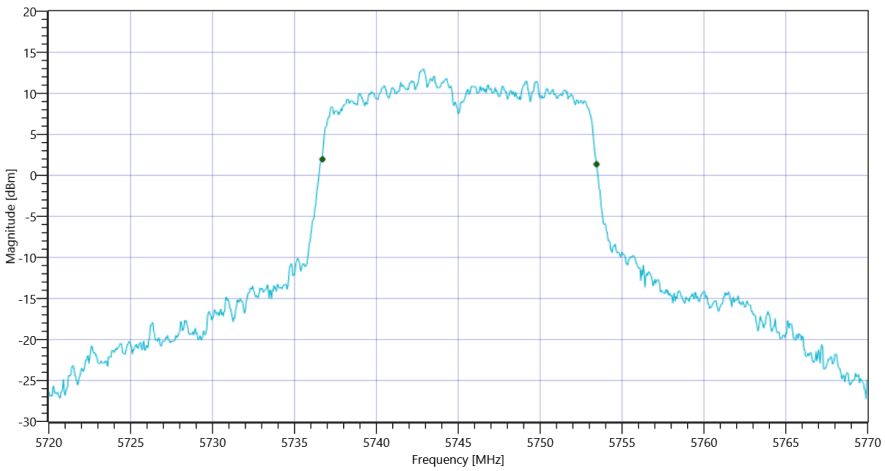

FCC Part 15.407 & ISED Bandwidths ~ WLAN5Gx a mode U-NII-3 99PCT

Plot: Bandwidth within Band

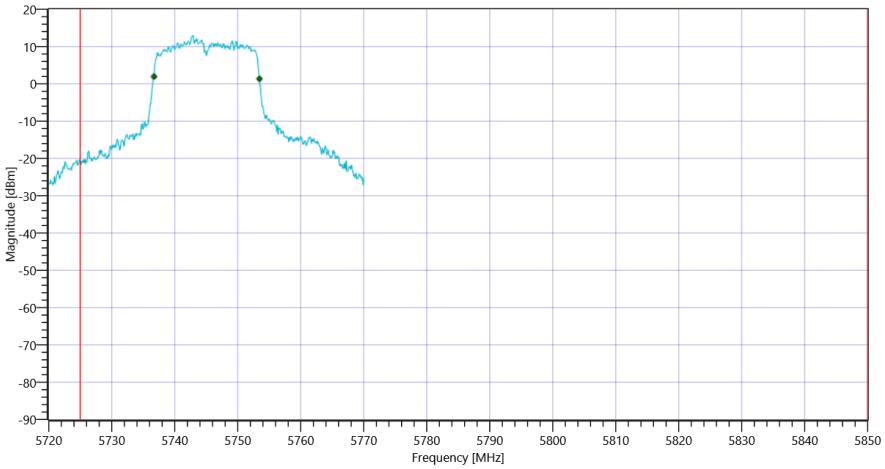

FCC Part 15.407 & ISED Bandwidths ~ WLAN5Gx a mode U-NII-3

RESULT					
Test Description	Lower Limit	Upper Limit	Measured	Unit	Verdict
Bandwidth 20dB	---	---	22.6	MHz	INFO
T1 26dB	5725.000000	---	5734.6500	MHz	PASS
T2 26dB	---	5850.000000	5757.2500	MHz	PASS

Plot: Bandwidth only

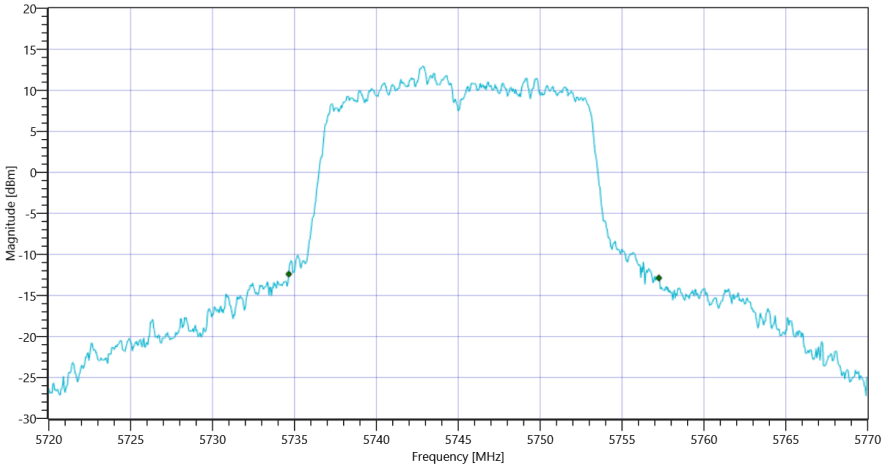

FCC Part 15.407 & ISED Bandwidths ~ WLAN5Gx a mode U-NII-3 26dB

Plot: Bandwidth within Band

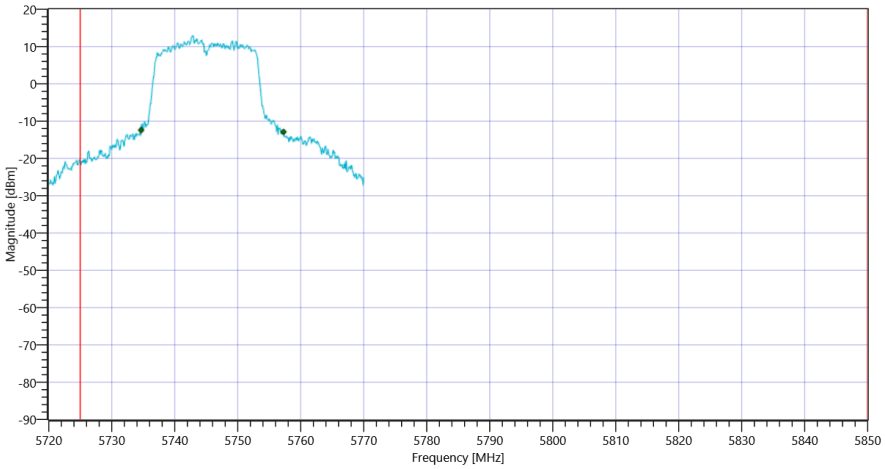

FCC Part 15.407 & ISED Bandwidths ~ WLAN5Gx a mode U-NII-3

General verdict	PASS

FCC Part 15.407 Max Output Power and PSD ~ WLAN5Gx a mode U-NII-3

Test References	
TC Start	29.03.2022 16:20:08
Ambit Temp [°C] | Humidity [rel%]	25.1 | 23
System Version	3.0.5.9
Test Specification	FCC Part 15.407
Test Method	KDB789033 D02, F., E.2.e.
TC Version	0.0.1
My Description	FCC 15.407 Max Output Power & PSD - WLAN5Gx a mode U-NII-3
Add. Information	

EUT Common Settings WLAN5Gx	
Number of Antenna Ports	4
User Interaction	No
Device Class UNII_1	AP indoor

Test Parameter	
Technology to test	WLAN5Gx a mode U-NII-3
Antenna Port used	1
Temperature	nom
Voltage	nom
Frequency low to test	True | Freq [MHz] 5745
Frequency mid to test	False | Freq [MHz] 5785
Frequency high to test	False | Freq [MHz] 5825
Auto Control enabled Power Supply | Climatic Box	No | No
Additional Path Loss [dB]	0.5
Switched Path	EUT - SignalingUnit - SpectrumAnalyzer

Test Equipment
Signal analyzer,Rohde&Schwarz,FSV-40,1307.9002K40/101042,3.70
Switch matrix,CTCadvanced,SPM-4 NI DAQ,28016133,NI

Test at TX 5745 MHz

RESULT: Reference Power cond.					
Test Description	Lower Limit	Upper Limit	Measured	Unit	Verdict
Ref. Power 1MHz/1MHz cond.	---	---	17.05	dBm	INFO
Ref. Frequency	---	---	5743.400	MHz	INFO

Evaluation max. Duty Cycle

Duty Cycle evaluation					
Test Description	Lower Limit	Upper Limit	Measured	Unit	Verdict
Duty Cycle min	---	---	0	dB	DC > 98% defined

Evaluation Bandwidth

RESULT					
Test Description	Lower Limit	Upper Limit	Measured	Unit	Verdict
Bandwidth 26dB	---	---	22.12	MHz	INFO
T1 26dB	---	---	5734.6400	MHz	INFO
T2 26dB	---	---	5756.7600	MHz	INFO

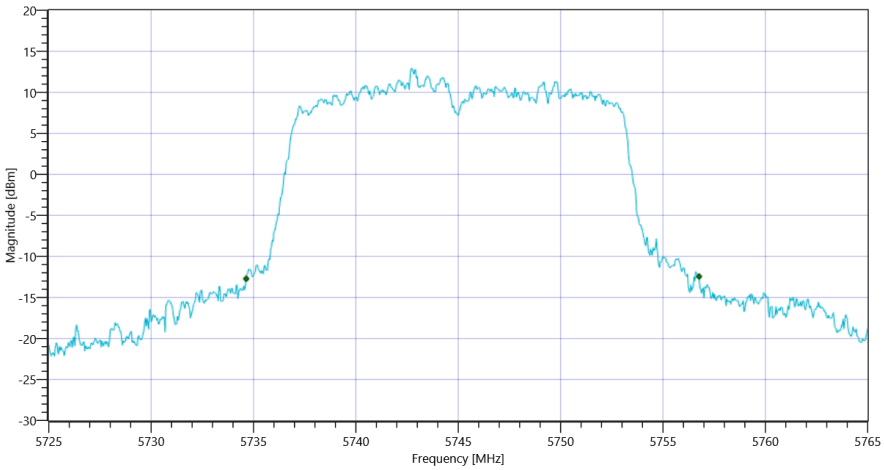

FCC Part 15.407 Max Output Power and PSD ~ WLAN5Gx a mode U-NII-3_BW

Maximum Output Power

READ SA SETTINGS:	
RefLevel [dBm] | RefLevelOffset [dB] | InpAtt [dB]	29.05 | 17.82 | 30
Start [MHz] | Stop [MHz]	5725.000 | 5765.000
RBW [MHz] | VBW [MHz]	1.000000 | 3.000000
Detector | TraceMode	RMS | MAXH
Sweep: Time [ms] | Count | Points per Section | Type	53700 | 1 | 161 | SWE

RESULT					
Test Description	Lower Limit	Upper Limit	Measured	Unit	Verdict
Max Output Power	---	---	19.74	dBm	INFO
Duty Cycle Correction	---	---	0	dB	INFO
Limit absolute					

RESULT					
Test Description	Lower Limit	Upper Limit	Measured	Unit	Verdict
Max Output Power DC corrected	---	30	19.74	dBm	PASS
Limit by: 11 dBm + 10 log Bandwidth					
Max Output Power DC corrected	---	24.45	19.74	dBm	not applicable

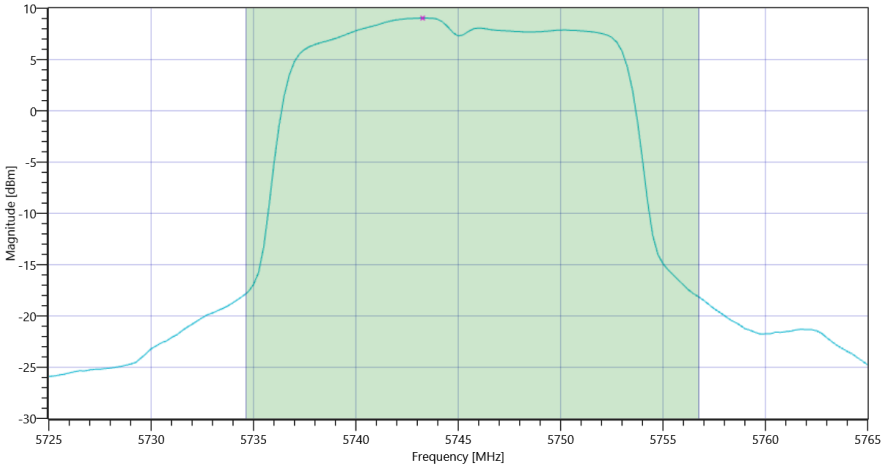

FCC Part 15.407 Max Output Power and PSD ~ WLAN5Gx a mode U-NII-3 Max OP and PSD

Power Spectral Density U-NII-3

READ SA SETTINGS:	
RefLevel [dBm] | RefLevelOffset [dB] | InpAtt [dB]	29.05 | 17.82 | 30
Start [MHz] | Stop [MHz]	5725.000 | 5765.000
RBW [MHz] | VBW [MHz]	0.500000 | 3.000000
Detector | TraceMode	RMS | MAXH
Sweep: Time [ms] | Count | Points per Section | Type	53700 | 1 | 161 | SWE

RESULT					
Test Description	Lower Limit	Upper Limit	Measured	Unit	Verdict
Power Spectral Density	---	---	6.1	dBm/0.5MHz	INFO
Duty Cycle Correction	---	---	0	dB	INFO
Power Spectral Density DC corrected	---	30	6.1	dBm/0.5MHz	PASS

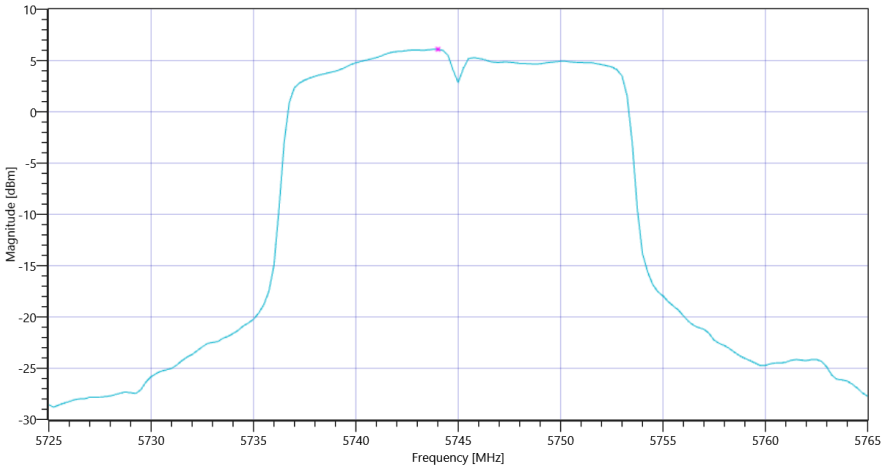

FCC Part 15.407 Max Output Power and PSD ~ WLAN5Gx a mode U-NII-3 PSD UNII-3

General verdict	PASS

FCC Part 15.407 & ISED Bandwidths ~ WLAN5Gx a mode U-NII-2C

Test References	
TC Start	04.04.2022 16:31:11
Ambit Temp [°C] | Humidity [rel%]	29.5 | 15
System Version	3.0.6.0
Test Specification	FCC Part 15.407 & ISET RSS-GEN
Test Method	26dB Bandwidth KDB789033 D02, C.1 / ISED RSS-GEN
TC Version	0.0.1
My Description	FCC 15.407 Bandwidths - WLAN5Gx a mode U-NII-2C
Add. Information	

EUT Common Settings WLAN5Gx	
Number of Antenna Ports	4
User Interaction	No
Device Class UNII_1	AP indoor

Test Parameter	
Technology to test	WLAN5Gx a mode U-NII-2C
Antenna Port used	4
Temperature	nom
Voltage	nom
Frequency low to test	False | Freq [MHz] 5500
Frequency mid to test	False | Freq [MHz] 5600
Frequency high to test	True | Freq [MHz] 5700
Auto Control enabled Power Supply | Climatic Box	No | No
Additional Path Loss [dB]	0.5
Switched Path	EUT - SignalingUnit - SpectrumAnalyzer

Test Equipment
Signal analyzer,Rohde&Schwarz,FSV-30,1321.3008K30/103809,3.70
Switch matrix,CTCadvanced,RSM-1 NI DAQ,29655273,NI

Test at TX 5700 MHz

RESULT: Reference Power cond.					
Test Description	Lower Limit	Upper Limit	Measured	Unit	Verdict
Ref. Power 1MHz/1MHz cond.	---	---	13.58	dBm	INFO
Ref. Frequency	---	---	5697.000	MHz	INFO

READ SA SETTINGS:	
RefLevel [dBm] | RefLevelOffset [dB] | InpAtt [dB]	21.58 | 11.14 | 30
Start [MHz] | Stop [MHz]	5675.000 | 5725.000
RBW [MHz] | VBW [MHz]	0.300000 | 1.000000
Detector | TraceMode	POS | MAXH
Sweep: Time [ms] | Count | Points per Section | Type	1 | 2500 | 1001 | SWE

RESULT					
Test Description	Lower Limit	Upper Limit	Measured	Unit	Verdict
Bandwidth 99%	---	---	16.384	MHz	INFO
T1 99%	5470.000000	---	5691.8082	MHz	PASS since U-NII-3 is supported
T2 99%	---	5725.000000	5708.1918	MHz	

Plot: Bandwidth only

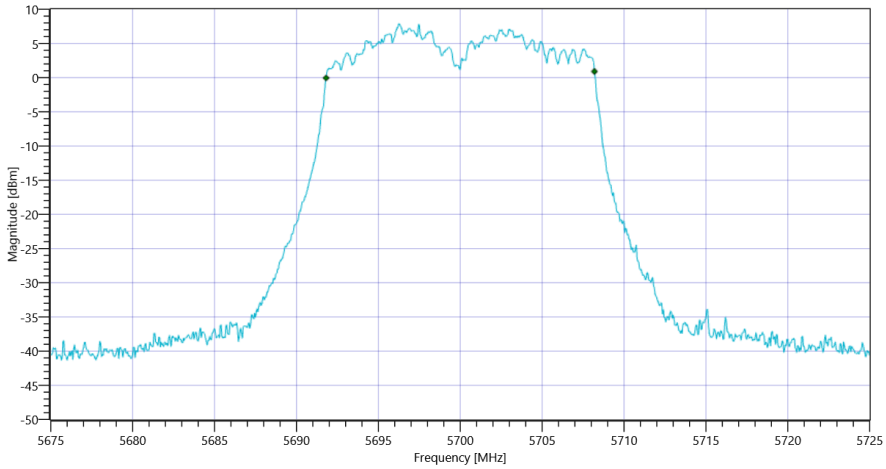

FCC Part 15.407 & ISED Bandwidths ~ WLAN5Gx a mode U-NII-2C 99PCT

Plot: Bandwidth within Band

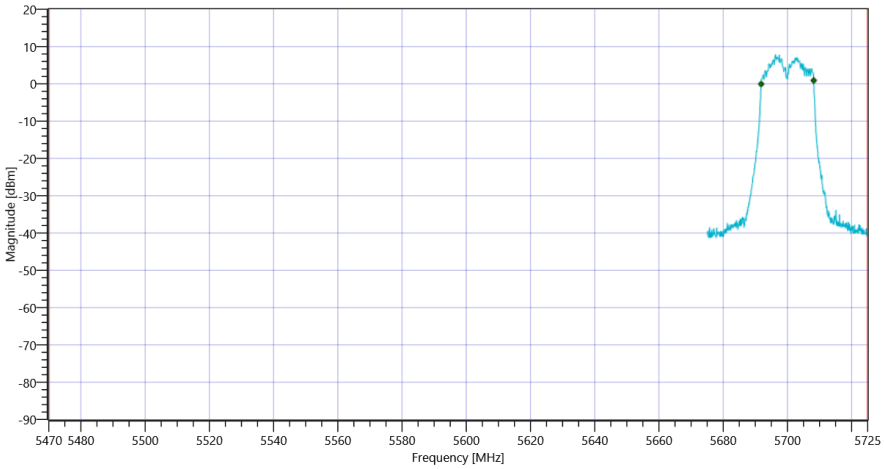

FCC Part 15.407 & ISED Bandwidths ~ WLAN5Gx a mode U-NII-2C

RESULT					
Test Description	Lower Limit	Upper Limit	Measured	Unit	Verdict
Bandwidth 20dB	---	---	19	MHz	INFO
T1 26dB	5470.000000	---	5690.4000	MHz	PASS since U-NII-3 is supported
T2 26dB	---	5725.000000	5709.4000	MHz	

Plot: Bandwidth only

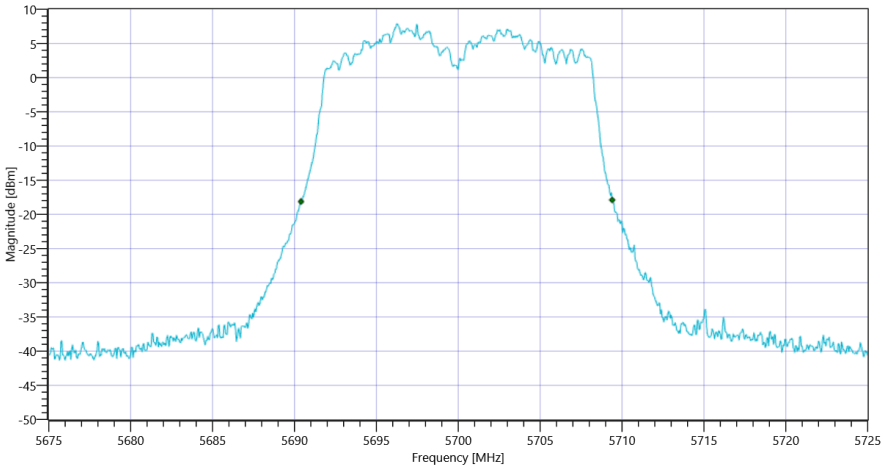

FCC Part 15.407 & ISED Bandwidths ~ WLAN5Gx a mode U-NII-2C 26dB

Plot: Bandwidth within Band

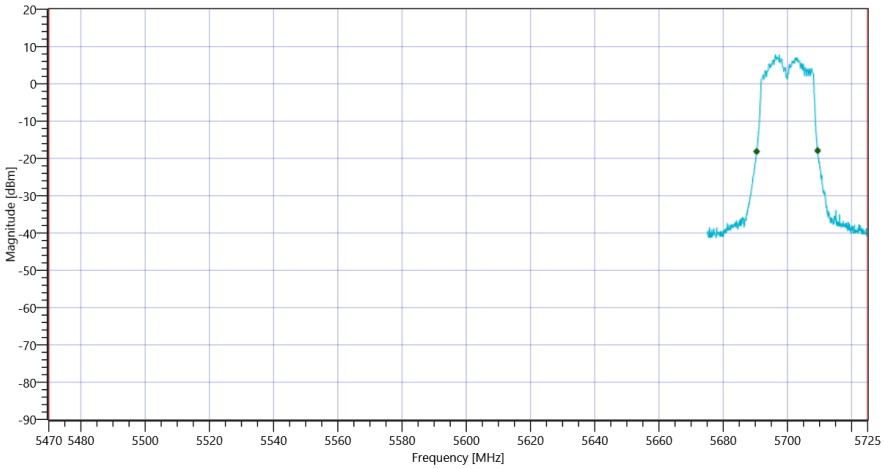

FCC Part 15.407 & ISED Bandwidths ~ WLAN5Gx a mode U-NII-2C

General verdict	PASS

FCC Part 15.407 & ISED Bandwidths ~ WLAN5Gx a mode U-NII-2C

Test References	
TC Start	04.04.2022 16:28:34
Ambit Temp [°C] | Humidity [rel%]	29.4 | 15
System Version	3.0.6.0
Test Specification	FCC Part 15.407 & ISET RSS-GEN
Test Method	26dB Bandwidth KDB789033 D02, C.1 / ISED RSS-GEN
TC Version	0.0.1
My Description	FCC 15.407 Bandwidths - WLAN5Gx a mode U-NII-2C
Add. Information	

EUT Common Settings WLAN5Gx	
Number of Antenna Ports	4
User Interaction	No
Device Class UNII_1	AP indoor

Test Parameter	
Technology to test	WLAN5Gx a mode U-NII-2C
Antenna Port used	4
Temperature	nom
Voltage	nom
Frequency low to test	False | Freq [MHz] 5500
Frequency mid to test	True | Freq [MHz] 5600
Frequency high to test	False | Freq [MHz] 5700
Auto Control enabled Power Supply | Climatic Box	No | No
Additional Path Loss [dB]	0.5
Switched Path	EUT - SignalingUnit - SpectrumAnalyzer

Test Equipment
Signal analyzer,Rohde&Schwarz,FSV-30,1321.3008K30/103809,3.70
Switch matrix,CTCadvanced,RSM-1 NI DAQ,29655273,NI

Test at TX 5600 MHz

RESULT: Reference Power cond.					
Test Description	Lower Limit	Upper Limit	Measured	Unit	Verdict
Ref. Power 1MHz/1MHz cond.	---	---	10.89	dBm	INFO
Ref. Frequency	---	---	5598.400	MHz	INFO

READ SA SETTINGS:	
RefLevel [dBm] | RefLevelOffset [dB] | InpAtt [dB]	18.89 | 11.16 | 25
Start [MHz] | Stop [MHz]	5575.000 | 5625.000
RBW [MHz] | VBW [MHz]	0.300000 | 1.000000
Detector | TraceMode	POS | MAXH
Sweep: Time [ms] | Count | Points per Section | Type	1 | 2500 | 1001 | SWE

RESULT					
Test Description	Lower Limit	Upper Limit	Measured	Unit	Verdict
Bandwidth 99%	---	---	16.384	MHz	INFO
T1 99%	5470.000000	---	5591.6583	MHz	PASS since U-NII-3 is supported
T2 99%	---	5725.000000	5608.0420	MHz	

Plot: Bandwidth only

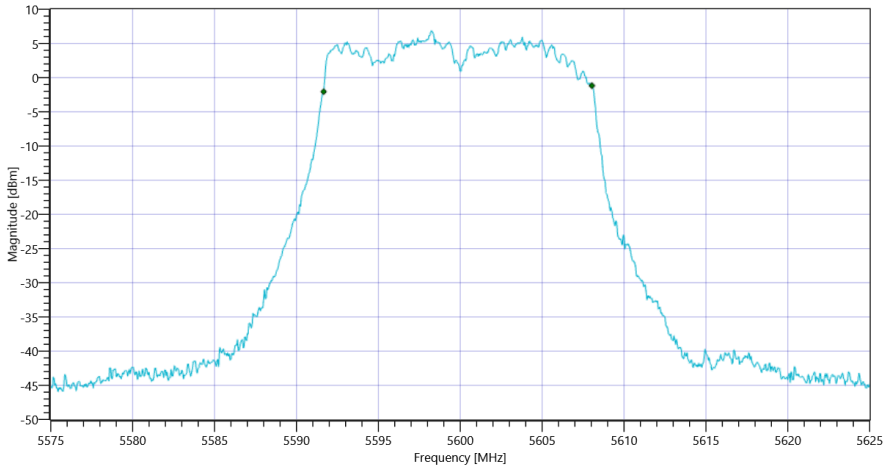

FCC Part 15.407 & ISED Bandwidths ~ WLAN5Gx a mode U-NII-2C 99PCT

Plot: Bandwidth within Band

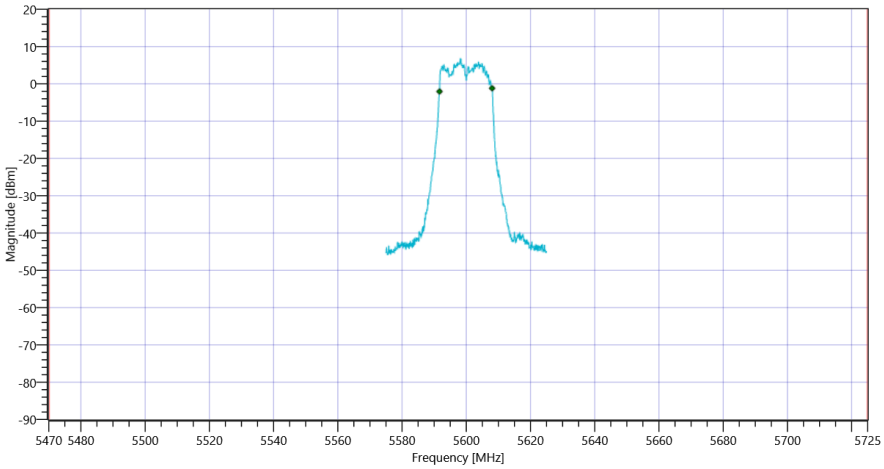

FCC Part 15.407 & ISED Bandwidths ~ WLAN5Gx a mode U-NII-2C

RESULT					
Test Description	Lower Limit	Upper Limit	Measured	Unit	Verdict
Bandwidth 20dB	---	---	19	MHz	INFO
T1 26dB	5470.000000	---	5590.2000	MHz	PASS since U-NII-3 is supported
T2 26dB	---	5725.000000	5609.2000	MHz	

Plot: Bandwidth only

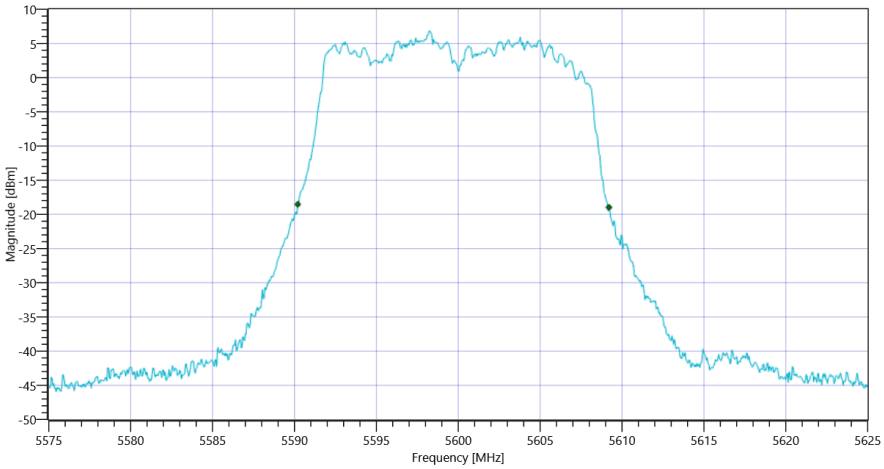

FCC Part 15.407 & ISED Bandwidths ~ WLAN5Gx a mode U-NII-2C 26dB

Plot: Bandwidth within Band

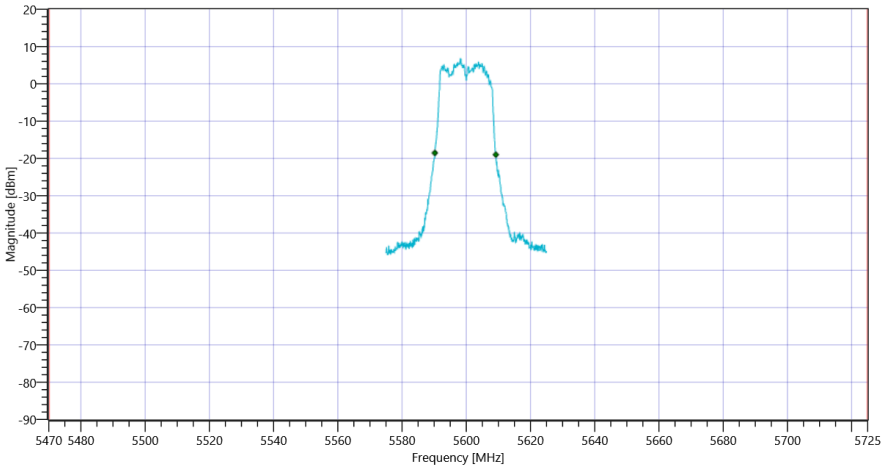

FCC Part 15.407 & ISED Bandwidths ~ WLAN5Gx a mode U-NII-2C

General verdict	PASS

FCC Part 15.407 & ISED Bandwidths ~ WLAN5Gx a mode U-NII-2C

Test References	
TC Start	04.04.2022 16:25:57
Ambit Temp [°C] | Humidity [rel%]	29.2 | 15
System Version	3.0.6.0
Test Specification	FCC Part 15.407 & ISET RSS-GEN
Test Method	26dB Bandwidth KDB789033 D02, C.1 / ISED RSS-GEN
TC Version	0.0.1
My Description	FCC 15.407 Bandwidths - WLAN5Gx a mode U-NII-2C
Add. Information	

EUT Common Settings WLAN5Gx	
Number of Antenna Ports	4
User Interaction	No
Device Class UNII_1	AP indoor

Test Parameter	
Technology to test	WLAN5Gx a mode U-NII-2C
Antenna Port used	4
Temperature	nom
Voltage	nom
Frequency low to test	True | Freq [MHz] 5500
Frequency mid to test	False | Freq [MHz] 5600
Frequency high to test	False | Freq [MHz] 5700
Auto Control enabled Power Supply | Climatic Box	No | No
Additional Path Loss [dB]	0.5
Switched Path	EUT - SignalingUnit - SpectrumAnalyzer

Test Equipment
Signal analyzer,Rohde&Schwarz,FSV-30,1321.3008K30/103809,3.70
Switch matrix,CTCadvanced,RSM-1 NI DAQ,29655273,NI

Test at TX 5500 MHz

RESULT: Reference Power cond.					
Test Description	Lower Limit	Upper Limit	Measured	Unit	Verdict
Ref. Power 1MHz/1MHz cond.	---	---	9.19	dBm	INFO
Ref. Frequency	---	---	5496.800	MHz	INFO

READ SA SETTINGS:	
RefLevel [dBm] | RefLevelOffset [dB] | InpAtt [dB]	17.19 | 11.14 | 25
Start [MHz] | Stop [MHz]	5475.000 | 5525.000
RBW [MHz] | VBW [MHz]	0.300000 | 1.000000
Detector | TraceMode	POS | MAXH
Sweep: Time [ms] | Count | Points per Section | Type	1 | 2500 | 1001 | SWE

RESULT					
Test Description	Lower Limit	Upper Limit	Measured	Unit	Verdict
Bandwidth 99%	---	---	16.384	MHz	INFO
T1 99%	5470.000000	---	5491.7582	MHz	PASS since U-NII-3 is supported
T2 99%	---	5725.000000	5508.1419	MHz	

Plot: Bandwidth only

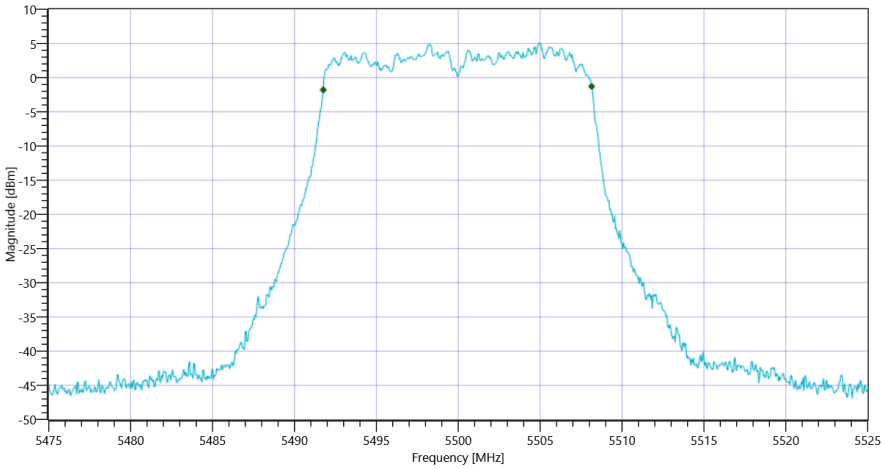

FCC Part 15.407 & ISED Bandwidths ~ WLAN5Gx a mode U-NII-2C 99PCT

Plot: Bandwidth within Band

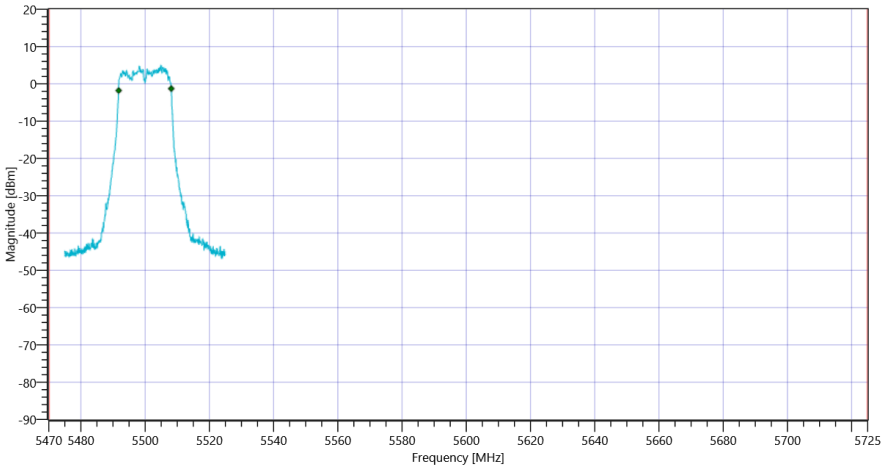

FCC Part 15.407 & ISED Bandwidths ~ WLAN5Gx a mode U-NII-2C

RESULT					
Test Description	Lower Limit	Upper Limit	Measured	Unit	Verdict
Bandwidth 20dB	---	---	19.35	MHz	INFO
T1 26dB	5470.000000	---	5490.2000	MHz	PASS since U-NII-3 is supported
T2 26dB	---	5725.000000	5509.5500	MHz	

Plot: Bandwidth only

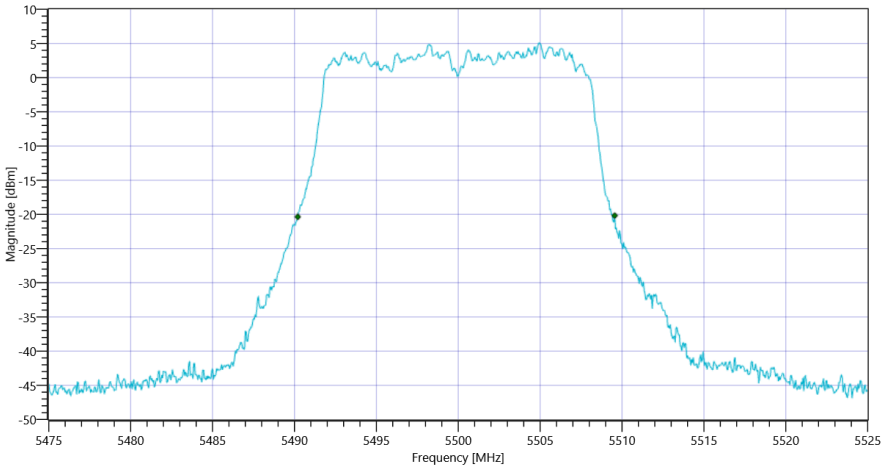

FCC Part 15.407 & ISED Bandwidths ~ WLAN5Gx a mode U-NII-2C 26dB

Plot: Bandwidth within Band

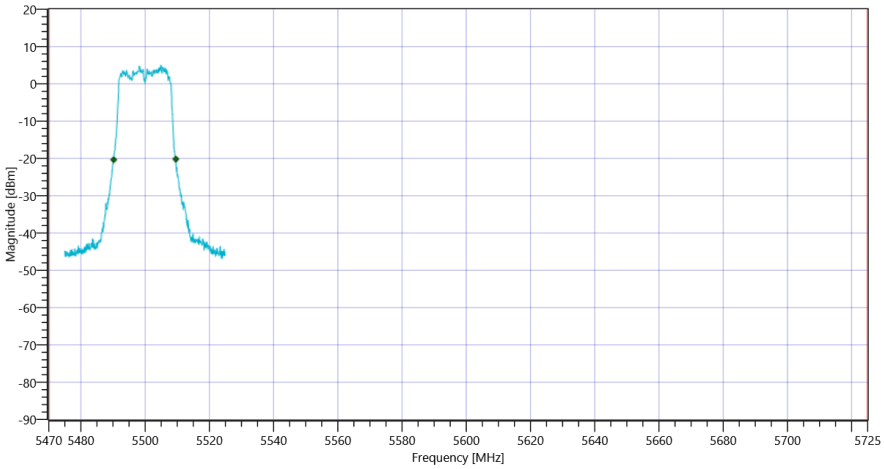

FCC Part 15.407 & ISED Bandwidths ~ WLAN5Gx a mode U-NII-2C

General verdict	PASS

FCC Part 15.407 & ISED Bandwidths ~ WLAN5Gx a mode U-NII-2A

Test References	
TC Start	04.04.2022 16:23:21
Ambit Temp [°C] | Humidity [rel%]	29.0 | 15
System Version	3.0.6.0
Test Specification	FCC Part 15.407 & ISET RSS-GEN
Test Method	26dB Bandwidth KDB789033 D02, C.1 / ISED RSS-GEN
TC Version	0.0.1
My Description	FCC 15.407 Bandwidths - WLAN5Gx a mode U-NII-2A
Add. Information	

EUT Common Settings WLAN5Gx	
Number of Antenna Ports	4
User Interaction	No
Device Class UNII_1	AP indoor

Test Parameter	
Technology to test	WLAN5Gx a mode U-NII-2A
Antenna Port used	4
Temperature	nom
Voltage	nom
Frequency low to test	False | Freq [MHz] 5260
Frequency mid to test	False | Freq [MHz] 5300
Frequency high to test	True | Freq [MHz] 5320
Auto Control enabled Power Supply | Climatic Box	No | No
Additional Path Loss [dB]	0.5
Switched Path	EUT - SignalingUnit - SpectrumAnalyzer

Test Equipment
Signal analyzer,Rohde&Schwarz,FSV-30,1321.3008K30/103809,3.70
Switch matrix,CTCadvanced,RSM-1 NI DAQ,29655273,NI

Test at TX 5320 MHz

RESULT: Reference Power cond.					
Test Description	Lower Limit	Upper Limit	Measured	Unit	Verdict
Ref. Power 1MHz/1MHz cond.	---	---	11.38	dBm	INFO
Ref. Frequency	---	---	5316.600	MHz	INFO

READ SA SETTINGS:	
RefLevel [dBm] | RefLevelOffset [dB] | InpAtt [dB]	19.38 | 11.28 | 25
Start [MHz] | Stop [MHz]	5295.000 | 5345.000
RBW [MHz] | VBW [MHz]	0.300000 | 1.000000
Detector | TraceMode	POS | MAXH
Sweep: Time [ms] | Count | Points per Section | Type	1 | 2500 | 1001 | SWE

RESULT					
Test Description	Lower Limit	Upper Limit	Measured	Unit	Verdict
Bandwidth 99%	---	---	16.434	MHz	INFO
T1 99%	5250.000000	---	5311.7582	MHz	PASS since U-NII-1 is supported
T2 99%	---	5350.000000	5328.1918	MHz	PASS

Plot: Bandwidth only

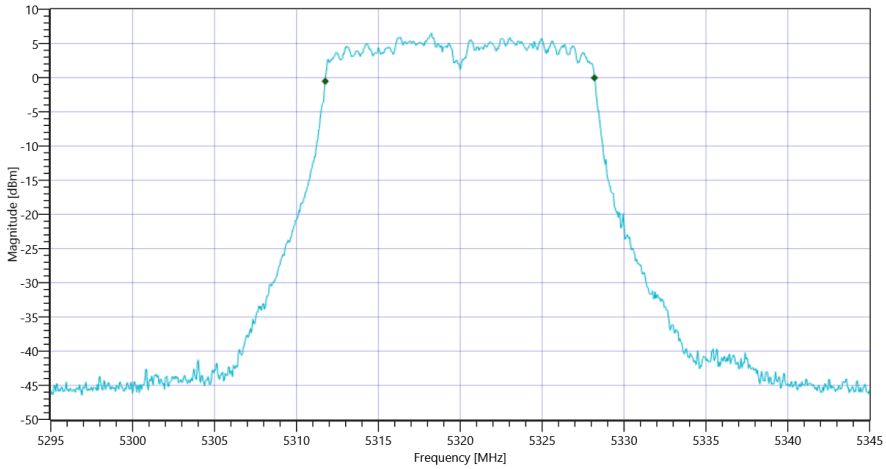

FCC Part 15.407 & ISED Bandwidths ~ WLAN5Gx a mode U-NII-2A 99PCT

Plot: Bandwidth within Band

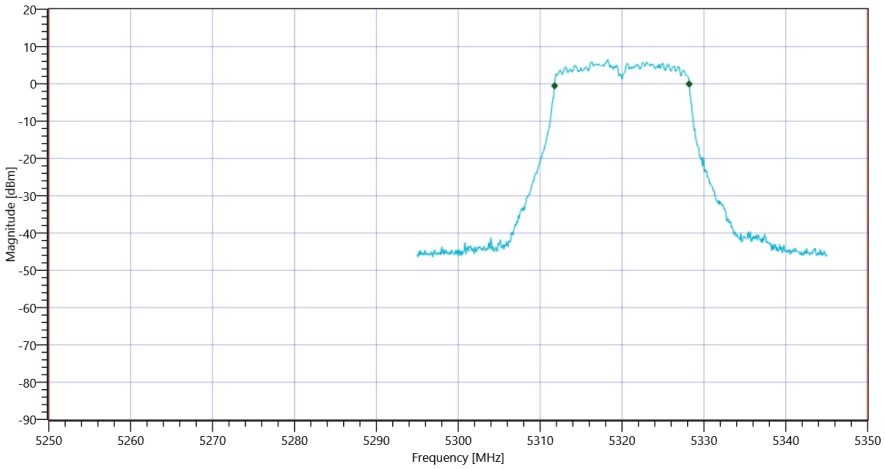

FCC Part 15.407 & ISED Bandwidths ~ WLAN5Gx a mode U-NII-2A

RESULT					
Test Description	Lower Limit	Upper Limit	Measured	Unit	Verdict
Bandwidth 20dB	---	---	19.35	MHz	INFO
T1 26dB	5250.000000	---	5310.1500	MHz	PASS since U-NII-1 is supported
T2 26dB	---	5350.000000	5329.5000	MHz	PASS

Plot: Bandwidth only

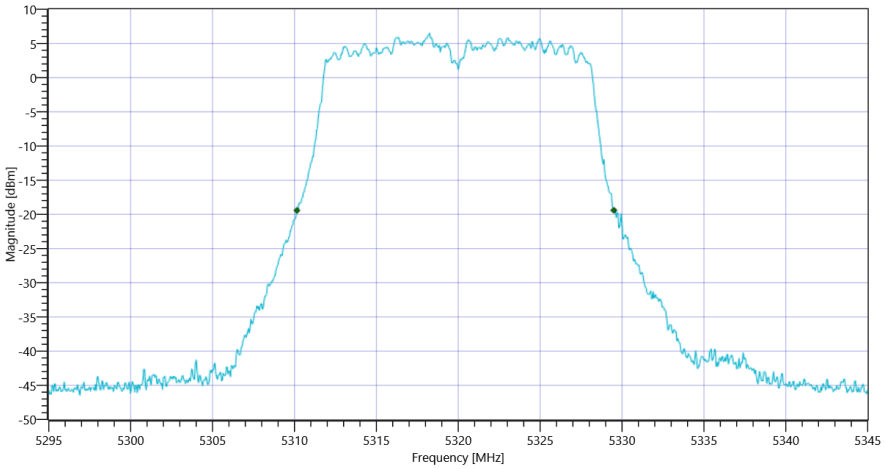

FCC Part 15.407 & ISED Bandwidths ~ WLAN5Gx a mode U-NII-2A 26dB

Plot: Bandwidth within Band

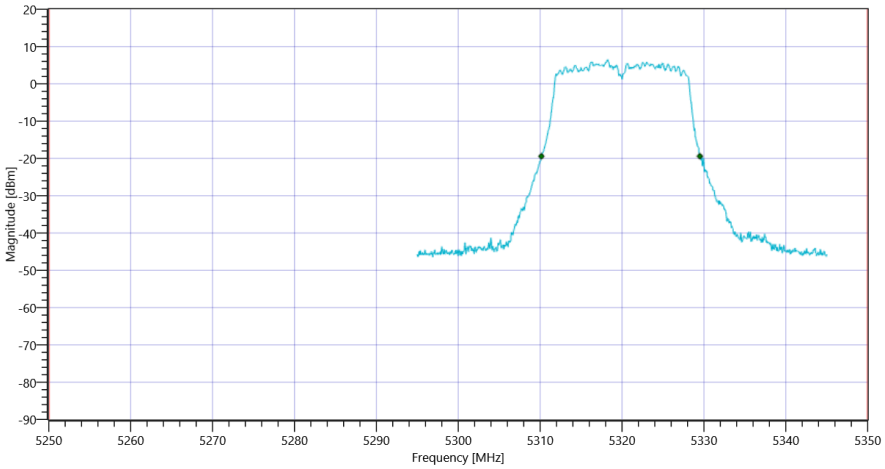

FCC Part 15.407 & ISED Bandwidths ~ WLAN5Gx a mode U-NII-2A

General verdict	PASS

FCC Part 15.407 & ISED Bandwidths ~ WLAN5Gx a mode U-NII-2A

Test References	
TC Start	04.04.2022 16:20:44
Ambit Temp [°C] | Humidity [rel%]	28.8 | 15
System Version	3.0.6.0
Test Specification	FCC Part 15.407 & ISET RSS-GEN
Test Method	26dB Bandwidth KDB789033 D02, C.1 / ISED RSS-GEN
TC Version	0.0.1
My Description	FCC 15.407 Bandwidths - WLAN5Gx a mode U-NII-2A
Add. Information	

EUT Common Settings WLAN5Gx	
Number of Antenna Ports	4
User Interaction	No
Device Class UNII_1	AP indoor

Test Parameter	
Technology to test	WLAN5Gx a mode U-NII-2A
Antenna Port used	4
Temperature	nom
Voltage	nom
Frequency low to test	False | Freq [MHz] 5260
Frequency mid to test	True | Freq [MHz] 5300
Frequency high to test	False | Freq [MHz] 5320
Auto Control enabled Power Supply | Climatic Box	No | No
Additional Path Loss [dB]	0.5
Switched Path	EUT - SignalingUnit - SpectrumAnalyzer

Test Equipment
Signal analyzer,Rohde&Schwarz,FSV-30,1321.3008K30/103809,3.70
Switch matrix,CTCadvanced,RSM-1 NI DAQ,29655273,NI

Test at TX 5300 MHz

RESULT: Reference Power cond.					
Test Description	Lower Limit	Upper Limit	Measured	Unit	Verdict
Ref. Power 1MHz/1MHz cond.	---	---	11.67	dBm	INFO
Ref. Frequency	---	---	5296.400	MHz	INFO

READ SA SETTINGS:	
RefLevel [dBm] | RefLevelOffset [dB] | InpAtt [dB]	19.67 | 11.32 | 25
Start [MHz] | Stop [MHz]	5275.000 | 5325.000
RBW [MHz] | VBW [MHz]	0.300000 | 1.000000
Detector | TraceMode	POS | MAXH
Sweep: Time [ms] | Count | Points per Section | Type	1 | 2500 | 1001 | SWE

RESULT					
Test Description	Lower Limit	Upper Limit	Measured	Unit	Verdict
Bandwidth 99%	---	---	16.484	MHz	INFO
T1 99%	5250.000000	---	5291.7083	MHz	PASS since U-NII-1 is supported
T2 99%	---	5350.000000	5308.1918	MHz	PASS

Plot: Bandwidth only

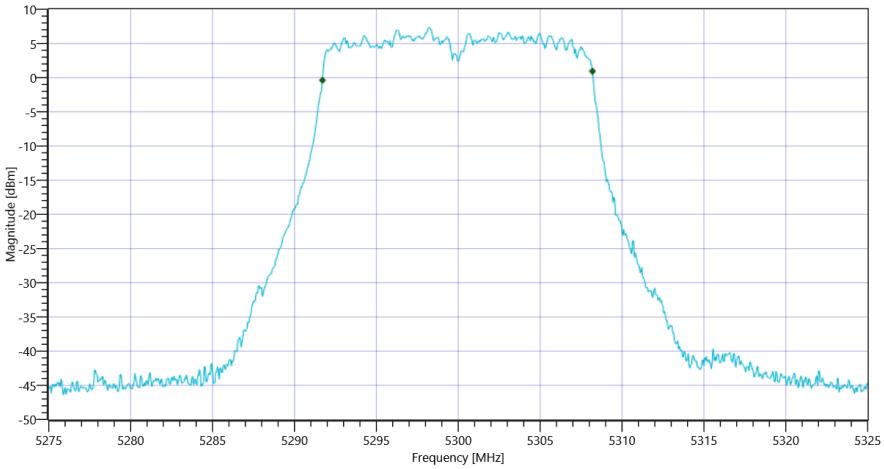

FCC Part 15.407 & ISED Bandwidths ~ WLAN5Gx a mode U-NII-2A 99PCT

Plot: Bandwidth within Band

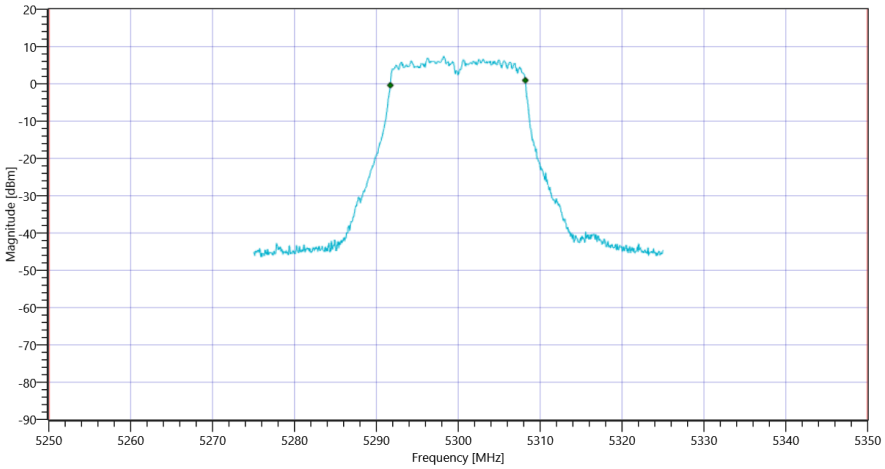

FCC Part 15.407 & ISED Bandwidths ~ WLAN5Gx a mode U-NII-2A

RESULT					
Test Description	Lower Limit	Upper Limit	Measured	Unit	Verdict
Bandwidth 20dB	---	---	19.4	MHz	INFO
T1 26dB	5250.000000	---	5290.1500	MHz	PASS since U-NII-1 is supported
T2 26dB	---	5350.000000	5309.5500	MHz	PASS

Plot: Bandwidth only

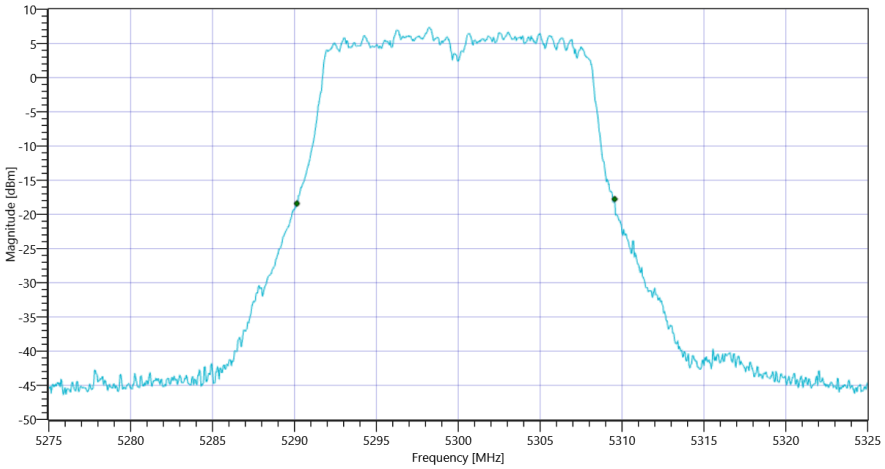

FCC Part 15.407 & ISED Bandwidths ~ WLAN5Gx a mode U-NII-2A 26dB

Plot: Bandwidth within Band

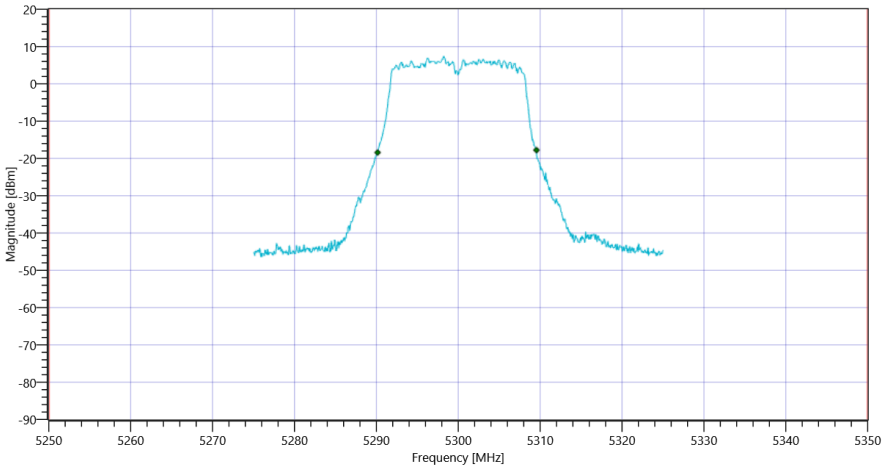

FCC Part 15.407 & ISED Bandwidths ~ WLAN5Gx a mode U-NII-2A

General verdict	PASS

FCC Part 15.407 & ISED Bandwidths ~ WLAN5Gx a mode U-NII-2A

Test References	
TC Start	04.04.2022 16:18:07
Ambit Temp [°C] | Humidity [rel%]	28.4 | 16
System Version	3.0.6.0
Test Specification	FCC Part 15.407 & ISET RSS-GEN
Test Method	26dB Bandwidth KDB789033 D02, C.1 / ISED RSS-GEN
TC Version	0.0.1
My Description	FCC 15.407 Bandwidths - WLAN5Gx a mode U-NII-2A
Add. Information	

EUT Common Settings WLAN5Gx	
Number of Antenna Ports	4
User Interaction	No
Device Class UNII_1	AP indoor

Test Parameter	
Technology to test	WLAN5Gx a mode U-NII-2A
Antenna Port used	4
Temperature	nom
Voltage	nom
Frequency low to test	True | Freq [MHz] 5260
Frequency mid to test	False | Freq [MHz] 5300
Frequency high to test	False | Freq [MHz] 5320
Auto Control enabled Power Supply | Climatic Box	No | No
Additional Path Loss [dB]	0.5
Switched Path	EUT - SignalingUnit - SpectrumAnalyzer

Test Equipment
Signal analyzer,Rohde&Schwarz,FSV-30,1321.3008K30/103809,3.70
Switch matrix,CTCadvanced,RSM-1 NI DAQ,29655273,NI

Test at TX 5260 MHz

RESULT: Reference Power cond.					
Test Description	Lower Limit	Upper Limit	Measured	Unit	Verdict
Ref. Power 1MHz/1MHz cond.	---	---	12.38	dBm	INFO
Ref. Frequency	---	---	5265.000	MHz	INFO

READ SA SETTINGS:	
RefLevel [dBm] | RefLevelOffset [dB] | InpAtt [dB]	20.38 | 11.33 | 25
Start [MHz] | Stop [MHz]	5235.000 | 5285.000
RBW [MHz] | VBW [MHz]	0.300000 | 1.000000
Detector | TraceMode	POS | MAXH
Sweep: Time [ms] | Count | Points per Section | Type	1 | 2500 | 1001 | SWE

RESULT					
Test Description	Lower Limit	Upper Limit	Measured	Unit	Verdict
Bandwidth 99%	---	---	16.434	MHz	INFO
T1 99%	5250.000000	---	5251.7582	MHz	PASS since U-NII-1 is supported
T2 99%	---	5350.000000	5268.1918	MHz	PASS

Plot: Bandwidth only

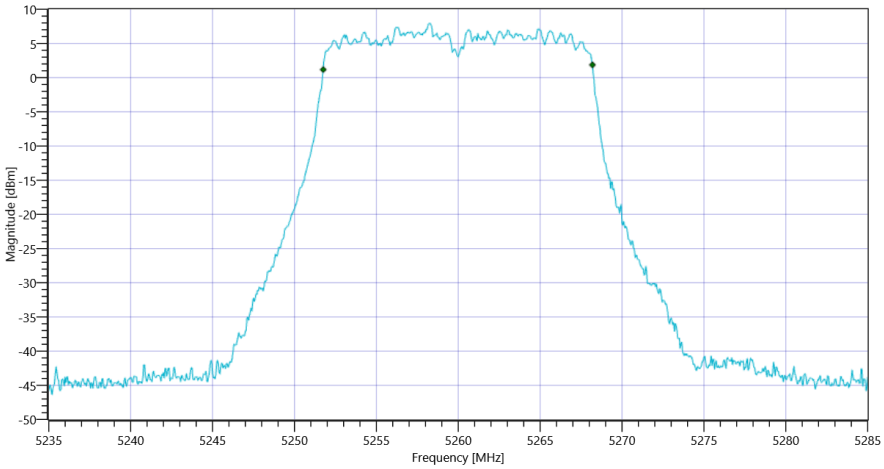

FCC Part 15.407 & ISED Bandwidths ~ WLAN5Gx a mode U-NII-2A 99PCT

Plot: Bandwidth within Band

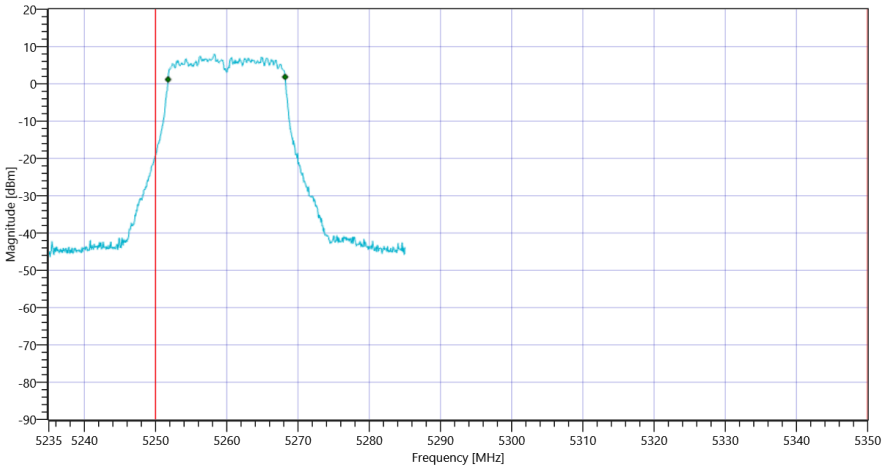

FCC Part 15.407 & ISED Bandwidths ~ WLAN5Gx a mode U-NII-2A

RESULT					
Test Description	Lower Limit	Upper Limit	Measured	Unit	Verdict
Bandwidth 20dB	---	---	19.4	MHz	INFO
T1 26dB	5250.000000	---	5250.2000	MHz	PASS since U-NII-1 is supported
T2 26dB	---	5350.000000	5269.6000	MHz	PASS

Plot: Bandwidth only

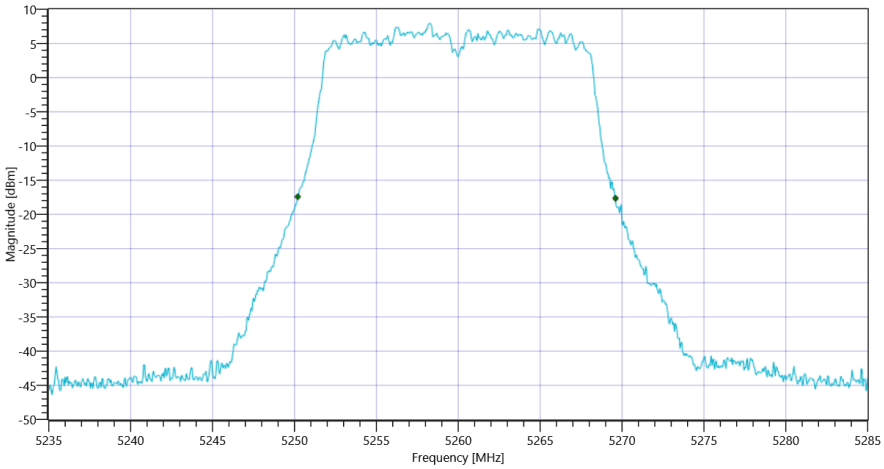

FCC Part 15.407 & ISED Bandwidths ~ WLAN5Gx a mode U-NII-2A 26dB

Plot: Bandwidth within Band

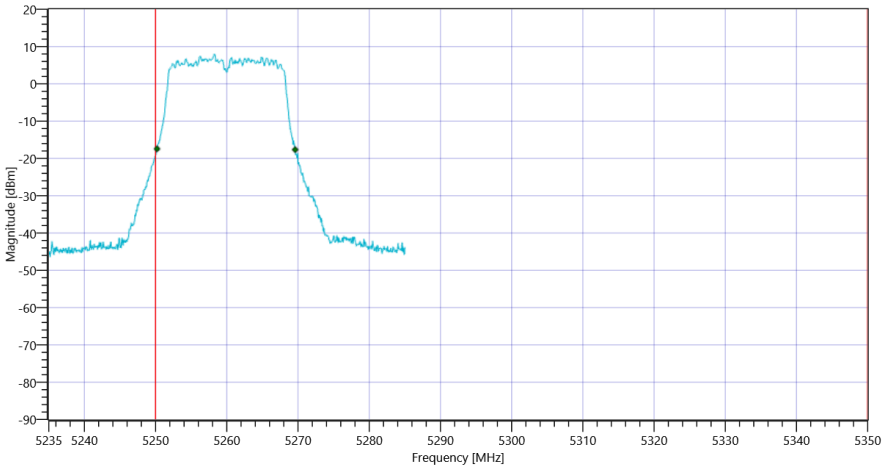

FCC Part 15.407 & ISED Bandwidths ~ WLAN5Gx a mode U-NII-2A

General verdict	PASS

FCC Part 15.407 & ISED Bandwidths ~ WLAN5Gx a mode U-NII-1

Test References	
TC Start	04.04.2022 16:15:31
Ambit Temp [°C] | Humidity [rel%]	27.9 | 16
System Version	3.0.6.0
Test Specification	FCC Part 15.407 & ISET RSS-GEN
Test Method	26dB Bandwidth KDB789033 D02, C.1 / ISED RSS-GEN
TC Version	0.0.1
My Description	FCC 15.407 Bandwidths - WLAN5Gx a mode U-NII-1
Add. Information	

EUT Common Settings WLAN5Gx	
Number of Antenna Ports	4
User Interaction	No
Device Class UNII_1	AP indoor

Test Parameter	
Technology to test	WLAN5Gx a mode U-NII-1
Antenna Port used	4
Temperature	nom
Voltage	nom
Frequency low to test	False | Freq [MHz] 5180
Frequency mid to test	False | Freq [MHz] 5200
Frequency high to test	True | Freq [MHz] 5240
Auto Control enabled Power Supply | Climatic Box	No | No
Additional Path Loss [dB]	0.5
Switched Path	EUT - SignalingUnit - SpectrumAnalyzer

Test Equipment
Signal analyzer,Rohde&Schwarz,FSV-30,1321.3008K30/103809,3.70
Switch matrix,CTCadvanced,RSM-1 NI DAQ,29655273,NI

Test at TX 5240 MHz

RESULT: Reference Power cond.					
Test Description	Lower Limit	Upper Limit	Measured	Unit	Verdict
Ref. Power 1MHz/1MHz cond.	---	---	19.42	dBm	INFO
Ref. Frequency	---	---	5236.400	MHz	INFO

READ SA SETTINGS:	
RefLevel [dBm] | RefLevelOffset [dB] | InpAtt [dB]	27.42 | 11.32 | 35
Start [MHz] | Stop [MHz]	5215.000 | 5265.000
RBW [MHz] | VBW [MHz]	0.300000 | 1.000000
Detector | TraceMode	POS | MAXH
Sweep: Time [ms] | Count | Points per Section | Type	1 | 2500 | 1001 | SWE

RESULT					
Test Description	Lower Limit	Upper Limit	Measured	Unit	Verdict
Bandwidth 99%	---	---	16.983	MHz	INFO
T1 99%	5150.000000	---	5231.4086	MHz	PASS
T2 99%	---	5250.000000	5248.3916	MHz	PASS

Plot: Bandwidth only

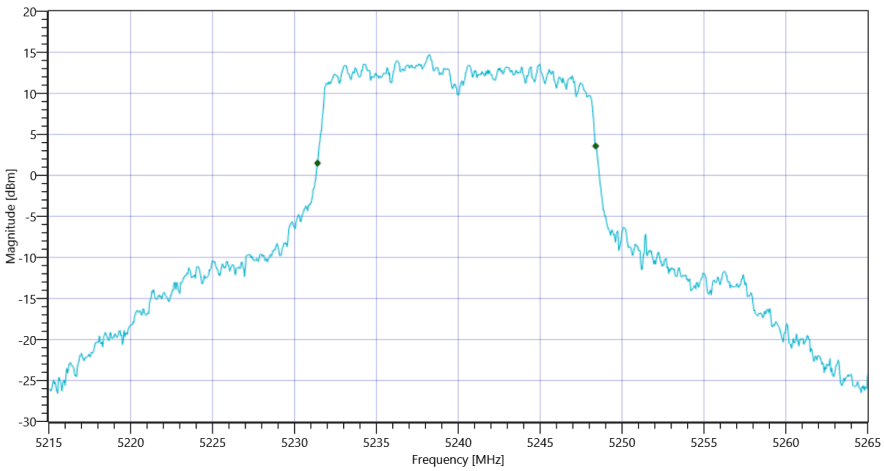

FCC Part 15.407 & ISED Bandwidths ~ WLAN5Gx a mode U-NII-1 99PCT

Plot: Bandwidth within Band

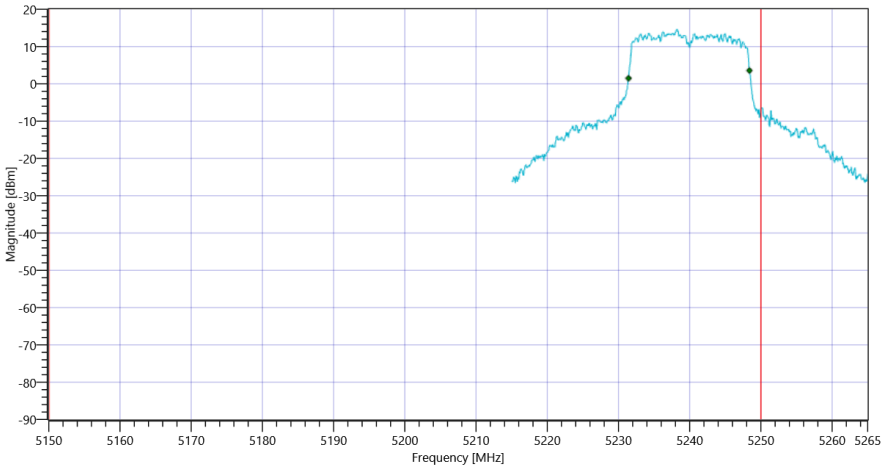

FCC Part 15.407 & ISED Bandwidths ~ WLAN5Gx a mode U-NII-1

RESULT					
Test Description	Lower Limit	Upper Limit	Measured	Unit	Verdict
Bandwidth 20dB	---	---	29.9	MHz	INFO
T1 26dB	5150.000000	---	5223.5500	MHz	PASS
T2 26dB	---	5250.000000	5253.4500	MHz	DFS required

Plot: Bandwidth only

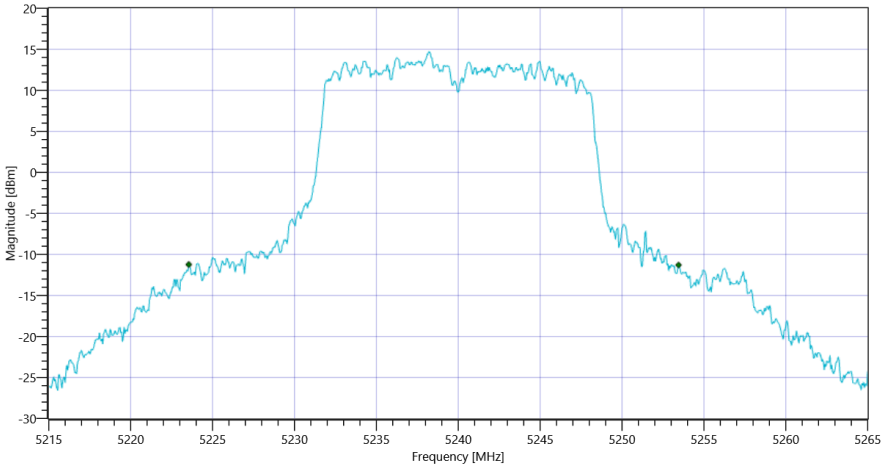

FCC Part 15.407 & ISED Bandwidths ~ WLAN5Gx a mode U-NII-1 26dB

Plot: Bandwidth within Band

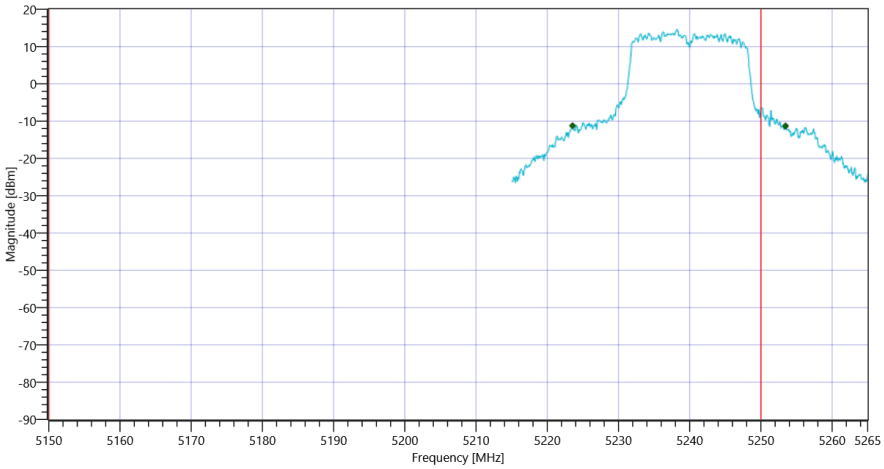

FCC Part 15.407 & ISED Bandwidths ~ WLAN5Gx a mode U-NII-1

General verdict	PASS

FCC Part 15.407 & ISED Bandwidths ~ WLAN5Gx a mode U-NII-1

Test References	
TC Start	04.04.2022 16:12:49
Ambit Temp [°C] | Humidity [rel%]	27.3 | 16
System Version	3.0.6.0
Test Specification	FCC Part 15.407 & ISET RSS-GEN
Test Method	26dB Bandwidth KDB789033 D02, C.1 / ISED RSS-GEN
TC Version	0.0.1
My Description	FCC 15.407 Bandwidths - WLAN5Gx a mode U-NII-1
Add. Information	

EUT Common Settings WLAN5Gx	
Number of Antenna Ports	4
User Interaction	No
Device Class UNII_1	AP indoor

Test Parameter	
Technology to test	WLAN5Gx a mode U-NII-1
Antenna Port used	4
Temperature	nom
Voltage	nom
Frequency low to test	False | Freq [MHz] 5180
Frequency mid to test	True | Freq [MHz] 5200
Frequency high to test	False | Freq [MHz] 5240
Auto Control enabled Power Supply | Climatic Box	No | No
Additional Path Loss [dB]	0.5
Switched Path	EUT - SignalingUnit - SpectrumAnalyzer

Test Equipment
Signal analyzer,Rohde&Schwarz,FSV-30,1321.3008K30/103809,3.70
Switch matrix,CTCadvanced,RSM-1 NI DAQ,29655273,NI

Test at TX 5200 MHz

RESULT: Reference Power cond.					
Test Description	Lower Limit	Upper Limit	Measured	Unit	Verdict
Ref. Power 1MHz/1MHz cond.	---	---	18.85	dBm	INFO
Ref. Frequency	---	---	5203.000	MHz	INFO

READ SA SETTINGS:	
RefLevel [dBm] | RefLevelOffset [dB] | InpAtt [dB]	26.85 | 11.27 | 35
Start [MHz] | Stop [MHz]	5175.000 | 5225.000
RBW [MHz] | VBW [MHz]	0.300000 | 1.000000
Detector | TraceMode	POS | MAXH
Sweep: Time [ms] | Count | Points per Section | Type	1 | 2500 | 1001 | SWE

RESULT					
Test Description	Lower Limit	Upper Limit	Measured	Unit	Verdict
Bandwidth 99%	---	---	19.530	MHz	INFO
T1 99%	5150.000000	---	5190.4595	MHz	PASS
T2 99%	---	5250.000000	5209.9900	MHz	PASS

Plot: Bandwidth only

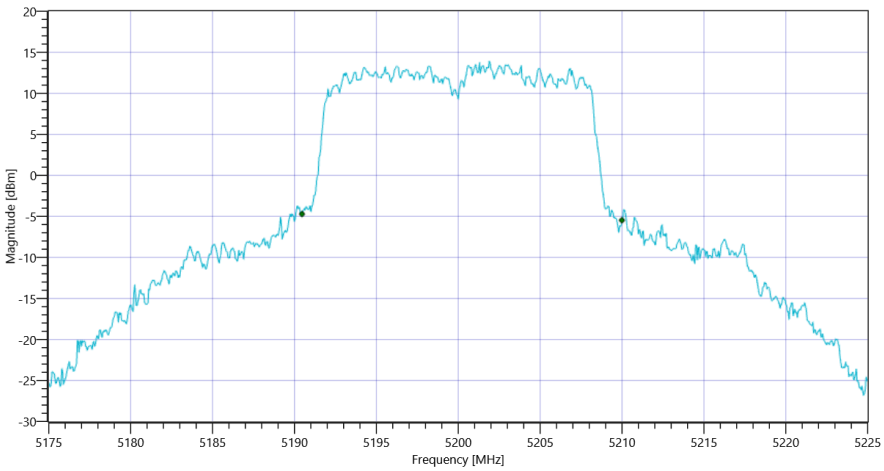

FCC Part 15.407 & ISED Bandwidths ~ WLAN5Gx a mode U-NII-1 99PCT

Plot: Bandwidth within Band

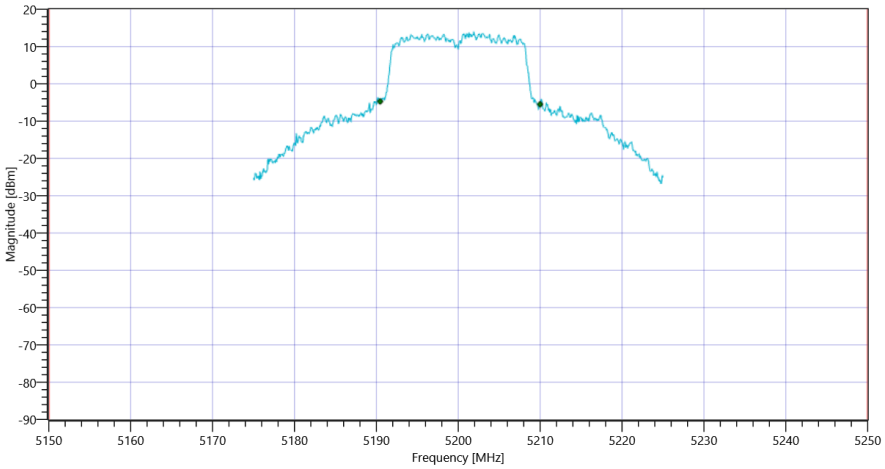

FCC Part 15.407 & ISED Bandwidths ~ WLAN5Gx a mode U-NII-1

RESULT					
Test Description	Lower Limit	Upper Limit	Measured	Unit	Verdict
Bandwidth 20dB	---	---	36	MHz	INFO
T1 26dB	5150.000000	---	5182.0000	MHz	PASS
T2 26dB	---	5250.000000	5218.0000	MHz	PASS

Plot: Bandwidth only

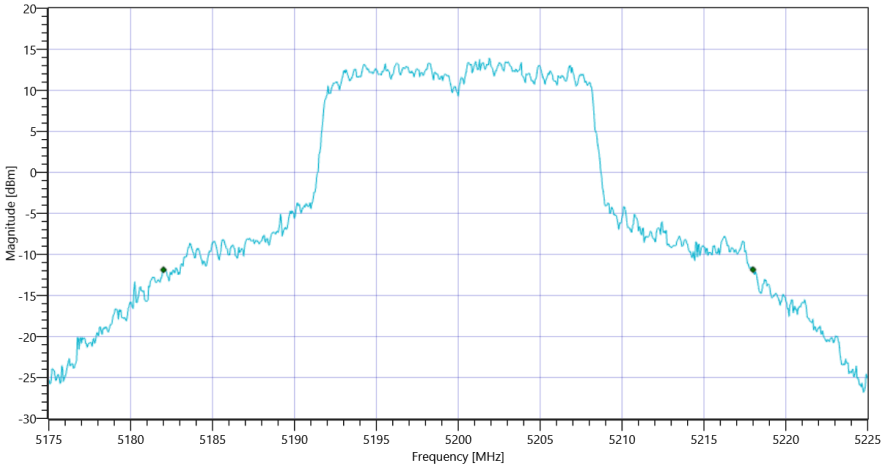

FCC Part 15.407 & ISED Bandwidths ~ WLAN5Gx a mode U-NII-1 26dB

Plot: Bandwidth within Band

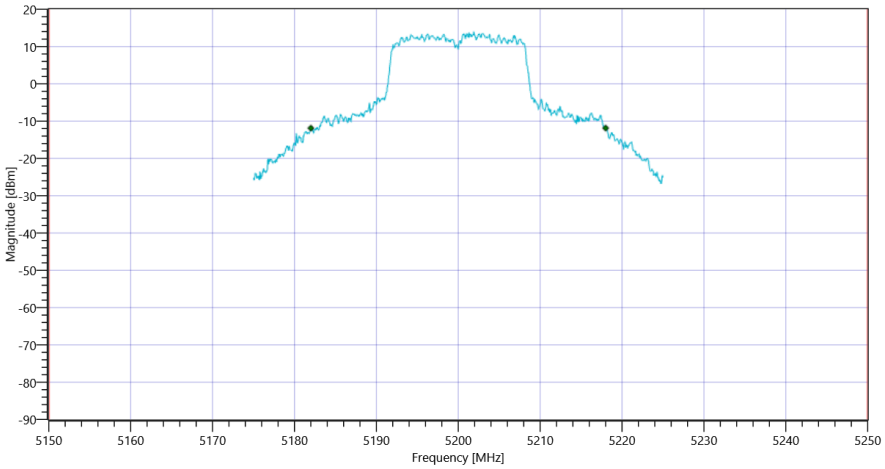

FCC Part 15.407 & ISED Bandwidths ~ WLAN5Gx a mode U-NII-1

General verdict	PASS

FCC Part 15.407 & ISED Bandwidths ~ WLAN5Gx a mode U-NII-2C

Test References	
TC Start	04.04.2022 14:45:00
Ambit Temp [°C] | Humidity [rel%]	28.0 | 16
System Version	3.0.6.0
Test Specification	FCC Part 15.407 & ISET RSS-GEN
Test Method	26dB Bandwidth KDB789033 D02, C.1 / ISED RSS-GEN
TC Version	0.0.1
My Description	FCC 15.407 Bandwidths - WLAN5Gx a mode U-NII-2C
Add. Information	

EUT Common Settings WLAN5Gx	
Number of Antenna Ports	4
User Interaction	No
Device Class UNII_1	AP indoor

Test Parameter	
Technology to test	WLAN5Gx a mode U-NII-2C
Antenna Port used	3
Temperature	nom
Voltage	nom
Frequency low to test	False | Freq [MHz] 5500
Frequency mid to test	False | Freq [MHz] 5600
Frequency high to test	True | Freq [MHz] 5700
Auto Control enabled Power Supply | Climatic Box	No | No
Additional Path Loss [dB]	0.5
Switched Path	EUT - SignalingUnit - SpectrumAnalyzer

Test Equipment
Signal analyzer,Rohde&Schwarz,FSV-30,1321.3008K30/103809,3.70
Switch matrix,CTCadvanced,RSM-1 NI DAQ,29655273,NI

Test at TX 5700 MHz

RESULT: Reference Power cond.					
Test Description	Lower Limit	Upper Limit	Measured	Unit	Verdict
Ref. Power 1MHz/1MHz cond.	---	---	12.99	dBm	INFO
Ref. Frequency	---	---	5703.200	MHz	INFO

READ SA SETTINGS:	
RefLevel [dBm] | RefLevelOffset [dB] | InpAtt [dB]	20.99 | 11.14 | 25
Start [MHz] | Stop [MHz]	5675.000 | 5725.000
RBW [MHz] | VBW [MHz]	0.300000 | 1.000000
Detector | TraceMode	POS | MAXH
Sweep: Time [ms] | Count | Points per Section | Type	1 | 2500 | 1001 | SWE

RESULT					
Test Description	Lower Limit	Upper Limit	Measured	Unit	Verdict
Bandwidth 99%	---	---	16.434	MHz	INFO
T1 99%	5470.000000	---	5691.7582	MHz	PASS since U-NII-3 is supported
T2 99%	---	5725.000000	5708.1918	MHz	

Plot: Bandwidth only

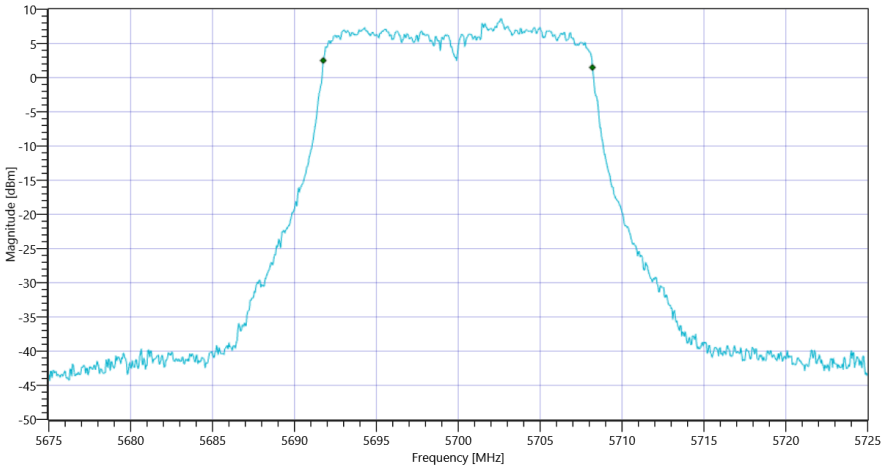

FCC Part 15.407 & ISED Bandwidths ~ WLAN5Gx a mode U-NII-2C 99PCT

Plot: Bandwidth within Band

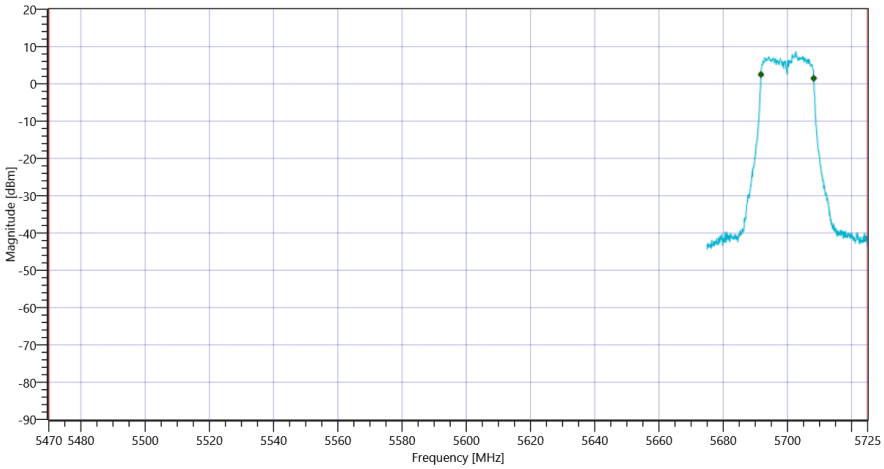

FCC Part 15.407 & ISED Bandwidths ~ WLAN5Gx a mode U-NII-2C

RESULT					
Test Description	Lower Limit	Upper Limit	Measured	Unit	Verdict
Bandwidth 20dB	---	---	19.35	MHz	INFO
T1 26dB	5470.000000	---	5690.2000	MHz	PASS since U-NII-3 is supported
T2 26dB	---	5725.000000	5709.5500	MHz	

Plot: Bandwidth only

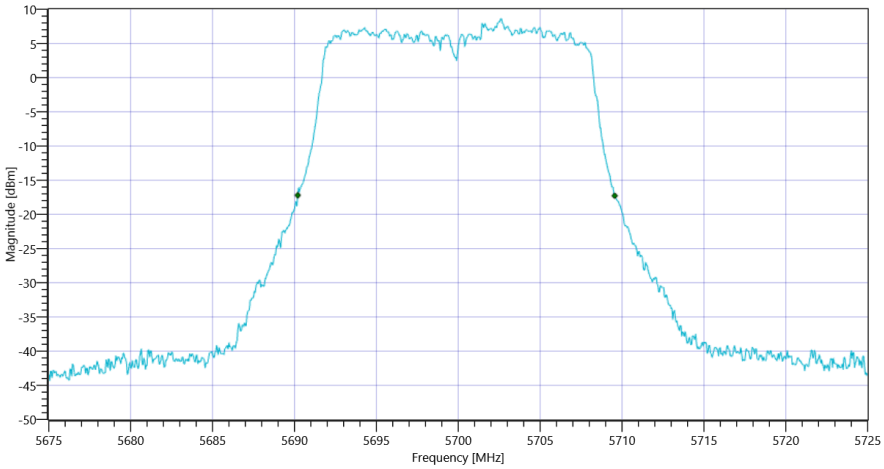

FCC Part 15.407 & ISED Bandwidths ~ WLAN5Gx a mode U-NII-2C 26dB

Plot: Bandwidth within Band

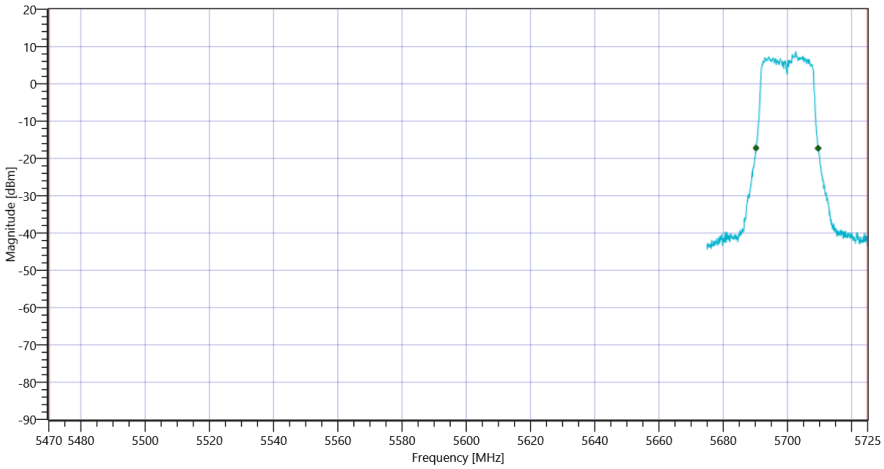

FCC Part 15.407 & ISED Bandwidths ~ WLAN5Gx a mode U-NII-2C

General verdict	PASS

FCC Part 15.407 & ISED Bandwidths ~ WLAN5Gx a mode U-NII-2C

Test References	
TC Start	04.04.2022 14:42:23
Ambit Temp [°C] | Humidity [rel%]	27.9 | 16
System Version	3.0.6.0
Test Specification	FCC Part 15.407 & ISET RSS-GEN
Test Method	26dB Bandwidth KDB789033 D02, C.1 / ISED RSS-GEN
TC Version	0.0.1
My Description	FCC 15.407 Bandwidths - WLAN5Gx a mode U-NII-2C
Add. Information	

EUT Common Settings WLAN5Gx	
Number of Antenna Ports	4
User Interaction	No
Device Class UNII_1	AP indoor

Test Parameter	
Technology to test	WLAN5Gx a mode U-NII-2C
Antenna Port used	3
Temperature	nom
Voltage	nom
Frequency low to test	False | Freq [MHz] 5500
Frequency mid to test	True | Freq [MHz] 5600
Frequency high to test	False | Freq [MHz] 5700
Auto Control enabled Power Supply | Climatic Box	No | No
Additional Path Loss [dB]	0.5
Switched Path	EUT - SignalingUnit - SpectrumAnalyzer

Test Equipment
Signal analyzer,Rohde&Schwarz,FSV-30,1321.3008K30/103809,3.70
Switch matrix,CTCadvanced,RSM-1 NI DAQ,29655273,NI

Test at TX 5600 MHz

RESULT: Reference Power cond.					
Test Description	Lower Limit	Upper Limit	Measured	Unit	Verdict
Ref. Power 1MHz/1MHz cond.	---	---	11.15	dBm	INFO
Ref. Frequency	---	---	5603.000	MHz	INFO

READ SA SETTINGS:	
RefLevel [dBm] | RefLevelOffset [dB] | InpAtt [dB]	19.15 | 11.16 | 25
Start [MHz] | Stop [MHz]	5575.000 | 5625.000
RBW [MHz] | VBW [MHz]	0.300000 | 1.000000
Detector | TraceMode	POS | MAXH
Sweep: Time [ms] | Count | Points per Section | Type	1 | 2500 | 1001 | SWE

RESULT					
Test Description	Lower Limit	Upper Limit	Measured	Unit	Verdict
Bandwidth 99%	---	---	16.384	MHz	INFO
T1 99%	5470.000000	---	5591.8082	MHz	PASS since U-NII-3 is supported
T2 99%	---	5725.000000	5608.1918	MHz	

Plot: Bandwidth only

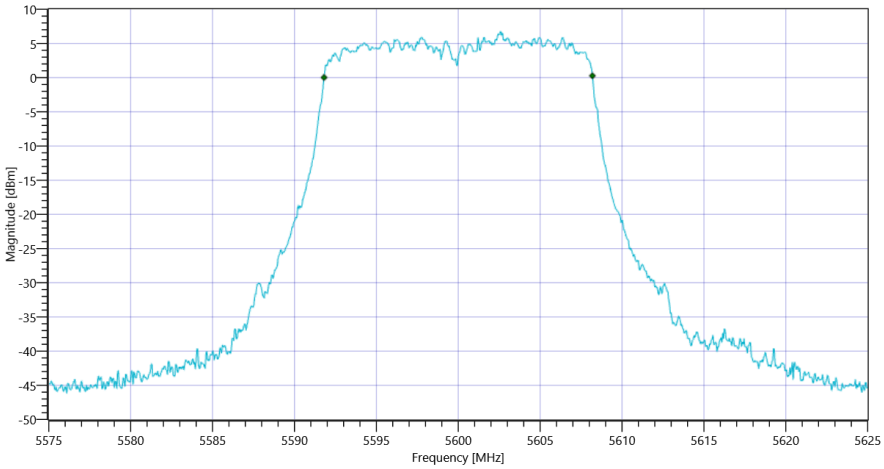

FCC Part 15.407 & ISED Bandwidths ~ WLAN5Gx a mode U-NII-2C 99PCT

Plot: Bandwidth within Band

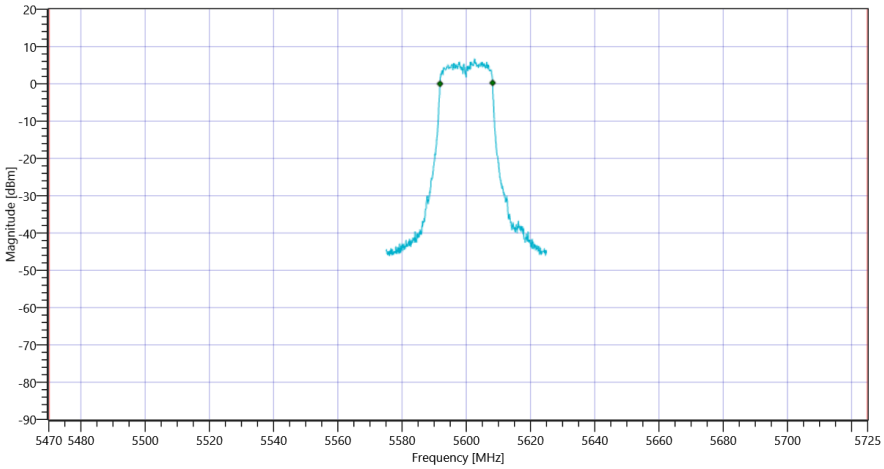

FCC Part 15.407 & ISED Bandwidths ~ WLAN5Gx a mode U-NII-2C

RESULT					
Test Description	Lower Limit	Upper Limit	Measured	Unit	Verdict
Bandwidth 20dB	---	---	19.4	MHz	INFO
T1 26dB	5470.000000	---	5590.2000	MHz	PASS since U-NII-3 is supported
T2 26dB	---	5725.000000	5609.6000	MHz	

Plot: Bandwidth only

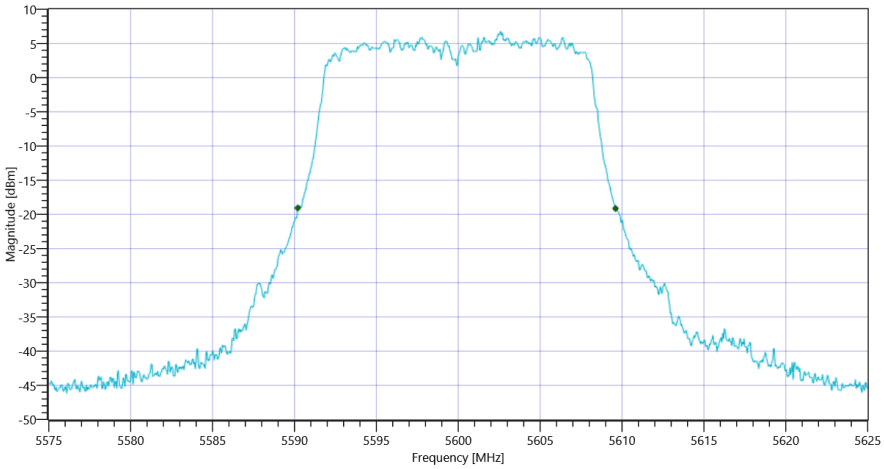

FCC Part 15.407 & ISED Bandwidths ~ WLAN5Gx a mode U-NII-2C 26dB

Plot: Bandwidth within Band

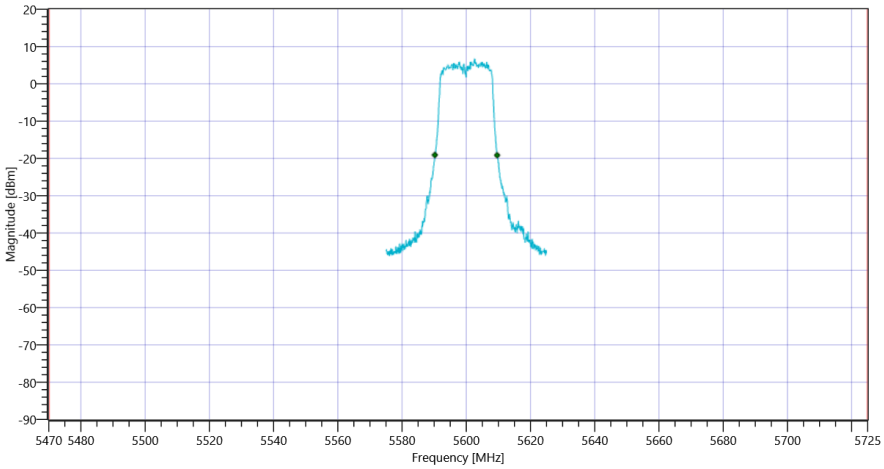

FCC Part 15.407 & ISED Bandwidths ~ WLAN5Gx a mode U-NII-2C

General verdict	PASS

FCC Part 15.407 & ISED Bandwidths ~ WLAN5Gx a mode U-NII-2C

Test References	
TC Start	04.04.2022 14:39:46
Ambit Temp [°C] | Humidity [rel%]	27.7 | 17
System Version	3.0.6.0
Test Specification	FCC Part 15.407 & ISET RSS-GEN
Test Method	26dB Bandwidth KDB789033 D02, C.1 / ISED RSS-GEN
TC Version	0.0.1
My Description	FCC 15.407 Bandwidths - WLAN5Gx a mode U-NII-2C
Add. Information	

EUT Common Settings WLAN5Gx	
Number of Antenna Ports	4
User Interaction	No
Device Class UNII_1	AP indoor

Test Parameter	
Technology to test	WLAN5Gx a mode U-NII-2C
Antenna Port used	3
Temperature	nom
Voltage	nom
Frequency low to test	True | Freq [MHz] 5500
Frequency mid to test	False | Freq [MHz] 5600
Frequency high to test	False | Freq [MHz] 5700
Auto Control enabled Power Supply | Climatic Box	No | No
Additional Path Loss [dB]	0.5
Switched Path	EUT - SignalingUnit - SpectrumAnalyzer

Test Equipment
Signal analyzer,Rohde&Schwarz,FSV-30,1321.3008K30/103809,3.70
Switch matrix,CTCadvanced,RSM-1 NI DAQ,29655273,NI

Test at TX 5500 MHz

RESULT: Reference Power cond.					
Test Description	Lower Limit	Upper Limit	Measured	Unit	Verdict
Ref. Power 1MHz/1MHz cond.	---	---	6.37	dBm	INFO
Ref. Frequency	---	---	5498.000	MHz	INFO

READ SA SETTINGS:	
RefLevel [dBm] | RefLevelOffset [dB] | InpAtt [dB]	14.37 | 11.14 | 20
Start [MHz] | Stop [MHz]	5475.000 | 5525.000
RBW [MHz] | VBW [MHz]	0.300000 | 1.000000
Detector | TraceMode	POS | MAXH
Sweep: Time [ms] | Count | Points per Section | Type	1 | 2500 | 1001 | SWE

RESULT					
Test Description	Lower Limit	Upper Limit	Measured	Unit	Verdict
Bandwidth 99%	---	---	16.434	MHz	INFO
T1 99%	5470.000000	---	5491.8082	MHz	PASS since U-NII-3 is supported
T2 99%	---	5725.000000	5508.2418	MHz	

Plot: Bandwidth only

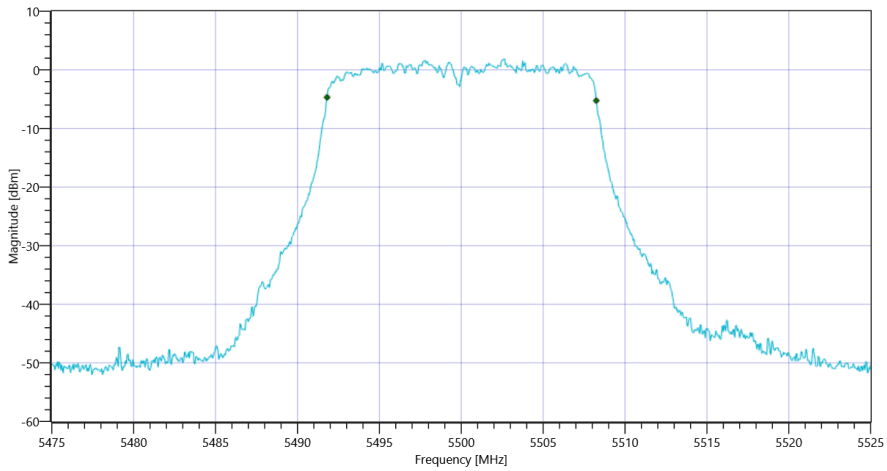

FCC Part 15.407 & ISED Bandwidths ~ WLAN5Gx a mode U-NII-2C 99PCT

Plot: Bandwidth within Band

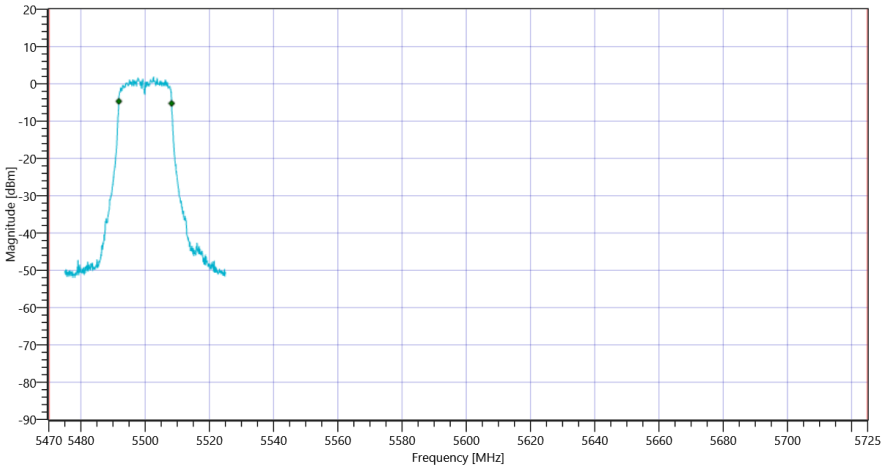

FCC Part 15.407 & ISED Bandwidths ~ WLAN5Gx a mode U-NII-2C

RESULT					
Test Description	Lower Limit	Upper Limit	Measured	Unit	Verdict
Bandwidth 20dB	---	---	19.45	MHz	INFO
T1 26dB	5470.000000	---	5490.3000	MHz	PASS since U-NII-3 is supported
T2 26dB	---	5725.000000	5509.7500	MHz	

Plot: Bandwidth only

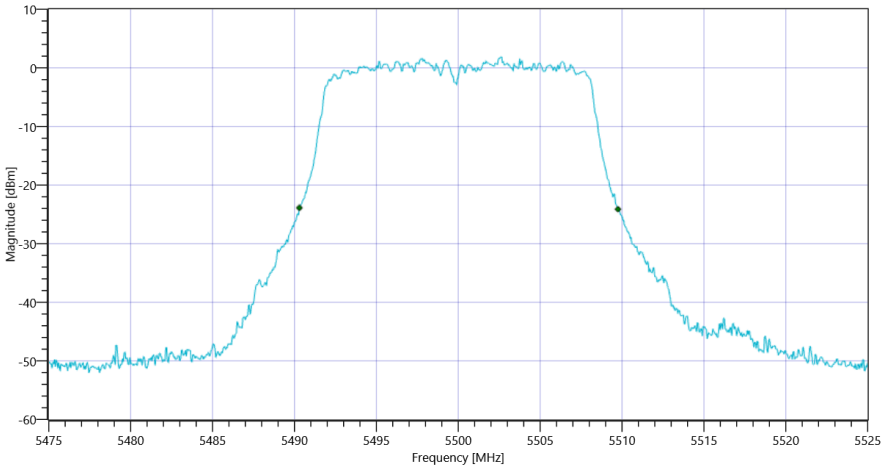

FCC Part 15.407 & ISED Bandwidths ~ WLAN5Gx a mode U-NII-2C 26dB

Plot: Bandwidth within Band

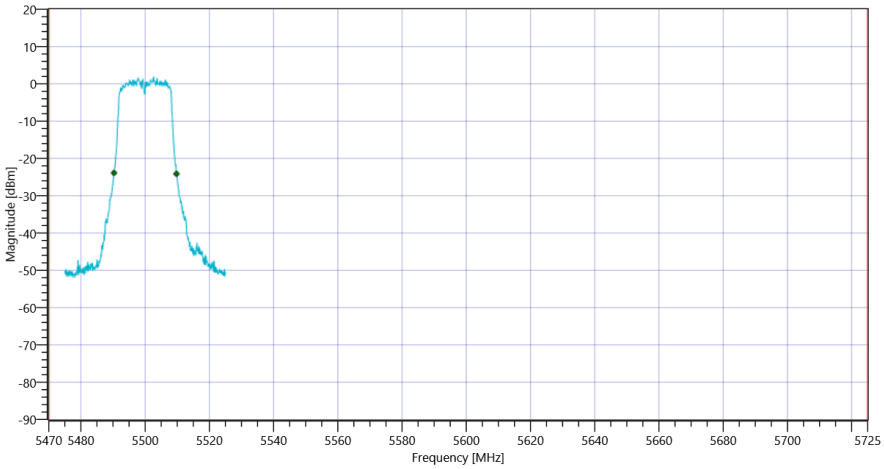

FCC Part 15.407 & ISED Bandwidths ~ WLAN5Gx a mode U-NII-2C

General verdict	PASS

FCC Part 15.407 & ISED Bandwidths ~ WLAN5Gx a mode U-NII-2A

Test References	
TC Start	04.04.2022 14:37:10
Ambit Temp [°C] | Humidity [rel%]	27.5 | 17
System Version	3.0.6.0
Test Specification	FCC Part 15.407 & ISET RSS-GEN
Test Method	26dB Bandwidth KDB789033 D02, C.1 / ISED RSS-GEN
TC Version	0.0.1
My Description	FCC 15.407 Bandwidths - WLAN5Gx a mode U-NII-2A
Add. Information	

EUT Common Settings WLAN5Gx	
Number of Antenna Ports	4
User Interaction	No
Device Class UNII_1	AP indoor

Test Parameter	
Technology to test	WLAN5Gx a mode U-NII-2A
Antenna Port used	3
Temperature	nom
Voltage	nom
Frequency low to test	False | Freq [MHz] 5260
Frequency mid to test	False | Freq [MHz] 5300
Frequency high to test	True | Freq [MHz] 5320
Auto Control enabled Power Supply | Climatic Box	No | No
Additional Path Loss [dB]	0.5
Switched Path	EUT - SignalingUnit - SpectrumAnalyzer

Test Equipment
Signal analyzer,Rohde&Schwarz,FSV-30,1321.3008K30/103809,3.70
Switch matrix,CTCadvanced,RSM-1 NI DAQ,29655273,NI

Test at TX 5320 MHz

RESULT: Reference Power cond.					
Test Description	Lower Limit	Upper Limit	Measured	Unit	Verdict
Ref. Power 1MHz/1MHz cond.	---	---	12.56	dBm	INFO
Ref. Frequency	---	---	5323.200	MHz	INFO

READ SA SETTINGS:	
RefLevel [dBm] | RefLevelOffset [dB] | InpAtt [dB]	20.56 | 11.28 | 25
Start [MHz] | Stop [MHz]	5295.000 | 5345.000
RBW [MHz] | VBW [MHz]	0.300000 | 1.000000
Detector | TraceMode	POS | MAXH
Sweep: Time [ms] | Count | Points per Section | Type	1 | 2500 | 1001 | SWE

RESULT					
Test Description	Lower Limit	Upper Limit	Measured	Unit	Verdict
Bandwidth 99%	---	---	16.484	MHz	INFO
T1 99%	5250.000000	---	5311.7582	MHz	PASS since U-NII-1 is supported
T2 99%	---	5350.000000	5328.2418	MHz	PASS

Plot: Bandwidth only

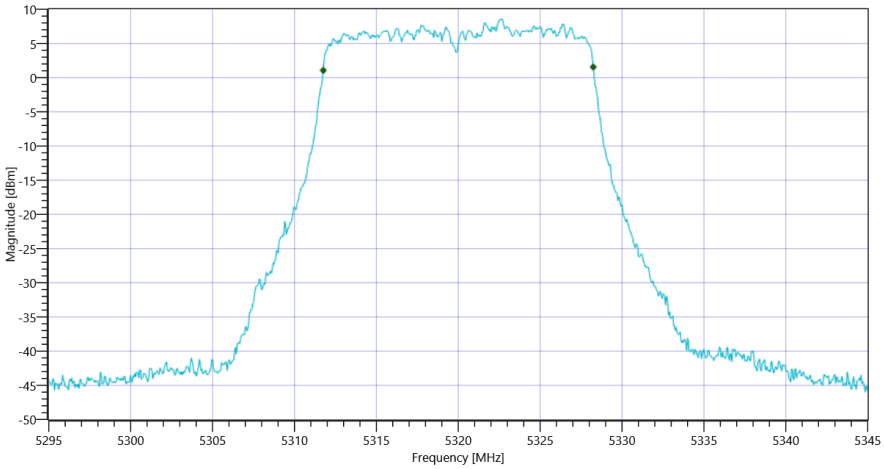

FCC Part 15.407 & ISED Bandwidths ~ WLAN5Gx a mode U-NII-2A 99PCT

Plot: Bandwidth within Band

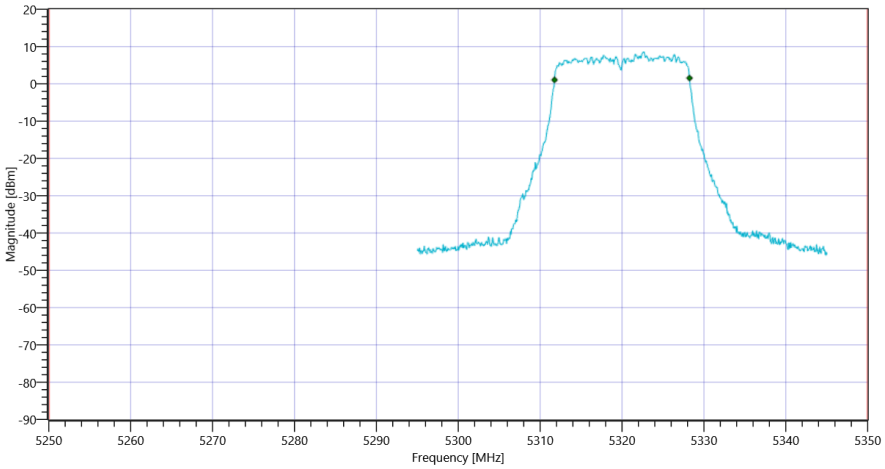

FCC Part 15.407 & ISED Bandwidths ~ WLAN5Gx a mode U-NII-2A

RESULT					
Test Description	Lower Limit	Upper Limit	Measured	Unit	Verdict
Bandwidth 20dB	---	---	19.4	MHz	INFO
T1 26dB	5250.000000	---	5310.3000	MHz	PASS since U-NII-1 is supported
T2 26dB	---	5350.000000	5329.7000	MHz	PASS

Plot: Bandwidth only

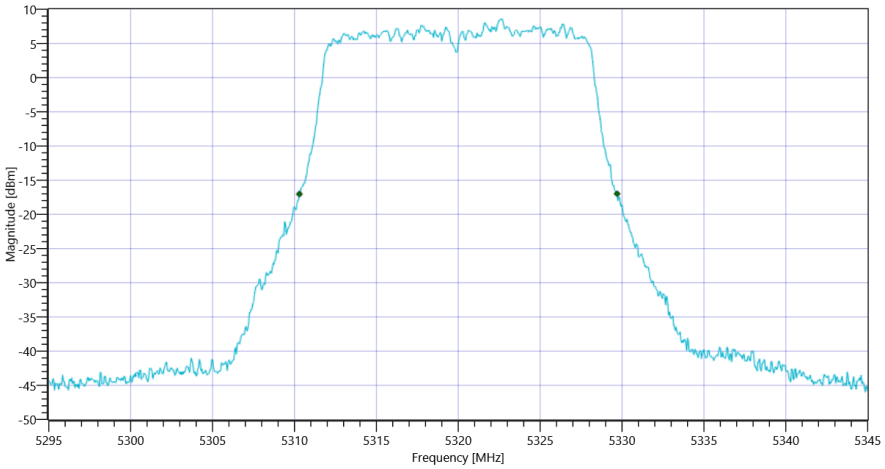

FCC Part 15.407 & ISED Bandwidths ~ WLAN5Gx a mode U-NII-2A 26dB

Plot: Bandwidth within Band

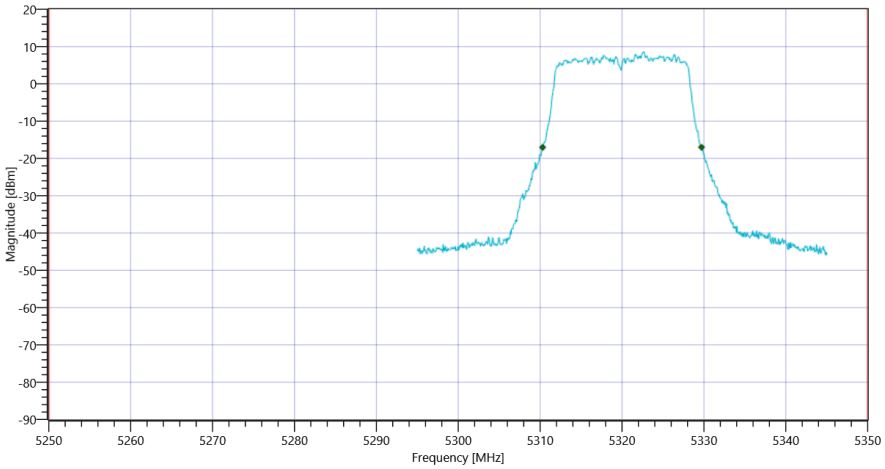

FCC Part 15.407 & ISED Bandwidths ~ WLAN5Gx a mode U-NII-2A

General verdict	PASS

FCC Part 15.407 & ISED Bandwidths ~ WLAN5Gx a mode U-NII-2A

Test References	
TC Start	04.04.2022 14:34:34
Ambit Temp [°C] | Humidity [rel%]	27.2 | 17
System Version	3.0.6.0
Test Specification	FCC Part 15.407 & ISET RSS-GEN
Test Method	26dB Bandwidth KDB789033 D02, C.1 / ISED RSS-GEN
TC Version	0.0.1
My Description	FCC 15.407 Bandwidths - WLAN5Gx a mode U-NII-2A
Add. Information	

EUT Common Settings WLAN5Gx	
Number of Antenna Ports	4
User Interaction	No
Device Class UNII_1	AP indoor

Test Parameter	
Technology to test	WLAN5Gx a mode U-NII-2A
Antenna Port used	3
Temperature	nom
Voltage	nom
Frequency low to test	False | Freq [MHz] 5260
Frequency mid to test	True | Freq [MHz] 5300
Frequency high to test	False | Freq [MHz] 5320
Auto Control enabled Power Supply | Climatic Box	No | No
Additional Path Loss [dB]	0.5
Switched Path	EUT - SignalingUnit - SpectrumAnalyzer

Test Equipment
Signal analyzer,Rohde&Schwarz,FSV-30,1321.3008K30/103809,3.70
Switch matrix,CTCadvanced,RSM-1 NI DAQ,29655273,NI

Test at TX 5300 MHz

RESULT: Reference Power cond.					
Test Description	Lower Limit	Upper Limit	Measured	Unit	Verdict
Ref. Power 1MHz/1MHz cond.	---	---	12.57	dBm	INFO
Ref. Frequency	---	---	5302.600	MHz	INFO

READ SA SETTINGS:	
RefLevel [dBm] | RefLevelOffset [dB] | InpAtt [dB]	20.57 | 11.32 | 25
Start [MHz] | Stop [MHz]	5275.000 | 5325.000
RBW [MHz] | VBW [MHz]	0.300000 | 1.000000
Detector | TraceMode	POS | MAXH
Sweep: Time [ms] | Count | Points per Section | Type	1 | 2500 | 1001 | SWE

RESULT					
Test Description	Lower Limit	Upper Limit	Measured	Unit	Verdict
Bandwidth 99%	---	---	16.484	MHz	INFO
T1 99%	5250.000000	---	5291.7582	MHz	PASS since U-NII-1 is supported
T2 99%	---	5350.000000	5308.2418	MHz	PASS

Plot: Bandwidth only

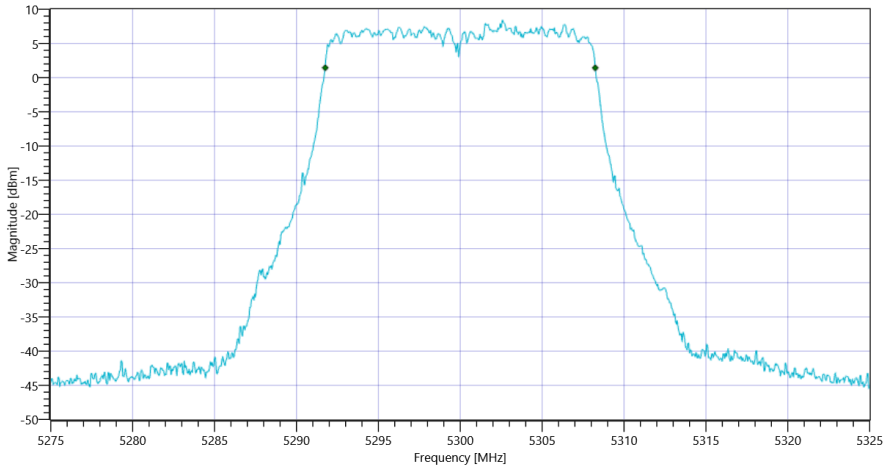

FCC Part 15.407 & ISED Bandwidths ~ WLAN5Gx a mode U-NII-2A 99PCT

Plot: Bandwidth within Band

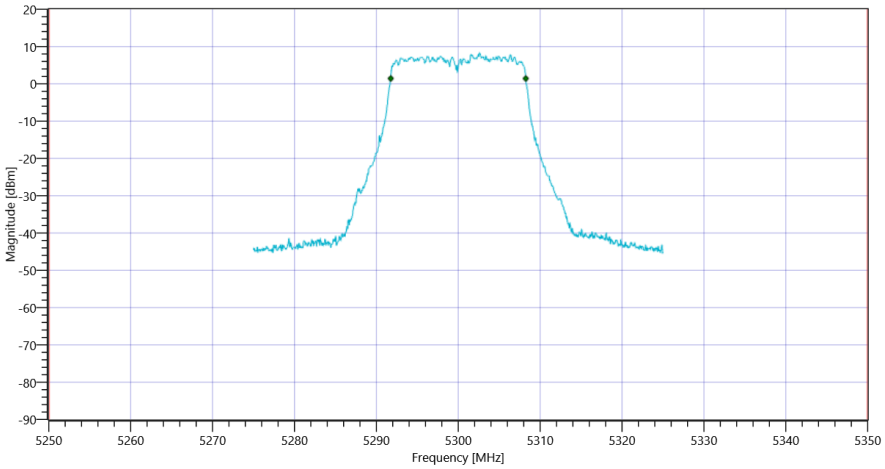

FCC Part 15.407 & ISED Bandwidths ~ WLAN5Gx a mode U-NII-2A

RESULT					
Test Description	Lower Limit	Upper Limit	Measured	Unit	Verdict
Bandwidth 20dB	---	---	19.6	MHz	INFO
T1 26dB	5250.000000	---	5290.2000	MHz	PASS since U-NII-1 is supported
T2 26dB	---	5350.000000	5309.8000	MHz	PASS

Plot: Bandwidth only

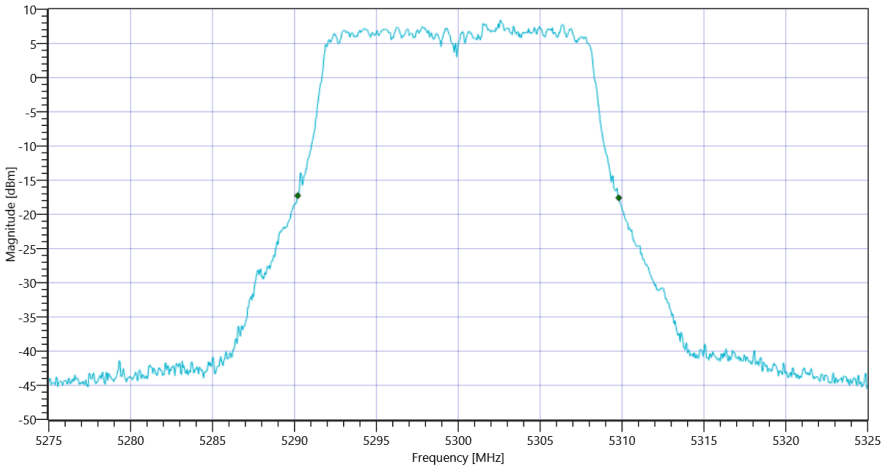

FCC Part 15.407 & ISED Bandwidths ~ WLAN5Gx a mode U-NII-2A 26dB

Plot: Bandwidth within Band

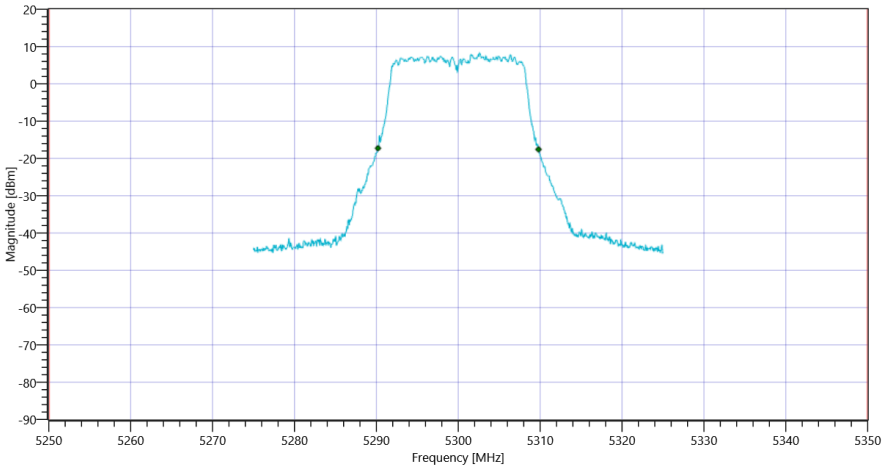

FCC Part 15.407 & ISED Bandwidths ~ WLAN5Gx a mode U-NII-2A

General verdict	PASS

FCC Part 15.407 & ISED Bandwidths ~ WLAN5Gx a mode U-NII-2A

Test References	
TC Start	04.04.2022 14:31:57
Ambit Temp [°C] | Humidity [rel%]	26.8 | 17
System Version	3.0.6.0
Test Specification	FCC Part 15.407 & ISET RSS-GEN
Test Method	26dB Bandwidth KDB789033 D02, C.1 / ISED RSS-GEN
TC Version	0.0.1
My Description	FCC 15.407 Bandwidths - WLAN5Gx a mode U-NII-2A
Add. Information	

EUT Common Settings WLAN5Gx	
Number of Antenna Ports	4
User Interaction	No
Device Class UNII_1	AP indoor

Test Parameter	
Technology to test	WLAN5Gx a mode U-NII-2A
Antenna Port used	3
Temperature	nom
Voltage	nom
Frequency low to test	True | Freq [MHz] 5260
Frequency mid to test	False | Freq [MHz] 5300
Frequency high to test	False | Freq [MHz] 5320
Auto Control enabled Power Supply | Climatic Box	No | No
Additional Path Loss [dB]	0.5
Switched Path	EUT - SignalingUnit - SpectrumAnalyzer

Test Equipment
Signal analyzer,Rohde&Schwarz,FSV-30,1321.3008K30/103809,3.70
Switch matrix,CTCadvanced,RSM-1 NI DAQ,29655273,NI

Test at TX 5260 MHz

RESULT: Reference Power cond.					
Test Description	Lower Limit	Upper Limit	Measured	Unit	Verdict
Ref. Power 1MHz/1MHz cond.	---	---	13.05	dBm	INFO
Ref. Frequency	---	---	5262.200	MHz	INFO

READ SA SETTINGS:	
RefLevel [dBm] | RefLevelOffset [dB] | InpAtt [dB]	21.05 | 11.33 | 25
Start [MHz] | Stop [MHz]	5235.000 | 5285.000
RBW [MHz] | VBW [MHz]	0.300000 | 1.000000
Detector | TraceMode	POS | MAXH
Sweep: Time [ms] | Count | Points per Section | Type	1 | 2500 | 1001 | SWE

RESULT					
Test Description	Lower Limit	Upper Limit	Measured	Unit	Verdict
Bandwidth 99%	---	---	16.434	MHz	INFO
T1 99%	5250.000000	---	5251.8082	MHz	PASS since U-NII-1 is supported
T2 99%	---	5350.000000	5268.2418	MHz	PASS

Plot: Bandwidth only

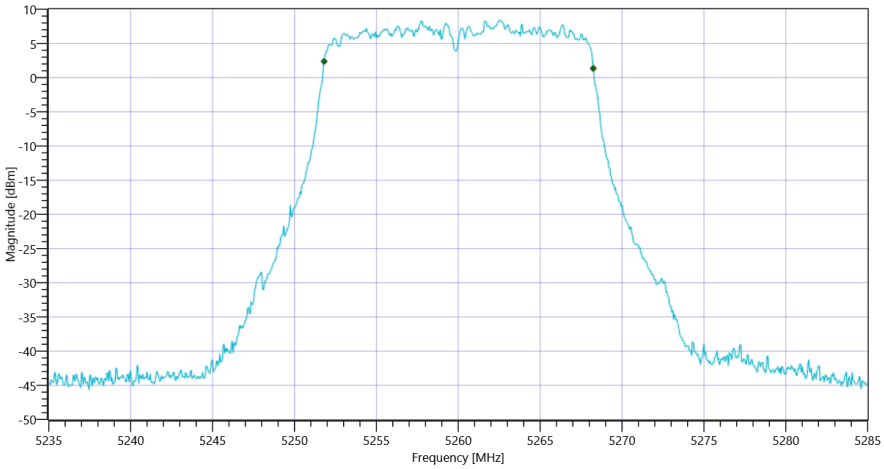

FCC Part 15.407 & ISED Bandwidths ~ WLAN5Gx a mode U-NII-2A 99PCT

Plot: Bandwidth within Band

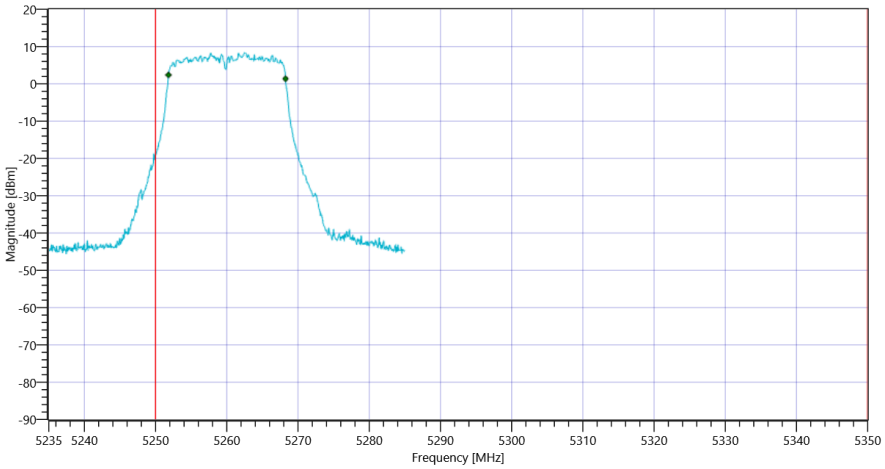

FCC Part 15.407 & ISED Bandwidths ~ WLAN5Gx a mode U-NII-2A

RESULT					
Test Description	Lower Limit	Upper Limit	Measured	Unit	Verdict
Bandwidth 20dB	---	---	19.5	MHz	INFO
T1 26dB	5250.000000	---	5250.2500	MHz	PASS since U-NII-1 is supported
T2 26dB	---	5350.000000	5269.7500	MHz	PASS

Plot: Bandwidth only

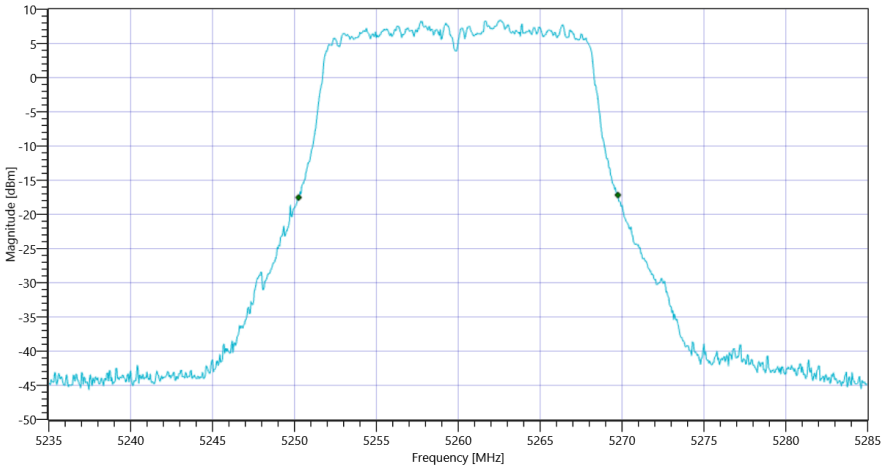

FCC Part 15.407 & ISED Bandwidths ~ WLAN5Gx a mode U-NII-2A 26dB

Plot: Bandwidth within Band

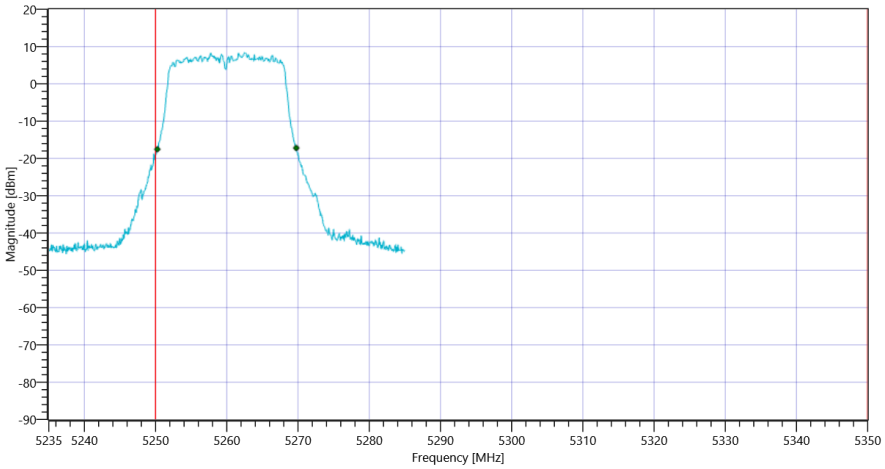

FCC Part 15.407 & ISED Bandwidths ~ WLAN5Gx a mode U-NII-2A

General verdict	PASS

FCC Part 15.407 & ISED Bandwidths ~ WLAN5Gx a mode U-NII-1

Test References	
TC Start	04.04.2022 14:29:21
Ambit Temp [°C] | Humidity [rel%]	26.2 | 18
System Version	3.0.6.0
Test Specification	FCC Part 15.407 & ISET RSS-GEN
Test Method	26dB Bandwidth KDB789033 D02, C.1 / ISED RSS-GEN
TC Version	0.0.1
My Description	FCC 15.407 Bandwidths - WLAN5Gx a mode U-NII-1
Add. Information	

EUT Common Settings WLAN5Gx	
Number of Antenna Ports	4
User Interaction	No
Device Class UNII_1	AP indoor

Test Parameter	
Technology to test	WLAN5Gx a mode U-NII-1
Antenna Port used	3
Temperature	nom
Voltage	nom
Frequency low to test	False | Freq [MHz] 5180
Frequency mid to test	False | Freq [MHz] 5200
Frequency high to test	True | Freq [MHz] 5240
Auto Control enabled Power Supply | Climatic Box	No | No
Additional Path Loss [dB]	0.5
Switched Path	EUT - SignalingUnit - SpectrumAnalyzer

Test Equipment
Signal analyzer,Rohde&Schwarz,FSV-30,1321.3008K30/103809,3.70
Switch matrix,CTCadvanced,RSM-1 NI DAQ,29655273,NI