Test at TX 5500 MHz

RESULT: Reference Power cond.					
Test Description	Lower Limit	Upper Limit	Measured	Unit	Verdict
Ref. Power 1MHz/1MHz cond.	---	---	9.44	dBm	INFO
Ref. Frequency	---	---	5507.190	MHz	INFO

Evaluation max. Duty Cycle

Duty Cycle evaluation					
Test Description	Lower Limit	Upper Limit	Measured	Unit	Verdict
Duty Cycle min	---	---	0	dB	DC > 98% defined

Evaluation Bandwidth

RESULT					
Test Description	Lower Limit	Upper Limit	Measured	Unit	Verdict
Bandwidth 26dB	---	---	19.68	MHz	INFO
T1 26dB	---	---	5490.2000	MHz	INFO
T2 26dB	---	---	5509.8800	MHz	INFO

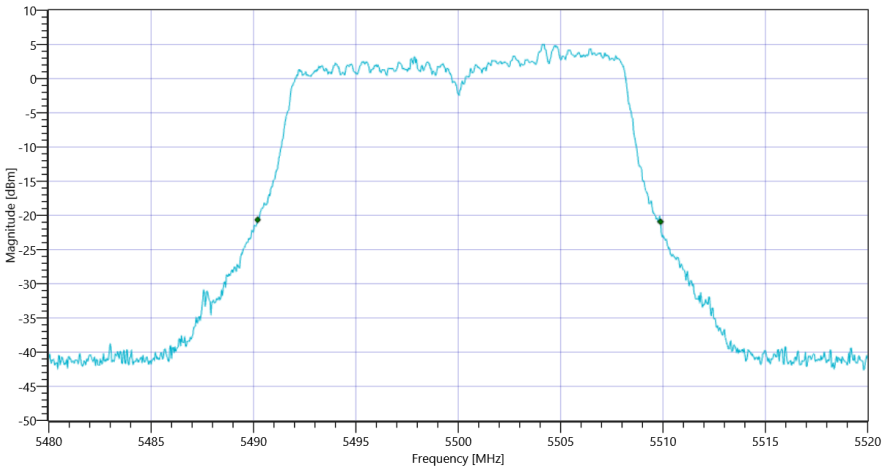

FCC Part 15.407 Max Output Power and PSD ~ WLAN5Gx a mode U-NII-2C_BW

Maximum Output Power

READ SA SETTINGS:	
RefLevel [dBm] | RefLevelOffset [dB] | InpAtt [dB]	21.44 | 11.14 | 25
Start [MHz] | Stop [MHz]	5480.000 | 5520.000
RBW [MHz] | VBW [MHz]	1.000000 | 3.000000
Detector | TraceMode	RMS | MAXH
Sweep: Time [ms] | Count | Points per Section | Type	53700 | 1 | 161 | SWE

RESULT					
Test Description	Lower Limit	Upper Limit	Measured	Unit	Verdict
Max Output Power	---	---	11.96	dBm	INFO
Duty Cycle Correction	---	---	0	dB	INFO
Limit absolute					

RESULT					
Test Description	Lower Limit	Upper Limit	Measured	Unit	Verdict
Max Output Power DC corrected	---	24	11.96	dBm	PASS
Limit by: 11 dBm + 10 log Bandwidth					
Max Output Power DC corrected	---	23.94	11.96	dBm	PASS

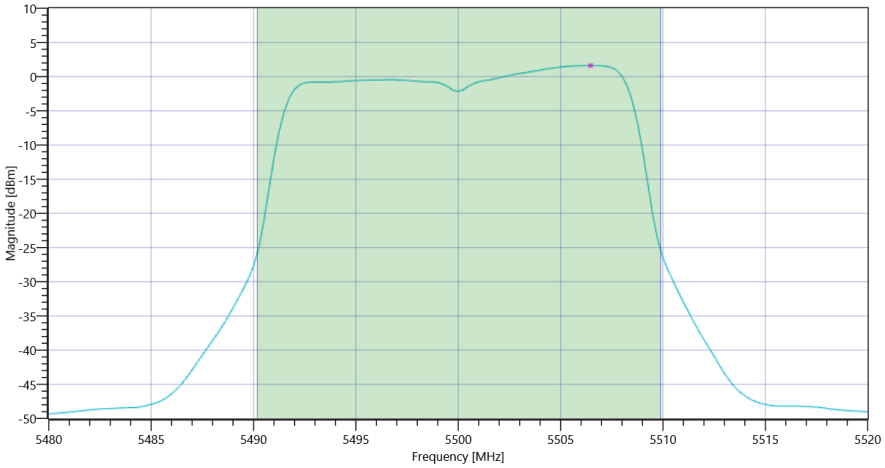

FCC Part 15.407 Max Output Power and PSD ~ WLAN5Gx a mode U-NII-2C Max OP and PSD

Power Spectral Density

RESULT					
Test Description	Lower Limit	Upper Limit	Measured	Unit	Verdict
Power Spectral Density	---	---	1.63	dBm/1MHz	INFO
Duty Cycle Correction	---	---	0	dB	INFO
Power Spectral Density DC corrected	---	11	1.63	dBm/1MHz	PASS

General verdict	PASS

FCC Part 15.407 Max Output Power and PSD ~ WLAN5Gx a mode U-NII-2A

Test References	
TC Start	04.04.2022 10:52:47
Ambit Temp [°C] | Humidity [rel%]	24.7 | 20
System Version	3.0.6.0
Test Specification	FCC Part 15.407
Test Method	KDB789033 D02, F., E.2.e.
TC Version	0.0.1
My Description	FCC 15.407 Max Output Power & PSD - WLAN5Gx a mode U-NII-2A
Add. Information	

EUT Common Settings WLAN5Gx	
Number of Antenna Ports	4
User Interaction	No
Device Class UNII_1	AP indoor

Test Parameter	
Technology to test	WLAN5Gx a mode U-NII-2A
Antenna Port used	1
Temperature	nom
Voltage	nom
Frequency low to test	False | Freq [MHz] 5260
Frequency mid to test	False | Freq [MHz] 5300
Frequency high to test	True | Freq [MHz] 5320
Auto Control enabled Power Supply | Climatic Box	No | No
Additional Path Loss [dB]	0.5
Switched Path	EUT - SignalingUnit - SpectrumAnalyzer

Test Equipment
Signal analyzer,Rohde&Schwarz,FSV-30,1321.3008K30/103809,3.70
Switch matrix,CTCadvanced,RSM-1 NI DAQ,29655273,NI

Test at TX 5320 MHz

RESULT: Reference Power cond.					
Test Description	Lower Limit	Upper Limit	Measured	Unit	Verdict
Ref. Power 1MHz/1MHz cond.	---	---	11.68	dBm	INFO
Ref. Frequency	---	---	5325.190	MHz	INFO

Evaluation max. Duty Cycle

Duty Cycle evaluation					
Test Description	Lower Limit	Upper Limit	Measured	Unit	Verdict
Duty Cycle min	---	---	0	dB	DC > 98% defined

Evaluation Bandwidth

RESULT					
Test Description	Lower Limit	Upper Limit	Measured	Unit	Verdict
Bandwidth 26dB	---	---	19.12	MHz	INFO
T1 26dB	---	---	5310.4000	MHz	INFO
T2 26dB	---	---	5329.5200	MHz	INFO

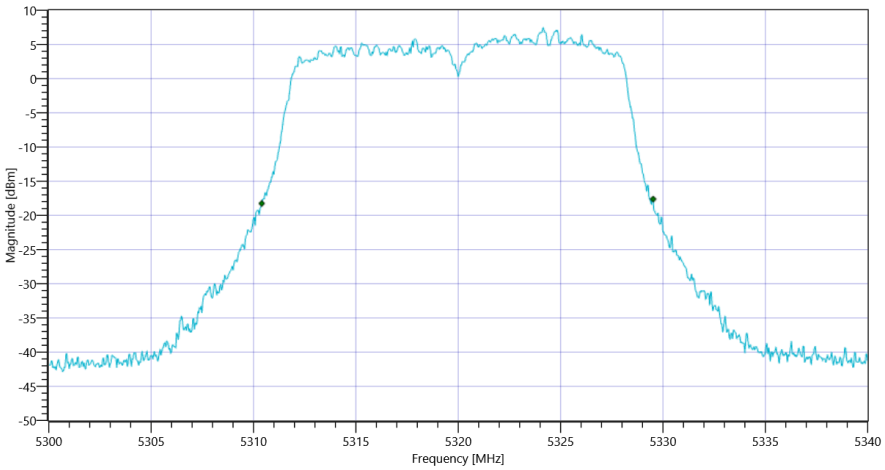

FCC Part 15.407 Max Output Power and PSD ~ WLAN5Gx a mode U-NII-2A_BW

Maximum Output Power

READ SA SETTINGS:	
RefLevel [dBm] | RefLevelOffset [dB] | InpAtt [dB]	23.68 | 11.28 | 30
Start [MHz] | Stop [MHz]	5300.000 | 5340.000
RBW [MHz] | VBW [MHz]	1.000000 | 3.000000
Detector | TraceMode	RMS | MAXH
Sweep: Time [ms] | Count | Points per Section | Type	53700 | 1 | 161 | SWE

RESULT					
Test Description	Lower Limit	Upper Limit	Measured	Unit	Verdict
Max Output Power	---	---	14.44	dBm	INFO
Duty Cycle Correction	---	---	0	dB	INFO
Limit absolute					

RESULT					
Test Description	Lower Limit	Upper Limit	Measured	Unit	Verdict
Max Output Power DC corrected	---	24	14.44	dBm	PASS
Limit by: 11 dBm + 10 log Bandwidth					
Max Output Power DC corrected	---	23.81	14.44	dBm	PASS

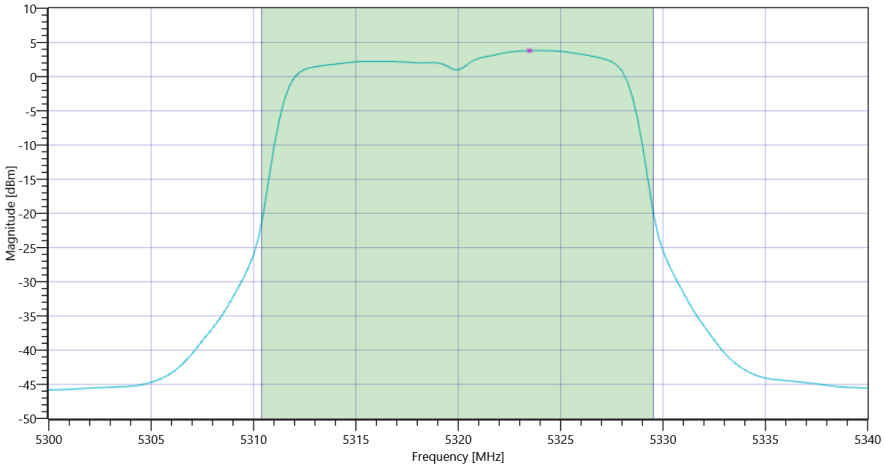

FCC Part 15.407 Max Output Power and PSD ~ WLAN5Gx a mode U-NII-2A Max OP and PSD

Power Spectral Density

RESULT					
Test Description	Lower Limit	Upper Limit	Measured	Unit	Verdict
Power Spectral Density	---	---	3.8	dBm/1MHz	INFO
Duty Cycle Correction	---	---	0	dB	INFO
Power Spectral Density DC corrected	---	11	3.8	dBm/1MHz	PASS

General verdict	PASS

FCC Part 15.407 Max Output Power and PSD ~ WLAN5Gx a mode U-NII-2A

Test References	
TC Start	04.04.2022 10:50:12
Ambit Temp [°C] | Humidity [rel%]	24.3 | 20
System Version	3.0.6.0
Test Specification	FCC Part 15.407
Test Method	KDB789033 D02, F., E.2.e.
TC Version	0.0.1
My Description	FCC 15.407 Max Output Power & PSD - WLAN5Gx a mode U-NII-2A
Add. Information	

EUT Common Settings WLAN5Gx	
Number of Antenna Ports	4
User Interaction	No
Device Class UNII_1	AP indoor

Test Parameter	
Technology to test	WLAN5Gx a mode U-NII-2A
Antenna Port used	1
Temperature	nom
Voltage	nom
Frequency low to test	False | Freq [MHz] 5260
Frequency mid to test	True | Freq [MHz] 5300
Frequency high to test	False | Freq [MHz] 5320
Auto Control enabled Power Supply | Climatic Box	No | No
Additional Path Loss [dB]	0.5
Switched Path	EUT - SignalingUnit - SpectrumAnalyzer

Test Equipment
Signal analyzer,Rohde&Schwarz,FSV-30,1321.3008K30/103809,3.70
Switch matrix,CTCadvanced,RSM-1 NI DAQ,29655273,NI

Test at TX 5300 MHz

RESULT: Reference Power cond.					
Test Description	Lower Limit	Upper Limit	Measured	Unit	Verdict
Ref. Power 1MHz/1MHz cond.	---	---	10.65	dBm	INFO
Ref. Frequency	---	---	5303.400	MHz	INFO

Evaluation max. Duty Cycle

Duty Cycle evaluation					
Test Description	Lower Limit	Upper Limit	Measured	Unit	Verdict
Duty Cycle min	---	---	0	dB	DC > 98% defined

Evaluation Bandwidth

RESULT					
Test Description	Lower Limit	Upper Limit	Measured	Unit	Verdict
Bandwidth 26dB	---	---	19.56	MHz	INFO
T1 26dB	---	---	5290.0400	MHz	INFO
T2 26dB	---	---	5309.6000	MHz	INFO

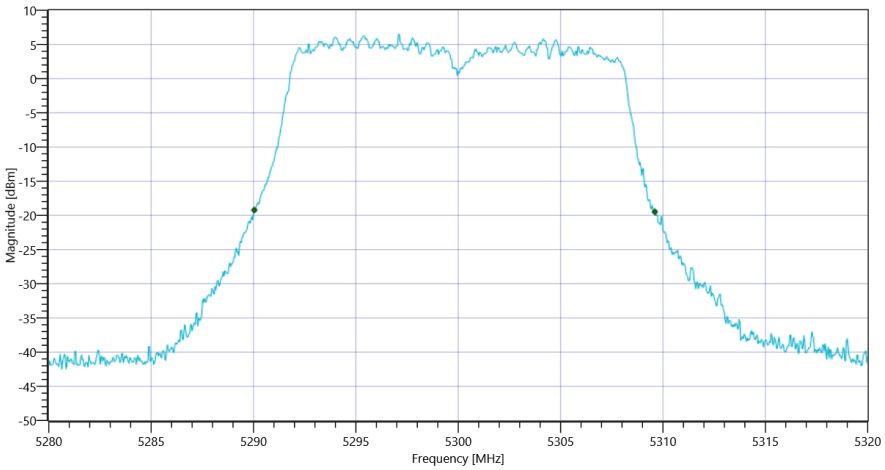

FCC Part 15.407 Max Output Power and PSD ~ WLAN5Gx a mode U-NII-2A_BW

Maximum Output Power

READ SA SETTINGS:	
RefLevel [dBm] | RefLevelOffset [dB] | InpAtt [dB]	22.65 | 11.32 | 30
Start [MHz] | Stop [MHz]	5280.000 | 5320.000
RBW [MHz] | VBW [MHz]	1.000000 | 3.000000
Detector | TraceMode	RMS | MAXH
Sweep: Time [ms] | Count | Points per Section | Type	53700 | 1 | 161 | SWE

RESULT					
Test Description	Lower Limit	Upper Limit	Measured	Unit	Verdict
Max Output Power	---	---	14.2	dBm	INFO
Duty Cycle Correction	---	---	0	dB	INFO
Limit absolute					

RESULT					
Test Description	Lower Limit	Upper Limit	Measured	Unit	Verdict
Max Output Power DC corrected	---	24	14.2	dBm	PASS
Limit by: 11 dBm + 10 log Bandwidth					
Max Output Power DC corrected	---	23.91	14.2	dBm	PASS

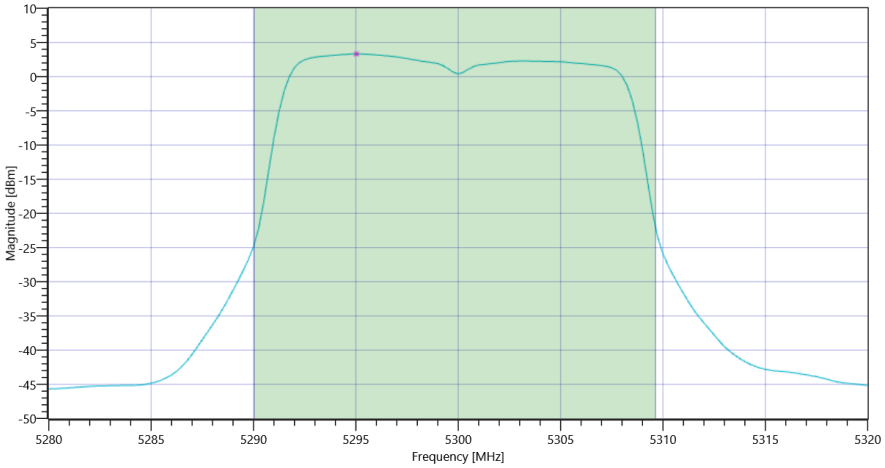

FCC Part 15.407 Max Output Power and PSD ~ WLAN5Gx a mode U-NII-2A Max OP and PSD

Power Spectral Density

RESULT					
Test Description	Lower Limit	Upper Limit	Measured	Unit	Verdict
Power Spectral Density	---	---	3.32	dBm/1MHz	INFO
Duty Cycle Correction	---	---	0	dB	INFO
Power Spectral Density DC corrected	---	11	3.32	dBm/1MHz	PASS

General verdict	PASS

FCC Part 15.407 Max Output Power and PSD ~ WLAN5Gx a mode U-NII-2A

Test References	
TC Start	04.04.2022 10:47:38
Ambit Temp [°C] | Humidity [rel%]	24.1 | 20
System Version	3.0.6.0
Test Specification	FCC Part 15.407
Test Method	KDB789033 D02, F., E.2.e.
TC Version	0.0.1
My Description	FCC 15.407 Max Output Power & PSD - WLAN5Gx a mode U-NII-2A
Add. Information	

EUT Common Settings WLAN5Gx	
Number of Antenna Ports	4
User Interaction	No
Device Class UNII_1	AP indoor

Test Parameter	
Technology to test	WLAN5Gx a mode U-NII-2A
Antenna Port used	1
Temperature	nom
Voltage	nom
Frequency low to test	True | Freq [MHz] 5260
Frequency mid to test	False | Freq [MHz] 5300
Frequency high to test	False | Freq [MHz] 5320
Auto Control enabled Power Supply | Climatic Box	No | No
Additional Path Loss [dB]	0.5
Switched Path	EUT - SignalingUnit - SpectrumAnalyzer

Test Equipment
Signal analyzer,Rohde&Schwarz,FSV-30,1321.3008K30/103809,3.70
Switch matrix,CTCadvanced,RSM-1 NI DAQ,29655273,NI

Test at TX 5260 MHz

RESULT: Reference Power cond.					
Test Description	Lower Limit	Upper Limit	Measured	Unit	Verdict
Ref. Power 1MHz/1MHz cond.	---	---	10.68	dBm	INFO
Ref. Frequency	---	---	5263.800	MHz	INFO

Evaluation max. Duty Cycle

Duty Cycle evaluation					
Test Description	Lower Limit	Upper Limit	Measured	Unit	Verdict
Duty Cycle min	---	---	0	dB	DC > 98% defined

Evaluation Bandwidth

RESULT					
Test Description	Lower Limit	Upper Limit	Measured	Unit	Verdict
Bandwidth 26dB	---	---	19.68	MHz	INFO
T1 26dB	---	---	5250.0800	MHz	INFO
T2 26dB	---	---	5269.7600	MHz	INFO

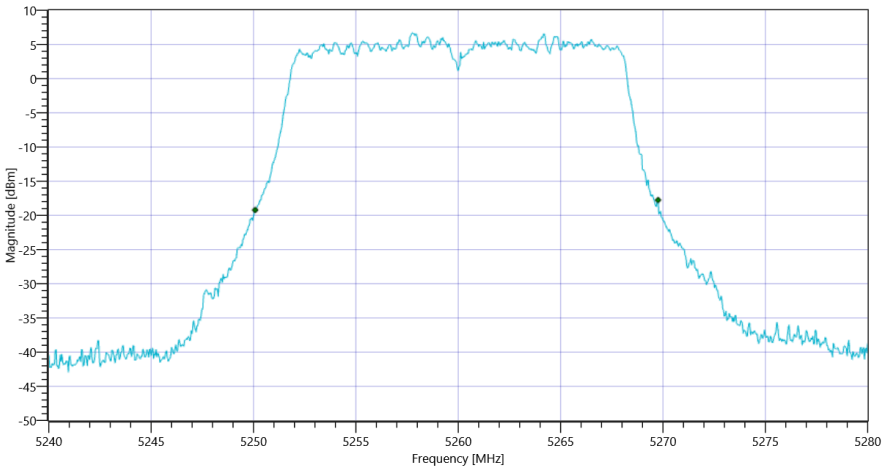

FCC Part 15.407 Max Output Power and PSD ~ WLAN5Gx a mode U-NII-2A_BW

Maximum Output Power

READ SA SETTINGS:	
RefLevel [dBm] | RefLevelOffset [dB] | InpAtt [dB]	22.68 | 11.33 | 30
Start [MHz] | Stop [MHz]	5240.000 | 5280.000
RBW [MHz] | VBW [MHz]	1.000000 | 3.000000
Detector | TraceMode	RMS | MAXH
Sweep: Time [ms] | Count | Points per Section | Type	53700 | 1 | 161 | SWE

RESULT					
Test Description	Lower Limit	Upper Limit	Measured	Unit	Verdict
Max Output Power	---	---	14.66	dBm	INFO
Duty Cycle Correction	---	---	0	dB	INFO
Limit absolute					

RESULT					
Test Description	Lower Limit	Upper Limit	Measured	Unit	Verdict
Max Output Power DC corrected	---	24	14.66	dBm	PASS
Limit by: 11 dBm + 10 log Bandwidth					
Max Output Power DC corrected	---	23.94	14.66	dBm	PASS

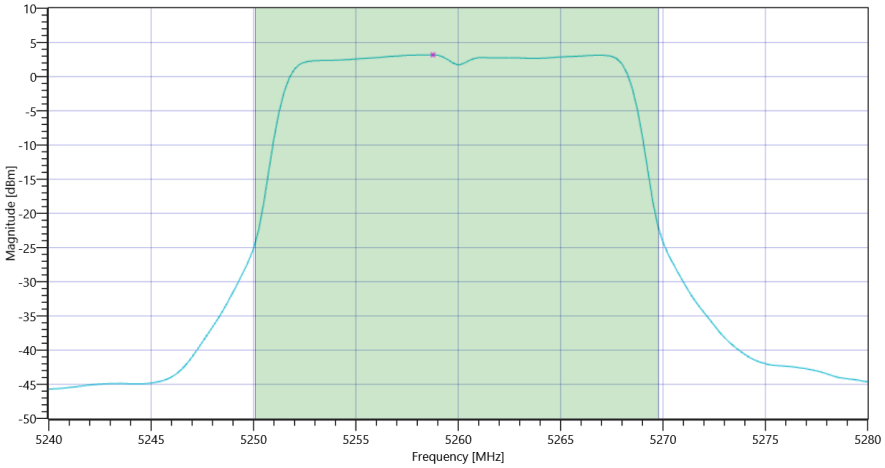

FCC Part 15.407 Max Output Power and PSD ~ WLAN5Gx a mode U-NII-2A Max OP and PSD

Power Spectral Density

RESULT					
Test Description	Lower Limit	Upper Limit	Measured	Unit	Verdict
Power Spectral Density	---	---	3.18	dBm/1MHz	INFO
Duty Cycle Correction	---	---	0	dB	INFO
Power Spectral Density DC corrected	---	11	3.18	dBm/1MHz	PASS

General verdict	PASS

FCC Part 15.407 Max Output Power and PSD ~ WLAN5Gx a mode U-NII-1

Test References	
TC Start	04.04.2022 10:45:02
Ambit Temp [°C] | Humidity [rel%]	23.6 | 21
System Version	3.0.6.0
Test Specification	FCC Part 15.407
Test Method	KDB789033 D02, F., E.2.e.
TC Version	0.0.1
My Description	FCC 15.407 Max Output Power & PSD - WLAN5Gx a mode U-NII-1
Add. Information	

EUT Common Settings WLAN5Gx	
Number of Antenna Ports	4
User Interaction	No
Device Class UNII_1	AP indoor

Test Parameter	
Technology to test	WLAN5Gx a mode U-NII-1
Antenna Port used	1
Temperature	nom
Voltage	nom
Frequency low to test	False | Freq [MHz] 5180
Frequency mid to test	False | Freq [MHz] 5200
Frequency high to test	True | Freq [MHz] 5240
Auto Control enabled Power Supply | Climatic Box	No | No
Additional Path Loss [dB]	0.5
Switched Path	EUT - SignalingUnit - SpectrumAnalyzer

Test Equipment
Signal analyzer,Rohde&Schwarz,FSV-30,1321.3008K30/103809,3.70
Switch matrix,CTCadvanced,RSM-1 NI DAQ,29655273,NI

Test at TX 5240 MHz

RESULT: Reference Power cond.					
Test Description	Lower Limit	Upper Limit	Measured	Unit	Verdict
Ref. Power 1MHz/1MHz cond.	---	---	17.18	dBm	INFO
Ref. Frequency	---	---	5236.600	MHz	INFO

Evaluation max. Duty Cycle

Duty Cycle evaluation					
Test Description	Lower Limit	Upper Limit	Measured	Unit	Verdict
Duty Cycle min	---	---	0	dB	DC > 98% defined

Evaluation Bandwidth

RESULT					
Test Description	Lower Limit	Upper Limit	Measured	Unit	Verdict
Bandwidth 26dB	---	---	19.76	MHz	INFO
T1 26dB	---	---	5229.7600	MHz	INFO
T2 26dB	---	---	5249.5200	MHz	INFO

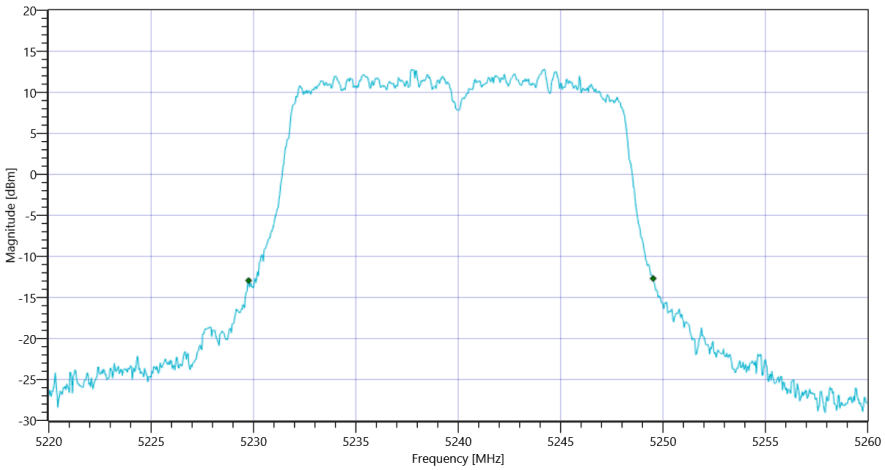

FCC Part 15.407 Max Output Power and PSD ~ WLAN5Gx a mode U-NII-1_BW

Maximum Output Power

READ SA SETTINGS:	
RefLevel [dBm] | RefLevelOffset [dB] | InpAtt [dB]	29.18 | 11.32 | 35
Start [MHz] | Stop [MHz]	5220.000 | 5260.000
RBW [MHz] | VBW [MHz]	1.000000 | 3.000000
Detector | TraceMode	RMS | MAXH
Sweep: Time [ms] | Count | Points per Section | Type	53700 | 1 | 161 | SWE

RESULT					
Test Description	Lower Limit	Upper Limit	Measured	Unit	Verdict
Max Output Power	---	---	20.82	dBm	INFO
Duty Cycle Correction	---	---	0	dB	INFO
Limit absolute					

RESULT					
Test Description	Lower Limit	Upper Limit	Measured	Unit	Verdict
Max Output Power DC corrected	---	30	20.82	dBm	PASS
Limit by: 11 dBm + 10 log Bandwidth					
Max Output Power DC corrected	---	23.96	20.82	dBm	not applicable

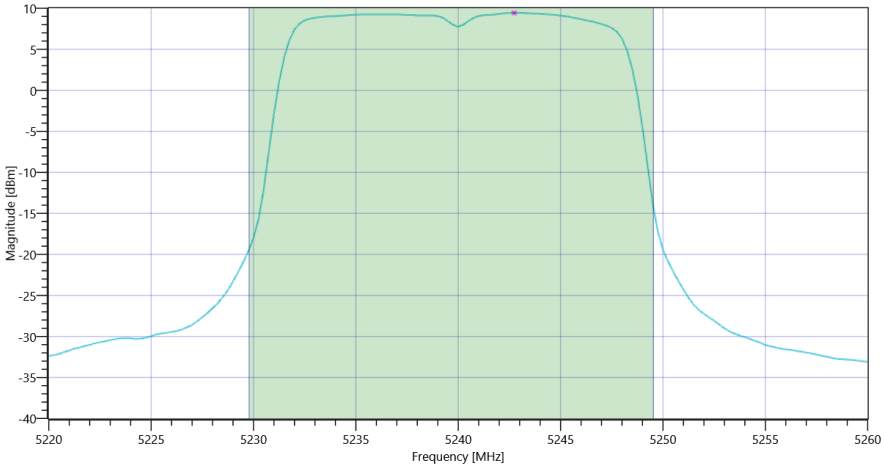

FCC Part 15.407 Max Output Power and PSD ~ WLAN5Gx a mode U-NII-1 Max OP and PSD

Power Spectral Density

RESULT					
Test Description	Lower Limit	Upper Limit	Measured	Unit	Verdict
Power Spectral Density	---	---	9.43	dBm/1MHz	INFO
Duty Cycle Correction	---	---	0	dB	INFO
Power Spectral Density DC corrected	---	17	9.43	dBm/1MHz	PASS

General verdict	PASS

FCC Part 15.407 Max Output Power and PSD ~ WLAN5Gx a mode U-NII-1

Test References	
TC Start	04.04.2022 10:42:19
Ambit Temp [°C] | Humidity [rel%]	23.4 | 20
System Version	3.0.6.0
Test Specification	FCC Part 15.407
Test Method	KDB789033 D02, F., E.2.e.
TC Version	0.0.1
My Description	FCC 15.407 Max Output Power & PSD - WLAN5Gx a mode U-NII-1
Add. Information	

EUT Common Settings WLAN5Gx	
Number of Antenna Ports	4
User Interaction	No
Device Class UNII_1	AP indoor

Test Parameter	
Technology to test	WLAN5Gx a mode U-NII-1
Antenna Port used	1
Temperature	nom
Voltage	nom
Frequency low to test	False | Freq [MHz] 5180
Frequency mid to test	True | Freq [MHz] 5200
Frequency high to test	False | Freq [MHz] 5240
Auto Control enabled Power Supply | Climatic Box	No | No
Additional Path Loss [dB]	0.5
Switched Path	EUT - SignalingUnit - SpectrumAnalyzer

Test Equipment
Signal analyzer,Rohde&Schwarz,FSV-30,1321.3008K30/103809,3.70
Switch matrix,CTCadvanced,RSM-1 NI DAQ,29655273,NI

Test at TX 5200 MHz

RESULT: Reference Power cond.					
Test Description	Lower Limit	Upper Limit	Measured	Unit	Verdict
Ref. Power 1MHz/1MHz cond.	---	---	18.84	dBm	INFO
Ref. Frequency	---	---	5201.600	MHz	INFO

Evaluation max. Duty Cycle

Duty Cycle evaluation					
Test Description	Lower Limit	Upper Limit	Measured	Unit	Verdict
Duty Cycle min	---	---	0	dB	DC > 98% defined

Evaluation Bandwidth

RESULT					
Test Description	Lower Limit	Upper Limit	Measured	Unit	Verdict
Bandwidth 26dB	---	---	23.24	MHz	INFO
T1 26dB	---	---	5187.8800	MHz	INFO
T2 26dB	---	---	5211.1200	MHz	INFO

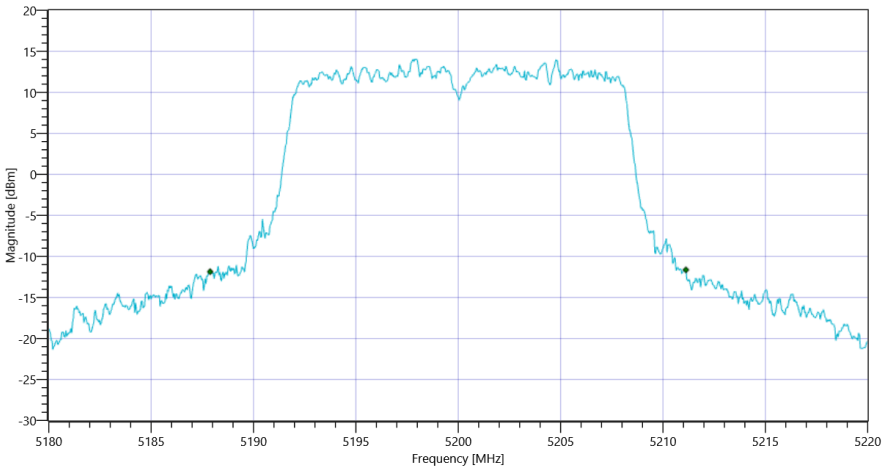

FCC Part 15.407 Max Output Power and PSD ~ WLAN5Gx a mode U-NII-1_BW

Maximum Output Power

READ SA SETTINGS:	
RefLevel [dBm] | RefLevelOffset [dB] | InpAtt [dB]	30.84 | 11.27 | 35
Start [MHz] | Stop [MHz]	5180.000 | 5220.000
RBW [MHz] | VBW [MHz]	1.000000 | 3.000000
Detector | TraceMode	RMS | MAXH
Sweep: Time [ms] | Count | Points per Section | Type	53700 | 1 | 161 | SWE

RESULT					
Test Description	Lower Limit	Upper Limit	Measured	Unit	Verdict
Max Output Power	---	---	22.02	dBm	INFO
Duty Cycle Correction	---	---	0	dB	INFO
Limit absolute					

RESULT					
Test Description	Lower Limit	Upper Limit	Measured	Unit	Verdict
Max Output Power DC corrected	---	30	22.02	dBm	PASS
Limit by: 11 dBm + 10 log Bandwidth					
Max Output Power DC corrected	---	24.66	22.02	dBm	not applicable

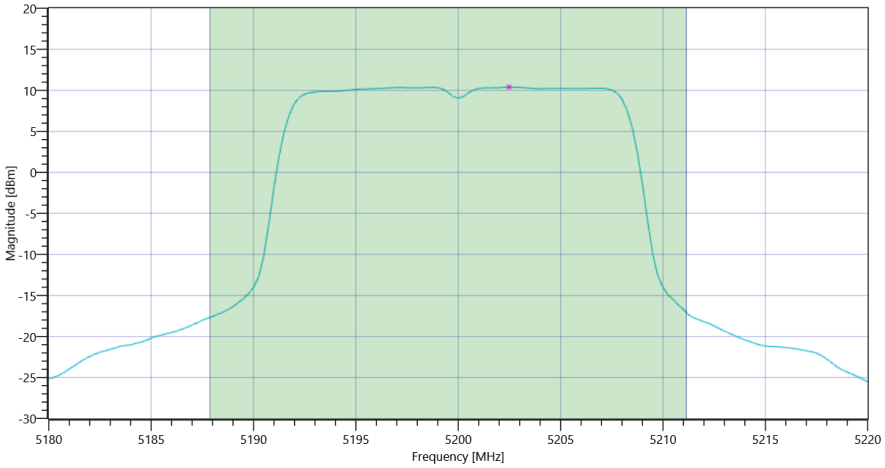

FCC Part 15.407 Max Output Power and PSD ~ WLAN5Gx a mode U-NII-1 Max OP and PSD

Power Spectral Density

RESULT					
Test Description	Lower Limit	Upper Limit	Measured	Unit	Verdict
Power Spectral Density	---	---	10.39	dBm/1MHz	INFO
Duty Cycle Correction	---	---	0	dB	INFO
Power Spectral Density DC corrected	---	17	10.39	dBm/1MHz	PASS

General verdict	PASS

FCC Part 15.407 Max Output Power and PSD ~ WLAN5Gx a mode U-NII-2C

Test References	
TC Start	04.04.2022 16:29:34
Ambit Temp [°C] | Humidity [rel%]	29.4 | 15
System Version	3.0.6.0
Test Specification	FCC Part 15.407
Test Method	KDB789033 D02, F., E.2.e.
TC Version	0.0.1
My Description	FCC 15.407 Max Output Power & PSD - WLAN5Gx a mode U-NII-2C
Add. Information	

EUT Common Settings WLAN5Gx	
Number of Antenna Ports	4
User Interaction	No
Device Class UNII_1	AP indoor

Test Parameter	
Technology to test	WLAN5Gx a mode U-NII-2C
Antenna Port used	4
Temperature	nom
Voltage	nom
Frequency low to test	False | Freq [MHz] 5500
Frequency mid to test	False | Freq [MHz] 5600
Frequency high to test	True | Freq [MHz] 5700
Auto Control enabled Power Supply | Climatic Box	No | No
Additional Path Loss [dB]	0.5
Switched Path	EUT - SignalingUnit - SpectrumAnalyzer

Test Equipment
Signal analyzer,Rohde&Schwarz,FSV-30,1321.3008K30/103809,3.70
Switch matrix,CTCadvanced,RSM-1 NI DAQ,29655273,NI

Test at TX 5700 MHz

RESULT: Reference Power cond.					
Test Description	Lower Limit	Upper Limit	Measured	Unit	Verdict
Ref. Power 1MHz/1MHz cond.	---	---	13.63	dBm	INFO
Ref. Frequency	---	---	5696.600	MHz	INFO

Evaluation max. Duty Cycle

Duty Cycle evaluation					
Test Description	Lower Limit	Upper Limit	Measured	Unit	Verdict
Duty Cycle min	---	---	0	dB	DC > 98% defined

Evaluation Bandwidth

RESULT					
Test Description	Lower Limit	Upper Limit	Measured	Unit	Verdict
Bandwidth 26dB	---	---	18.96	MHz	INFO
T1 26dB	---	---	5690.4000	MHz	INFO
T2 26dB	---	---	5709.3600	MHz	INFO

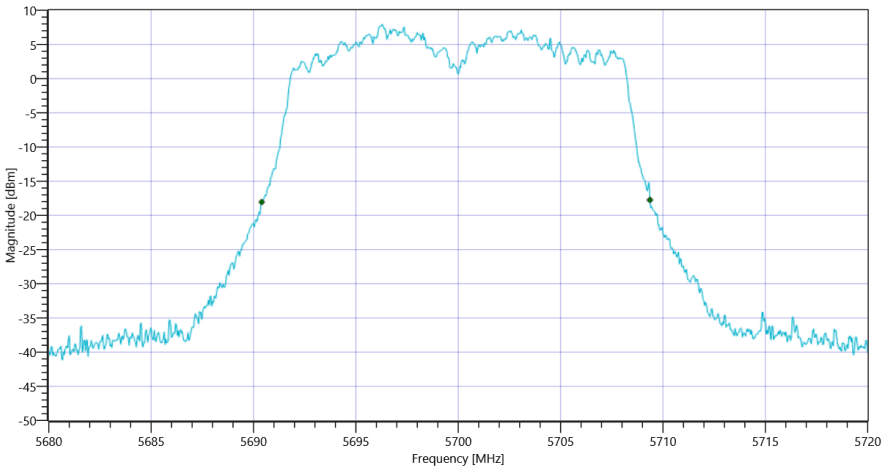

FCC Part 15.407 Max Output Power and PSD ~ WLAN5Gx a mode U-NII-2C_BW

Maximum Output Power

READ SA SETTINGS:	
RefLevel [dBm] | RefLevelOffset [dB] | InpAtt [dB]	25.63 | 11.14 | 30
Start [MHz] | Stop [MHz]	5680.000 | 5720.000
RBW [MHz] | VBW [MHz]	1.000000 | 3.000000
Detector | TraceMode	RMS | MAXH
Sweep: Time [ms] | Count | Points per Section | Type	53700 | 1 | 161 | SWE

RESULT					
Test Description	Lower Limit	Upper Limit	Measured	Unit	Verdict
Max Output Power	---	---	14.53	dBm	INFO
Duty Cycle Correction	---	---	0	dB	INFO
Limit absolute					

RESULT					
Test Description	Lower Limit	Upper Limit	Measured	Unit	Verdict
Max Output Power DC corrected	---	24	14.53	dBm	PASS
Limit by: 11 dBm + 10 log Bandwidth					
Max Output Power DC corrected	---	23.78	14.53	dBm	PASS

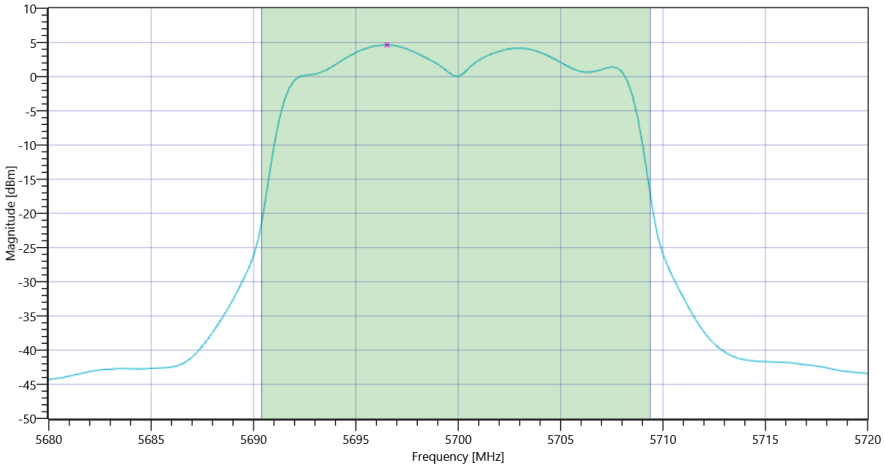

FCC Part 15.407 Max Output Power and PSD ~ WLAN5Gx a mode U-NII-2C Max OP and PSD

Power Spectral Density

RESULT					
Test Description	Lower Limit	Upper Limit	Measured	Unit	Verdict
Power Spectral Density	---	---	4.64	dBm/1MHz	INFO
Duty Cycle Correction	---	---	0	dB	INFO
Power Spectral Density DC corrected	---	11	4.64	dBm/1MHz	PASS

General verdict	PASS

FCC Part 15.407 Max Output Power and PSD ~ WLAN5Gx a mode U-NII-2C

Test References	
TC Start	04.04.2022 16:26:57
Ambit Temp [°C] | Humidity [rel%]	29.3 | 15
System Version	3.0.6.0
Test Specification	FCC Part 15.407
Test Method	KDB789033 D02, F., E.2.e.
TC Version	0.0.1
My Description	FCC 15.407 Max Output Power & PSD - WLAN5Gx a mode U-NII-2C
Add. Information	

EUT Common Settings WLAN5Gx	
Number of Antenna Ports	4
User Interaction	No
Device Class UNII_1	AP indoor

Test Parameter	
Technology to test	WLAN5Gx a mode U-NII-2C
Antenna Port used	4
Temperature	nom
Voltage	nom
Frequency low to test	False | Freq [MHz] 5500
Frequency mid to test	True | Freq [MHz] 5600
Frequency high to test	False | Freq [MHz] 5700
Auto Control enabled Power Supply | Climatic Box	No | No
Additional Path Loss [dB]	0.5
Switched Path	EUT - SignalingUnit - SpectrumAnalyzer

Test Equipment
Signal analyzer,Rohde&Schwarz,FSV-30,1321.3008K30/103809,3.70
Switch matrix,CTCadvanced,RSM-1 NI DAQ,29655273,NI

Test at TX 5600 MHz

RESULT: Reference Power cond.					
Test Description	Lower Limit	Upper Limit	Measured	Unit	Verdict
Ref. Power 1MHz/1MHz cond.	---	---	11.47	dBm	INFO
Ref. Frequency	---	---	5598.000	MHz	INFO

Evaluation max. Duty Cycle

Duty Cycle evaluation					
Test Description	Lower Limit	Upper Limit	Measured	Unit	Verdict
Duty Cycle min	---	---	0	dB	DC > 98% defined

Evaluation Bandwidth

RESULT					
Test Description	Lower Limit	Upper Limit	Measured	Unit	Verdict
Bandwidth 26dB	---	---	19.04	MHz	INFO
T1 26dB	---	---	5590.1200	MHz	INFO
T2 26dB	---	---	5609.1600	MHz	INFO

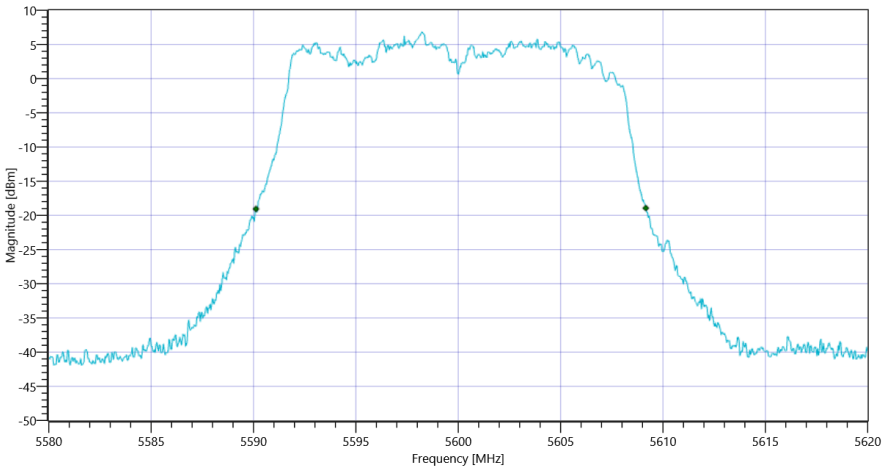

FCC Part 15.407 Max Output Power and PSD ~ WLAN5Gx a mode U-NII-2C_BW

Maximum Output Power

READ SA SETTINGS:	
RefLevel [dBm] | RefLevelOffset [dB] | InpAtt [dB]	23.47 | 11.16 | 30
Start [MHz] | Stop [MHz]	5580.000 | 5620.000
RBW [MHz] | VBW [MHz]	1.000000 | 3.000000
Detector | TraceMode	RMS | MAXH
Sweep: Time [ms] | Count | Points per Section | Type	53700 | 1 | 161 | SWE

RESULT					
Test Description	Lower Limit	Upper Limit	Measured	Unit	Verdict
Max Output Power	---	---	13.72	dBm	INFO
Duty Cycle Correction	---	---	0	dB	INFO
Limit absolute					

RESULT					
Test Description	Lower Limit	Upper Limit	Measured	Unit	Verdict
Max Output Power DC corrected	---	24	13.72	dBm	PASS
Limit by: 11 dBm + 10 log Bandwidth					
Max Output Power DC corrected	---	23.8	13.72	dBm	PASS

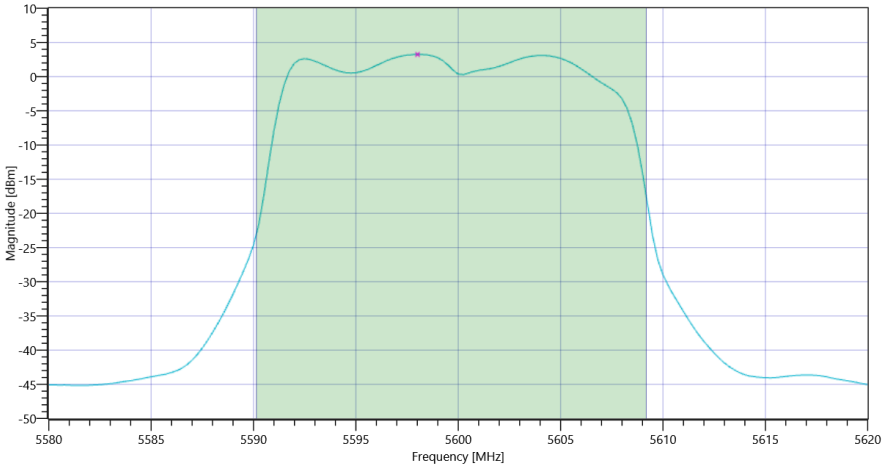

FCC Part 15.407 Max Output Power and PSD ~ WLAN5Gx a mode U-NII-2C Max OP and PSD

Power Spectral Density

RESULT					
Test Description	Lower Limit	Upper Limit	Measured	Unit	Verdict
Power Spectral Density	---	---	3.25	dBm/1MHz	INFO
Duty Cycle Correction	---	---	0	dB	INFO
Power Spectral Density DC corrected	---	11	3.25	dBm/1MHz	PASS

General verdict	PASS

FCC Part 15.407 Max Output Power and PSD ~ WLAN5Gx a mode U-NII-2C

Test References	
TC Start	04.04.2022 16:24:21
Ambit Temp [°C] | Humidity [rel%]	29.1 | 15
System Version	3.0.6.0
Test Specification	FCC Part 15.407
Test Method	KDB789033 D02, F., E.2.e.
TC Version	0.0.1
My Description	FCC 15.407 Max Output Power & PSD - WLAN5Gx a mode U-NII-2C
Add. Information	

EUT Common Settings WLAN5Gx	
Number of Antenna Ports	4
User Interaction	No
Device Class UNII_1	AP indoor

Test Parameter	
Technology to test	WLAN5Gx a mode U-NII-2C
Antenna Port used	4
Temperature	nom
Voltage	nom
Frequency low to test	True | Freq [MHz] 5500
Frequency mid to test	False | Freq [MHz] 5600
Frequency high to test	False | Freq [MHz] 5700
Auto Control enabled Power Supply | Climatic Box	No | No
Additional Path Loss [dB]	0.5
Switched Path	EUT - SignalingUnit - SpectrumAnalyzer

Test Equipment
Signal analyzer,Rohde&Schwarz,FSV-30,1321.3008K30/103809,3.70
Switch matrix,CTCadvanced,RSM-1 NI DAQ,29655273,NI

Test at TX 5500 MHz

RESULT: Reference Power cond.					
Test Description	Lower Limit	Upper Limit	Measured	Unit	Verdict
Ref. Power 1MHz/1MHz cond.	---	---	10.49	dBm	INFO
Ref. Frequency	---	---	5505.390	MHz	INFO

Evaluation max. Duty Cycle

Duty Cycle evaluation					
Test Description	Lower Limit	Upper Limit	Measured	Unit	Verdict
Duty Cycle min	---	---	0	dB	DC > 98% defined

Evaluation Bandwidth

RESULT					
Test Description	Lower Limit	Upper Limit	Measured	Unit	Verdict
Bandwidth 26dB	---	---	19.52	MHz	INFO
T1 26dB	---	---	5490.1600	MHz	INFO
T2 26dB	---	---	5509.6800	MHz	INFO

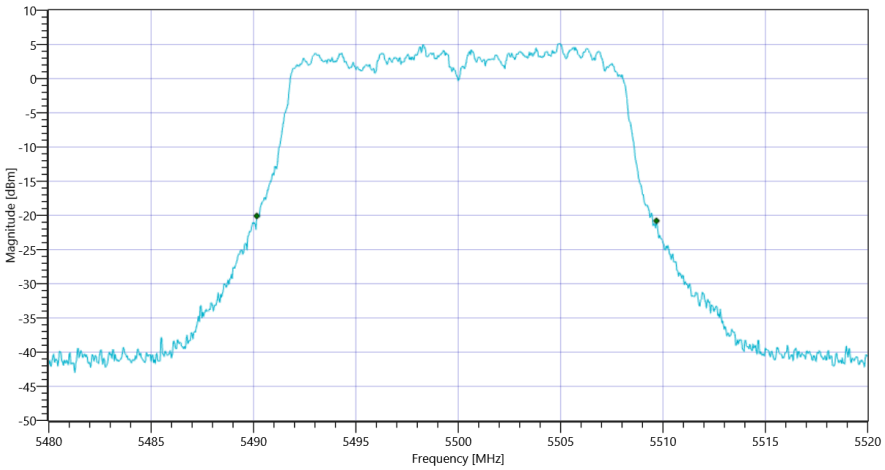

FCC Part 15.407 Max Output Power and PSD ~ WLAN5Gx a mode U-NII-2C_BW

Maximum Output Power

READ SA SETTINGS:	
RefLevel [dBm] | RefLevelOffset [dB] | InpAtt [dB]	22.49 | 11.14 | 30
Start [MHz] | Stop [MHz]	5480.000 | 5520.000
RBW [MHz] | VBW [MHz]	1.000000 | 3.000000
Detector | TraceMode	RMS | MAXH
Sweep: Time [ms] | Count | Points per Section | Type	53700 | 1 | 161 | SWE

RESULT					
Test Description	Lower Limit	Upper Limit	Measured	Unit	Verdict
Max Output Power	---	---	12.72	dBm	INFO
Duty Cycle Correction	---	---	0	dB	INFO
Limit absolute					

RESULT					
Test Description	Lower Limit	Upper Limit	Measured	Unit	Verdict
Max Output Power DC corrected	---	24	12.72	dBm	PASS
Limit by: 11 dBm + 10 log Bandwidth					
Max Output Power DC corrected	---	23.9	12.72	dBm	PASS

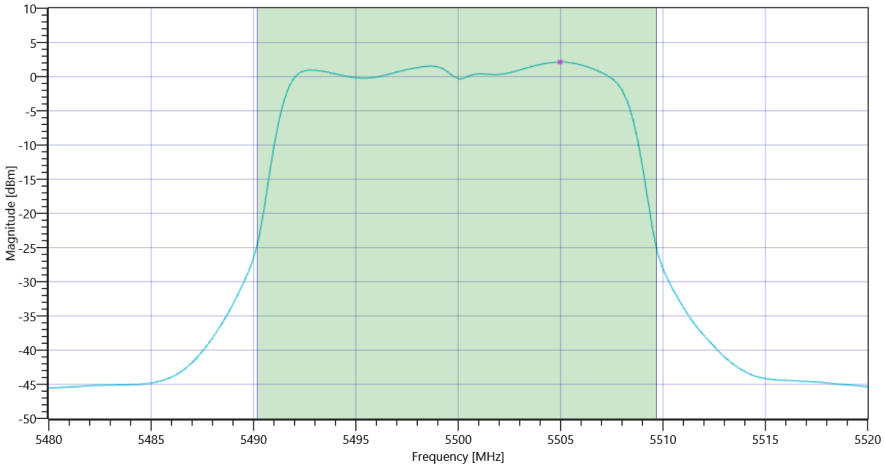

FCC Part 15.407 Max Output Power and PSD ~ WLAN5Gx a mode U-NII-2C Max OP and PSD

Power Spectral Density

RESULT					
Test Description	Lower Limit	Upper Limit	Measured	Unit	Verdict
Power Spectral Density	---	---	2.13	dBm/1MHz	INFO
Duty Cycle Correction	---	---	0	dB	INFO
Power Spectral Density DC corrected	---	11	2.13	dBm/1MHz	PASS

General verdict	PASS

FCC Part 15.407 Max Output Power and PSD ~ WLAN5Gx a mode U-NII-2A

Test References	
TC Start	04.04.2022 16:21:44
Ambit Temp [°C] | Humidity [rel%]	28.9 | 16
System Version	3.0.6.0
Test Specification	FCC Part 15.407
Test Method	KDB789033 D02, F., E.2.e.
TC Version	0.0.1
My Description	FCC 15.407 Max Output Power & PSD - WLAN5Gx a mode U-NII-2A
Add. Information	

EUT Common Settings WLAN5Gx	
Number of Antenna Ports	4
User Interaction	No
Device Class UNII_1	AP indoor

Test Parameter	
Technology to test	WLAN5Gx a mode U-NII-2A
Antenna Port used	4
Temperature	nom
Voltage	nom
Frequency low to test	False | Freq [MHz] 5260
Frequency mid to test	False | Freq [MHz] 5300
Frequency high to test	True | Freq [MHz] 5320
Auto Control enabled Power Supply | Climatic Box	No | No
Additional Path Loss [dB]	0.5
Switched Path	EUT - SignalingUnit - SpectrumAnalyzer

Test Equipment
Signal analyzer,Rohde&Schwarz,FSV-30,1321.3008K30/103809,3.70
Switch matrix,CTCadvanced,RSM-1 NI DAQ,29655273,NI

Test at TX 5320 MHz

RESULT: Reference Power cond.					
Test Description	Lower Limit	Upper Limit	Measured	Unit	Verdict
Ref. Power 1MHz/1MHz cond.	---	---	11.40	dBm	INFO
Ref. Frequency	---	---	5316.200	MHz	INFO

Evaluation max. Duty Cycle

Duty Cycle evaluation					
Test Description	Lower Limit	Upper Limit	Measured	Unit	Verdict
Duty Cycle min	---	---	0	dB	DC > 98% defined

Evaluation Bandwidth

RESULT					
Test Description	Lower Limit	Upper Limit	Measured	Unit	Verdict
Bandwidth 26dB	---	---	19.2	MHz	INFO
T1 26dB	---	---	5310.2400	MHz	INFO
T2 26dB	---	---	5329.4400	MHz	INFO

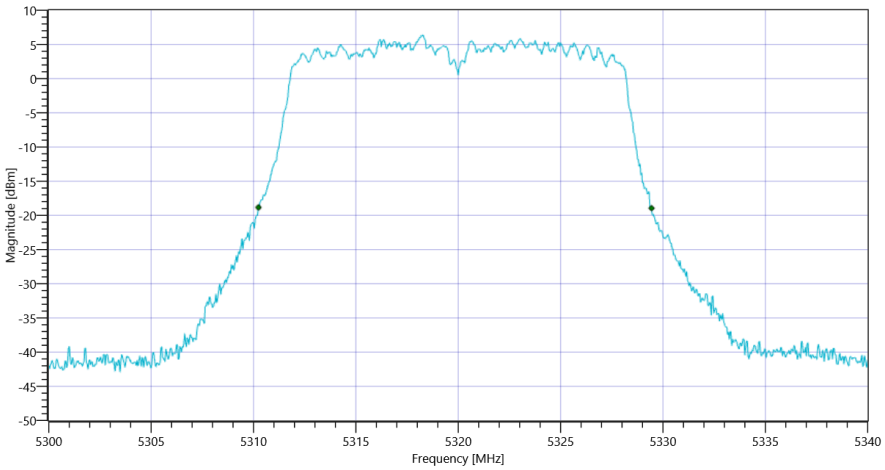

FCC Part 15.407 Max Output Power and PSD ~ WLAN5Gx a mode U-NII-2A_BW

Maximum Output Power

READ SA SETTINGS:	
RefLevel [dBm] | RefLevelOffset [dB] | InpAtt [dB]	23.40 | 11.28 | 30
Start [MHz] | Stop [MHz]	5300.000 | 5340.000
RBW [MHz] | VBW [MHz]	1.000000 | 3.000000
Detector | TraceMode	RMS | MAXH
Sweep: Time [ms] | Count | Points per Section | Type	53700 | 1 | 161 | SWE

RESULT					
Test Description	Lower Limit	Upper Limit	Measured	Unit	Verdict
Max Output Power	---	---	13.96	dBm	INFO
Duty Cycle Correction	---	---	0	dB	INFO
Limit absolute					

RESULT					
Test Description	Lower Limit	Upper Limit	Measured	Unit	Verdict
Max Output Power DC corrected	---	24	13.96	dBm	PASS
Limit by: 11 dBm + 10 log Bandwidth					
Max Output Power DC corrected	---	23.83	13.96	dBm	PASS

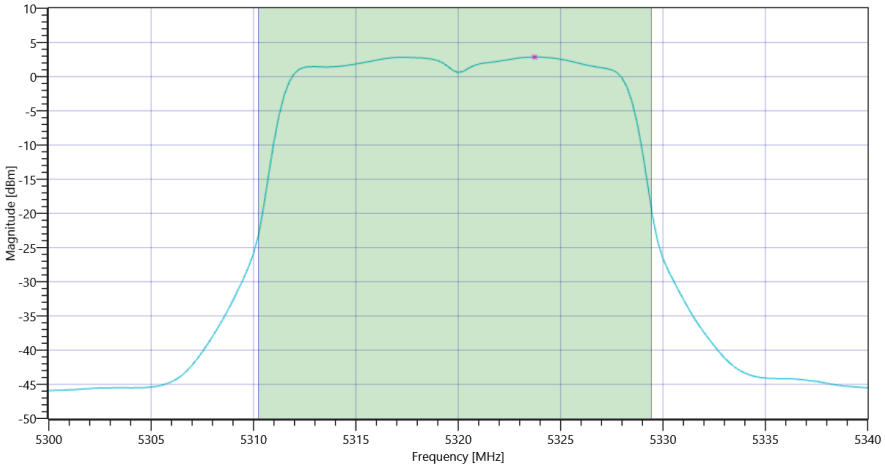

FCC Part 15.407 Max Output Power and PSD ~ WLAN5Gx a mode U-NII-2A Max OP and PSD

Power Spectral Density

RESULT					
Test Description	Lower Limit	Upper Limit	Measured	Unit	Verdict
Power Spectral Density	---	---	2.87	dBm/1MHz	INFO
Duty Cycle Correction	---	---	0	dB	INFO
Power Spectral Density DC corrected	---	11	2.87	dBm/1MHz	PASS

General verdict	PASS

FCC Part 15.407 Max Output Power and PSD ~ WLAN5Gx a mode U-NII-2A

Test References	
TC Start	04.04.2022 16:19:07
Ambit Temp [°C] | Humidity [rel%]	28.6 | 16
System Version	3.0.6.0
Test Specification	FCC Part 15.407
Test Method	KDB789033 D02, F., E.2.e.
TC Version	0.0.1
My Description	FCC 15.407 Max Output Power & PSD - WLAN5Gx a mode U-NII-2A
Add. Information	

EUT Common Settings WLAN5Gx	
Number of Antenna Ports	4
User Interaction	No
Device Class UNII_1	AP indoor

Test Parameter	
Technology to test	WLAN5Gx a mode U-NII-2A
Antenna Port used	4
Temperature	nom
Voltage	nom
Frequency low to test	False | Freq [MHz] 5260
Frequency mid to test	True | Freq [MHz] 5300
Frequency high to test	False | Freq [MHz] 5320
Auto Control enabled Power Supply | Climatic Box	No | No
Additional Path Loss [dB]	0.5
Switched Path	EUT - SignalingUnit - SpectrumAnalyzer

Test Equipment
Signal analyzer,Rohde&Schwarz,FSV-30,1321.3008K30/103809,3.70
Switch matrix,CTCadvanced,RSM-1 NI DAQ,29655273,NI

Test at TX 5300 MHz

RESULT: Reference Power cond.					
Test Description	Lower Limit	Upper Limit	Measured	Unit	Verdict
Ref. Power 1MHz/1MHz cond.	---	---	12.03	dBm	INFO
Ref. Frequency	---	---	5298.400	MHz	INFO

Evaluation max. Duty Cycle

Duty Cycle evaluation					
Test Description	Lower Limit	Upper Limit	Measured	Unit	Verdict
Duty Cycle min	---	---	0	dB	DC > 98% defined

Evaluation Bandwidth

RESULT					
Test Description	Lower Limit	Upper Limit	Measured	Unit	Verdict
Bandwidth 26dB	---	---	19.36	MHz	INFO
T1 26dB	---	---	5290.1200	MHz	INFO
T2 26dB	---	---	5309.4800	MHz	INFO

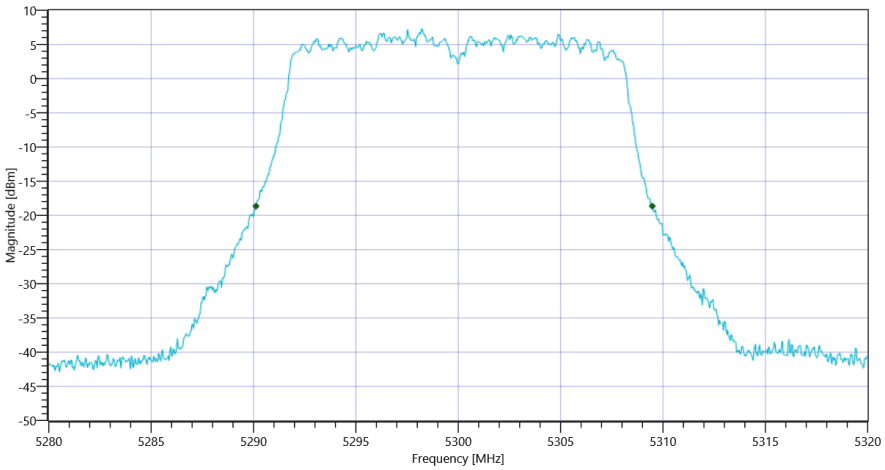

FCC Part 15.407 Max Output Power and PSD ~ WLAN5Gx a mode U-NII-2A_BW

Maximum Output Power

READ SA SETTINGS:	
RefLevel [dBm] | RefLevelOffset [dB] | InpAtt [dB]	24.03 | 11.32 | 30
Start [MHz] | Stop [MHz]	5280.000 | 5320.000
RBW [MHz] | VBW [MHz]	1.000000 | 3.000000
Detector | TraceMode	RMS | MAXH
Sweep: Time [ms] | Count | Points per Section | Type	53700 | 1 | 161 | SWE

RESULT					
Test Description	Lower Limit	Upper Limit	Measured	Unit	Verdict
Max Output Power	---	---	14.89	dBm	INFO
Duty Cycle Correction	---	---	0	dB	INFO
Limit absolute					

RESULT					
Test Description	Lower Limit	Upper Limit	Measured	Unit	Verdict
Max Output Power DC corrected	---	24	14.89	dBm	PASS
Limit by: 11 dBm + 10 log Bandwidth					
Max Output Power DC corrected	---	23.87	14.89	dBm	PASS

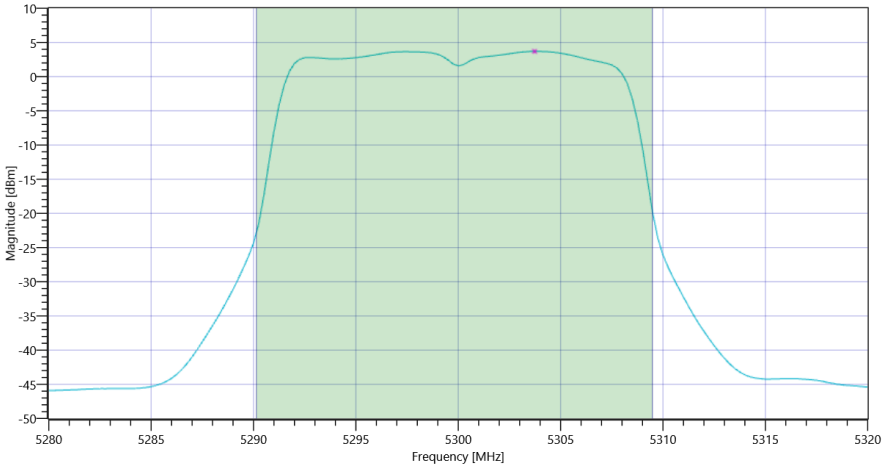

FCC Part 15.407 Max Output Power and PSD ~ WLAN5Gx a mode U-NII-2A Max OP and PSD

Power Spectral Density

RESULT					
Test Description	Lower Limit	Upper Limit	Measured	Unit	Verdict
Power Spectral Density	---	---	3.69	dBm/1MHz	INFO
Duty Cycle Correction	---	---	0	dB	INFO
Power Spectral Density DC corrected	---	11	3.69	dBm/1MHz	PASS

General verdict	PASS

FCC Part 15.407 Max Output Power and PSD ~ WLAN5Gx a mode U-NII-2A

Test References	
TC Start	04.04.2022 16:16:30
Ambit Temp [°C] | Humidity [rel%]	28.1 | 16
System Version	3.0.6.0
Test Specification	FCC Part 15.407
Test Method	KDB789033 D02, F., E.2.e.
TC Version	0.0.1
My Description	FCC 15.407 Max Output Power & PSD - WLAN5Gx a mode U-NII-2A
Add. Information	

EUT Common Settings WLAN5Gx	
Number of Antenna Ports	4
User Interaction	No
Device Class UNII_1	AP indoor

Test Parameter	
Technology to test	WLAN5Gx a mode U-NII-2A
Antenna Port used	4
Temperature	nom
Voltage	nom
Frequency low to test	True | Freq [MHz] 5260
Frequency mid to test	False | Freq [MHz] 5300
Frequency high to test	False | Freq [MHz] 5320
Auto Control enabled Power Supply | Climatic Box	No | No
Additional Path Loss [dB]	0.5
Switched Path	EUT - SignalingUnit - SpectrumAnalyzer

Test Equipment
Signal analyzer,Rohde&Schwarz,FSV-30,1321.3008K30/103809,3.70
Switch matrix,CTCadvanced,RSM-1 NI DAQ,29655273,NI

Test at TX 5260 MHz

RESULT: Reference Power cond.					
Test Description	Lower Limit	Upper Limit	Measured	Unit	Verdict
Ref. Power 1MHz/1MHz cond.	---	---	12.94	dBm	INFO
Ref. Frequency	---	---	5256.600	MHz	INFO

Evaluation max. Duty Cycle

Duty Cycle evaluation					
Test Description	Lower Limit	Upper Limit	Measured	Unit	Verdict
Duty Cycle min	---	---	0	dB	DC > 98% defined

Evaluation Bandwidth

RESULT					
Test Description	Lower Limit	Upper Limit	Measured	Unit	Verdict
Bandwidth 26dB	---	---	19.32	MHz	INFO
T1 26dB	---	---	5250.2000	MHz	INFO
T2 26dB	---	---	5269.5200	MHz	INFO

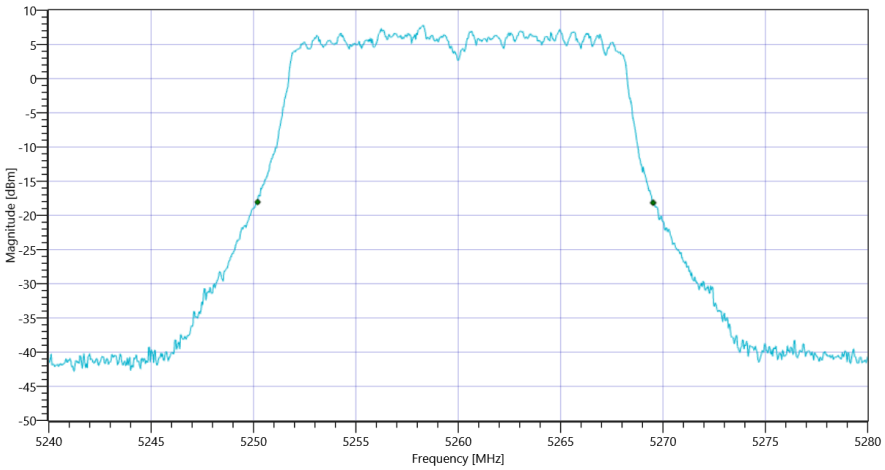

FCC Part 15.407 Max Output Power and PSD ~ WLAN5Gx a mode U-NII-2A_BW

Maximum Output Power

READ SA SETTINGS:	
RefLevel [dBm] | RefLevelOffset [dB] | InpAtt [dB]	24.94 | 11.33 | 30
Start [MHz] | Stop [MHz]	5240.000 | 5280.000
RBW [MHz] | VBW [MHz]	1.000000 | 3.000000
Detector | TraceMode	RMS | MAXH
Sweep: Time [ms] | Count | Points per Section | Type	53700 | 1 | 161 | SWE

RESULT					
Test Description	Lower Limit	Upper Limit	Measured	Unit	Verdict
Max Output Power	---	---	15.44	dBm	INFO
Duty Cycle Correction	---	---	0	dB	INFO
Limit absolute					

RESULT					
Test Description	Lower Limit	Upper Limit	Measured	Unit	Verdict
Max Output Power DC corrected	---	24	15.44	dBm	PASS
Limit by: 11 dBm + 10 log Bandwidth					
Max Output Power DC corrected	---	23.86	15.44	dBm	PASS

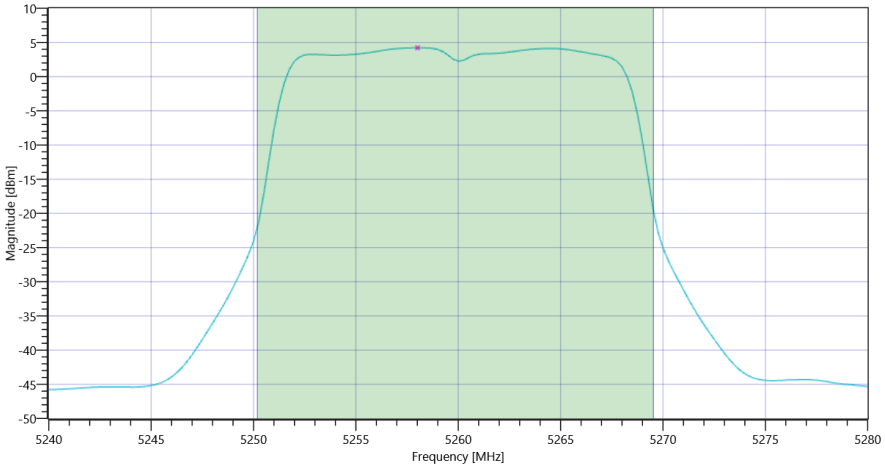

FCC Part 15.407 Max Output Power and PSD ~ WLAN5Gx a mode U-NII-2A Max OP and PSD

Power Spectral Density

RESULT					
Test Description	Lower Limit	Upper Limit	Measured	Unit	Verdict
Power Spectral Density	---	---	4.22	dBm/1MHz	INFO
Duty Cycle Correction	---	---	0	dB	INFO
Power Spectral Density DC corrected	---	11	4.22	dBm/1MHz	PASS

General verdict	PASS

FCC Part 15.407 Max Output Power and PSD ~ WLAN5Gx a mode U-NII-1

Test References	
TC Start	04.04.2022 16:13:54
Ambit Temp [°C] | Humidity [rel%]	27.5 | 16
System Version	3.0.6.0
Test Specification	FCC Part 15.407
Test Method	KDB789033 D02, F., E.2.e.
TC Version	0.0.1
My Description	FCC 15.407 Max Output Power & PSD - WLAN5Gx a mode U-NII-1
Add. Information	

EUT Common Settings WLAN5Gx	
Number of Antenna Ports	4
User Interaction	No
Device Class UNII_1	AP indoor

Test Parameter	
Technology to test	WLAN5Gx a mode U-NII-1
Antenna Port used	4
Temperature	nom
Voltage	nom
Frequency low to test	False | Freq [MHz] 5180
Frequency mid to test	False | Freq [MHz] 5200
Frequency high to test	True | Freq [MHz] 5240
Auto Control enabled Power Supply | Climatic Box	No | No
Additional Path Loss [dB]	0.5
Switched Path	EUT - SignalingUnit - SpectrumAnalyzer

Test Equipment
Signal analyzer,Rohde&Schwarz,FSV-30,1321.3008K30/103809,3.70
Switch matrix,CTCadvanced,RSM-1 NI DAQ,29655273,NI

Test at TX 5240 MHz

RESULT: Reference Power cond.					
Test Description	Lower Limit	Upper Limit	Measured	Unit	Verdict
Ref. Power 1MHz/1MHz cond.	---	---	19.06	dBm	INFO
Ref. Frequency	---	---	5238.400	MHz	INFO

Evaluation max. Duty Cycle

Duty Cycle evaluation					
Test Description	Lower Limit	Upper Limit	Measured	Unit	Verdict
Duty Cycle min	---	---	0	dB	DC > 98% defined

Evaluation Bandwidth

RESULT					
Test Description	Lower Limit	Upper Limit	Measured	Unit	Verdict
Bandwidth 26dB	---	---	29.48	MHz	INFO
T1 26dB	---	---	5223.6000	MHz	INFO
T2 26dB	---	---	5253.0800	MHz	INFO

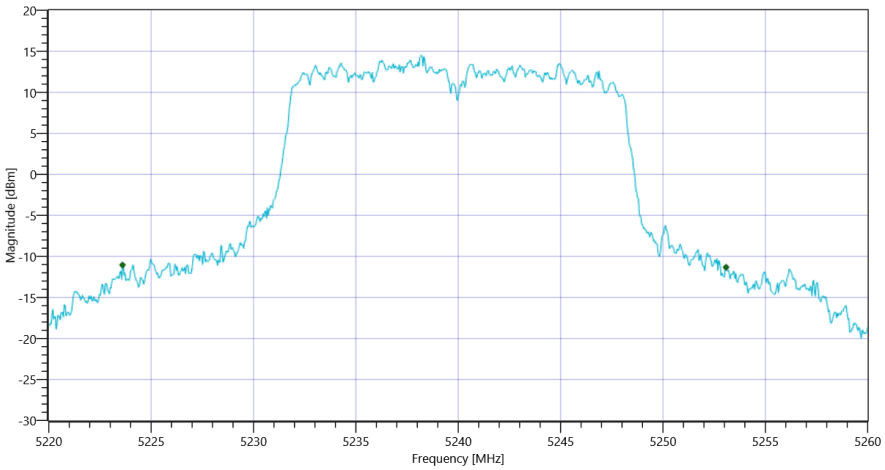

FCC Part 15.407 Max Output Power and PSD ~ WLAN5Gx a mode U-NII-1_BW

Maximum Output Power

READ SA SETTINGS:	
RefLevel [dBm] | RefLevelOffset [dB] | InpAtt [dB]	31.06 | 11.32 | 35
Start [MHz] | Stop [MHz]	5220.000 | 5260.000
RBW [MHz] | VBW [MHz]	1.000000 | 3.000000
Detector | TraceMode	RMS | MAXH
Sweep: Time [ms] | Count | Points per Section | Type	53700 | 1 | 161 | SWE

RESULT					
Test Description	Lower Limit	Upper Limit	Measured	Unit	Verdict
Max Output Power	---	---	21.99	dBm	INFO
Duty Cycle Correction	---	---	0	dB	INFO
Limit absolute					

RESULT					
Test Description	Lower Limit	Upper Limit	Measured	Unit	Verdict
Max Output Power DC corrected	---	30	21.99	dBm	PASS
Limit by: 11 dBm + 10 log Bandwidth					
Max Output Power DC corrected	---	25.7	21.99	dBm	not applicable

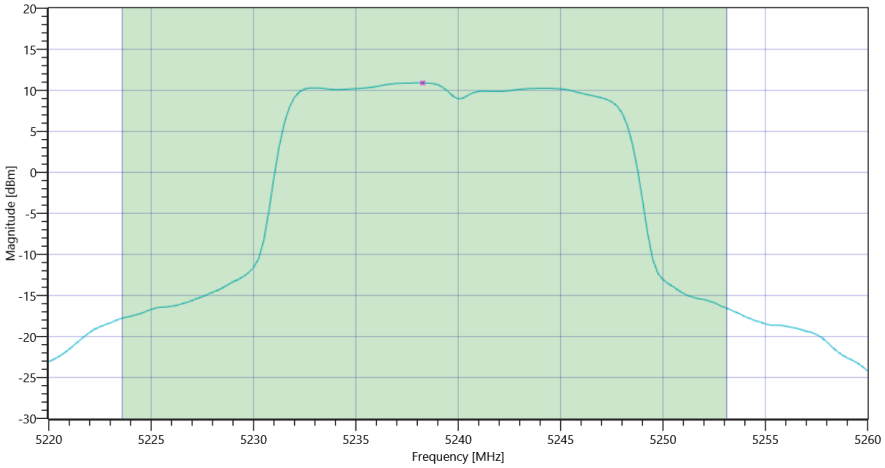

FCC Part 15.407 Max Output Power and PSD ~ WLAN5Gx a mode U-NII-1 Max OP and PSD

Power Spectral Density

RESULT					
Test Description	Lower Limit	Upper Limit	Measured	Unit	Verdict
Power Spectral Density	---	---	10.9	dBm/1MHz	INFO
Duty Cycle Correction	---	---	0	dB	INFO
Power Spectral Density DC corrected	---	17	10.9	dBm/1MHz	PASS

General verdict	PASS

FCC Part 15.407 Max Output Power and PSD ~ WLAN5Gx a mode U-NII-1

Test References	
TC Start	04.04.2022 16:11:11
Ambit Temp [°C] | Humidity [rel%]	27.4 | 16
System Version	3.0.6.0
Test Specification	FCC Part 15.407
Test Method	KDB789033 D02, F., E.2.e.
TC Version	0.0.1
My Description	FCC 15.407 Max Output Power & PSD - WLAN5Gx a mode U-NII-1
Add. Information	

EUT Common Settings WLAN5Gx	
Number of Antenna Ports	4
User Interaction	No
Device Class UNII_1	AP indoor

Test Parameter	
Technology to test	WLAN5Gx a mode U-NII-1
Antenna Port used	4
Temperature	nom
Voltage	nom
Frequency low to test	False | Freq [MHz] 5180
Frequency mid to test	True | Freq [MHz] 5200
Frequency high to test	False | Freq [MHz] 5240
Auto Control enabled Power Supply | Climatic Box	No | No
Additional Path Loss [dB]	0.5
Switched Path	EUT - SignalingUnit - SpectrumAnalyzer

Test Equipment
Signal analyzer,Rohde&Schwarz,FSV-30,1321.3008K30/103809,3.70
Switch matrix,CTCadvanced,RSM-1 NI DAQ,29655273,NI

Test at TX 5200 MHz

RESULT: Reference Power cond.					
Test Description	Lower Limit	Upper Limit	Measured	Unit	Verdict
Ref. Power 1MHz/1MHz cond.	---	---	18.58	dBm	INFO
Ref. Frequency	---	---	5196.200	MHz	INFO

Evaluation max. Duty Cycle

Duty Cycle evaluation					
Test Description	Lower Limit	Upper Limit	Measured	Unit	Verdict
Duty Cycle min	---	---	0	dB	DC > 98% defined

Evaluation Bandwidth

RESULT					
Test Description	Lower Limit	Upper Limit	Measured	Unit	Verdict
Bandwidth 26dB	---	---	35.84	MHz	INFO
T1 26dB	---	---	5182.0800	MHz	INFO
T2 26dB	---	---	5217.9200	MHz	INFO

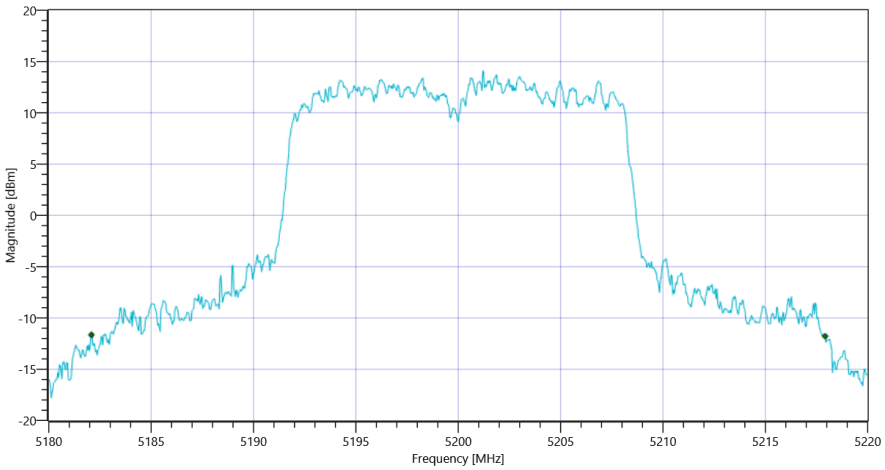

FCC Part 15.407 Max Output Power and PSD ~ WLAN5Gx a mode U-NII-1_BW

Maximum Output Power

READ SA SETTINGS:	
RefLevel [dBm] | RefLevelOffset [dB] | InpAtt [dB]	30.58 | 11.27 | 35
Start [MHz] | Stop [MHz]	5180.000 | 5220.000
RBW [MHz] | VBW [MHz]	1.000000 | 3.000000
Detector | TraceMode	RMS | MAXH
Sweep: Time [ms] | Count | Points per Section | Type	53700 | 1 | 161 | SWE

RESULT					
Test Description	Lower Limit	Upper Limit	Measured	Unit	Verdict
Max Output Power	---	---	21.67	dBm	INFO
Duty Cycle Correction	---	---	0	dB	INFO
Limit absolute					

RESULT					
Test Description	Lower Limit	Upper Limit	Measured	Unit	Verdict
Max Output Power DC corrected	---	30	21.67	dBm	PASS
Limit by: 11 dBm + 10 log Bandwidth					
Max Output Power DC corrected	---	26.54	21.67	dBm	not applicable

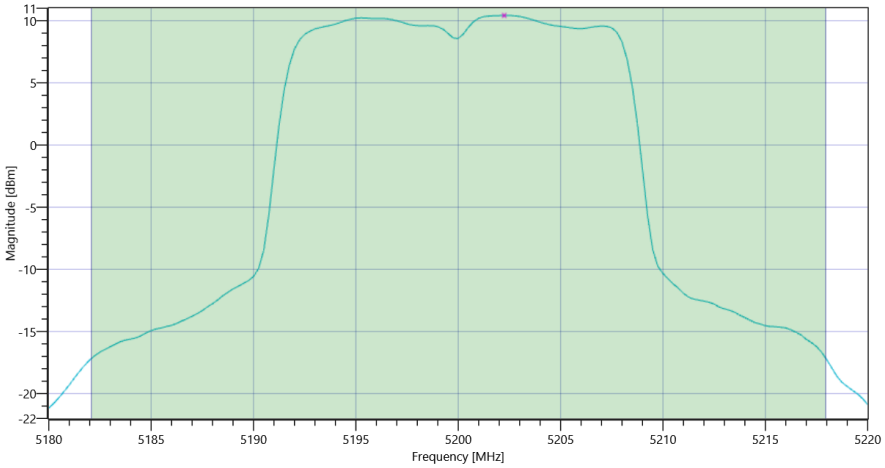

FCC Part 15.407 Max Output Power and PSD ~ WLAN5Gx a mode U-NII-1 Max OP and PSD

Power Spectral Density

RESULT					
Test Description	Lower Limit	Upper Limit	Measured	Unit	Verdict
Power Spectral Density	---	---	10.42	dBm/1MHz	INFO
Duty Cycle Correction	---	---	0	dB	INFO
Power Spectral Density DC corrected	---	17	10.42	dBm/1MHz	PASS

General verdict	PASS

FCC Part 15.407 Max Output Power and PSD ~ WLAN5Gx a mode U-NII-2C

Test References	
TC Start	04.04.2022 14:43:23
Ambit Temp [°C] | Humidity [rel%]	28.0 | 16
System Version	3.0.6.0
Test Specification	FCC Part 15.407
Test Method	KDB789033 D02, F., E.2.e.
TC Version	0.0.1
My Description	FCC 15.407 Max Output Power & PSD - WLAN5Gx a mode U-NII-2C
Add. Information	

EUT Common Settings WLAN5Gx	
Number of Antenna Ports	4
User Interaction	No
Device Class UNII_1	AP indoor

Test Parameter	
Technology to test	WLAN5Gx a mode U-NII-2C
Antenna Port used	3
Temperature	nom
Voltage	nom
Frequency low to test	False | Freq [MHz] 5500
Frequency mid to test	False | Freq [MHz] 5600
Frequency high to test	True | Freq [MHz] 5700
Auto Control enabled Power Supply | Climatic Box	No | No
Additional Path Loss [dB]	0.5
Switched Path	EUT - SignalingUnit - SpectrumAnalyzer

Test Equipment
Signal analyzer,Rohde&Schwarz,FSV-30,1321.3008K30/103809,3.70
Switch matrix,CTCadvanced,RSM-1 NI DAQ,29655273,NI

Test at TX 5700 MHz

RESULT: Reference Power cond.					
Test Description	Lower Limit	Upper Limit	Measured	Unit	Verdict
Ref. Power 1MHz/1MHz cond.	---	---	13.21	dBm	INFO
Ref. Frequency	---	---	5703.200	MHz	INFO

Evaluation max. Duty Cycle

Duty Cycle evaluation					
Test Description	Lower Limit	Upper Limit	Measured	Unit	Verdict
Duty Cycle min	---	---	0	dB	DC > 98% defined

Evaluation Bandwidth

RESULT					
Test Description	Lower Limit	Upper Limit	Measured	Unit	Verdict
Bandwidth 26dB	---	---	19.24	MHz	INFO
T1 26dB	---	---	5690.3200	MHz	INFO
T2 26dB	---	---	5709.5600	MHz	INFO

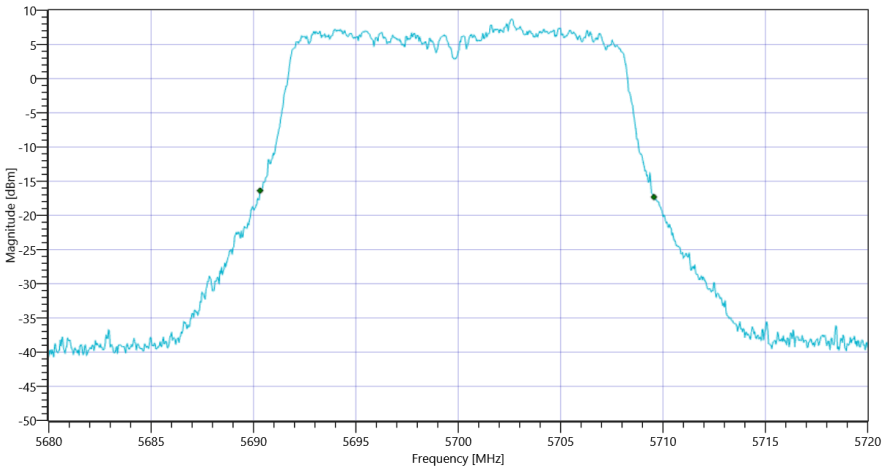

FCC Part 15.407 Max Output Power and PSD ~ WLAN5Gx a mode U-NII-2C_BW

Maximum Output Power

READ SA SETTINGS:	
RefLevel [dBm] | RefLevelOffset [dB] | InpAtt [dB]	25.21 | 11.14 | 30
Start [MHz] | Stop [MHz]	5680.000 | 5720.000
RBW [MHz] | VBW [MHz]	1.000000 | 3.000000
Detector | TraceMode	RMS | MAXH
Sweep: Time [ms] | Count | Points per Section | Type	53700 | 1 | 161 | SWE

RESULT					
Test Description	Lower Limit	Upper Limit	Measured	Unit	Verdict
Max Output Power	---	---	15.95	dBm	INFO
Duty Cycle Correction	---	---	0	dB	INFO
Limit absolute					

RESULT					
Test Description	Lower Limit	Upper Limit	Measured	Unit	Verdict
Max Output Power DC corrected	---	24	15.95	dBm	PASS
Limit by: 11 dBm + 10 log Bandwidth					
Max Output Power DC corrected	---	23.84	15.95	dBm	PASS

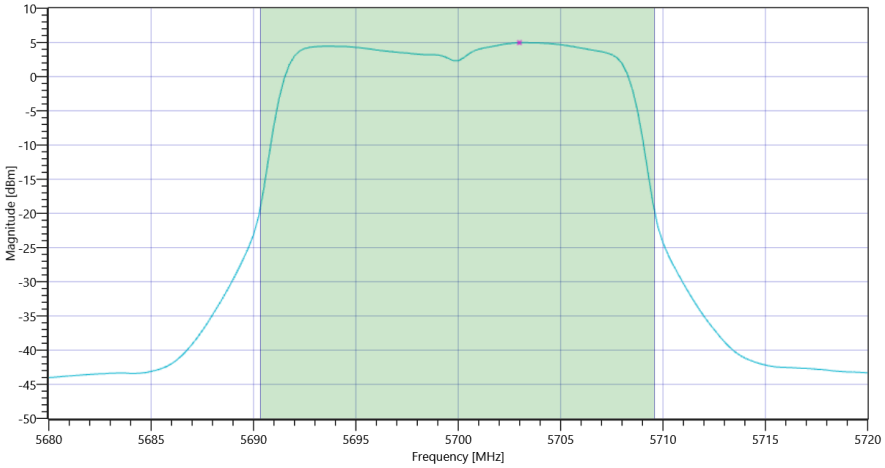

FCC Part 15.407 Max Output Power and PSD ~ WLAN5Gx a mode U-NII-2C Max OP and PSD

Power Spectral Density

RESULT					
Test Description	Lower Limit	Upper Limit	Measured	Unit	Verdict
Power Spectral Density	---	---	4.97	dBm/1MHz	INFO
Duty Cycle Correction	---	---	0	dB	INFO
Power Spectral Density DC corrected	---	11	4.97	dBm/1MHz	PASS

General verdict	PASS

FCC Part 15.407 Max Output Power and PSD ~ WLAN5Gx a mode U-NII-2C

Test References	
TC Start	04.04.2022 14:40:46
Ambit Temp [°C] | Humidity [rel%]	27.7 | 17
System Version	3.0.6.0
Test Specification	FCC Part 15.407
Test Method	KDB789033 D02, F., E.2.e.
TC Version	0.0.1
My Description	FCC 15.407 Max Output Power & PSD - WLAN5Gx a mode U-NII-2C
Add. Information	

EUT Common Settings WLAN5Gx	
Number of Antenna Ports	4
User Interaction	No
Device Class UNII_1	AP indoor

Test Parameter	
Technology to test	WLAN5Gx a mode U-NII-2C
Antenna Port used	3
Temperature	nom
Voltage	nom
Frequency low to test	False | Freq [MHz] 5500
Frequency mid to test	True | Freq [MHz] 5600
Frequency high to test	False | Freq [MHz] 5700
Auto Control enabled Power Supply | Climatic Box	No | No
Additional Path Loss [dB]	0.5
Switched Path	EUT - SignalingUnit - SpectrumAnalyzer

Test Equipment
Signal analyzer,Rohde&Schwarz,FSV-30,1321.3008K30/103809,3.70
Switch matrix,CTCadvanced,RSM-1 NI DAQ,29655273,NI

Test at TX 5600 MHz

RESULT: Reference Power cond.					
Test Description	Lower Limit	Upper Limit	Measured	Unit	Verdict
Ref. Power 1MHz/1MHz cond.	---	---	11.23	dBm	INFO
Ref. Frequency	---	---	5603.600	MHz	INFO

Evaluation max. Duty Cycle

Duty Cycle evaluation					
Test Description	Lower Limit	Upper Limit	Measured	Unit	Verdict
Duty Cycle min	---	---	0	dB	DC > 98% defined

Evaluation Bandwidth

RESULT					
Test Description	Lower Limit	Upper Limit	Measured	Unit	Verdict
Bandwidth 26dB	---	---	19.28	MHz	INFO
T1 26dB	---	---	5590.3200	MHz	INFO
T2 26dB	---	---	5609.6000	MHz	INFO

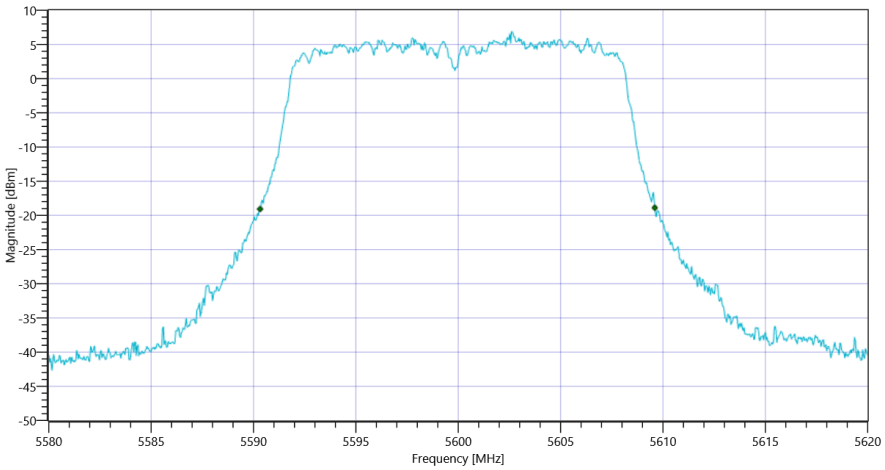

FCC Part 15.407 Max Output Power and PSD ~ WLAN5Gx a mode U-NII-2C_BW

Maximum Output Power

READ SA SETTINGS:	
RefLevel [dBm] | RefLevelOffset [dB] | InpAtt [dB]	23.23 | 11.16 | 30
Start [MHz] | Stop [MHz]	5580.000 | 5620.000
RBW [MHz] | VBW [MHz]	1.000000 | 3.000000
Detector | TraceMode	RMS | MAXH
Sweep: Time [ms] | Count | Points per Section | Type	53700 | 1 | 161 | SWE

RESULT					
Test Description	Lower Limit	Upper Limit	Measured	Unit	Verdict
Max Output Power	---	---	14.32	dBm	INFO
Duty Cycle Correction	---	---	0	dB	INFO
Limit absolute					

RESULT					
Test Description	Lower Limit	Upper Limit	Measured	Unit	Verdict
Max Output Power DC corrected	---	24	14.32	dBm	PASS
Limit by: 11 dBm + 10 log Bandwidth					
Max Output Power DC corrected	---	23.85	14.32	dBm	PASS

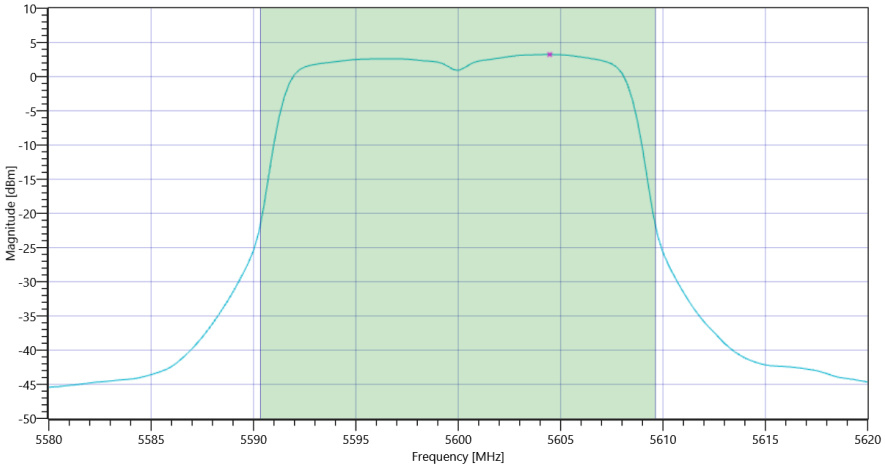

FCC Part 15.407 Max Output Power and PSD ~ WLAN5Gx a mode U-NII-2C Max OP and PSD

Power Spectral Density

RESULT					
Test Description	Lower Limit	Upper Limit	Measured	Unit	Verdict
Power Spectral Density	---	---	3.23	dBm/1MHz	INFO
Duty Cycle Correction	---	---	0	dB	INFO
Power Spectral Density DC corrected	---	11	3.23	dBm/1MHz	PASS

General verdict	PASS

FCC Part 15.407 Max Output Power and PSD ~ WLAN5Gx a mode U-NII-2C

Test References	
TC Start	04.04.2022 14:38:10
Ambit Temp [°C] | Humidity [rel%]	27.6 | 17
System Version	3.0.6.0
Test Specification	FCC Part 15.407
Test Method	KDB789033 D02, F., E.2.e.
TC Version	0.0.1
My Description	FCC 15.407 Max Output Power & PSD - WLAN5Gx a mode U-NII-2C
Add. Information	

EUT Common Settings WLAN5Gx	
Number of Antenna Ports	4
User Interaction	No
Device Class UNII_1	AP indoor

Test Parameter	
Technology to test	WLAN5Gx a mode U-NII-2C
Antenna Port used	3
Temperature	nom
Voltage	nom
Frequency low to test	True | Freq [MHz] 5500
Frequency mid to test	False | Freq [MHz] 5600
Frequency high to test	False | Freq [MHz] 5700
Auto Control enabled Power Supply | Climatic Box	No | No
Additional Path Loss [dB]	0.5
Switched Path	EUT - SignalingUnit - SpectrumAnalyzer

Test Equipment
Signal analyzer,Rohde&Schwarz,FSV-30,1321.3008K30/103809,3.70
Switch matrix,CTCadvanced,RSM-1 NI DAQ,29655273,NI

Test at TX 5500 MHz

RESULT: Reference Power cond.					
Test Description	Lower Limit	Upper Limit	Measured	Unit	Verdict
Ref. Power 1MHz/1MHz cond.	---	---	6.43	dBm	INFO
Ref. Frequency	---	---	5503.000	MHz	INFO

Evaluation max. Duty Cycle

Duty Cycle evaluation					
Test Description	Lower Limit	Upper Limit	Measured	Unit	Verdict
Duty Cycle min	---	---	0	dB	DC > 98% defined

Evaluation Bandwidth

RESULT					
Test Description	Lower Limit	Upper Limit	Measured	Unit	Verdict
Bandwidth 26dB	---	---	19.48	MHz	INFO
T1 26dB	---	---	5490.2800	MHz	INFO
T2 26dB	---	---	5509.7600	MHz	INFO

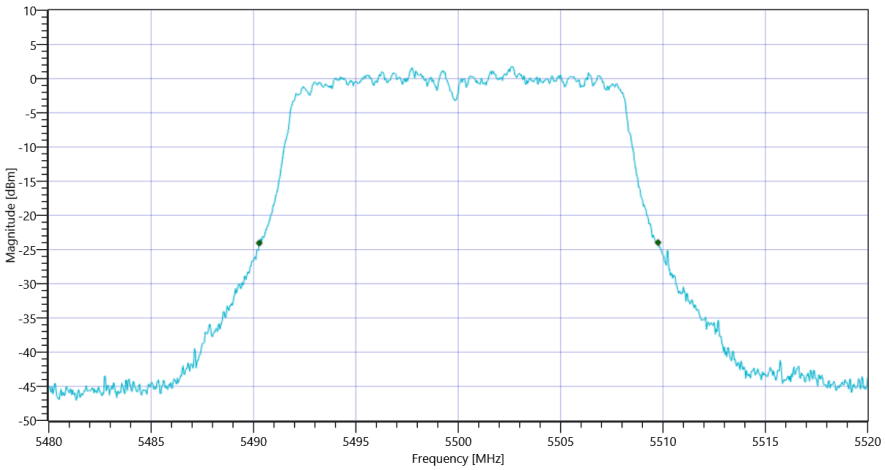

FCC Part 15.407 Max Output Power and PSD ~ WLAN5Gx a mode U-NII-2C_BW

Maximum Output Power

READ SA SETTINGS:	
RefLevel [dBm] | RefLevelOffset [dB] | InpAtt [dB]	18.43 | 11.14 | 25
Start [MHz] | Stop [MHz]	5480.000 | 5520.000
RBW [MHz] | VBW [MHz]	1.000000 | 3.000000
Detector | TraceMode	RMS | MAXH
Sweep: Time [ms] | Count | Points per Section | Type	53700 | 1 | 161 | SWE

RESULT					
Test Description	Lower Limit	Upper Limit	Measured	Unit	Verdict
Max Output Power	---	---	9.51	dBm	INFO
Duty Cycle Correction	---	---	0	dB	INFO
Limit absolute					

RESULT					
Test Description	Lower Limit	Upper Limit	Measured	Unit	Verdict
Max Output Power DC corrected	---	24	9.51	dBm	PASS
Limit by: 11 dBm + 10 log Bandwidth					
Max Output Power DC corrected	---	23.9	9.51	dBm	PASS

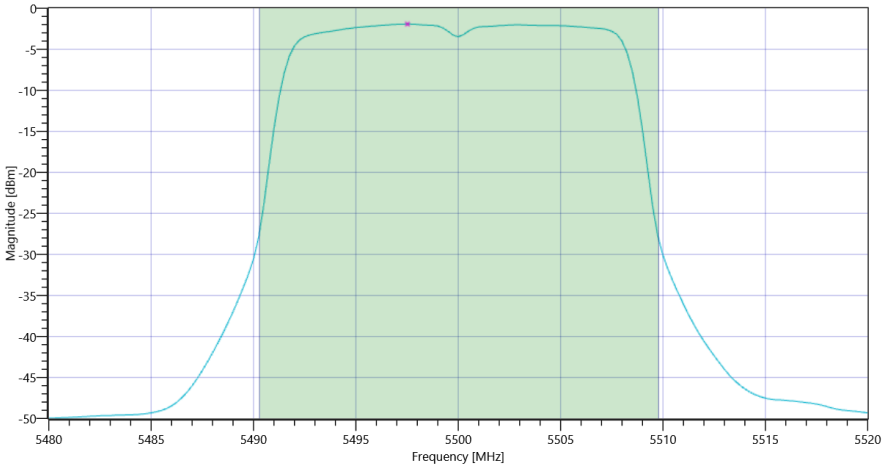

FCC Part 15.407 Max Output Power and PSD ~ WLAN5Gx a mode U-NII-2C Max OP and PSD

Power Spectral Density

RESULT					
Test Description	Lower Limit	Upper Limit	Measured	Unit	Verdict
Power Spectral Density	---	---	-1.93	dBm/1MHz	INFO
Duty Cycle Correction	---	---	0	dB	INFO
Power Spectral Density DC corrected	---	11	-1.93	dBm/1MHz	PASS

General verdict	PASS

FCC Part 15.407 Max Output Power and PSD ~ WLAN5Gx a mode U-NII-2A

Test References	
TC Start	04.04.2022 14:35:33
Ambit Temp [°C] | Humidity [rel%]	27.3 | 17
System Version	3.0.6.0
Test Specification	FCC Part 15.407
Test Method	KDB789033 D02, F., E.2.e.
TC Version	0.0.1
My Description	FCC 15.407 Max Output Power & PSD - WLAN5Gx a mode U-NII-2A
Add. Information	

EUT Common Settings WLAN5Gx	
Number of Antenna Ports	4
User Interaction	No
Device Class UNII_1	AP indoor

Test Parameter	
Technology to test	WLAN5Gx a mode U-NII-2A
Antenna Port used	3
Temperature	nom
Voltage	nom
Frequency low to test	False | Freq [MHz] 5260
Frequency mid to test	False | Freq [MHz] 5300
Frequency high to test	True | Freq [MHz] 5320
Auto Control enabled Power Supply | Climatic Box	No | No
Additional Path Loss [dB]	0.5
Switched Path	EUT - SignalingUnit - SpectrumAnalyzer

Test Equipment
Signal analyzer,Rohde&Schwarz,FSV-30,1321.3008K30/103809,3.70
Switch matrix,CTCadvanced,RSM-1 NI DAQ,29655273,NI

Test at TX 5320 MHz

RESULT: Reference Power cond.					
Test Description	Lower Limit	Upper Limit	Measured	Unit	Verdict
Ref. Power 1MHz/1MHz cond.	---	---	12.43	dBm	INFO
Ref. Frequency	---	---	5317.000	MHz	INFO

Evaluation max. Duty Cycle

Duty Cycle evaluation					
Test Description	Lower Limit	Upper Limit	Measured	Unit	Verdict
Duty Cycle min	---	---	0	dB	DC > 98% defined

Evaluation Bandwidth

RESULT					
Test Description	Lower Limit	Upper Limit	Measured	Unit	Verdict
Bandwidth 26dB	---	---	19.48	MHz	INFO
T1 26dB	---	---	5310.3200	MHz	INFO
T2 26dB	---	---	5329.8000	MHz	INFO

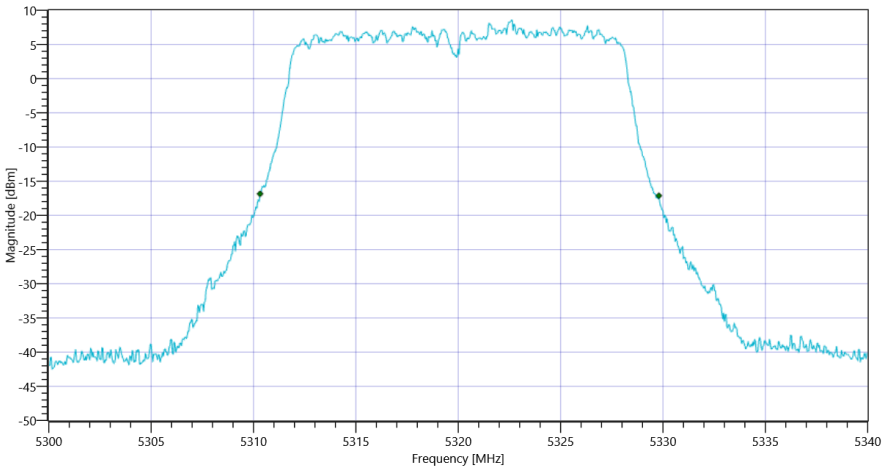

FCC Part 15.407 Max Output Power and PSD ~ WLAN5Gx a mode U-NII-2A_BW

Maximum Output Power

READ SA SETTINGS:	
RefLevel [dBm] | RefLevelOffset [dB] | InpAtt [dB]	24.43 | 11.28 | 30
Start [MHz] | Stop [MHz]	5300.000 | 5340.000
RBW [MHz] | VBW [MHz]	1.000000 | 3.000000
Detector | TraceMode	RMS | MAXH
Sweep: Time [ms] | Count | Points per Section | Type	53700 | 1 | 161 | SWE

RESULT					
Test Description	Lower Limit	Upper Limit	Measured	Unit	Verdict
Max Output Power	---	---	16.06	dBm	INFO
Duty Cycle Correction	---	---	0	dB	INFO
Limit absolute					

RESULT					
Test Description	Lower Limit	Upper Limit	Measured	Unit	Verdict
Max Output Power DC corrected	---	24	16.06	dBm	PASS
Limit by: 11 dBm + 10 log Bandwidth					
Max Output Power DC corrected	---	23.9	16.06	dBm	PASS

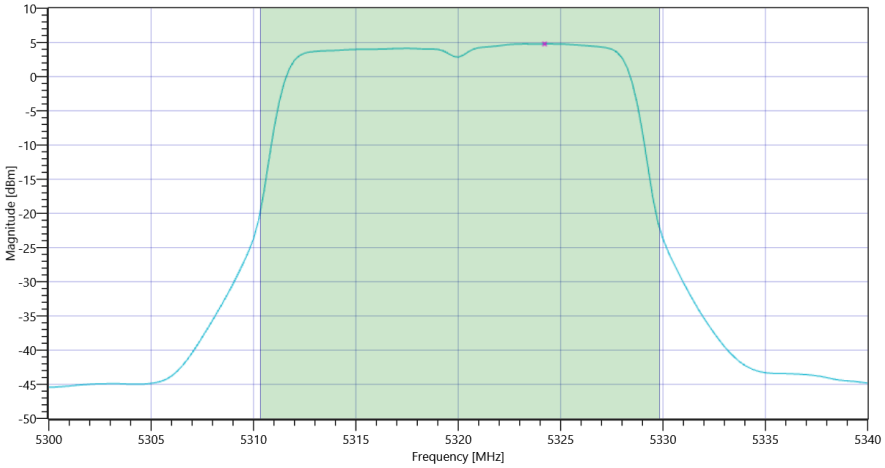

FCC Part 15.407 Max Output Power and PSD ~ WLAN5Gx a mode U-NII-2A Max OP and PSD

Power Spectral Density

RESULT					
Test Description	Lower Limit	Upper Limit	Measured	Unit	Verdict
Power Spectral Density	---	---	4.78	dBm/1MHz	INFO
Duty Cycle Correction	---	---	0	dB	INFO
Power Spectral Density DC corrected	---	11	4.78	dBm/1MHz	PASS

General verdict	PASS

FCC Part 15.407 Max Output Power and PSD ~ WLAN5Gx a mode U-NII-2A

Test References	
TC Start	04.04.2022 14:32:57
Ambit Temp [°C] | Humidity [rel%]	26.9 | 17
System Version	3.0.6.0
Test Specification	FCC Part 15.407
Test Method	KDB789033 D02, F., E.2.e.
TC Version	0.0.1
My Description	FCC 15.407 Max Output Power & PSD - WLAN5Gx a mode U-NII-2A
Add. Information	

EUT Common Settings WLAN5Gx	
Number of Antenna Ports	4
User Interaction	No
Device Class UNII_1	AP indoor

Test Parameter	
Technology to test	WLAN5Gx a mode U-NII-2A
Antenna Port used	3
Temperature	nom
Voltage	nom
Frequency low to test	False | Freq [MHz] 5260
Frequency mid to test	True | Freq [MHz] 5300
Frequency high to test	False | Freq [MHz] 5320
Auto Control enabled Power Supply | Climatic Box	No | No
Additional Path Loss [dB]	0.5
Switched Path	EUT - SignalingUnit - SpectrumAnalyzer

Test Equipment
Signal analyzer,Rohde&Schwarz,FSV-30,1321.3008K30/103809,3.70
Switch matrix,CTCadvanced,RSM-1 NI DAQ,29655273,NI

Test at TX 5300 MHz

RESULT: Reference Power cond.					
Test Description	Lower Limit	Upper Limit	Measured	Unit	Verdict
Ref. Power 1MHz/1MHz cond.	---	---	12.62	dBm	INFO
Ref. Frequency	---	---	5301.200	MHz	INFO

Evaluation max. Duty Cycle

Duty Cycle evaluation					
Test Description	Lower Limit	Upper Limit	Measured	Unit	Verdict
Duty Cycle min	---	---	0	dB	DC > 98% defined

Evaluation Bandwidth

RESULT					
Test Description	Lower Limit	Upper Limit	Measured	Unit	Verdict
Bandwidth 26dB	---	---	19.48	MHz	INFO
T1 26dB	---	---	5290.2800	MHz	INFO
T2 26dB	---	---	5309.7600	MHz	INFO

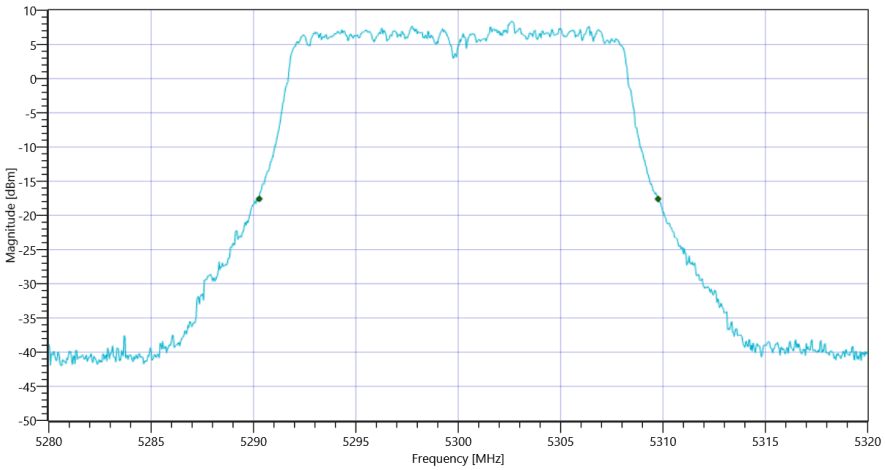

FCC Part 15.407 Max Output Power and PSD ~ WLAN5Gx a mode U-NII-2A_BW

Maximum Output Power

READ SA SETTINGS:	
RefLevel [dBm] | RefLevelOffset [dB] | InpAtt [dB]	24.62 | 11.32 | 30
Start [MHz] | Stop [MHz]	5280.000 | 5320.000
RBW [MHz] | VBW [MHz]	1.000000 | 3.000000
Detector | TraceMode	RMS | MAXH
Sweep: Time [ms] | Count | Points per Section | Type	53700 | 1 | 161 | SWE

RESULT					
Test Description	Lower Limit	Upper Limit	Measured	Unit	Verdict
Max Output Power	---	---	16.1	dBm	INFO
Duty Cycle Correction	---	---	0	dB	INFO
Limit absolute					

RESULT					
Test Description	Lower Limit	Upper Limit	Measured	Unit	Verdict
Max Output Power DC corrected	---	24	16.1	dBm	PASS
Limit by: 11 dBm + 10 log Bandwidth					
Max Output Power DC corrected	---	23.9	16.1	dBm	PASS

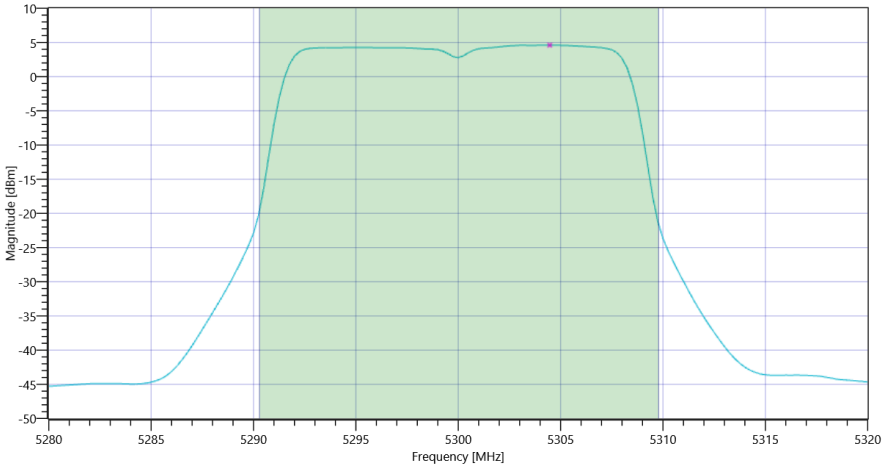

FCC Part 15.407 Max Output Power and PSD ~ WLAN5Gx a mode U-NII-2A Max OP and PSD

Power Spectral Density

RESULT					
Test Description	Lower Limit	Upper Limit	Measured	Unit	Verdict
Power Spectral Density	---	---	4.6	dBm/1MHz	INFO
Duty Cycle Correction	---	---	0	dB	INFO
Power Spectral Density DC corrected	---	11	4.6	dBm/1MHz	PASS

General verdict	PASS

FCC Part 15.407 Max Output Power and PSD ~ WLAN5Gx a mode U-NII-2A

Test References	
TC Start	04.04.2022 14:30:20
Ambit Temp [°C] | Humidity [rel%]	26.4 | 17
System Version	3.0.6.0
Test Specification	FCC Part 15.407
Test Method	KDB789033 D02, F., E.2.e.
TC Version	0.0.1
My Description	FCC 15.407 Max Output Power & PSD - WLAN5Gx a mode U-NII-2A
Add. Information	

EUT Common Settings WLAN5Gx	
Number of Antenna Ports	4
User Interaction	No
Device Class UNII_1	AP indoor

Test Parameter	
Technology to test	WLAN5Gx a mode U-NII-2A
Antenna Port used	3
Temperature	nom
Voltage	nom
Frequency low to test	True | Freq [MHz] 5260
Frequency mid to test	False | Freq [MHz] 5300
Frequency high to test	False | Freq [MHz] 5320
Auto Control enabled Power Supply | Climatic Box	No | No
Additional Path Loss [dB]	0.5
Switched Path	EUT - SignalingUnit - SpectrumAnalyzer

Test Equipment
Signal analyzer,Rohde&Schwarz,FSV-30,1321.3008K30/103809,3.70
Switch matrix,CTCadvanced,RSM-1 NI DAQ,29655273,NI

Test at TX 5260 MHz

RESULT: Reference Power cond.					
Test Description	Lower Limit	Upper Limit	Measured	Unit	Verdict
Ref. Power 1MHz/1MHz cond.	---	---	13.05	dBm	INFO
Ref. Frequency	---	---	5262.000	MHz	INFO

Evaluation max. Duty Cycle

Duty Cycle evaluation					
Test Description	Lower Limit	Upper Limit	Measured	Unit	Verdict
Duty Cycle min	---	---	0	dB	DC > 98% defined

Evaluation Bandwidth

RESULT					
Test Description	Lower Limit	Upper Limit	Measured	Unit	Verdict
Bandwidth 26dB	---	---	19.36	MHz	INFO
T1 26dB	---	---	5250.3600	MHz	INFO
T2 26dB	---	---	5269.7200	MHz	INFO

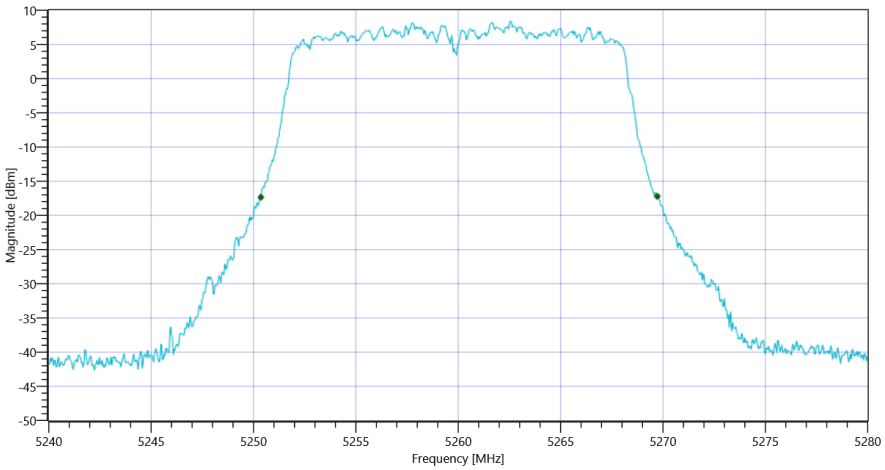

FCC Part 15.407 Max Output Power and PSD ~ WLAN5Gx a mode U-NII-2A_BW

Maximum Output Power

READ SA SETTINGS:	
RefLevel [dBm] | RefLevelOffset [dB] | InpAtt [dB]	25.05 | 11.33 | 30
Start [MHz] | Stop [MHz]	5240.000 | 5280.000
RBW [MHz] | VBW [MHz]	1.000000 | 3.000000
Detector | TraceMode	RMS | MAXH
Sweep: Time [ms] | Count | Points per Section | Type	53700 | 1 | 161 | SWE

RESULT					
Test Description	Lower Limit	Upper Limit	Measured	Unit	Verdict
Max Output Power	---	---	16.24	dBm	INFO
Duty Cycle Correction	---	---	0	dB	INFO
Limit absolute					

RESULT					
Test Description	Lower Limit	Upper Limit	Measured	Unit	Verdict
Max Output Power DC corrected	---	24	16.24	dBm	PASS
Limit by: 11 dBm + 10 log Bandwidth					
Max Output Power DC corrected	---	23.87	16.24	dBm	PASS

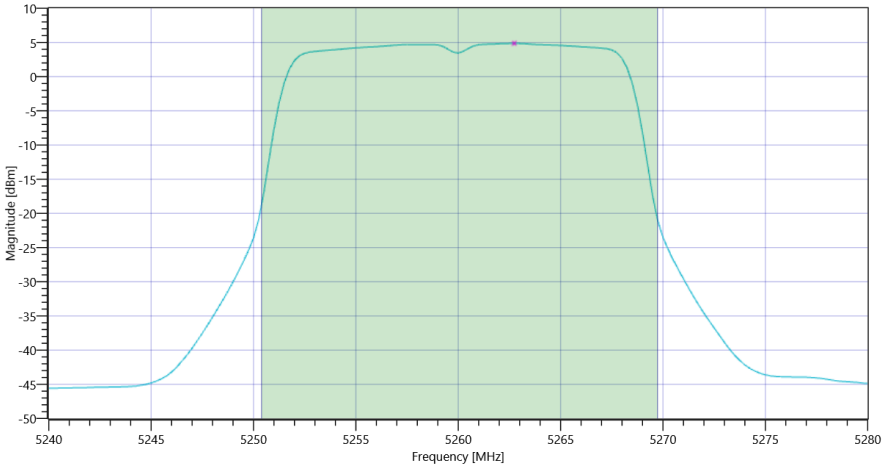

FCC Part 15.407 Max Output Power and PSD ~ WLAN5Gx a mode U-NII-2A Max OP and PSD

Power Spectral Density

RESULT					
Test Description	Lower Limit	Upper Limit	Measured	Unit	Verdict
Power Spectral Density	---	---	4.87	dBm/1MHz	INFO
Duty Cycle Correction	---	---	0	dB	INFO
Power Spectral Density DC corrected	---	11	4.87	dBm/1MHz	PASS

General verdict	PASS

FCC Part 15.407 Max Output Power and PSD ~ WLAN5Gx a mode U-NII-1

Test References	
TC Start	04.04.2022 14:27:44
Ambit Temp [°C] | Humidity [rel%]	25.8 | 18
System Version	3.0.6.0
Test Specification	FCC Part 15.407
Test Method	KDB789033 D02, F., E.2.e.
TC Version	0.0.1
My Description	FCC 15.407 Max Output Power & PSD - WLAN5Gx a mode U-NII-1
Add. Information	

EUT Common Settings WLAN5Gx	
Number of Antenna Ports	4
User Interaction	No
Device Class UNII_1	AP indoor

Test Parameter	
Technology to test	WLAN5Gx a mode U-NII-1
Antenna Port used	3
Temperature	nom
Voltage	nom
Frequency low to test	False | Freq [MHz] 5180
Frequency mid to test	False | Freq [MHz] 5200
Frequency high to test	True | Freq [MHz] 5240
Auto Control enabled Power Supply | Climatic Box	No | No
Additional Path Loss [dB]	0.5
Switched Path	EUT - SignalingUnit - SpectrumAnalyzer

Test Equipment
Signal analyzer,Rohde&Schwarz,FSV-30,1321.3008K30/103809,3.70
Switch matrix,CTCadvanced,RSM-1 NI DAQ,29655273,NI

Test at TX 5240 MHz

RESULT: Reference Power cond.					
Test Description	Lower Limit	Upper Limit	Measured	Unit	Verdict
Ref. Power 1MHz/1MHz cond.	---	---	18.12	dBm	INFO
Ref. Frequency	---	---	5234.010	MHz	INFO

Evaluation max. Duty Cycle

Duty Cycle evaluation					
Test Description	Lower Limit	Upper Limit	Measured	Unit	Verdict
Duty Cycle min	---	---	0	dB	DC > 98% defined

Evaluation Bandwidth

RESULT					
Test Description	Lower Limit	Upper Limit	Measured	Unit	Verdict
Bandwidth 26dB	---	---	34.48	MHz	INFO
T1 26dB	---	---	5223.0800	MHz	INFO
T2 26dB	---	---	5257.5600	MHz	INFO

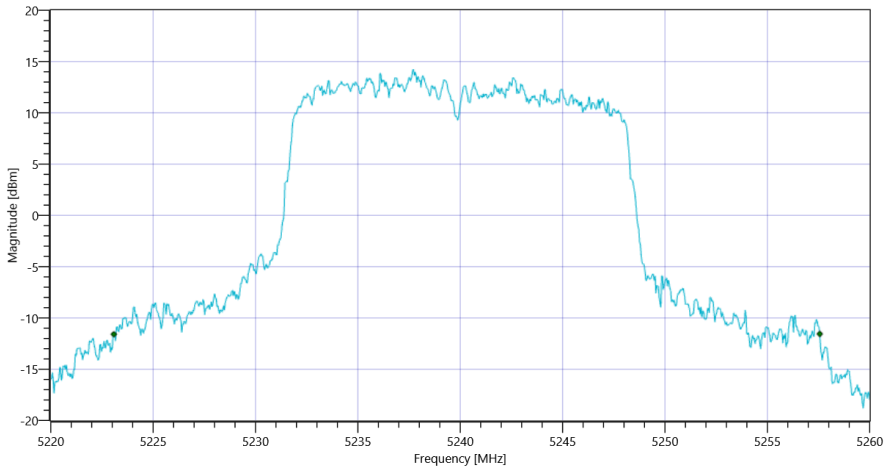

FCC Part 15.407 Max Output Power and PSD ~ WLAN5Gx a mode U-NII-1_BW

Maximum Output Power

READ SA SETTINGS:	
RefLevel [dBm] | RefLevelOffset [dB] | InpAtt [dB]	30.12 | 11.32 | 35
Start [MHz] | Stop [MHz]	5220.000 | 5260.000
RBW [MHz] | VBW [MHz]	1.000000 | 3.000000
Detector | TraceMode	RMS | MAXH
Sweep: Time [ms] | Count | Points per Section | Type	53700 | 1 | 161 | SWE

RESULT					
Test Description	Lower Limit	Upper Limit	Measured	Unit	Verdict
Max Output Power	---	---	21.67	dBm	INFO
Duty Cycle Correction	---	---	0	dB	INFO
Limit absolute					

RESULT					
Test Description	Lower Limit	Upper Limit	Measured	Unit	Verdict
Max Output Power DC corrected	---	30	21.67	dBm	PASS
Limit by: 11 dBm + 10 log Bandwidth					
Max Output Power DC corrected	---	26.38	21.67	dBm	not applicable

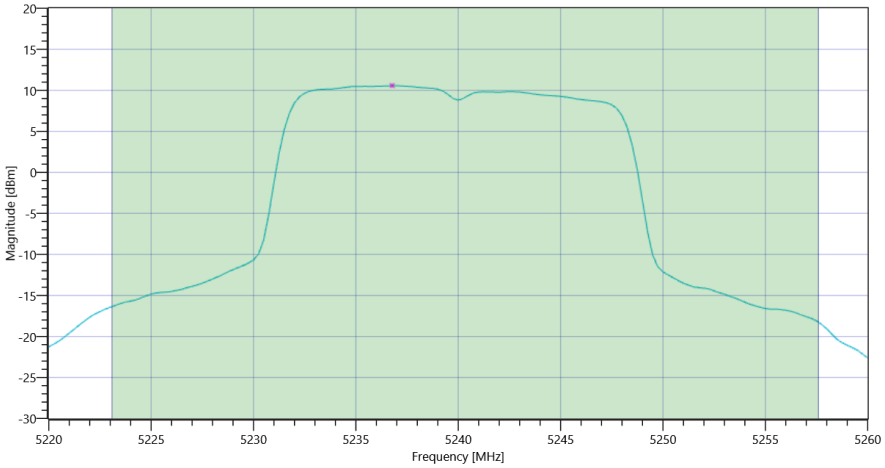

FCC Part 15.407 Max Output Power and PSD ~ WLAN5Gx a mode U-NII-1 Max OP and PSD

Power Spectral Density

RESULT					
Test Description	Lower Limit	Upper Limit	Measured	Unit	Verdict
Power Spectral Density	---	---	10.57	dBm/1MHz	INFO
Duty Cycle Correction	---	---	0	dB	INFO
Power Spectral Density DC corrected	---	17	10.57	dBm/1MHz	PASS

General verdict	PASS

FCC Part 15.407 Max Output Power and PSD ~ WLAN5Gx a mode U-NII-1

Test References	
TC Start	04.04.2022 14:25:02
Ambit Temp [°C] | Humidity [rel%]	25.6 | 18
System Version	3.0.6.0
Test Specification	FCC Part 15.407
Test Method	KDB789033 D02, F., E.2.e.
TC Version	0.0.1
My Description	FCC 15.407 Max Output Power & PSD - WLAN5Gx a mode U-NII-1
Add. Information	

EUT Common Settings WLAN5Gx	
Number of Antenna Ports	4
User Interaction	No
Device Class UNII_1	AP indoor

Test Parameter	
Technology to test	WLAN5Gx a mode U-NII-1
Antenna Port used	3
Temperature	nom
Voltage	nom
Frequency low to test	False | Freq [MHz] 5180
Frequency mid to test	True | Freq [MHz] 5200
Frequency high to test	False | Freq [MHz] 5240
Auto Control enabled Power Supply | Climatic Box	No | No
Additional Path Loss [dB]	0.5
Switched Path	EUT - SignalingUnit - SpectrumAnalyzer

Test Equipment
Signal analyzer,Rohde&Schwarz,FSV-30,1321.3008K30/103809,3.70
Switch matrix,CTCadvanced,RSM-1 NI DAQ,29655273,NI

Test at TX 5200 MHz

RESULT: Reference Power cond.					
Test Description	Lower Limit	Upper Limit	Measured	Unit	Verdict
Ref. Power 1MHz/1MHz cond.	---	---	17.96	dBm	INFO
Ref. Frequency	---	---	5196.600	MHz	INFO

Evaluation max. Duty Cycle

Duty Cycle evaluation					
Test Description	Lower Limit	Upper Limit	Measured	Unit	Verdict
Duty Cycle min	---	---	0	dB	DC > 98% defined

Evaluation Bandwidth

RESULT					
Test Description	Lower Limit	Upper Limit	Measured	Unit	Verdict
Bandwidth 26dB	---	---	33.48	MHz	INFO
T1 26dB	---	---	5184.0400	MHz	INFO
T2 26dB	---	---	5217.5200	MHz	INFO

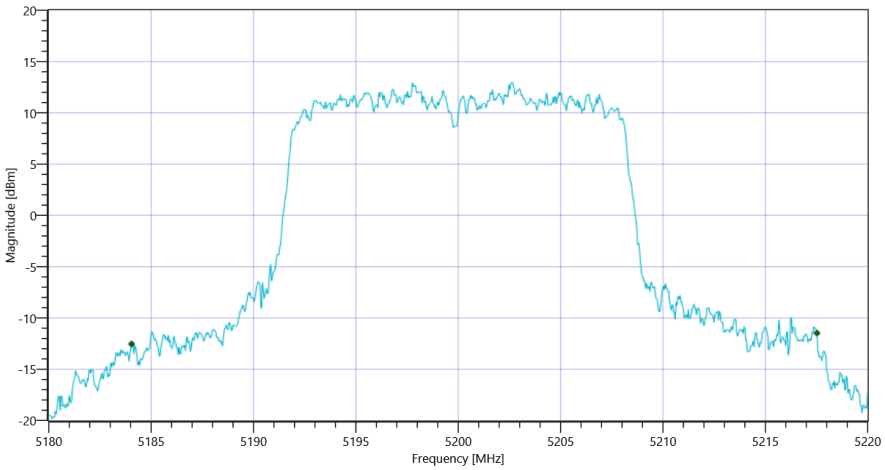

FCC Part 15.407 Max Output Power and PSD ~ WLAN5Gx a mode U-NII-1_BW

Maximum Output Power

READ SA SETTINGS:	
RefLevel [dBm] | RefLevelOffset [dB] | InpAtt [dB]	29.96 | 11.27 | 35
Start [MHz] | Stop [MHz]	5180.000 | 5220.000
RBW [MHz] | VBW [MHz]	1.000000 | 3.000000
Detector | TraceMode	RMS | MAXH
Sweep: Time [ms] | Count | Points per Section | Type	53700 | 1 | 161 | SWE

RESULT					
Test Description	Lower Limit	Upper Limit	Measured	Unit	Verdict
Max Output Power	---	---	20.84	dBm	INFO
Duty Cycle Correction	---	---	0	dB	INFO
Limit absolute					

RESULT					
Test Description	Lower Limit	Upper Limit	Measured	Unit	Verdict
Max Output Power DC corrected	---	30	20.84	dBm	PASS
Limit by: 11 dBm + 10 log Bandwidth					
Max Output Power DC corrected	---	26.25	20.84	dBm	not applicable

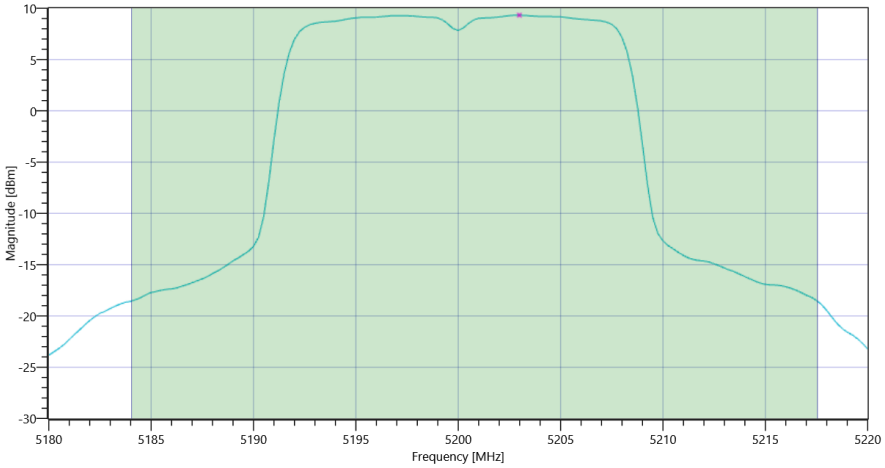

FCC Part 15.407 Max Output Power and PSD ~ WLAN5Gx a mode U-NII-1 Max OP and PSD

Power Spectral Density

RESULT					
Test Description	Lower Limit	Upper Limit	Measured	Unit	Verdict
Power Spectral Density	---	---	9.33	dBm/1MHz	INFO
Duty Cycle Correction	---	---	0	dB	INFO
Power Spectral Density DC corrected	---	17	9.33	dBm/1MHz	PASS

General verdict	PASS

FCC Part 15.407 Max Output Power and PSD ~ WLAN5Gx a mode U-NII-2C

Test References	
TC Start	04.04.2022 13:03:24
Ambit Temp [°C] | Humidity [rel%]	26.8 | 17
System Version	3.0.6.0
Test Specification	FCC Part 15.407
Test Method	KDB789033 D02, F., E.2.e.
TC Version	0.0.1
My Description	FCC 15.407 Max Output Power & PSD - WLAN5Gx a mode U-NII-2C
Add. Information	

EUT Common Settings WLAN5Gx	
Number of Antenna Ports	4
User Interaction	No
Device Class UNII_1	AP indoor

Test Parameter	
Technology to test	WLAN5Gx a mode U-NII-2C
Antenna Port used	2
Temperature	nom
Voltage	nom
Frequency low to test	False | Freq [MHz] 5500
Frequency mid to test	False | Freq [MHz] 5600
Frequency high to test	True | Freq [MHz] 5700
Auto Control enabled Power Supply | Climatic Box	No | No
Additional Path Loss [dB]	0.5
Switched Path	EUT - SignalingUnit - SpectrumAnalyzer

Test Equipment
Signal analyzer,Rohde&Schwarz,FSV-30,1321.3008K30/103809,3.70
Switch matrix,CTCadvanced,RSM-1 NI DAQ,29655273,NI

Test at TX 5700 MHz

RESULT: Reference Power cond.					
Test Description	Lower Limit	Upper Limit	Measured	Unit	Verdict
Ref. Power 1MHz/1MHz cond.	---	---	12.19	dBm	INFO
Ref. Frequency	---	---	5707.390	MHz	INFO

Evaluation max. Duty Cycle

Duty Cycle evaluation					
Test Description	Lower Limit	Upper Limit	Measured	Unit	Verdict
Duty Cycle min	---	---	0	dB	DC > 98% defined

Evaluation Bandwidth

RESULT					
Test Description	Lower Limit	Upper Limit	Measured	Unit	Verdict
Bandwidth 26dB	---	---	19.64	MHz	INFO
T1 26dB	---	---	5690.2000	MHz	INFO
T2 26dB	---	---	5709.8400	MHz	INFO

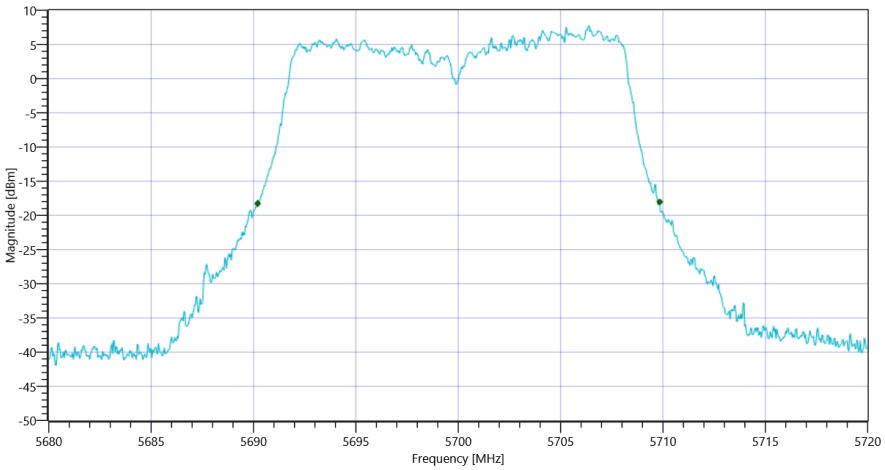

FCC Part 15.407 Max Output Power and PSD ~ WLAN5Gx a mode U-NII-2C_BW

Maximum Output Power

READ SA SETTINGS:	
RefLevel [dBm] | RefLevelOffset [dB] | InpAtt [dB]	24.19 | 11.14 | 30
Start [MHz] | Stop [MHz]	5680.000 | 5720.000
RBW [MHz] | VBW [MHz]	1.000000 | 3.000000
Detector | TraceMode	RMS | MAXH
Sweep: Time [ms] | Count | Points per Section | Type	53700 | 1 | 161 | SWE

RESULT					
Test Description	Lower Limit	Upper Limit	Measured	Unit	Verdict
Max Output Power	---	---	14.72	dBm	INFO
Duty Cycle Correction	---	---	0	dB	INFO
Limit absolute					

RESULT					
Test Description	Lower Limit	Upper Limit	Measured	Unit	Verdict
Max Output Power DC corrected	---	24	14.72	dBm	PASS
Limit by: 11 dBm + 10 log Bandwidth					
Max Output Power DC corrected	---	23.93	14.72	dBm	PASS

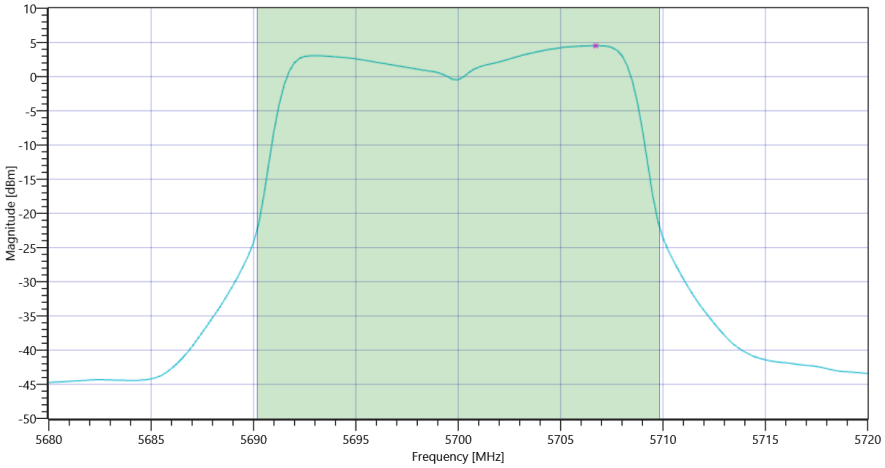

FCC Part 15.407 Max Output Power and PSD ~ WLAN5Gx a mode U-NII-2C Max OP and PSD

Power Spectral Density

RESULT					
Test Description	Lower Limit	Upper Limit	Measured	Unit	Verdict
Power Spectral Density	---	---	4.52	dBm/1MHz	INFO
Duty Cycle Correction	---	---	0	dB	INFO
Power Spectral Density DC corrected	---	11	4.52	dBm/1MHz	PASS

General verdict	PASS

FCC Part 15.407 Max Output Power and PSD ~ WLAN5Gx a mode U-NII-2C

Test References	
TC Start	04.04.2022 13:00:48
Ambit Temp [°C] | Humidity [rel%]	26.7 | 17
System Version	3.0.6.0
Test Specification	FCC Part 15.407
Test Method	KDB789033 D02, F., E.2.e.
TC Version	0.0.1
My Description	FCC 15.407 Max Output Power & PSD - WLAN5Gx a mode U-NII-2C
Add. Information	

EUT Common Settings WLAN5Gx	
Number of Antenna Ports	4
User Interaction	No
Device Class UNII_1	AP indoor

Test Parameter	
Technology to test	WLAN5Gx a mode U-NII-2C
Antenna Port used	2
Temperature	nom
Voltage	nom
Frequency low to test	False | Freq [MHz] 5500
Frequency mid to test	True | Freq [MHz] 5600
Frequency high to test	False | Freq [MHz] 5700
Auto Control enabled Power Supply | Climatic Box	No | No
Additional Path Loss [dB]	0.5
Switched Path	EUT - SignalingUnit - SpectrumAnalyzer

Test Equipment
Signal analyzer,Rohde&Schwarz,FSV-30,1321.3008K30/103809,3.70
Switch matrix,CTCadvanced,RSM-1 NI DAQ,29655273,NI

Test at TX 5600 MHz

RESULT: Reference Power cond.					
Test Description	Lower Limit	Upper Limit	Measured	Unit	Verdict
Ref. Power 1MHz/1MHz cond.	---	---	10.34	dBm	INFO
Ref. Frequency	---	---	5603.200	MHz	INFO

Evaluation max. Duty Cycle

Duty Cycle evaluation					
Test Description	Lower Limit	Upper Limit	Measured	Unit	Verdict
Duty Cycle min	---	---	0	dB	DC > 98% defined

Evaluation Bandwidth

RESULT					
Test Description	Lower Limit	Upper Limit	Measured	Unit	Verdict
Bandwidth 26dB	---	---	19.32	MHz	INFO
T1 26dB	---	---	5590.3600	MHz	INFO
T2 26dB	---	---	5609.6800	MHz	INFO

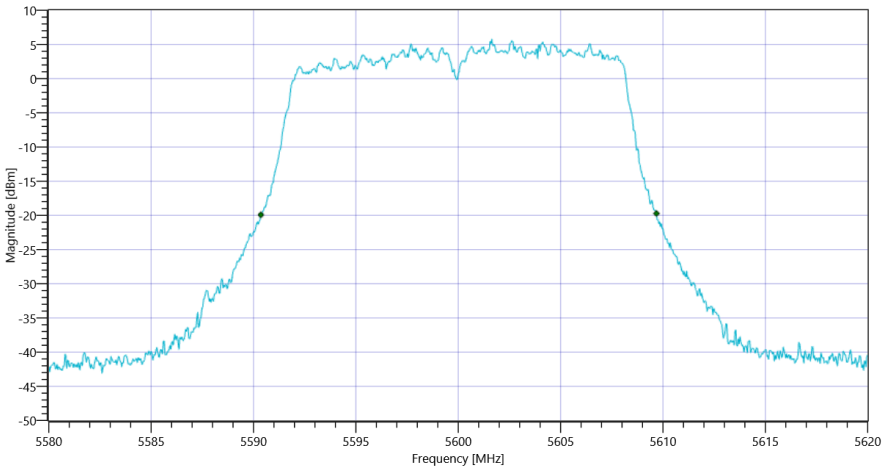

FCC Part 15.407 Max Output Power and PSD ~ WLAN5Gx a mode U-NII-2C_BW

Maximum Output Power

READ SA SETTINGS:	
RefLevel [dBm] | RefLevelOffset [dB] | InpAtt [dB]	22.34 | 11.16 | 30
Start [MHz] | Stop [MHz]	5580.000 | 5620.000
RBW [MHz] | VBW [MHz]	1.000000 | 3.000000
Detector | TraceMode	RMS | MAXH
Sweep: Time [ms] | Count | Points per Section | Type	53700 | 1 | 161 | SWE

RESULT					
Test Description	Lower Limit	Upper Limit	Measured	Unit	Verdict
Max Output Power	---	---	13.17	dBm	INFO
Duty Cycle Correction	---	---	0	dB	INFO
Limit absolute					

RESULT					
Test Description	Lower Limit	Upper Limit	Measured	Unit	Verdict
Max Output Power DC corrected	---	24	13.17	dBm	PASS
Limit by: 11 dBm + 10 log Bandwidth					
Max Output Power DC corrected	---	23.86	13.17	dBm	PASS

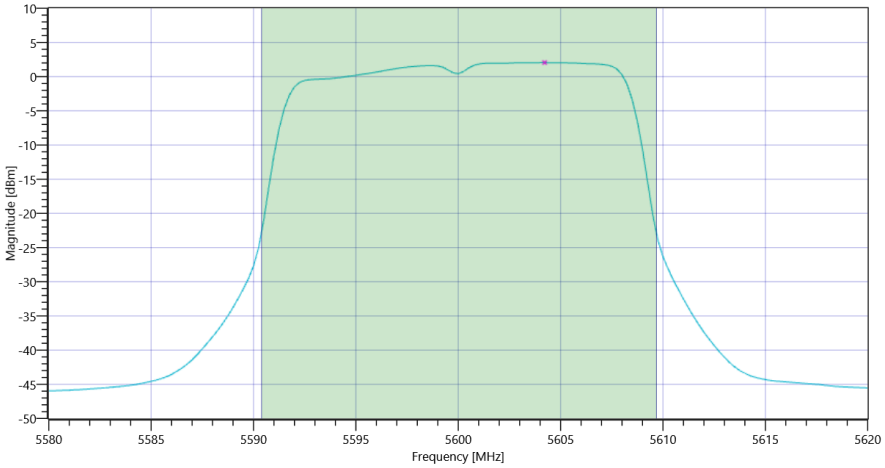

FCC Part 15.407 Max Output Power and PSD ~ WLAN5Gx a mode U-NII-2C Max OP and PSD

Power Spectral Density

RESULT					
Test Description	Lower Limit	Upper Limit	Measured	Unit	Verdict
Power Spectral Density	---	---	2.05	dBm/1MHz	INFO
Duty Cycle Correction	---	---	0	dB	INFO
Power Spectral Density DC corrected	---	11	2.05	dBm/1MHz	PASS

General verdict	PASS

FCC Part 15.407 Max Output Power and PSD ~ WLAN5Gx a mode U-NII-2C

Test References	
TC Start	04.04.2022 12:58:12
Ambit Temp [°C] | Humidity [rel%]	26.6 | 17
System Version	3.0.6.0
Test Specification	FCC Part 15.407
Test Method	KDB789033 D02, F., E.2.e.
TC Version	0.0.1
My Description	FCC 15.407 Max Output Power & PSD - WLAN5Gx a mode U-NII-2C
Add. Information	

EUT Common Settings WLAN5Gx	
Number of Antenna Ports	4
User Interaction	No
Device Class UNII_1	AP indoor

Test Parameter	
Technology to test	WLAN5Gx a mode U-NII-2C
Antenna Port used	2
Temperature	nom
Voltage	nom
Frequency low to test	True | Freq [MHz] 5500
Frequency mid to test	False | Freq [MHz] 5600
Frequency high to test	False | Freq [MHz] 5700
Auto Control enabled Power Supply | Climatic Box	No | No
Additional Path Loss [dB]	0.5
Switched Path	EUT - SignalingUnit - SpectrumAnalyzer

Test Equipment
Signal analyzer,Rohde&Schwarz,FSV-30,1321.3008K30/103809,3.70
Switch matrix,CTCadvanced,RSM-1 NI DAQ,29655273,NI

Test at TX 5500 MHz

RESULT: Reference Power cond.					
Test Description	Lower Limit	Upper Limit	Measured	Unit	Verdict
Ref. Power 1MHz/1MHz cond.	---	---	7.79	dBm	INFO
Ref. Frequency	---	---	5501.200	MHz	INFO

Evaluation max. Duty Cycle

Duty Cycle evaluation					
Test Description	Lower Limit	Upper Limit	Measured	Unit	Verdict
Duty Cycle min	---	---	0	dB	DC > 98% defined

Evaluation Bandwidth

RESULT					
Test Description	Lower Limit	Upper Limit	Measured	Unit	Verdict
Bandwidth 26dB	---	---	18.92	MHz	INFO
T1 26dB	---	---	5490.5200	MHz	INFO
T2 26dB	---	---	5509.4400	MHz	INFO

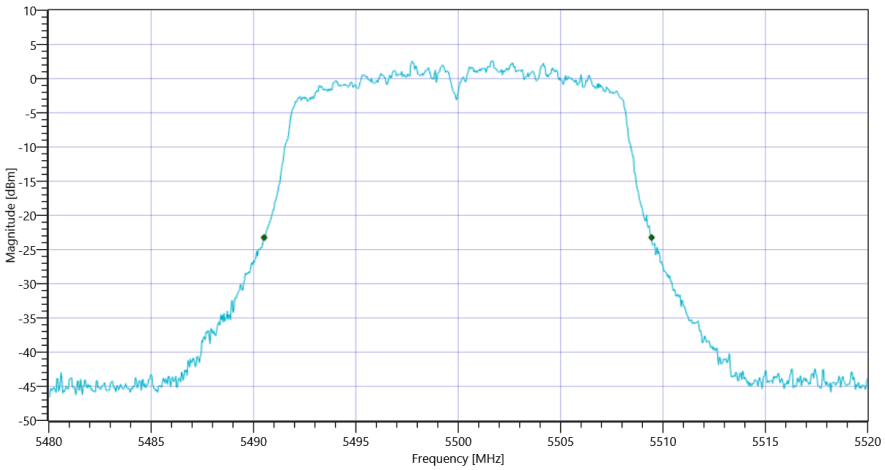

FCC Part 15.407 Max Output Power and PSD ~ WLAN5Gx a mode U-NII-2C_BW

Maximum Output Power

READ SA SETTINGS:	
RefLevel [dBm] | RefLevelOffset [dB] | InpAtt [dB]	19.79 | 11.14 | 25
Start [MHz] | Stop [MHz]	5480.000 | 5520.000
RBW [MHz] | VBW [MHz]	1.000000 | 3.000000
Detector | TraceMode	RMS | MAXH
Sweep: Time [ms] | Count | Points per Section | Type	53700 | 1 | 161 | SWE

RESULT					
Test Description	Lower Limit	Upper Limit	Measured	Unit	Verdict
Max Output Power	---	---	9.91	dBm	INFO
Duty Cycle Correction	---	---	0	dB	INFO
Limit absolute					

RESULT					
Test Description	Lower Limit	Upper Limit	Measured	Unit	Verdict
Max Output Power DC corrected	---	24	9.91	dBm	PASS
Limit by: 11 dBm + 10 log Bandwidth					
Max Output Power DC corrected	---	23.77	9.91	dBm	PASS

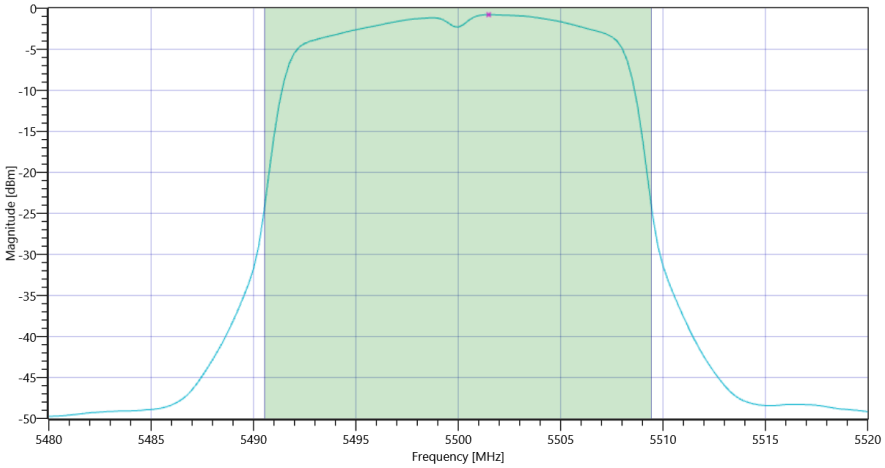

FCC Part 15.407 Max Output Power and PSD ~ WLAN5Gx a mode U-NII-2C Max OP and PSD

Power Spectral Density

RESULT					
Test Description	Lower Limit	Upper Limit	Measured	Unit	Verdict
Power Spectral Density	---	---	-0.78	dBm/1MHz	INFO
Duty Cycle Correction	---	---	0	dB	INFO
Power Spectral Density DC corrected	---	11	-0.78	dBm/1MHz	PASS

General verdict	PASS

FCC Part 15.407 Max Output Power and PSD ~ WLAN5Gx a mode U-NII-2A

Test References	
TC Start	04.04.2022 12:55:35
Ambit Temp [°C] | Humidity [rel%]	26.4 | 18
System Version	3.0.6.0
Test Specification	FCC Part 15.407
Test Method	KDB789033 D02, F., E.2.e.
TC Version	0.0.1
My Description	FCC 15.407 Max Output Power & PSD - WLAN5Gx a mode U-NII-2A
Add. Information	

EUT Common Settings WLAN5Gx	
Number of Antenna Ports	4
User Interaction	No
Device Class UNII_1	AP indoor

Test Parameter	
Technology to test	WLAN5Gx a mode U-NII-2A
Antenna Port used	2
Temperature	nom
Voltage	nom
Frequency low to test	False | Freq [MHz] 5260
Frequency mid to test	False | Freq [MHz] 5300
Frequency high to test	True | Freq [MHz] 5320
Auto Control enabled Power Supply | Climatic Box	No | No
Additional Path Loss [dB]	0.5
Switched Path	EUT - SignalingUnit - SpectrumAnalyzer

Test Equipment
Signal analyzer,Rohde&Schwarz,FSV-30,1321.3008K30/103809,3.70
Switch matrix,CTCadvanced,RSM-1 NI DAQ,29655273,NI

Test at TX 5320 MHz

RESULT: Reference Power cond.					
Test Description	Lower Limit	Upper Limit	Measured	Unit	Verdict
Ref. Power 1MHz/1MHz cond.	---	---	12.89	dBm	INFO
Ref. Frequency	---	---	5322.200	MHz	INFO

Evaluation max. Duty Cycle

Duty Cycle evaluation					
Test Description	Lower Limit	Upper Limit	Measured	Unit	Verdict
Duty Cycle min	---	---	0	dB	DC > 98% defined

Evaluation Bandwidth

RESULT					
Test Description	Lower Limit	Upper Limit	Measured	Unit	Verdict
Bandwidth 26dB	---	---	19.2	MHz	INFO
T1 26dB	---	---	5310.4400	MHz	INFO
T2 26dB	---	---	5329.6400	MHz	INFO

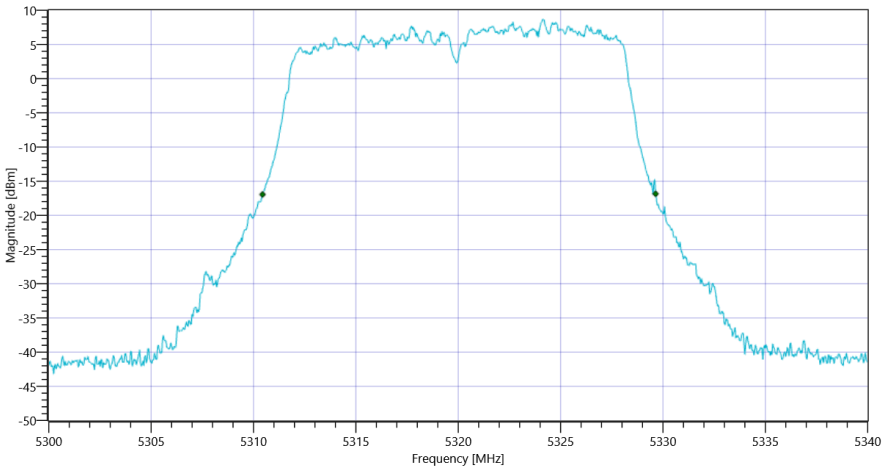

FCC Part 15.407 Max Output Power and PSD ~ WLAN5Gx a mode U-NII-2A_BW

Maximum Output Power

READ SA SETTINGS:	
RefLevel [dBm] | RefLevelOffset [dB] | InpAtt [dB]	24.89 | 11.28 | 30
Start [MHz] | Stop [MHz]	5300.000 | 5340.000
RBW [MHz] | VBW [MHz]	1.000000 | 3.000000
Detector | TraceMode	RMS | MAXH
Sweep: Time [ms] | Count | Points per Section | Type	53700 | 1 | 161 | SWE

RESULT					
Test Description	Lower Limit	Upper Limit	Measured	Unit	Verdict
Max Output Power	---	---	16.04	dBm	INFO
Duty Cycle Correction	---	---	0	dB	INFO
Limit absolute					

RESULT					
Test Description	Lower Limit	Upper Limit	Measured	Unit	Verdict
Max Output Power DC corrected	---	24	16.04	dBm	PASS
Limit by: 11 dBm + 10 log Bandwidth					
Max Output Power DC corrected	---	23.83	16.04	dBm	PASS

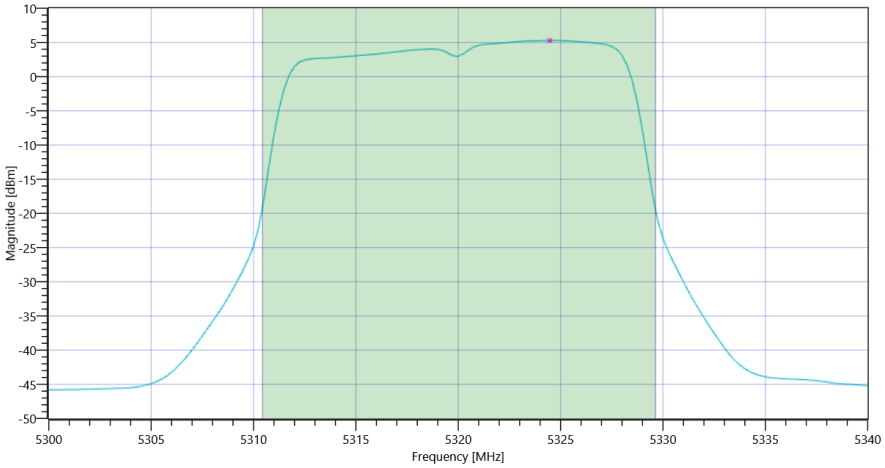

FCC Part 15.407 Max Output Power and PSD ~ WLAN5Gx a mode U-NII-2A Max OP and PSD

Power Spectral Density

RESULT					
Test Description	Lower Limit	Upper Limit	Measured	Unit	Verdict
Power Spectral Density	---	---	5.28	dBm/1MHz	INFO
Duty Cycle Correction	---	---	0	dB	INFO
Power Spectral Density DC corrected	---	11	5.28	dBm/1MHz	PASS

General verdict	PASS

- END OF DOCUMENT -