Test at BW [MHz]: 5

Test freq: low, UL[MHz]/CH 1852.5/0, CBW [MHz]: 5, RB_100PCT, Mod: QPSK

READ SA SETTINGS:	
RefLevel [dBm] | RefLevelOffset [dB] | InpAtt [dB]	10.59 | 0 | 30
Start [MHz] | Stop [MHz]	1.000 | 401.000
RBW [MHz] | VBW [MHz]	1.000000 | 3.000000
Detector | TraceMode	POS | MAXH
Sweep: Time [ms] | Count | Points per Section | Type	1600 | 1 | 1001 | SWE

RESULT Test freq: low, UL[MHz]/CH 1852.5/0, CBW [MHz]: 5, RB_100PCT, Mod: QPSK					
Test Description	Lower Limit	Upper Limit	Measured	Unit	Verdict
Peaks higher limit	---	0	0	no	PASS

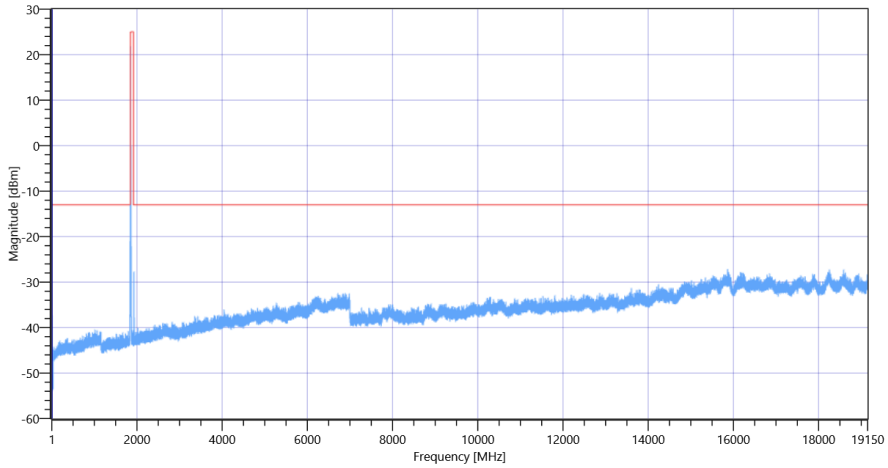

FCC, ISED # TX Emissions conducted ~ NR Band_25 Ant-1 SCS-15 1852.5 MHz

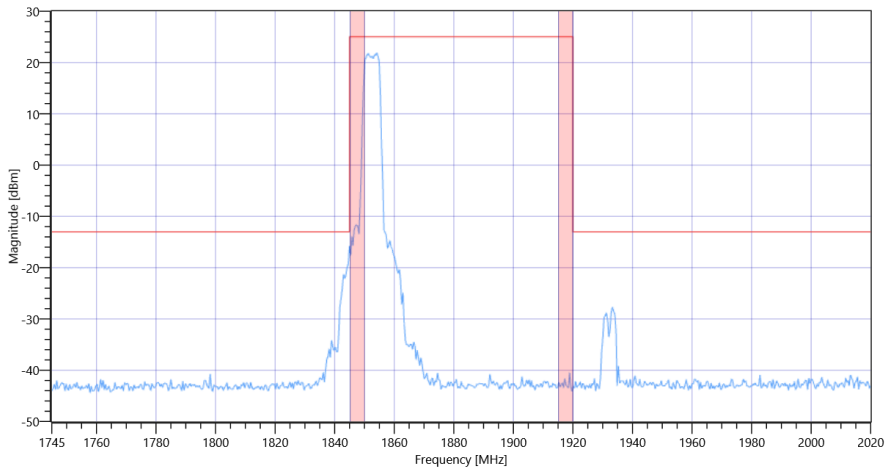

FCC, ISED # TX Emissions conducted ~ NR Band_25 Ant-1 SCS-15 1852.5

Test freq: low, UL[MHz]/CH 1852.5/0, CBW [MHz]: 5, RB_100PCT, Mod: 16QAM

READ SA SETTINGS:	
RefLevel [dBm] | RefLevelOffset [dB] | InpAtt [dB]	10.77 | 0 | 30
Start [MHz] | Stop [MHz]	1.000 | 401.000
RBW [MHz] | VBW [MHz]	1.000000 | 3.000000

READ SA SETTINGS:	
Detector | TraceMode	POS | MAXH
Sweep: Time [ms] | Count | Points per Section | Type	1600 | 1 | 1001 | SWE

RESULT Test freq: low, UL[MHz]/CH 1852.5/0, CBW [MHz]: 5, RB_100PCT, Mod: 16QAM					
Test Description	Lower Limit	Upper Limit	Measured	Unit	Verdict
Peaks higher limit	---	0	0	no	PASS

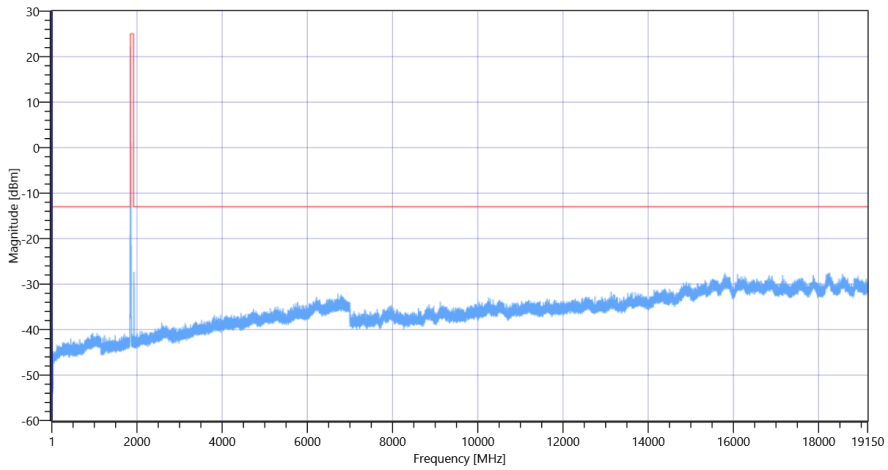

FCC, ISED # TX Emissions conducted ~ NR Band_25 Ant-1 SCS-15 1852.5 MHz

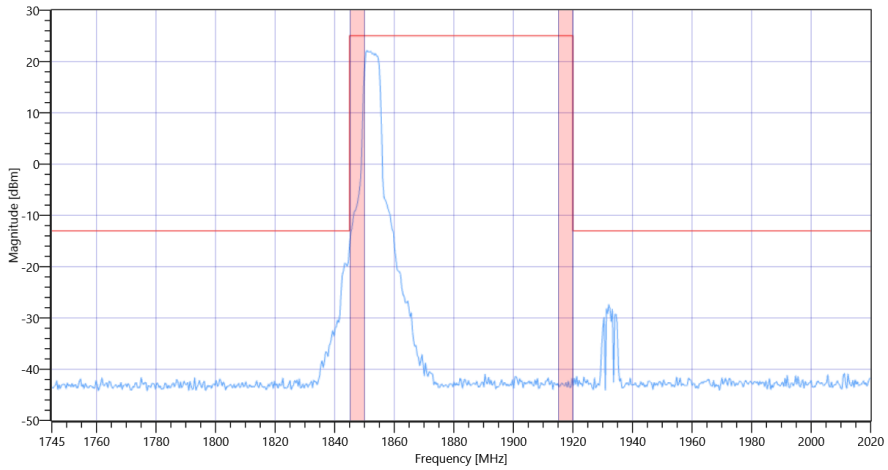

FCC, ISED # TX Emissions conducted ~ NR Band_25 Ant-1 SCS-15 1852.5

Test freq: low, UL[MHz]/CH 1852.5/0, CBW [MHz]: 5, RB_100PCT, Mod: 64QAM

READ SA SETTINGS:	
RefLevel [dBm] | RefLevelOffset [dB] | InpAtt [dB]	10.72 | 0 | 30
Start [MHz] | Stop [MHz]	1.000 | 401.000
RBW [MHz] | VBW [MHz]	1.000000 | 3.000000
Detector | TraceMode	POS | MAXH
Sweep: Time [ms] | Count | Points per Section | Type	1600 | 1 | 1001 | SWE

RESULT Test freq: low, UL[MHz]/CH 1852.5/0, CBW [MHz]: 5, RB_100PCT, Mod: 64QAM					
Test Description	Lower Limit	Upper Limit	Measured	Unit	Verdict

RESULT Test freq: low, UL[MHz]/CH 1852.5/0, CBW [MHz]: 5, RB_100PCT, Mod: 64QAM					
Test Description	Lower Limit	Upper Limit	Measured	Unit	Verdict
Peaks higher limit	---	0	0	no	PASS

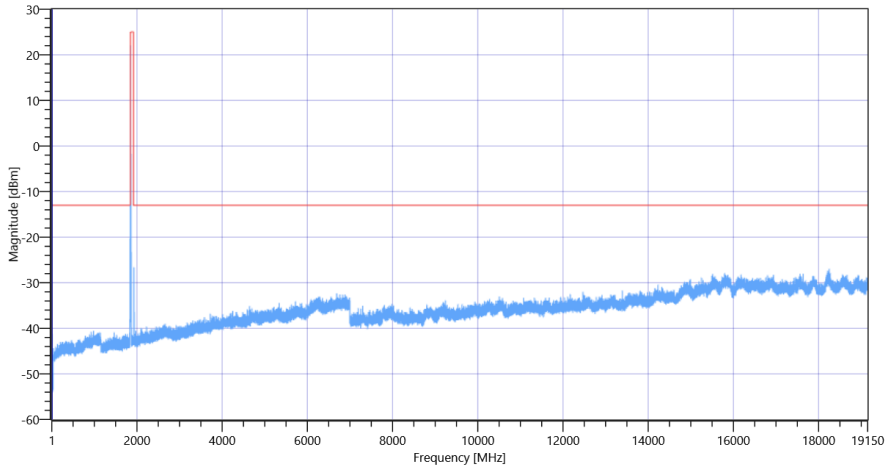

FCC, ISED # TX Emissions conducted ~ NR Band_25 Ant-1 SCS-15 1852.5 MHz

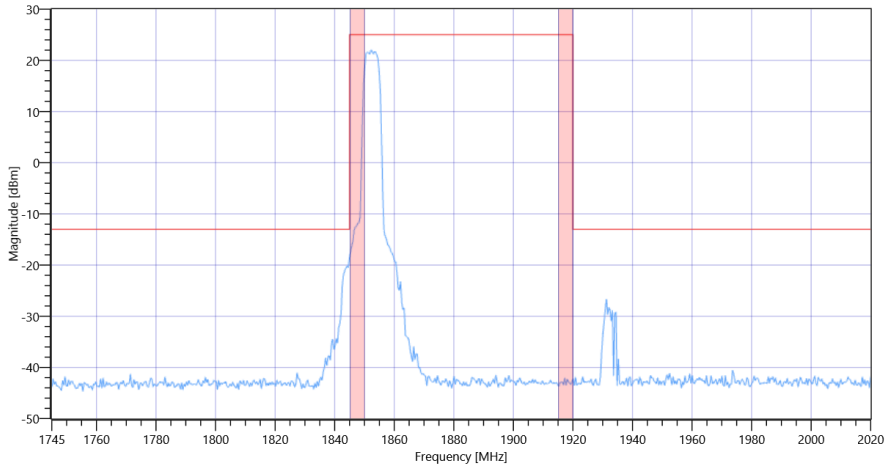

FCC, ISED # TX Emissions conducted ~ NR Band_25 Ant-1 SCS-15 1852.5

General verdict	PASS

FCC, ISED # TX Emissions conducted ~ NR Band_25 Ant-1 SCS-15

Test References	
TC Start	29.06.2022 22:04:16
Ambit Temp [°C] | Humidity [rel%]	27.8 | 40
System Version	3.2.0.2
Test Specification	FCC, ISED -
Test Method	
TC Version	0.0.1
My Description	FCC/ISED MobileRadio TX Emissions conducted - NR Band_25
Add. Information	

Test Parameter	
Technology to test	NR
Band	Band_25
SCS [kHz]	15
Waveform	DFTOFDM
Antenna Port used	1
Temperature	nom
Voltage	nom
Frequency low to test	False
Frequency mid to test	False
Frequency high to test	True
Auto Control enabled Power Supply | Climatic Box	No | No
Additional Path Loss [dB]	0
Switched Path	None

Test Equipment
Signal analyzer,Rohde&Schwarz,FSV-40,1307.9002K40/101042,3.70

Test at BW [MHz]: 40

Test freq: high, UL[MHz]/CH 1895/0, CBW [MHz]: 40, RB_100PCT, Mod: 256QAM

READ SA SETTINGS:	
RefLevel [dBm] | RefLevelOffset [dB] | InpAtt [dB]	2.38 | 0 | 20
Start [MHz] | Stop [MHz]	1.000 | 401.000
RBW [MHz] | VBW [MHz]	1.000000 | 3.000000
Detector | TraceMode	POS | MAXH
Sweep: Time [ms] | Count | Points per Section | Type	1600 | 1 | 1001 | SWE

RESULT Test freq: high, UL[MHz]/CH 1895/0, CBW [MHz]: 40, RB_100PCT, Mod: 256QAM					
Test Description	Lower Limit	Upper Limit	Measured	Unit	Verdict
Peaks higher limit	---	0	0	no	PASS

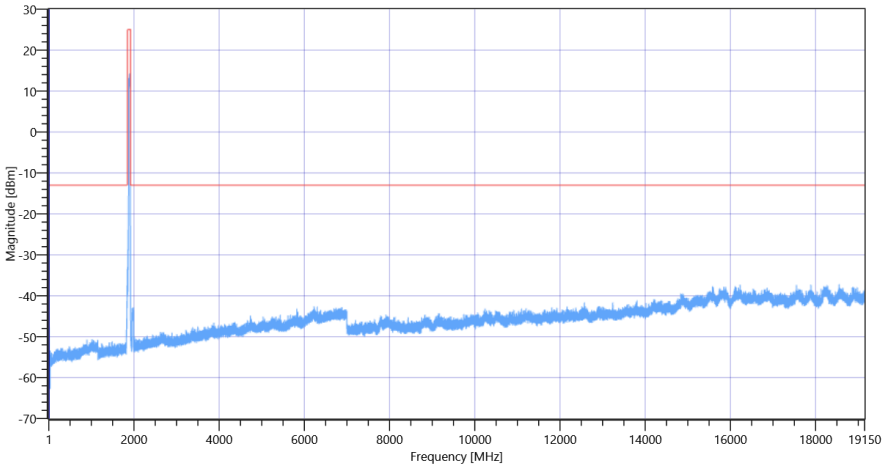

FCC, ISED # TX Emissions conducted ~ NR Band_25 Ant-1 SCS-15 1895 MHz

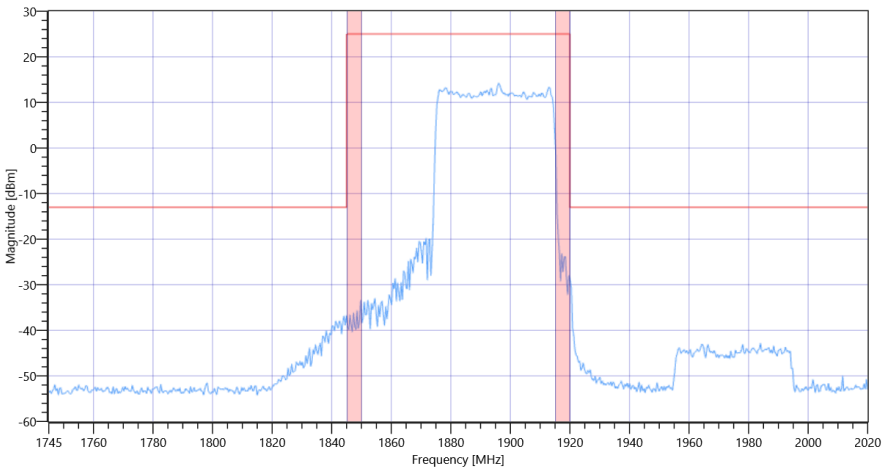

FCC, ISED # TX Emissions conducted ~ NR Band_25 Ant-1 SCS-15 1895

General verdict	PASS

FCC, ISED # TX Emissions conducted ~ NR Band_25 Ant-1 SCS-15

Test References	
TC Start	29.06.2022 21:53:22
Ambit Temp [°C] | Humidity [rel%]	27.8 | 40
System Version	3.2.0.2
Test Specification	FCC, ISED -
Test Method	
TC Version	0.0.1
My Description	FCC/ISED MobileRadio TX Emissions conducted - NR Band_25
Add. Information	

Test Parameter	
Technology to test	NR
Band	Band_25
SCS [kHz]	15
Waveform	DFTOFDM
Antenna Port used	1
Temperature	nom
Voltage	nom
Frequency low to test	False
Frequency mid to test	True
Frequency high to test	False
Auto Control enabled Power Supply | Climatic Box	No | No
Additional Path Loss [dB]	0
Switched Path	None

Test Equipment
Signal analyzer,Rohde&Schwarz,FSV-40,1307.9002K40/101042,3.70

Test at BW [MHz]: 40

Test freq: mid, UL[MHz]/CH 1882.5/0, CBW [MHz]: 40, RB_100PCT, Mod: 256QAM

READ SA SETTINGS:	
RefLevel [dBm] | RefLevelOffset [dB] | InpAtt [dB]	2.18 | 0 | 20
Start [MHz] | Stop [MHz]	1.000 | 401.000
RBW [MHz] | VBW [MHz]	1.000000 | 3.000000
Detector | TraceMode	POS | MAXH
Sweep: Time [ms] | Count | Points per Section | Type	1600 | 1 | 1001 | SWE

RESULT Test freq: mid, UL[MHz]/CH 1882.5/0, CBW [MHz]: 40, RB_100PCT, Mod: 256QAM					
Test Description	Lower Limit	Upper Limit	Measured	Unit	Verdict
Peaks higher limit	---	0	0	no	PASS

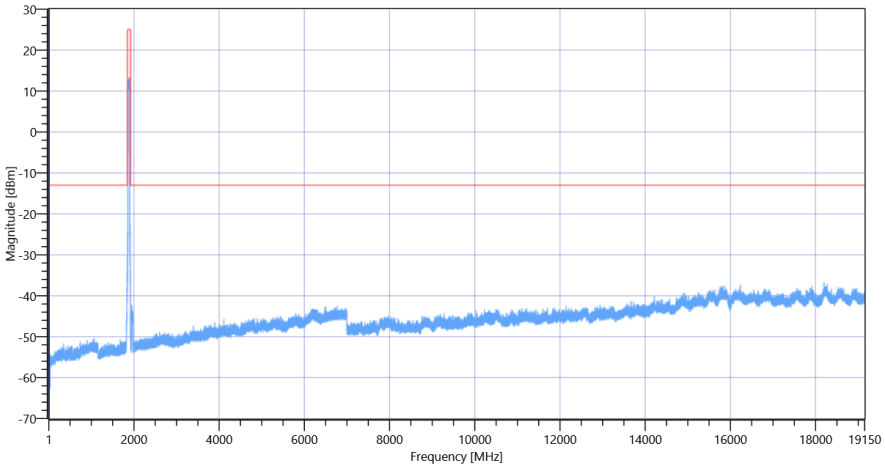

FCC, ISED # TX Emissions conducted ~ NR Band_25 Ant-1 SCS-15 1882.5 MHz

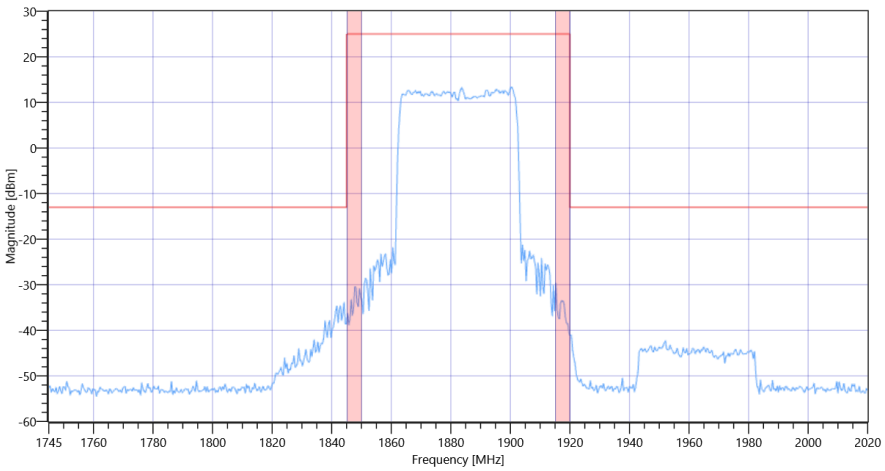

FCC, ISED # TX Emissions conducted ~ NR Band_25 Ant-1 SCS-15 1882.5

General verdict	PASS

FCC, ISED # TX Emissions conducted ~ NR Band_25 Ant-1 SCS-15

Test References	
TC Start	29.06.2022 21:24:34
Ambit Temp [°C] | Humidity [rel%]	27.9 | 39
System Version	3.2.0.2
Test Specification	FCC, ISED -
Test Method	
TC Version	0.0.1
My Description	FCC/ISED MobileRadio TX Emissions conducted - NR Band_25
Add. Information	

Test Parameter	
Technology to test	NR
Band	Band_25
SCS [kHz]	15
Waveform	DFTOFDM
Antenna Port used	1
Temperature	nom
Voltage	nom
Frequency low to test	True
Frequency mid to test	False
Frequency high to test	False
Auto Control enabled Power Supply | Climatic Box	No | No
Additional Path Loss [dB]	0
Switched Path	None

Test Equipment
Signal analyzer,Rohde&Schwarz,FSV-40,1307.9002K40/101042,3.70

Test at BW [MHz]: 40

Test freq: low, UL[MHz]/CH 1870/0, CBW [MHz]: 40, RB_100PCT, Mod: 256QAM

READ SA SETTINGS:	
RefLevel [dBm] | RefLevelOffset [dB] | InpAtt [dB]	1.63 | 0 | 20
Start [MHz] | Stop [MHz]	1.000 | 401.000
RBW [MHz] | VBW [MHz]	1.000000 | 3.000000
Detector | TraceMode	POS | MAXH
Sweep: Time [ms] | Count | Points per Section | Type	1600 | 1 | 1001 | SWE

RESULT Test freq: low, UL[MHz]/CH 1870/0, CBW [MHz]: 40, RB_100PCT, Mod: 256QAM

Test Description	Lower Limit	Upper Limit	Measured	Unit	Verdict
Peaks higher limit	---	0	0	no	PASS

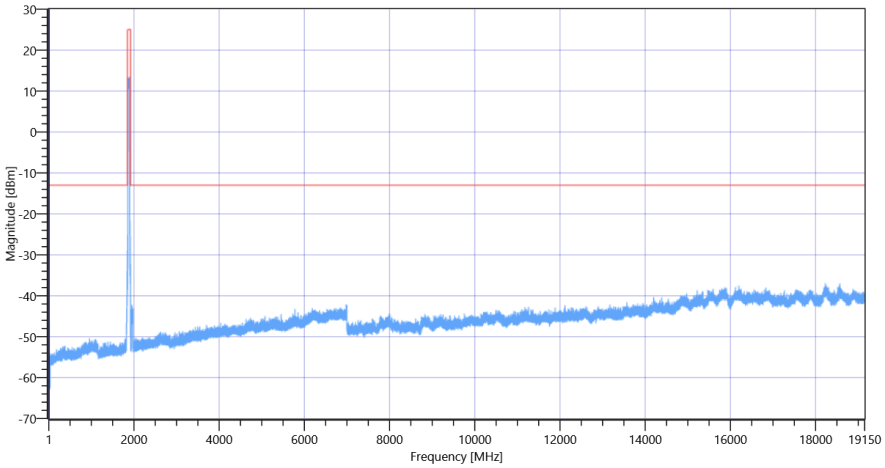

FCC, ISED # TX Emissions conducted ~ NR Band_25 Ant-1 SCS-15 1870 MHz

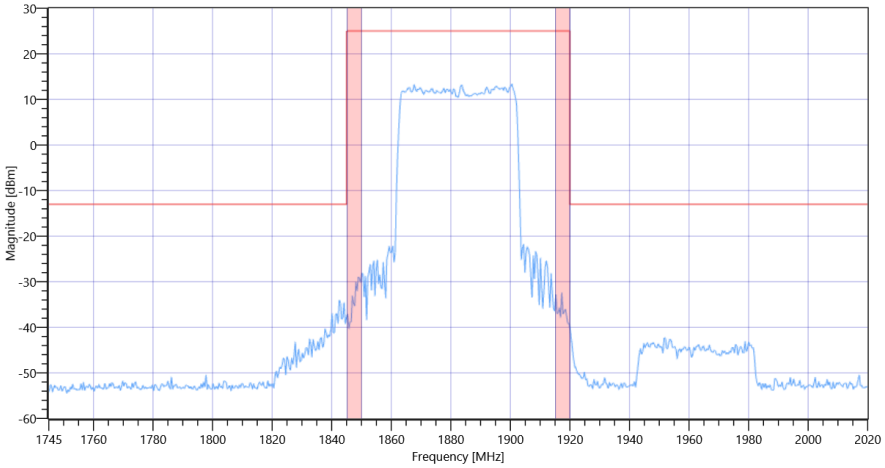

FCC, ISED # TX Emissions conducted ~ NR Band_25 Ant-1 SCS-15 1870

General verdict	PASS

FCC, ISED # TX Emissions conducted ~ NR Band_25 Ant-1 SCS-15

Test References	
TC Start	29.06.2022 20:00:18
Ambit Temp [°C] | Humidity [rel%]	27.8 | 38
System Version	3.2.0.2
Test Specification	FCC, ISED -
Test Method	
TC Version	0.0.1
My Description	FCC/ISED MobileRadio TX Emissions conducted - NR Band_25
Add. Information	

Test Parameter	
Technology to test	NR
Band	Band_25
SCS [kHz]	15
Waveform	DFTOFDM
Antenna Port used	1
Temperature	nom
Voltage	nom
Frequency low to test	False
Frequency mid to test	False
Frequency high to test	True
Auto Control enabled Power Supply | Climatic Box	No | No
Additional Path Loss [dB]	0
Switched Path	None

Test Equipment
Signal analyzer,Rohde&Schwarz,FSV-40,1307.9002K40/101042,3.70

Test at BW [MHz]: 40

Test freq: high, UL[MHz]/CH 1895/0, CBW [MHz]: 40, RB_100PCT, Mod: BPSK

READ SA SETTINGS:	
RefLevel [dBm] | RefLevelOffset [dB] | InpAtt [dB]	6.54 | 0 | 25
Start [MHz] | Stop [MHz]	1.000 | 401.000
RBW [MHz] | VBW [MHz]	1.000000 | 3.000000
Detector | TraceMode	POS | MAXH
Sweep: Time [ms] | Count | Points per Section | Type	1600 | 1 | 1001 | SWE

RESULT Test freq: high, UL[MHz]/CH 1895/0, CBW [MHz]: 40, RB_100PCT, Mod: BPSK					
Test Description	Lower Limit	Upper Limit	Measured	Unit	Verdict
Peaks higher limit	---	0	0	no	PASS

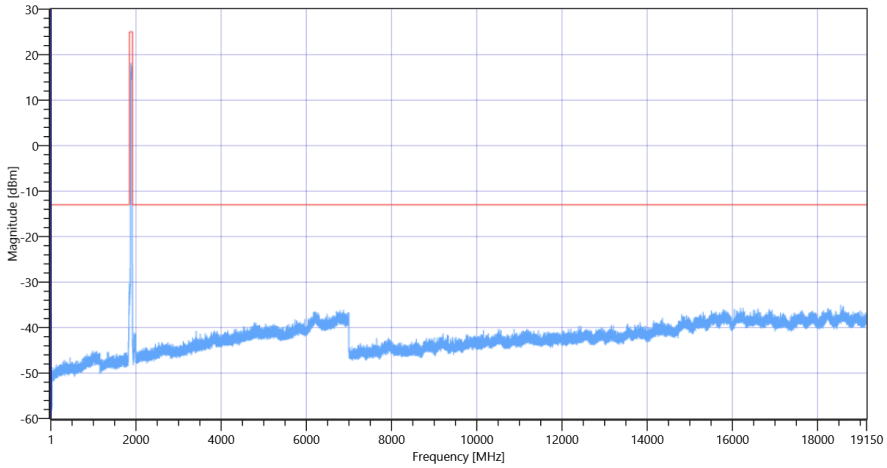

FCC, ISED # TX Emissions conducted ~ NR Band_25 Ant-1 SCS-15 1895 MHz

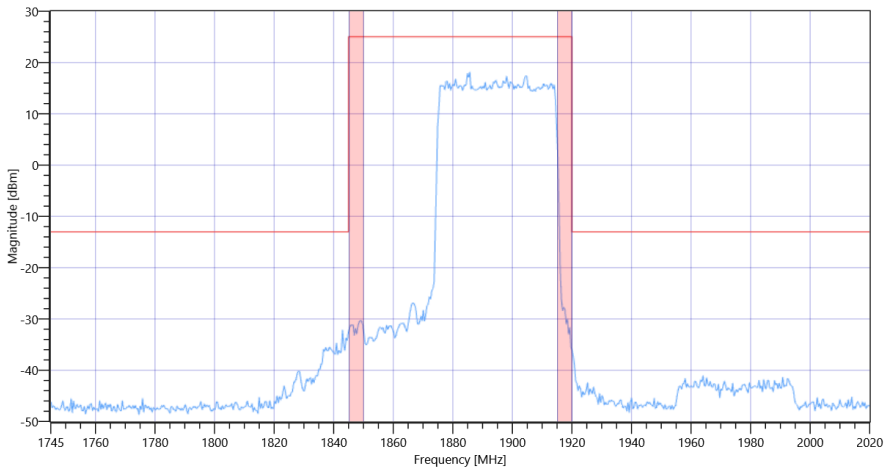

FCC, ISED # TX Emissions conducted ~ NR Band_25 Ant-1 SCS-15 1895

Test freq: high, UL[MHz]/CH 1895/0, CBW [MHz]: 40, RB_100PCT, Mod: QPSK

READ SA SETTINGS:	
RefLevel [dBm] | RefLevelOffset [dB] | InpAtt [dB]	5.80 | 0 | 25
Start [MHz] | Stop [MHz]	1.000 | 401.000
RBW [MHz] | VBW [MHz]	1.000000 | 3.000000

READ SA SETTINGS:	
Detector | TraceMode	POS | MAXH
Sweep: Time [ms] | Count | Points per Section | Type	1600 | 1 | 1001 | SWE

RESULT Test freq: high, UL[MHz]/CH 1895/0, CBW [MHz]: 40, RB_100PCT, Mod: QPSK					
Test Description	Lower Limit	Upper Limit	Measured	Unit	Verdict
Peaks higher limit	---	0	0	no	PASS

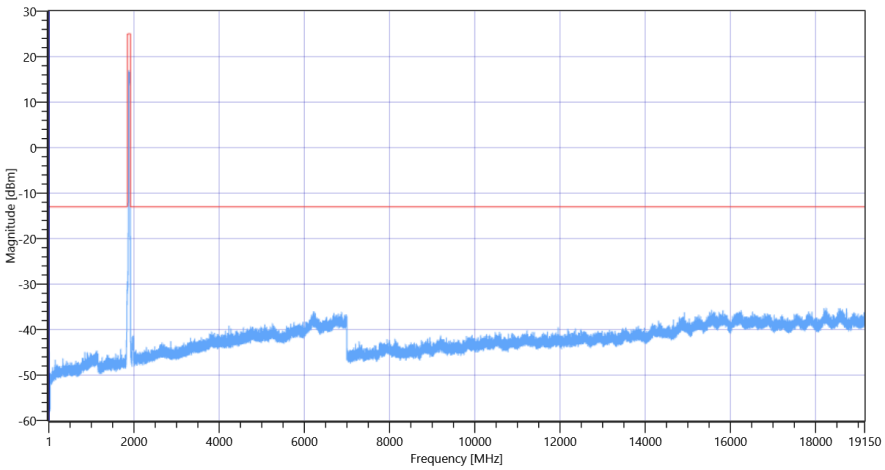

FCC, ISED # TX Emissions conducted ~ NR Band_25 Ant-1 SCS-15 1895 MHz

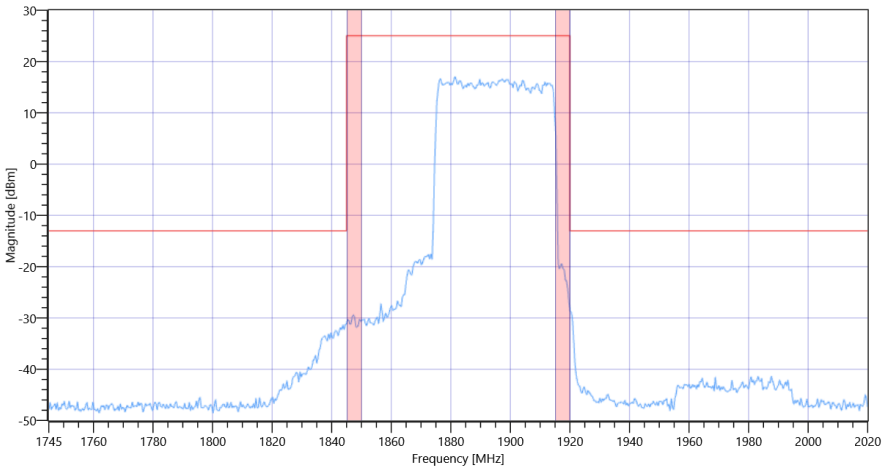

FCC, ISED # TX Emissions conducted ~ NR Band_25 Ant-1 SCS-15 1895

Test freq: high, UL[MHz]/CH 1895/0, CBW [MHz]: 40, RB_100PCT, Mod: 16QAM

READ SA SETTINGS:	
RefLevel [dBm] | RefLevelOffset [dB] | InpAtt [dB]	4.25 | 0 | 20
Start [MHz] | Stop [MHz]	1.000 | 401.000
RBW [MHz] | VBW [MHz]	1.000000 | 3.000000
Detector | TraceMode	POS | MAXH
Sweep: Time [ms] | Count | Points per Section | Type	1600 | 1 | 1001 | SWE

RESULT Test freq: high, UL[MHz]/CH 1895/0, CBW [MHz]: 40, RB_100PCT, Mod: 16QAM					
Test Description	Lower Limit	Upper Limit	Measured	Unit	Verdict

RESULT Test freq: high, UL[MHz]/CH 1895/0, CBW [MHz]: 40, RB_100PCT, Mod: 16QAM					
Test Description	Lower Limit	Upper Limit	Measured	Unit	Verdict
Peaks higher limit	---	0	0	no	PASS

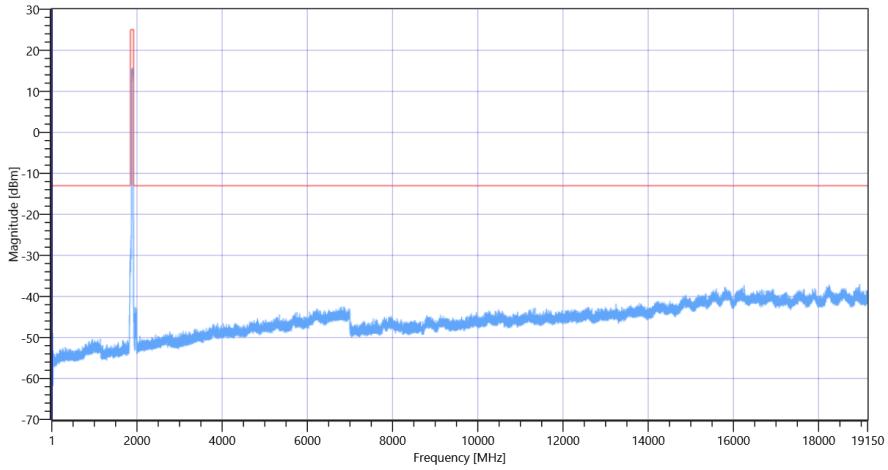

FCC, ISED # TX Emissions conducted ~ NR Band_25 Ant-1 SCS-15 1895 MHz

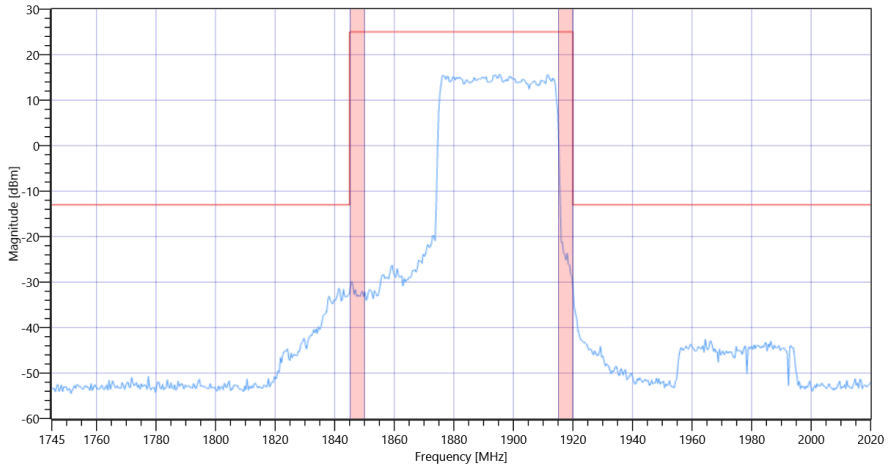

FCC, ISED # TX Emissions conducted ~ NR Band_25 Ant-1 SCS-15 1895

Test freq: high, UL[MHz]/CH 1895/0, CBW [MHz]: 40, RB_100PCT, Mod: 64QAM

READ SA SETTINGS:	
RefLevel [dBm] | RefLevelOffset [dB] | InpAtt [dB]	5.49 | 0 | 25
Start [MHz] | Stop [MHz]	1.000 | 401.000
RBW [MHz] | VBW [MHz]	1.000000 | 3.000000
Detector | TraceMode	POS | MAXH
Sweep: Time [ms] | Count | Points per Section | Type	1600 | 1 | 1001 | SWE

RESULT Test freq: high, UL[MHz]/CH 1895/0, CBW [MHz]: 40, RB_100PCT, Mod: 64QAM					
Test Description	Lower Limit	Upper Limit	Measured	Unit	Verdict
Peaks higher limit	---	0	0	no	PASS

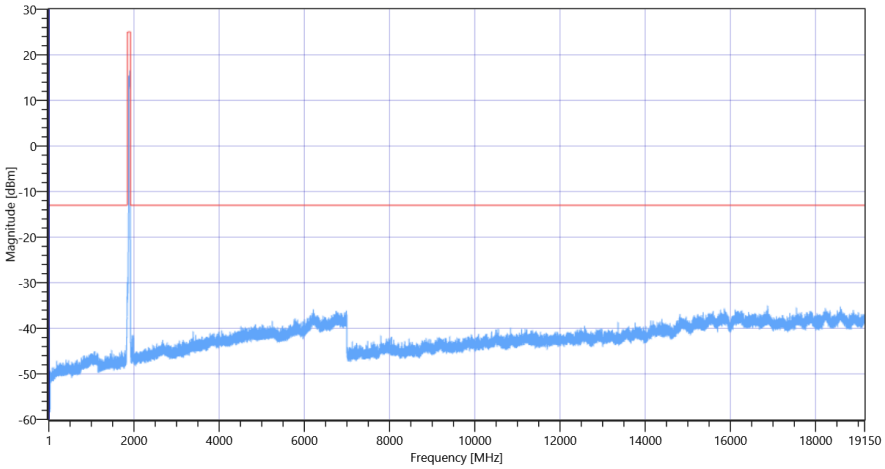

FCC, ISED # TX Emissions conducted ~ NR Band_25 Ant-1 SCS-15 1895 MHz

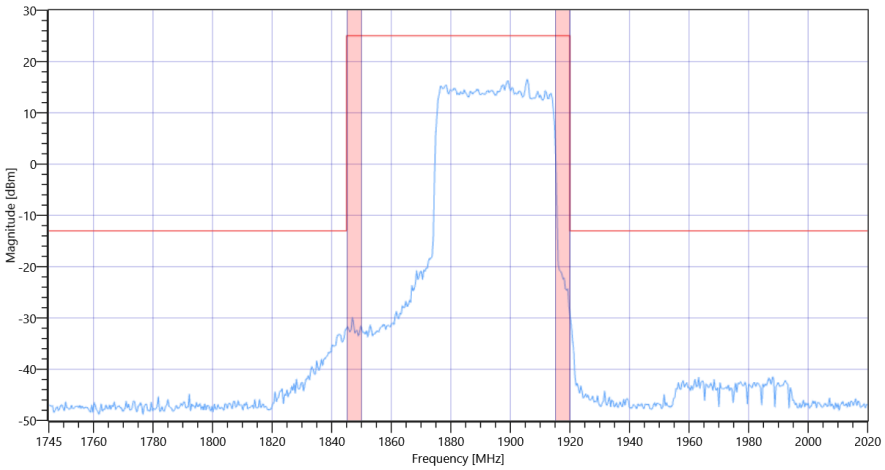

FCC, ISED # TX Emissions conducted ~ NR Band_25 Ant-1 SCS-15 1895

General verdict	PASS

FCC, ISED # TX Emissions conducted ~ NR Band_25 Ant-1 SCS-15

Test References	
TC Start	29.06.2022 17:20:31
Ambit Temp [°C] | Humidity [rel%]	28.1 | 40
System Version	3.2.0.2
Test Specification	FCC, ISED -
Test Method	
TC Version	0.0.1
My Description	FCC/ISED MobileRadio TX Emissions conducted - NR Band_25
Add. Information	

Test Parameter	
Technology to test	NR
Band	Band_25
SCS [kHz]	15
Waveform	DFTOFDM
Antenna Port used	1
Temperature	nom
Voltage	nom
Frequency low to test	False
Frequency mid to test	True
Frequency high to test	False
Auto Control enabled Power Supply | Climatic Box	No | No
Additional Path Loss [dB]	0
Switched Path	None

Test Equipment
Signal analyzer,Rohde&Schwarz,FSV-40,1307.9002K40/101042,3.70

Test at BW [MHz]: 40

Test freq: mid, UL[MHz]/CH 1882.5/0, CBW [MHz]: 40, RB_100PCT, Mod: BPSK

READ SA SETTINGS:	
RefLevel [dBm] | RefLevelOffset [dB] | InpAtt [dB]	5.48 | 0 | 25
Start [MHz] | Stop [MHz]	1.000 | 401.000
RBW [MHz] | VBW [MHz]	1.000000 | 3.000000
Detector | TraceMode	POS | MAXH
Sweep: Time [ms] | Count | Points per Section | Type	1600 | 1 | 1001 | SWE

RESULT Test freq: mid, UL[MHz]/CH 1882.5/0, CBW [MHz]: 40, RB_100PCT, Mod: BPSK					
Test Description	Lower Limit	Upper Limit	Measured	Unit	Verdict
Peaks higher limit	---	0	0	no	PASS

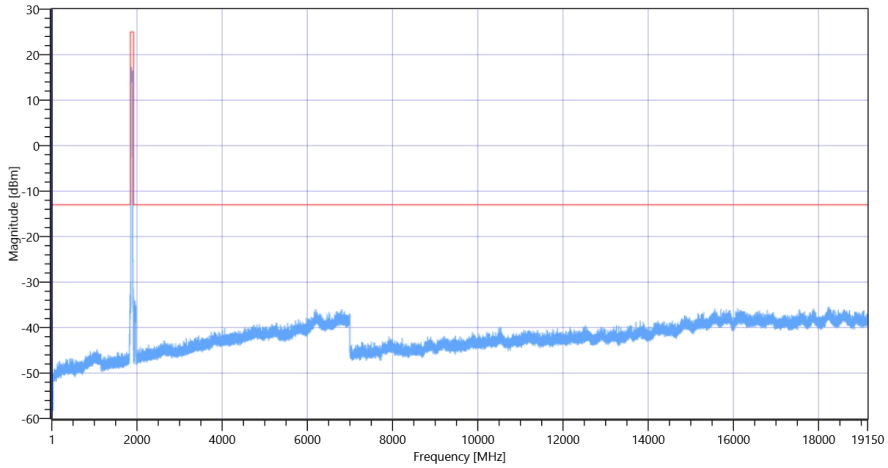

FCC, ISED # TX Emissions conducted ~ NR Band_25 Ant-1 SCS-15 1882.5 MHz

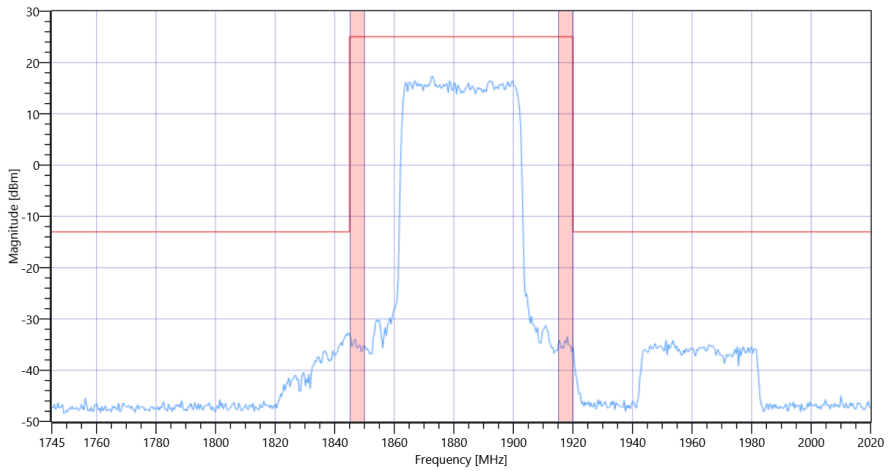

FCC, ISED # TX Emissions conducted ~ NR Band_25 Ant-1 SCS-15 1882.5

Test freq: mid, UL[MHz]/CH 1882.5/0, CBW [MHz]: 40, RB_100PCT, Mod: QPSK

READ SA SETTINGS:	
RefLevel [dBm] | RefLevelOffset [dB] | InpAtt [dB]	5.91 | 0 | 25
Start [MHz] | Stop [MHz]	1.000 | 401.000
RBW [MHz] | VBW [MHz]	1.000000 | 3.000000

READ SA SETTINGS:	
Detector | TraceMode	POS | MAXH
Sweep: Time [ms] | Count | Points per Section | Type	1600 | 1 | 1001 | SWE

RESULT Test freq: mid, UL[MHz]/CH 1882.5/0, CBW [MHz]: 40, RB_100PCT, Mod: QPSK					
Test Description	Lower Limit	Upper Limit	Measured	Unit	Verdict
Peaks higher limit	---	0	0	no	PASS

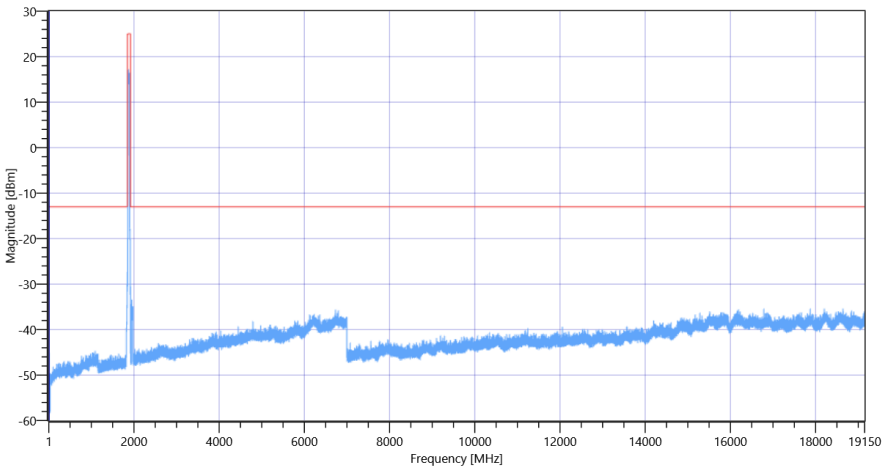

FCC, ISED # TX Emissions conducted ~ NR Band_25 Ant-1 SCS-15 1882.5 MHz

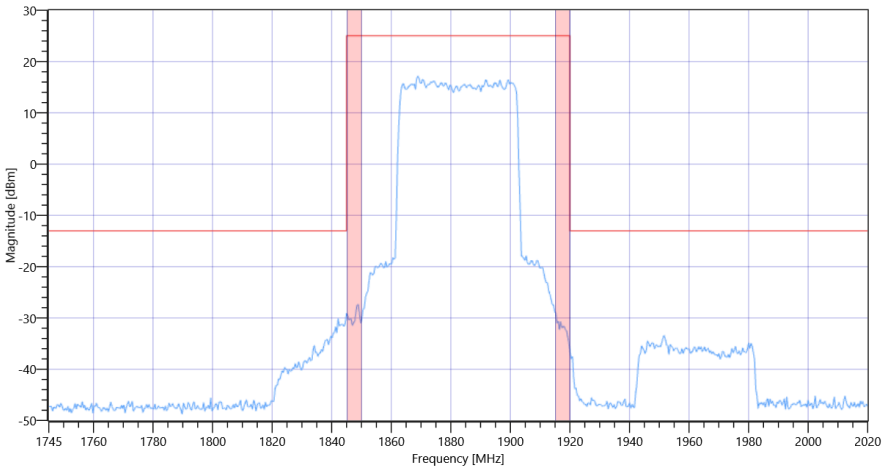

FCC, ISED # TX Emissions conducted ~ NR Band_25 Ant-1 SCS-15 1882.5

Test freq: mid, UL[MHz]/CH 1882.5/0, CBW [MHz]: 40, RB_100PCT, Mod: 16QAM

READ SA SETTINGS:	
RefLevel [dBm] | RefLevelOffset [dB] | InpAtt [dB]	4.43 | 0 | 20
Start [MHz] | Stop [MHz]	1.000 | 401.000
RBW [MHz] | VBW [MHz]	1.000000 | 3.000000
Detector | TraceMode	POS | MAXH
Sweep: Time [ms] | Count | Points per Section | Type	1600 | 1 | 1001 | SWE

RESULT Test freq: mid, UL[MHz]/CH 1882.5/0, CBW [MHz]: 40, RB_100PCT, Mod: 16QAM					
Test Description	Lower Limit	Upper Limit	Measured	Unit	Verdict

RESULT Test freq: mid, UL[MHz]/CH 1882.5/0, CBW [MHz]: 40, RB_100PCT, Mod: 16QAM					
Test Description	Lower Limit	Upper Limit	Measured	Unit	Verdict
Peaks higher limit	---	0	0	no	PASS

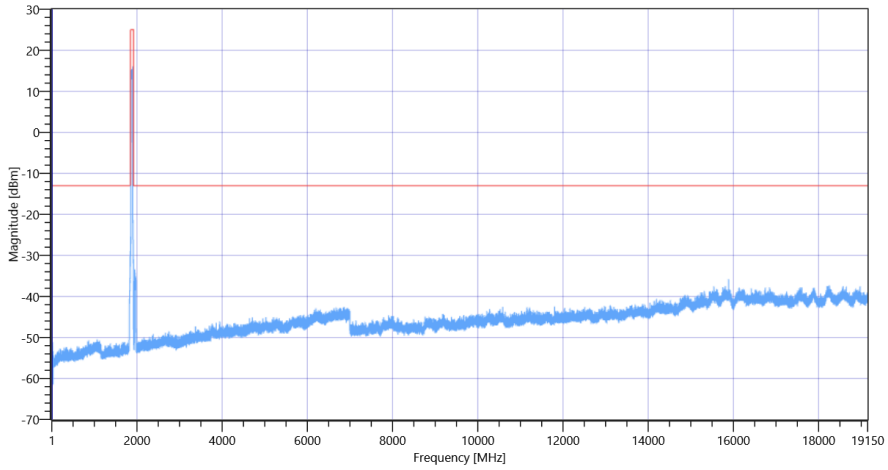

FCC, ISED # TX Emissions conducted ~ NR Band_25 Ant-1 SCS-15 1882.5 MHz

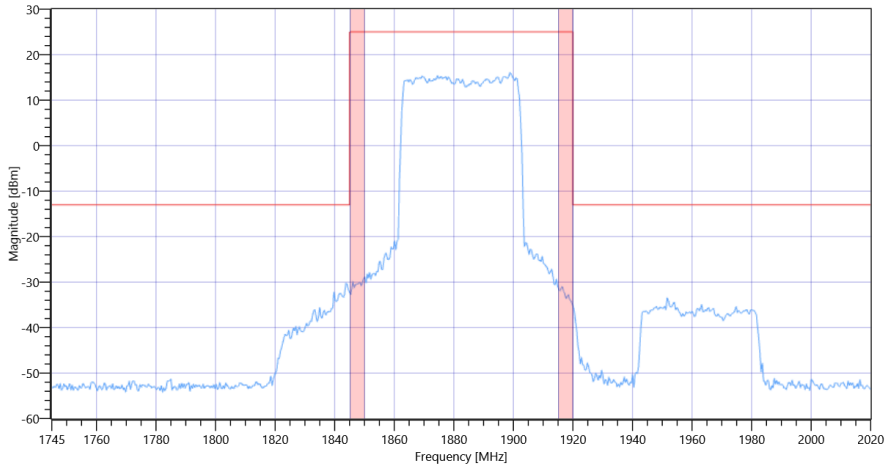

FCC, ISED # TX Emissions conducted ~ NR Band_25 Ant-1 SCS-15 1882.5

Test freq: mid, UL[MHz]/CH 1882.5/0, CBW [MHz]: 40, RB_100PCT, Mod: 64QAM

READ SA SETTINGS:	
RefLevel [dBm] | RefLevelOffset [dB] | InpAtt [dB]	5.93 | 0 | 25
Start [MHz] | Stop [MHz]	1.000 | 401.000
RBW [MHz] | VBW [MHz]	1.000000 | 3.000000
Detector | TraceMode	POS | MAXH
Sweep: Time [ms] | Count | Points per Section | Type	1600 | 1 | 1001 | SWE

RESULT Test freq: mid, UL[MHz]/CH 1882.5/0, CBW [MHz]: 40, RB_100PCT, Mod: 64QAM					
Test Description	Lower Limit	Upper Limit	Measured	Unit	Verdict
Peaks higher limit	---	0	0	no	PASS

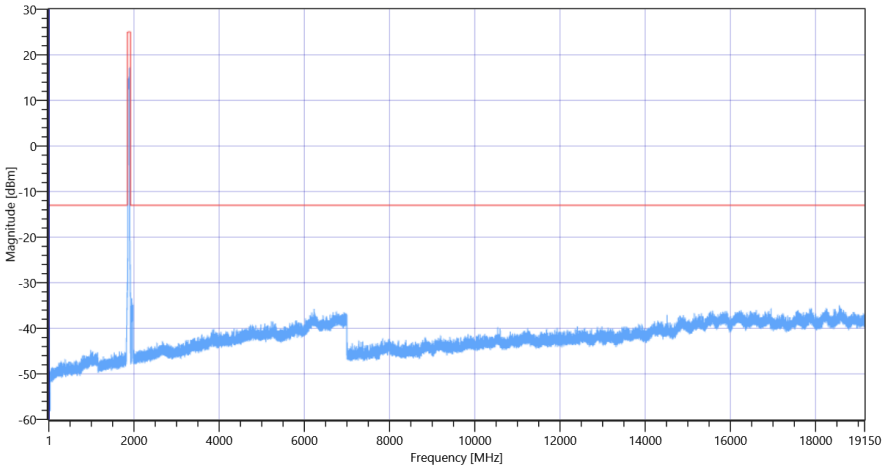

FCC, ISED # TX Emissions conducted ~ NR Band_25 Ant-1 SCS-15 1882.5 MHz

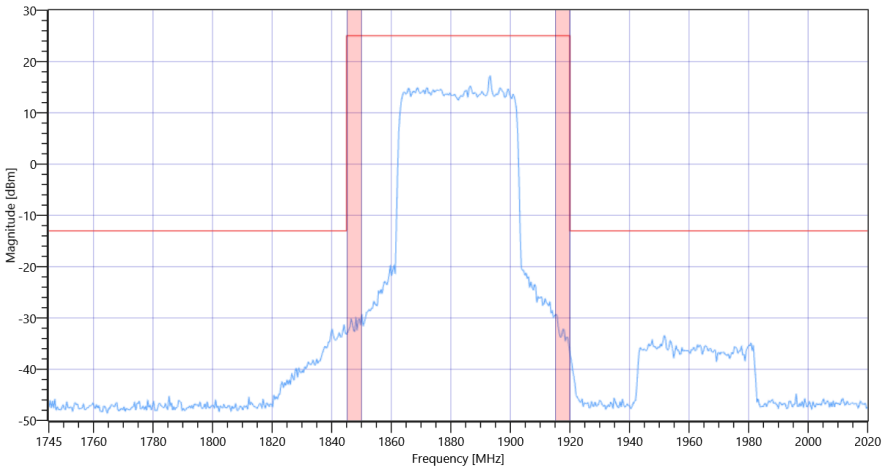

FCC, ISED # TX Emissions conducted ~ NR Band_25 Ant-1 SCS-15 1882.5

General verdict	PASS

FCC, ISED # TX Emissions conducted ~ NR Band_25 Ant-1 SCS-15

Test References	
TC Start	29.06.2022 16:28:00
Ambit Temp [°C] | Humidity [rel%]	27.6 | 40
System Version	3.2.0.2
Test Specification	FCC, ISED -
Test Method	
TC Version	0.0.1
My Description	FCC/ISED MobileRadio TX Emissions conducted - NR Band_25
Add. Information	

Test Parameter	
Technology to test	NR
Band	Band_25
SCS [kHz]	15
Waveform	DFTOFDM
Antenna Port used	1
Temperature	nom
Voltage	nom
Frequency low to test	True
Frequency mid to test	False
Frequency high to test	False
Auto Control enabled Power Supply | Climatic Box	No | No
Additional Path Loss [dB]	0
Switched Path	None

Test Equipment
Signal analyzer,Rohde&Schwarz,FSV-40,1307.9002K40/101042,3.70

Test at BW [MHz]: 40

Test freq: low, UL[MHz]/CH 1870/0, CBW [MHz]: 40, RB_100PCT, Mod: BPSK

READ SA SETTINGS:	
RefLevel [dBm] | RefLevelOffset [dB] | InpAtt [dB]	4.66 | 0 | 20
Start [MHz] | Stop [MHz]	1.000 | 401.000
RBW [MHz] | VBW [MHz]	1.000000 | 3.000000
Detector | TraceMode	POS | MAXH
Sweep: Time [ms] | Count | Points per Section | Type	1600 | 1 | 1001 | SWE

RESULT Test freq: low, UL[MHz]/CH 1870/0, CBW [MHz]: 40, RB_100PCT, Mod: BPSK					
Test Description	Lower Limit	Upper Limit	Measured	Unit	Verdict
Peaks higher limit	---	0	0	no	PASS

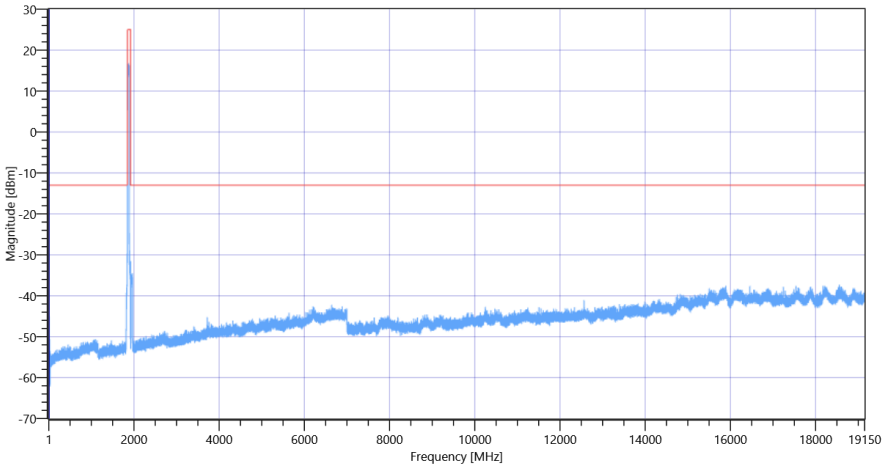

FCC, ISED # TX Emissions conducted ~ NR Band_25 Ant-1 SCS-15 1870 MHz

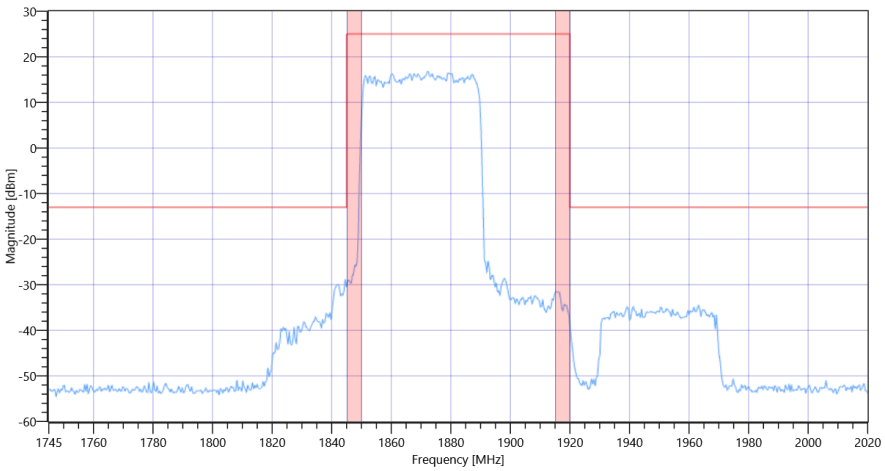

FCC, ISED # TX Emissions conducted ~ NR Band_25 Ant-1 SCS-15 1870

Test freq: low, UL[MHz]/CH 1870/0, CBW [MHz]: 40, RB_100PCT, Mod: QPSK

READ SA SETTINGS:	
RefLevel [dBm] | RefLevelOffset [dB] | InpAtt [dB]	5.12 | 0 | 25
Start [MHz] | Stop [MHz]	1.000 | 401.000
RBW [MHz] | VBW [MHz]	1.000000 | 3.000000

READ SA SETTINGS:	
Detector | TraceMode	POS | MAXH
Sweep: Time [ms] | Count | Points per Section | Type	1600 | 1 | 1001 | SWE

RESULT Test freq: low, UL[MHz]/CH 1870/0, CBW [MHz]: 40, RB_100PCT, Mod: QPSK					
Test Description	Lower Limit	Upper Limit	Measured	Unit	Verdict
Peaks higher limit	---	0	0	no	PASS

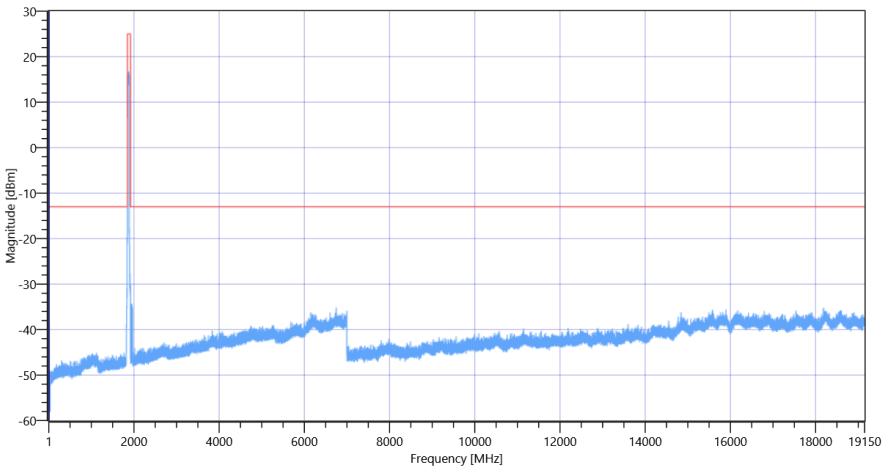

FCC, ISED # TX Emissions conducted ~ NR Band_25 Ant-1 SCS-15 1870 MHz

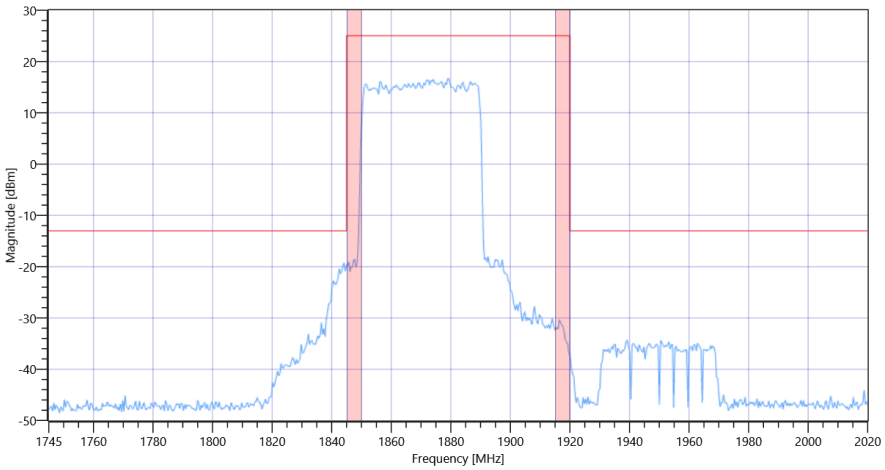

FCC, ISED # TX Emissions conducted ~ NR Band_25 Ant-1 SCS-15 1870

Test freq: low, UL[MHz]/CH 1870/0, CBW [MHz]: 40, RB_100PCT, Mod: 16QAM

READ SA SETTINGS:	
RefLevel [dBm] | RefLevelOffset [dB] | InpAtt [dB]	4.05 | 0 | 20
Start [MHz] | Stop [MHz]	1.000 | 401.000
RBW [MHz] | VBW [MHz]	1.000000 | 3.000000
Detector | TraceMode	POS | MAXH
Sweep: Time [ms] | Count | Points per Section | Type	1600 | 1 | 1001 | SWE

RESULT Test freq: low, UL[MHz]/CH 1870/0, CBW [MHz]: 40, RB_100PCT, Mod: 16QAM					
Test Description	Lower Limit	Upper Limit	Measured	Unit	Verdict

RESULT Test freq: low, UL[MHz]/CH 1870/0, CBW [MHz]: 40, RB_100PCT, Mod: 16QAM					
Test Description	Lower Limit	Upper Limit	Measured	Unit	Verdict
Peaks higher limit	---	0	0	no	PASS

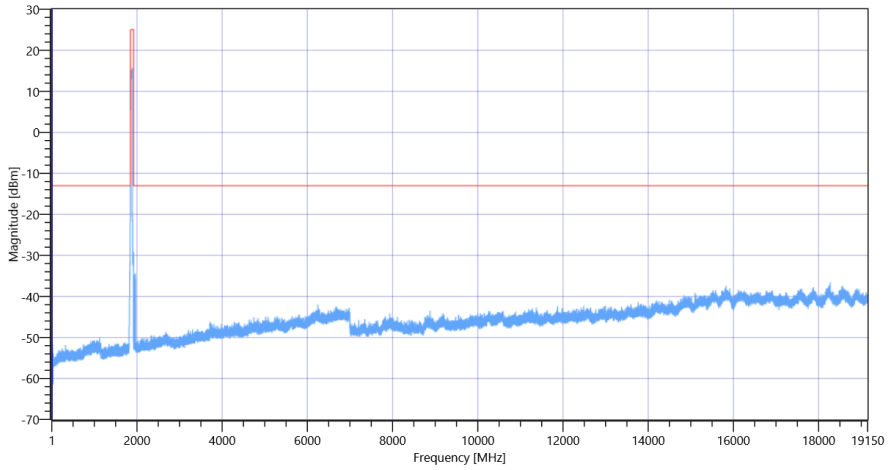

FCC, ISED # TX Emissions conducted ~ NR Band_25 Ant-1 SCS-15 1870 MHz

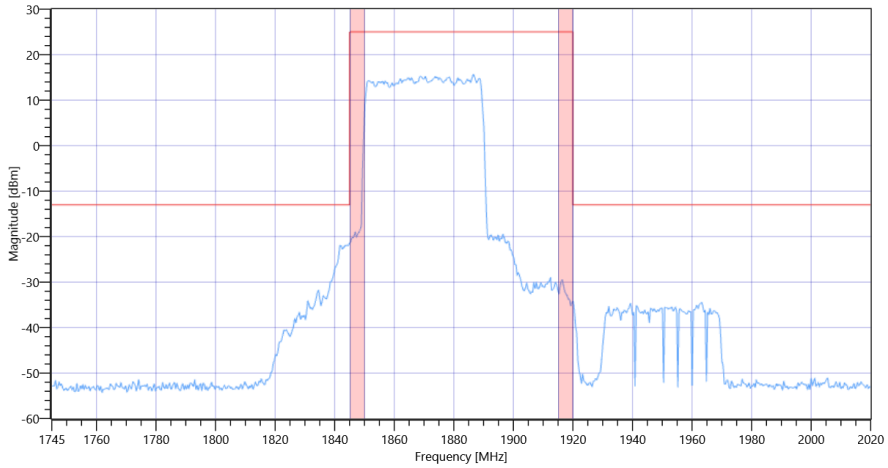

FCC, ISED # TX Emissions conducted ~ NR Band_25 Ant-1 SCS-15 1870

Test freq: low, UL[MHz]/CH 1870/0, CBW [MHz]: 40, RB_100PCT, Mod: 64QAM

READ SA SETTINGS:	
RefLevel [dBm] | RefLevelOffset [dB] | InpAtt [dB]	5.77 | 0 | 25
Start [MHz] | Stop [MHz]	1.000 | 401.000
RBW [MHz] | VBW [MHz]	1.000000 | 3.000000
Detector | TraceMode	POS | MAXH
Sweep: Time [ms] | Count | Points per Section | Type	1600 | 1 | 1001 | SWE

RESULT Test freq: low, UL[MHz]/CH 1870/0, CBW [MHz]: 40, RB_100PCT, Mod: 64QAM					
Test Description	Lower Limit	Upper Limit	Measured	Unit	Verdict
Peaks higher limit	---	0	0	no	PASS

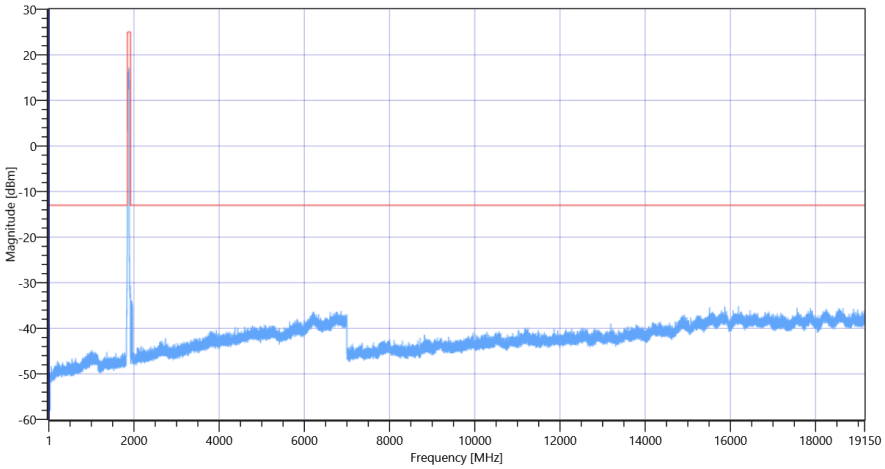

FCC, ISED # TX Emissions conducted ~ NR Band_25 Ant-1 SCS-15 1870 MHz

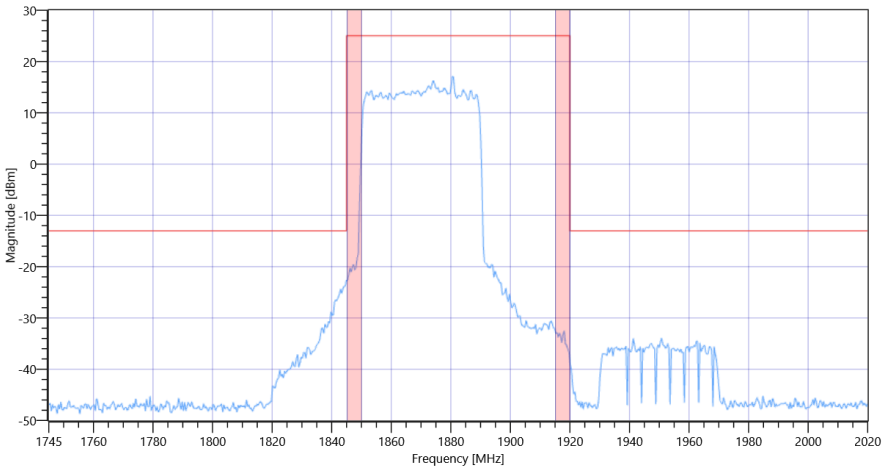

FCC, ISED # TX Emissions conducted ~ NR Band_25 Ant-1 SCS-15 1870

General verdict	PASS

FCC, ISED # TX Emissions conducted ~ NR Band_25 Ant-1 SCS-15

Test References	
TC Start	29.06.2022 13:33:22
Ambit Temp [°C] | Humidity [rel%]	26.5 | 41
System Version	3.2.0.2
Test Specification	FCC, ISED -
Test Method	
TC Version	0.0.1
My Description	FCC/ISED MobileRadio TX Emissions conducted - NR Band_25
Add. Information	

Test Parameter	
Technology to test	NR
Band	Band_25
SCS [kHz]	15
Waveform	DFTOFDM
Antenna Port used	1
Temperature	nom
Voltage	nom
Frequency low to test	False
Frequency mid to test	False
Frequency high to test	True
Auto Control enabled Power Supply | Climatic Box	No | No
Additional Path Loss [dB]	0
Switched Path	None

Test Equipment
Signal analyzer,Rohde&Schwarz,FSV-40,1307.9002K40/101042,3.70

Test at BW [MHz]: 30

Test freq: high, UL[MHz]/CH 1900/0, CBW [MHz]: 30, RB_100PCT, Mod: BPSK

READ SA SETTINGS:	
RefLevel [dBm] | RefLevelOffset [dB] | InpAtt [dB]	7.36 | 0 | 25
Start [MHz] | Stop [MHz]	1.000 | 401.000
RBW [MHz] | VBW [MHz]	1.000000 | 3.000000
Detector | TraceMode	POS | MAXH
Sweep: Time [ms] | Count | Points per Section | Type	1600 | 1 | 1001 | SWE

RESULT Test freq: high, UL[MHz]/CH 1900/0, CBW [MHz]: 30, RB_100PCT, Mod: BPSK					
Test Description	Lower Limit	Upper Limit	Measured	Unit	Verdict
Peaks higher limit	---	0	0	no	PASS

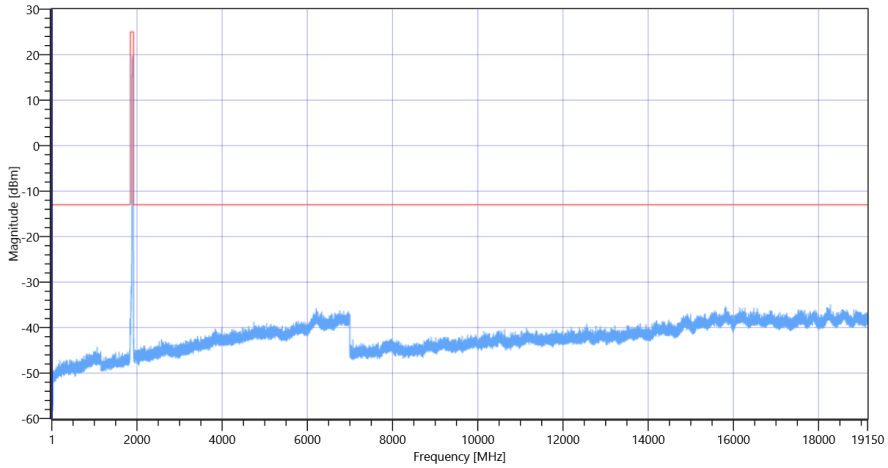

FCC, ISED # TX Emissions conducted ~ NR Band_25 Ant-1 SCS-15 1900 MHz

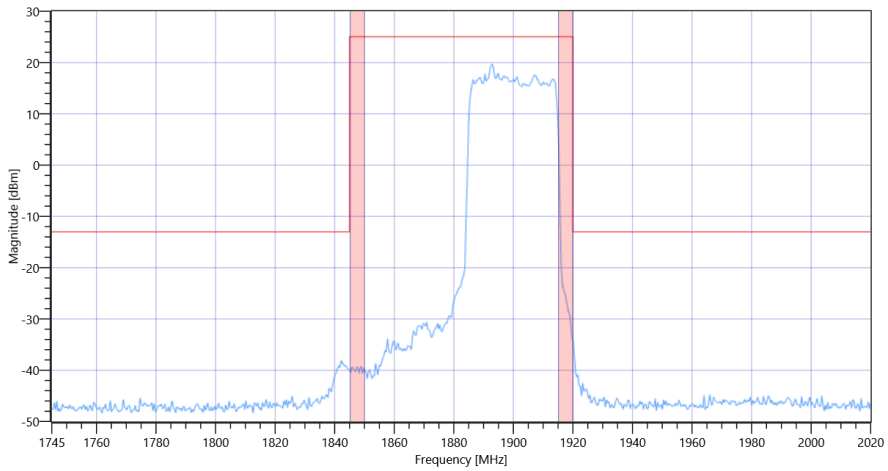

FCC, ISED # TX Emissions conducted ~ NR Band_25 Ant-1 SCS-15 1900

Test freq: high, UL[MHz]/CH 1900/0, CBW [MHz]: 30, RB_100PCT, Mod: QPSK

READ SA SETTINGS:	
RefLevel [dBm] | RefLevelOffset [dB] | InpAtt [dB]	7.50 | 0 | 25
Start [MHz] | Stop [MHz]	1.000 | 401.000
RBW [MHz] | VBW [MHz]	1.000000 | 3.000000

READ SA SETTINGS:	
Detector | TraceMode	POS | MAXH
Sweep: Time [ms] | Count | Points per Section | Type	1600 | 1 | 1001 | SWE

RESULT Test freq: high, UL[MHz]/CH 1900/0, CBW [MHz]: 30, RB_100PCT, Mod: QPSK					
Test Description	Lower Limit	Upper Limit	Measured	Unit	Verdict
Peaks higher limit	---	0	0	no	PASS

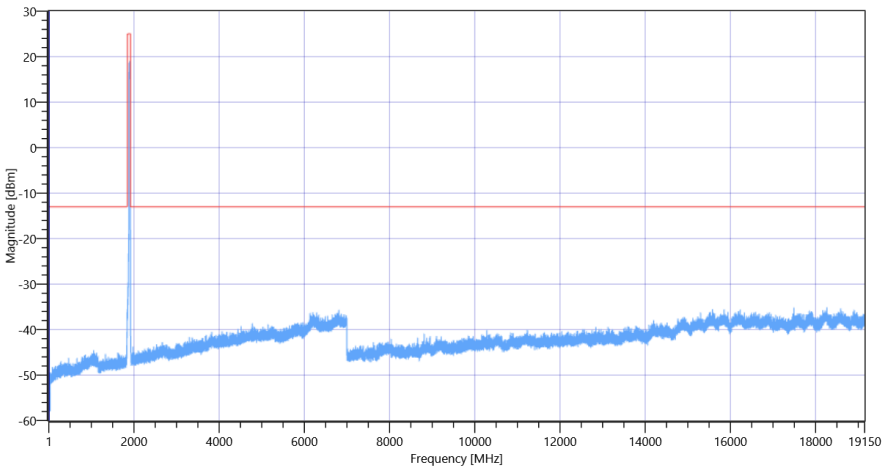

FCC, ISED # TX Emissions conducted ~ NR Band_25 Ant-1 SCS-15 1900 MHz

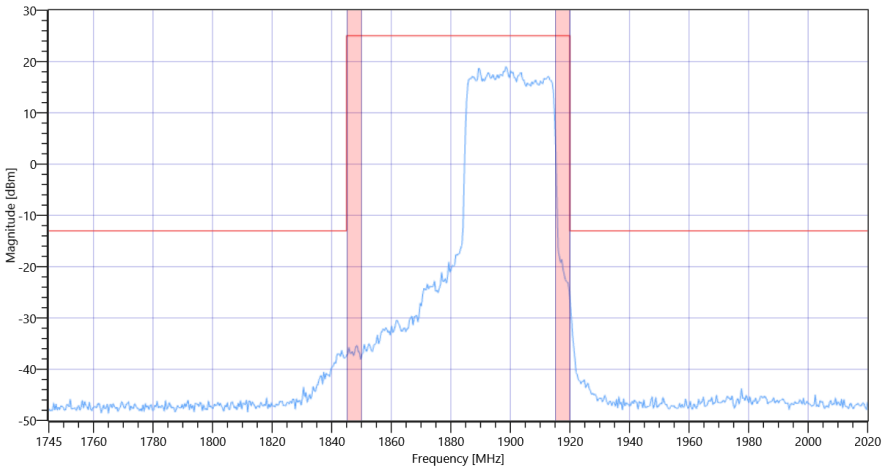

FCC, ISED # TX Emissions conducted ~ NR Band_25 Ant-1 SCS-15 1900

Test freq: high, UL[MHz]/CH 1900/0, CBW [MHz]: 30, RB_100PCT, Mod: 16QAM

READ SA SETTINGS:	
RefLevel [dBm] | RefLevelOffset [dB] | InpAtt [dB]	6.43 | 0 | 25
Start [MHz] | Stop [MHz]	1.000 | 401.000
RBW [MHz] | VBW [MHz]	1.000000 | 3.000000
Detector | TraceMode	POS | MAXH
Sweep: Time [ms] | Count | Points per Section | Type	1600 | 1 | 1001 | SWE

RESULT Test freq: high, UL[MHz]/CH 1900/0, CBW [MHz]: 30, RB_100PCT, Mod: 16QAM					
Test Description	Lower Limit	Upper Limit	Measured	Unit	Verdict

RESULT Test freq: high, UL[MHz]/CH 1900/0, CBW [MHz]: 30, RB_100PCT, Mod: 16QAM					
Test Description	Lower Limit	Upper Limit	Measured	Unit	Verdict
Peaks higher limit	---	0	0	no	PASS

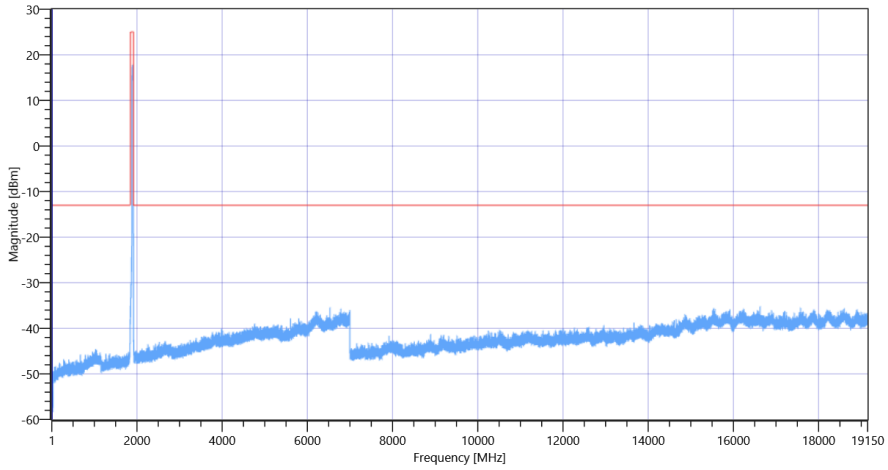

FCC, ISED # TX Emissions conducted ~ NR Band_25 Ant-1 SCS-15 1900 MHz

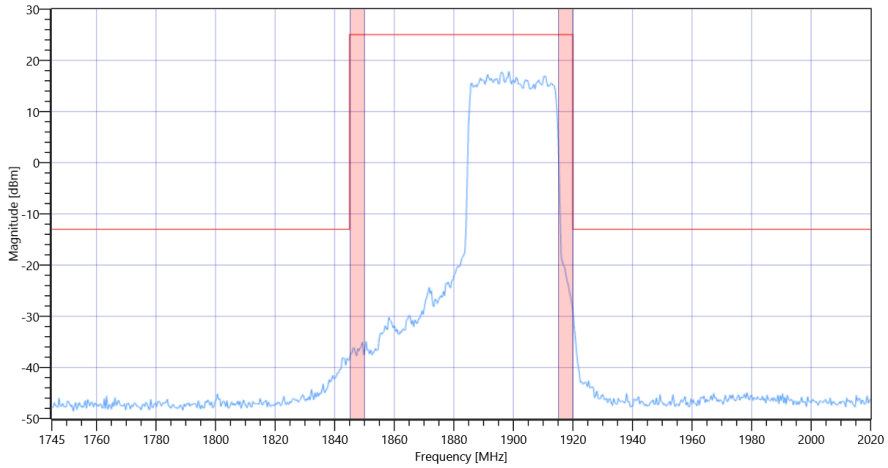

FCC, ISED # TX Emissions conducted ~ NR Band_25 Ant-1 SCS-15 1900

Test freq: high, UL[MHz]/CH 1900/0, CBW [MHz]: 30, RB_100PCT, Mod: 64QAM

READ SA SETTINGS:	
RefLevel [dBm] | RefLevelOffset [dB] | InpAtt [dB]	5.26 | 0 | 25
Start [MHz] | Stop [MHz]	1.000 | 401.000
RBW [MHz] | VBW [MHz]	1.000000 | 3.000000
Detector | TraceMode	POS | MAXH
Sweep: Time [ms] | Count | Points per Section | Type	1600 | 1 | 1001 | SWE

RESULT Test freq: high, UL[MHz]/CH 1900/0, CBW [MHz]: 30, RB_100PCT, Mod: 64QAM					
Test Description	Lower Limit	Upper Limit	Measured	Unit	Verdict
Peaks higher limit	---	0	0	no	PASS

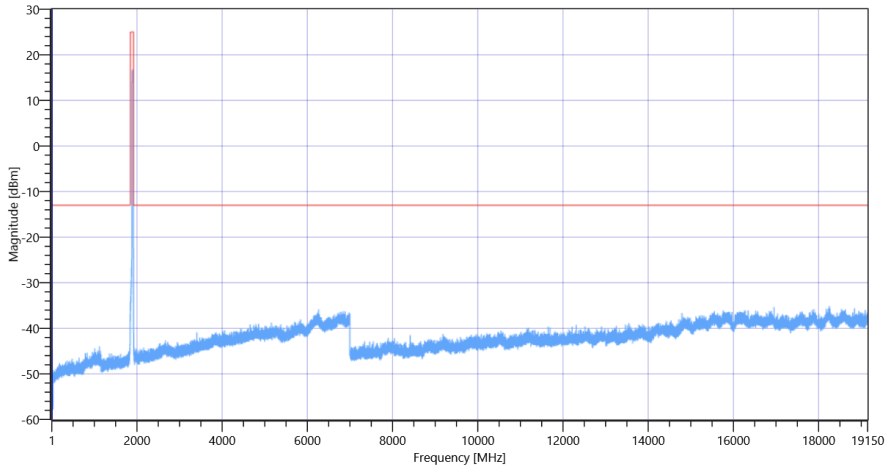

FCC, ISED # TX Emissions conducted ~ NR Band_25 Ant-1 SCS-15 1900 MHz

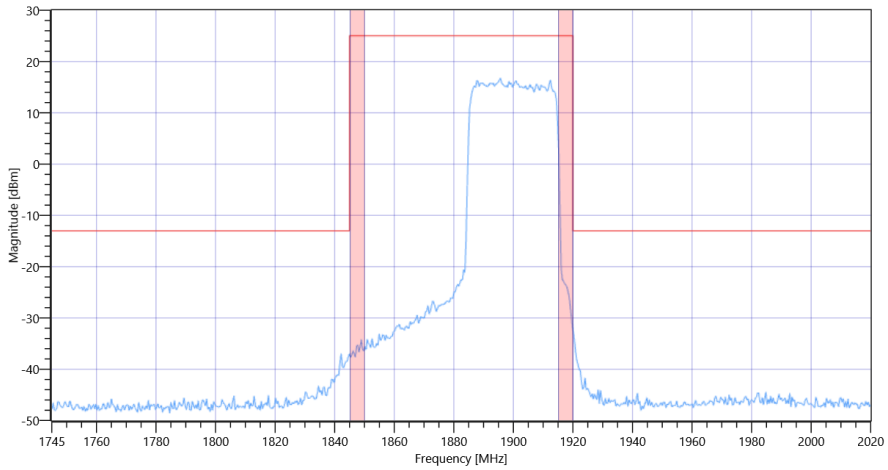

FCC, ISED # TX Emissions conducted ~ NR Band_25 Ant-1 SCS-15 1900

Test freq: high, UL[MHz]/CH 1900/0, CBW [MHz]: 30, RB_100PCT, Mod: 256QAM

READ SA SETTINGS:	
RefLevel [dBm] | RefLevelOffset [dB] | InpAtt [dB]	3.50 | 0 | 20
Start [MHz] | Stop [MHz]	1.000 | 401.000
RBW [MHz] | VBW [MHz]	1.000000 | 3.000000
Detector | TraceMode	POS | MAXH
Sweep: Time [ms] | Count | Points per Section | Type	1600 | 1 | 1001 | SWE

RESULT Test freq: high, UL[MHz]/CH 1900/0, CBW [MHz]: 30, RB_100PCT, Mod: 256QAM					
Test Description	Lower Limit	Upper Limit	Measured	Unit	Verdict
Peaks higher limit	---	0	0	no	PASS

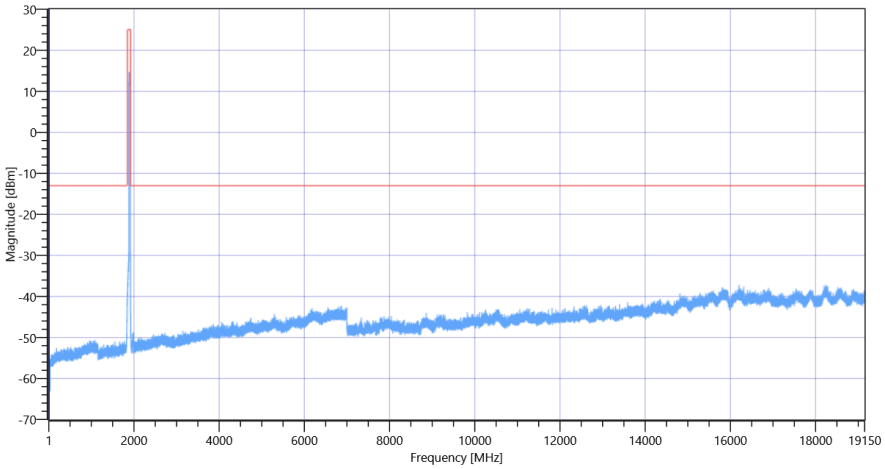

FCC, ISED # TX Emissions conducted ~ NR Band_25 Ant-1 SCS-15 1900 MHz

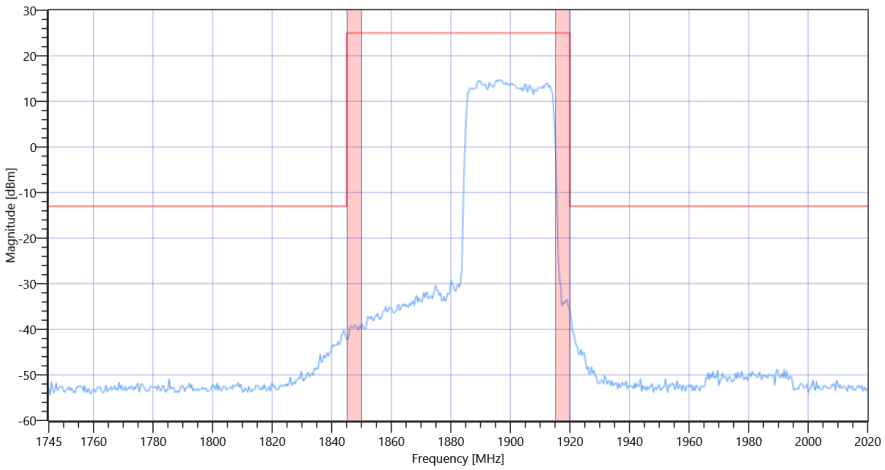

FCC, ISED # TX Emissions conducted ~ NR Band_25 Ant-1 SCS-15 1900

General verdict	PASS

FCC, ISED # TX Emissions conducted ~ NR Band_25 Ant-1 SCS-15

Test References	
TC Start	29.06.2022 10:00:23
Ambit Temp [°C] | Humidity [rel%]	25.6 | 43
System Version	3.2.0.2
Test Specification	FCC, ISED -
Test Method	
TC Version	0.0.1
My Description	FCC/ISED MobileRadio TX Emissions conducted - NR Band_25
Add. Information	

Test Parameter	
Technology to test	NR
Band	Band_25
SCS [kHz]	15
Waveform	DFTOFDM
Antenna Port used	1
Temperature	nom
Voltage	nom
Frequency low to test	False
Frequency mid to test	True
Frequency high to test	False
Auto Control enabled Power Supply | Climatic Box	No | No
Additional Path Loss [dB]	0
Switched Path	None

Test Equipment
Signal analyzer,Rohde&Schwarz,FSV-40,1307.9002K40/101042,3.70

Test at BW [MHz]: 30

Test freq: mid, UL[MHz]/CH 1882.5/0, CBW [MHz]: 30, RB_100PCT, Mod: BPSK

READ SA SETTINGS:	
RefLevel [dBm] | RefLevelOffset [dB] | InpAtt [dB]	7.86 | 0 | 25
Start [MHz] | Stop [MHz]	1.000 | 401.000
RBW [MHz] | VBW [MHz]	1.000000 | 3.000000
Detector | TraceMode	POS | MAXH
Sweep: Time [ms] | Count | Points per Section | Type	1600 | 1 | 1001 | SWE

RESULT Test freq: mid, UL[MHz]/CH 1882.5/0, CBW [MHz]: 30, RB_100PCT, Mod: BPSK					
Test Description	Lower Limit	Upper Limit	Measured	Unit	Verdict
Peaks higher limit	---	0	0	no	PASS

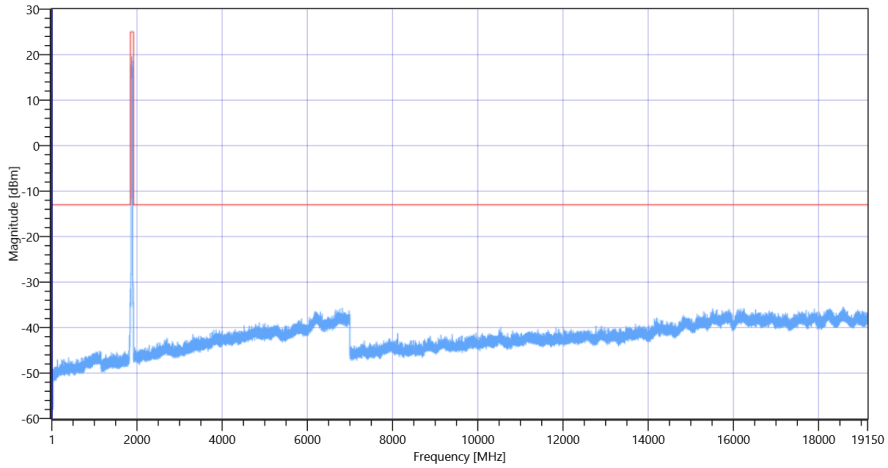

FCC, ISED # TX Emissions conducted ~ NR Band_25 Ant-1 SCS-15 1882.5 MHz

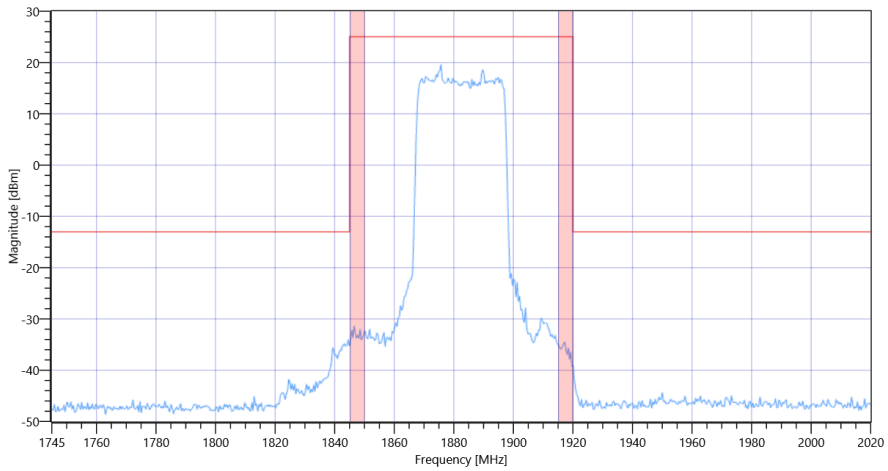

FCC, ISED # TX Emissions conducted ~ NR Band_25 Ant-1 SCS-15 1882.5

Test freq: mid, UL[MHz]/CH 1882.5/0, CBW [MHz]: 30, RB_100PCT, Mod: QPSK

READ SA SETTINGS:	
RefLevel [dBm] | RefLevelOffset [dB] | InpAtt [dB]	7.23 | 0 | 25
Start [MHz] | Stop [MHz]	1.000 | 401.000
RBW [MHz] | VBW [MHz]	1.000000 | 3.000000

READ SA SETTINGS:	
Detector | TraceMode	POS | MAXH
Sweep: Time [ms] | Count | Points per Section | Type	1600 | 1 | 1001 | SWE

RESULT Test freq: mid, UL[MHz]/CH 1882.5/0, CBW [MHz]: 30, RB_100PCT, Mod: QPSK					
Test Description	Lower Limit	Upper Limit	Measured	Unit	Verdict
Peaks higher limit	---	0	0	no	PASS

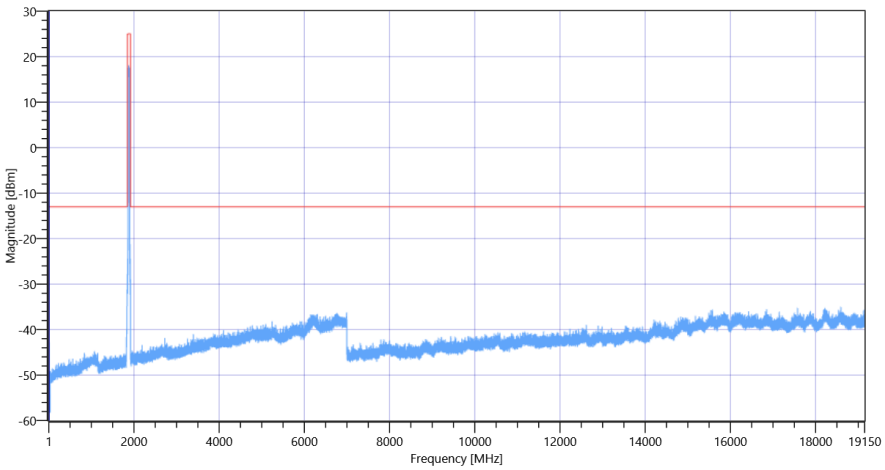

FCC, ISED # TX Emissions conducted ~ NR Band_25 Ant-1 SCS-15 1882.5 MHz

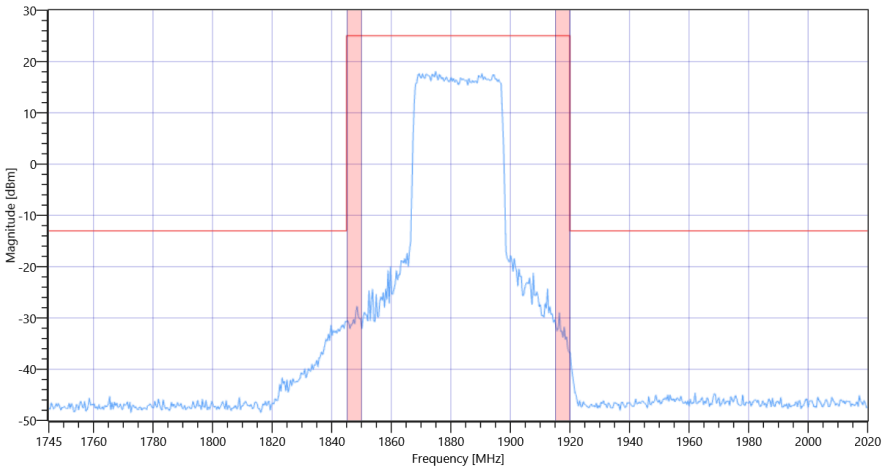

FCC, ISED # TX Emissions conducted ~ NR Band_25 Ant-1 SCS-15 1882.5

Test freq: mid, UL[MHz]/CH 1882.5/0, CBW [MHz]: 30, RB_100PCT, Mod: 16QAM

READ SA SETTINGS:	
RefLevel [dBm] | RefLevelOffset [dB] | InpAtt [dB]	6.03 | 0 | 25
Start [MHz] | Stop [MHz]	1.000 | 401.000
RBW [MHz] | VBW [MHz]	1.000000 | 3.000000
Detector | TraceMode	POS | MAXH
Sweep: Time [ms] | Count | Points per Section | Type	1600 | 1 | 1001 | SWE

RESULT Test freq: mid, UL[MHz]/CH 1882.5/0, CBW [MHz]: 30, RB_100PCT, Mod: 16QAM					
Test Description	Lower Limit	Upper Limit	Measured	Unit	Verdict

RESULT Test freq: mid, UL[MHz]/CH 1882.5/0, CBW [MHz]: 30, RB_100PCT, Mod: 16QAM					
Test Description	Lower Limit	Upper Limit	Measured	Unit	Verdict
Peaks higher limit	---	0	0	no	PASS

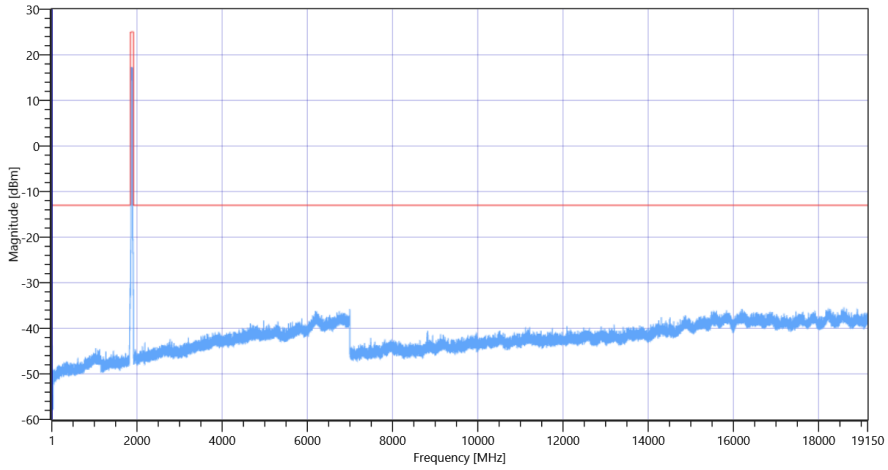

FCC, ISED # TX Emissions conducted ~ NR Band_25 Ant-1 SCS-15 1882.5 MHz

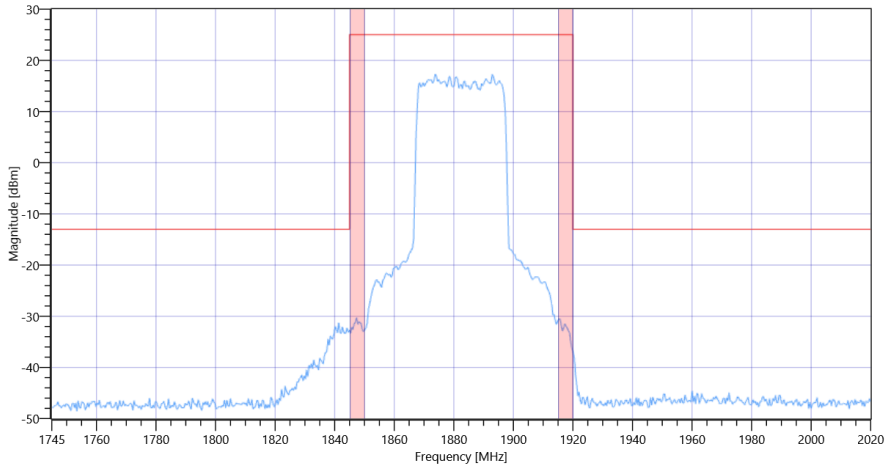

FCC, ISED # TX Emissions conducted ~ NR Band_25 Ant-1 SCS-15 1882.5

Test freq: mid, UL[MHz]/CH 1882.5/0, CBW [MHz]: 30, RB_100PCT, Mod: 64QAM

READ SA SETTINGS:	
RefLevel [dBm] | RefLevelOffset [dB] | InpAtt [dB]	5.35 | 0 | 25
Start [MHz] | Stop [MHz]	1.000 | 401.000
RBW [MHz] | VBW [MHz]	1.000000 | 3.000000
Detector | TraceMode	POS | MAXH
Sweep: Time [ms] | Count | Points per Section | Type	1600 | 1 | 1001 | SWE

RESULT Test freq: mid, UL[MHz]/CH 1882.5/0, CBW [MHz]: 30, RB_100PCT, Mod: 64QAM					
Test Description	Lower Limit	Upper Limit	Measured	Unit	Verdict
Peaks higher limit	---	0	0	no	PASS

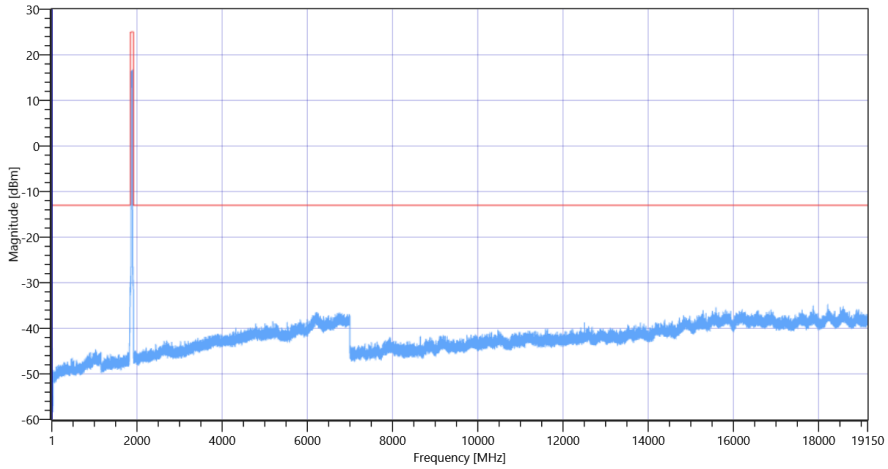

FCC, ISED # TX Emissions conducted ~ NR Band_25 Ant-1 SCS-15 1882.5 MHz

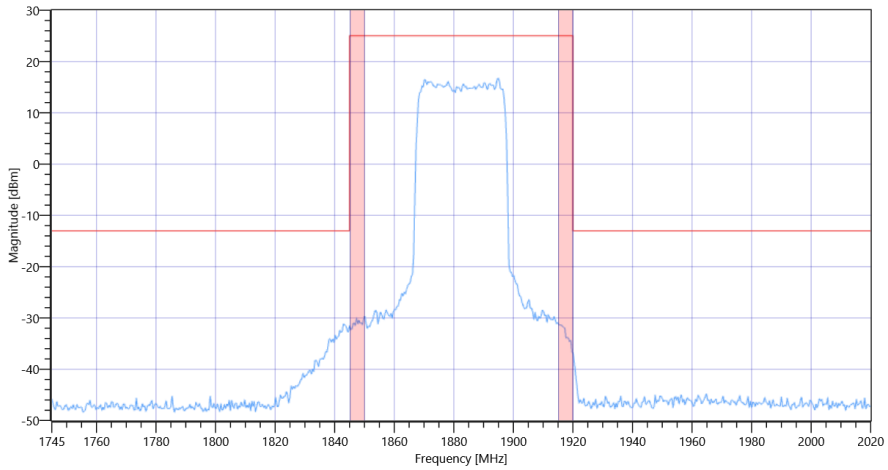

FCC, ISED # TX Emissions conducted ~ NR Band_25 Ant-1 SCS-15 1882.5

Test freq: mid, UL[MHz]/CH 1882.5/0, CBW [MHz]: 30, RB_100PCT, Mod: 256QAM

READ SA SETTINGS:	
RefLevel [dBm] | RefLevelOffset [dB] | InpAtt [dB]	3.35 | 0 | 20
Start [MHz] | Stop [MHz]	1.000 | 401.000
RBW [MHz] | VBW [MHz]	1.000000 | 3.000000
Detector | TraceMode	POS | MAXH
Sweep: Time [ms] | Count | Points per Section | Type	1600 | 1 | 1001 | SWE

RESULT Test freq: mid, UL[MHz]/CH 1882.5/0, CBW [MHz]: 30, RB_100PCT, Mod: 256QAM					
Test Description	Lower Limit	Upper Limit	Measured	Unit	Verdict
Peaks higher limit	---	0	0	no	PASS

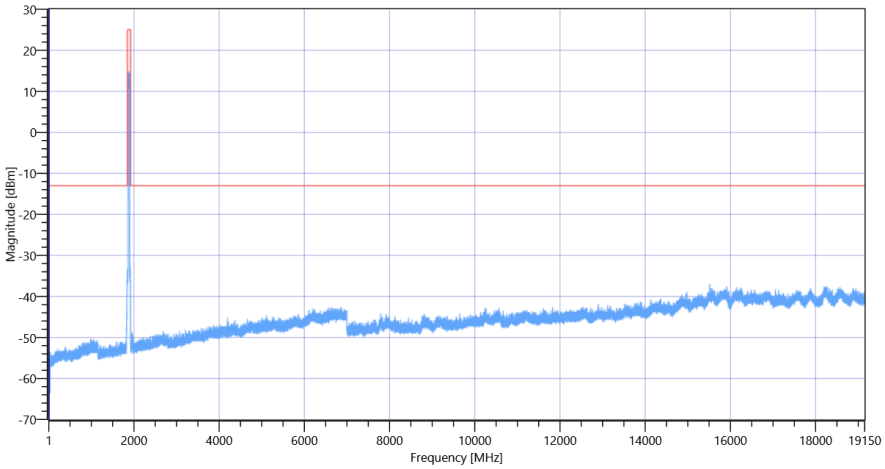

FCC, ISED # TX Emissions conducted ~ NR Band_25 Ant-1 SCS-15 1882.5 MHz

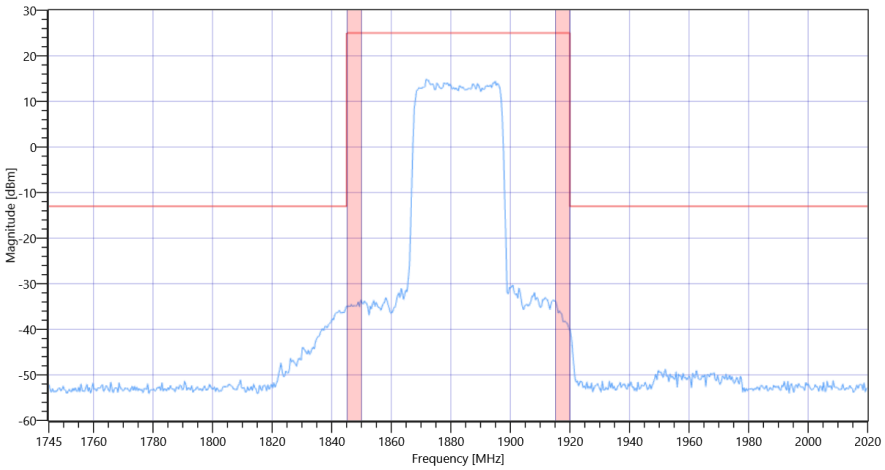

FCC, ISED # TX Emissions conducted ~ NR Band_25 Ant-1 SCS-15 1882.5

General verdict	PASS

FCC, ISED # TX Emissions conducted ~ NR Band_25 Ant-1 SCS-15

Test References	
TC Start	29.06.2022 07:37:32
Ambit Temp [°C] | Humidity [rel%]	24.5 | 45
System Version	3.2.0.2
Test Specification	FCC, ISED -
Test Method	
TC Version	0.0.1
My Description	FCC/ISED MobileRadio TX Emissions conducted - NR Band_25
Add. Information	

Test Parameter	
Technology to test	NR
Band	Band_25
SCS [kHz]	15
Waveform	DFTOFDM
Antenna Port used	1
Temperature	nom
Voltage	nom
Frequency low to test	True
Frequency mid to test	False
Frequency high to test	False
Auto Control enabled Power Supply | Climatic Box	No | No
Additional Path Loss [dB]	0
Switched Path	None

Test Equipment
Signal analyzer,Rohde&Schwarz,FSV-40,1307.9002K40/101042,3.70

Test at BW [MHz]: 30

Test freq: low, UL[MHz]/CH 1865/0, CBW [MHz]: 30, RB_100PCT, Mod: BPSK

READ SA SETTINGS:	
RefLevel [dBm] | RefLevelOffset [dB] | InpAtt [dB]	7.32 | 0 | 25
Start [MHz] | Stop [MHz]	1.000 | 401.000
RBW [MHz] | VBW [MHz]	1.000000 | 3.000000
Detector | TraceMode	POS | MAXH
Sweep: Time [ms] | Count | Points per Section | Type	1600 | 1 | 1001 | SWE

RESULT Test freq: low, UL[MHz]/CH 1865/0, CBW [MHz]: 30, RB_100PCT, Mod: BPSK					
Test Description	Lower Limit	Upper Limit	Measured	Unit	Verdict
Peaks higher limit	---	0	0	no	PASS

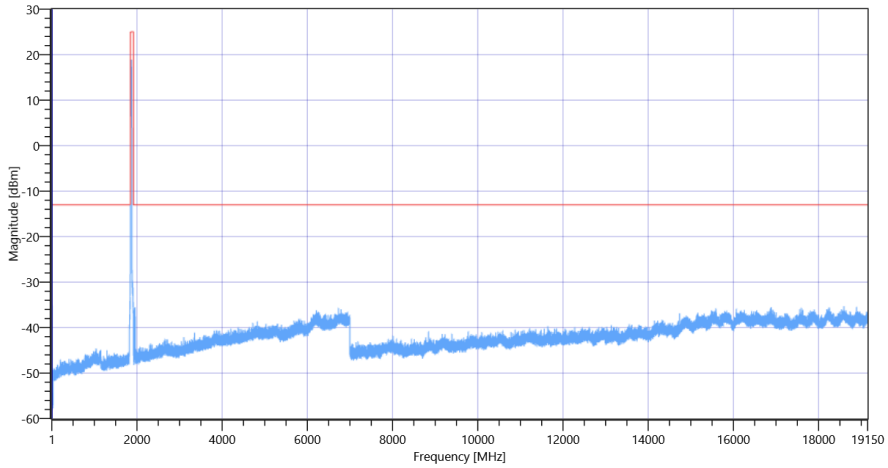

FCC, ISED # TX Emissions conducted ~ NR Band_25 Ant-1 SCS-15 1865 MHz

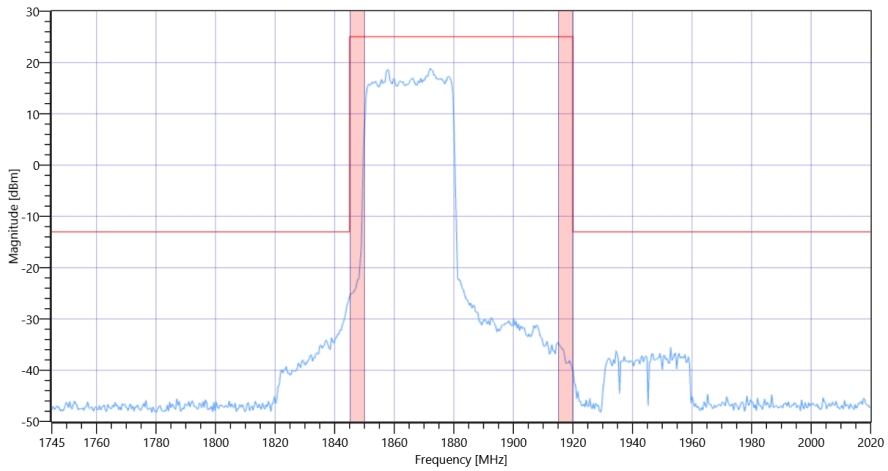

FCC, ISED # TX Emissions conducted ~ NR Band_25 Ant-1 SCS-15 1865

Test freq: low, UL[MHz]/CH 1865/0, CBW [MHz]: 30, RB_100PCT, Mod: QPSK

READ SA SETTINGS:	
RefLevel [dBm] | RefLevelOffset [dB] | InpAtt [dB]	7.05 | 0 | 25
Start [MHz] | Stop [MHz]	1.000 | 401.000
RBW [MHz] | VBW [MHz]	1.000000 | 3.000000

READ SA SETTINGS:	
Detector | TraceMode	POS | MAXH
Sweep: Time [ms] | Count | Points per Section | Type	1600 | 1 | 1001 | SWE

RESULT Test freq: low, UL[MHz]/CH 1865/0, CBW [MHz]: 30, RB_100PCT, Mod: QPSK					
Test Description	Lower Limit	Upper Limit	Measured	Unit	Verdict
Peaks higher limit	---	0	0	no	PASS

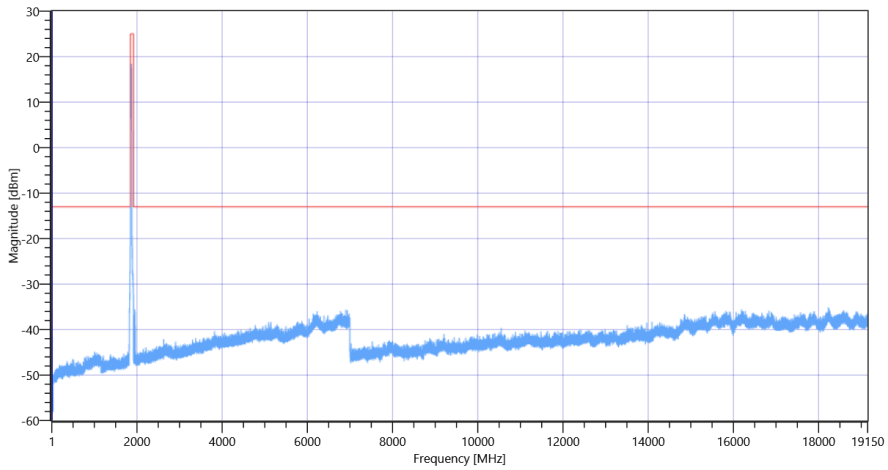

FCC, ISED # TX Emissions conducted ~ NR Band_25 Ant-1 SCS-15 1865 MHz

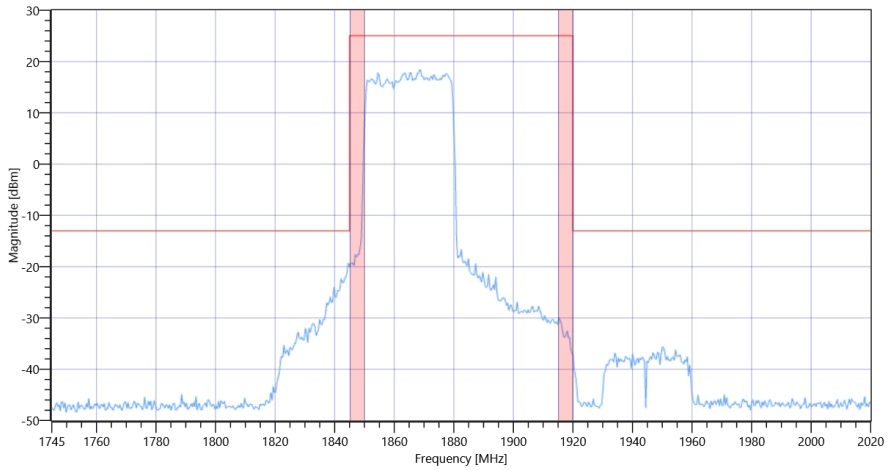

FCC, ISED # TX Emissions conducted ~ NR Band_25 Ant-1 SCS-15 1865

Test freq: low, UL[MHz]/CH 1865/0, CBW [MHz]: 30, RB_100PCT, Mod: 16QAM

READ SA SETTINGS:	
RefLevel [dBm] | RefLevelOffset [dB] | InpAtt [dB]	6.32 | 0 | 25
Start [MHz] | Stop [MHz]	1.000 | 401.000
RBW [MHz] | VBW [MHz]	1.000000 | 3.000000
Detector | TraceMode	POS | MAXH
Sweep: Time [ms] | Count | Points per Section | Type	1600 | 1 | 1001 | SWE

RESULT Test freq: low, UL[MHz]/CH 1865/0, CBW [MHz]: 30, RB_100PCT, Mod: 16QAM					
Test Description	Lower Limit	Upper Limit	Measured	Unit	Verdict

RESULT Test freq: low, UL[MHz]/CH 1865/0, CBW [MHz]: 30, RB_100PCT, Mod: 16QAM					
Test Description	Lower Limit	Upper Limit	Measured	Unit	Verdict
Peaks higher limit	---	0	0	no	PASS

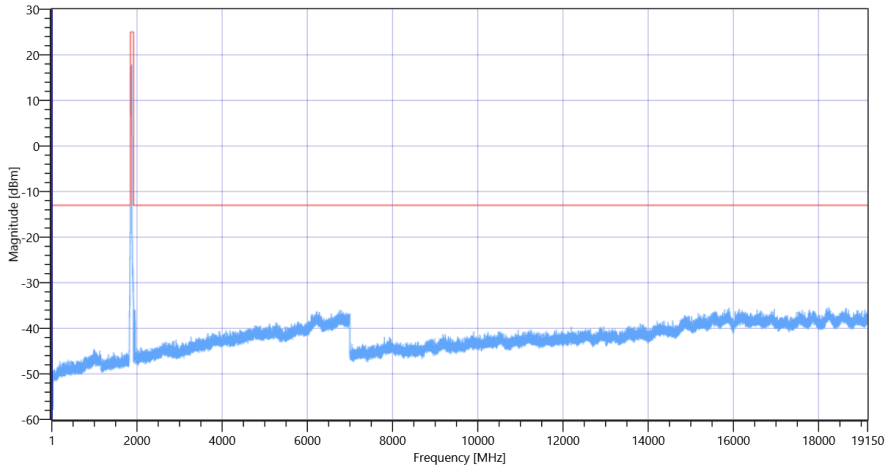

FCC, ISED # TX Emissions conducted ~ NR Band_25 Ant-1 SCS-15 1865 MHz

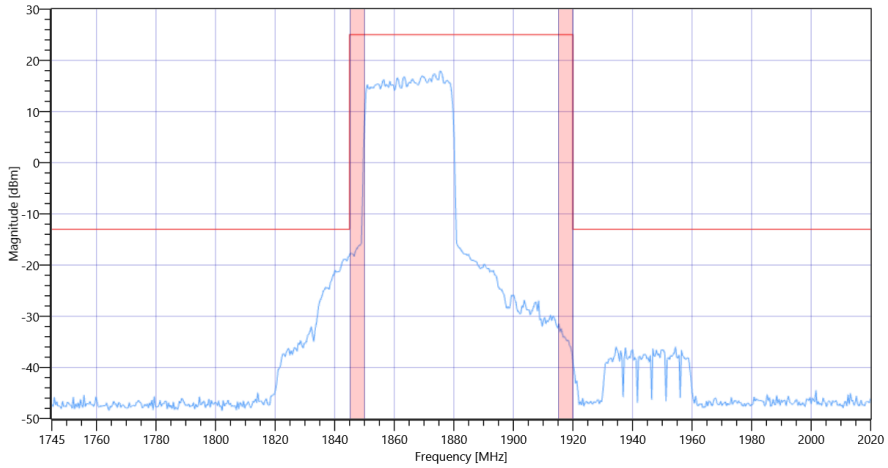

FCC, ISED # TX Emissions conducted ~ NR Band_25 Ant-1 SCS-15 1865

Test freq: low, UL[MHz]/CH 1865/0, CBW [MHz]: 30, RB_100PCT, Mod: 64QAM

READ SA SETTINGS:	
RefLevel [dBm] | RefLevelOffset [dB] | InpAtt [dB]	5.55 | 0 | 25
Start [MHz] | Stop [MHz]	1.000 | 401.000
RBW [MHz] | VBW [MHz]	1.000000 | 3.000000
Detector | TraceMode	POS | MAXH
Sweep: Time [ms] | Count | Points per Section | Type	1600 | 1 | 1001 | SWE

RESULT Test freq: low, UL[MHz]/CH 1865/0, CBW [MHz]: 30, RB_100PCT, Mod: 64QAM					
Test Description	Lower Limit	Upper Limit	Measured	Unit	Verdict
Peaks higher limit	---	0	0	no	PASS

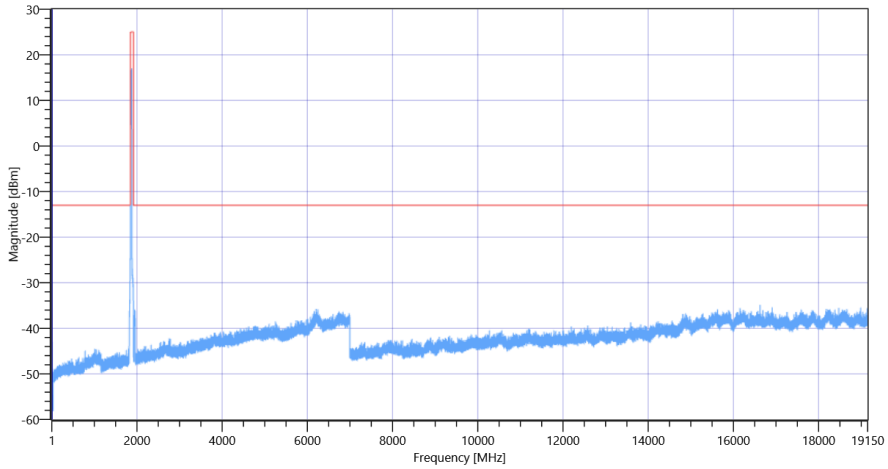

FCC, ISED # TX Emissions conducted ~ NR Band_25 Ant-1 SCS-15 1865 MHz

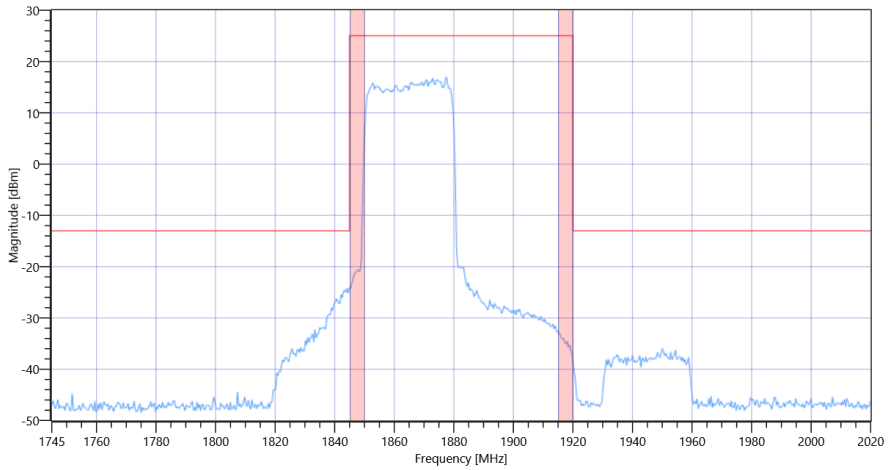

FCC, ISED # TX Emissions conducted ~ NR Band_25 Ant-1 SCS-15 1865

Test freq: low, UL[MHz]/CH 1865/0, CBW [MHz]: 30, RB_100PCT, Mod: 256QAM

READ SA SETTINGS:	
RefLevel [dBm] | RefLevelOffset [dB] | InpAtt [dB]	3.30 | 0 | 20
Start [MHz] | Stop [MHz]	1.000 | 401.000
RBW [MHz] | VBW [MHz]	1.000000 | 3.000000
Detector | TraceMode	POS | MAXH
Sweep: Time [ms] | Count | Points per Section | Type	1600 | 1 | 1001 | SWE

RESULT Test freq: low, UL[MHz]/CH 1865/0, CBW [MHz]: 30, RB_100PCT, Mod: 256QAM					
Test Description	Lower Limit	Upper Limit	Measured	Unit	Verdict
Peaks higher limit	---	0	0	no	PASS

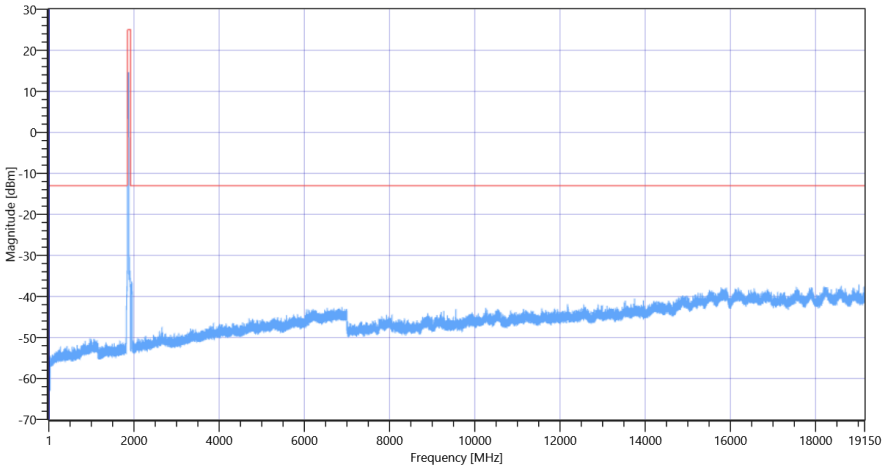

FCC, ISED # TX Emissions conducted ~ NR Band_25 Ant-1 SCS-15 1865 MHz

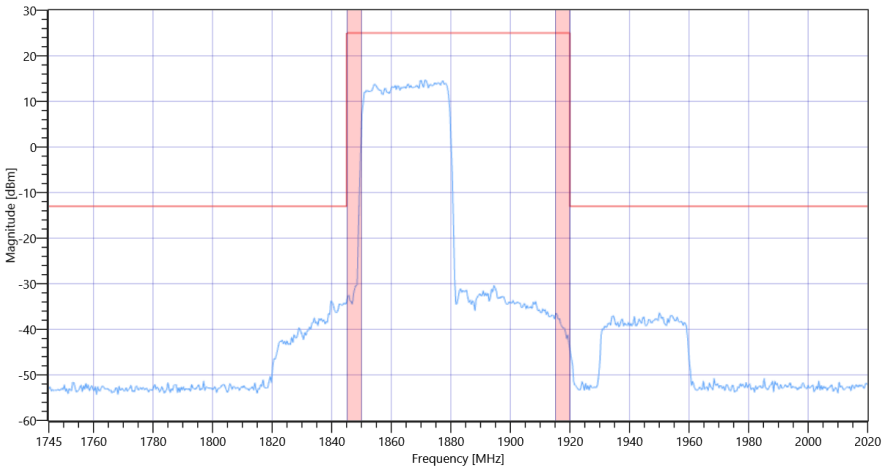

FCC, ISED # TX Emissions conducted ~ NR Band_25 Ant-1 SCS-15 1865

General verdict	PASS

FCC, ISED # Bandwidth 99PCT and 26dB ~ NR Band_25 Ant-1 SCS-15

Test References	
TC Start	14.07.2022 11:39:50
Ambit Temp [°C] | Humidity [rel%]	27.7 | 41
System Version	3.2.0.2
Test Specification	FCC, ISED -
Test Method	
TC Version	0.0.1
My Description	FCC/ISED Bandwidths 99PCT and 26dB - NR Band_25
Add. Information	

Test Parameter	
Technology to test	NR
Band	Band_25
SCS [kHz]	15
Waveform	DFTOFDM
Antenna Port used	1
Temperature	nom
Voltage	nom
Frequency low to test	False
Frequency mid to test	False
Frequency high to test	True
Auto Control enabled Power Supply | Climatic Box	No | No
Additional Path Loss [dB]	0
Switched Path	None

Test Equipment
Signal analyzer,Rohde&Schwarz,FSV-40,1307.9002K40/101042,3.70

Test at BW [MHz]: 20

Test freq: high, UL[MHz]/CH 1905/0, CBW [MHz]: 20, RB_100PCT, Mod: 256QAM

READ SA SETTINGS:	
RefLevel [dBm] | RefLevelOffset [dB] | InpAtt [dB]	15.67 | 0 | 35
Start [MHz] | Stop [MHz]	1880.000 | 1930.000
RBW [MHz] | VBW [MHz]	0.500000 | 2.000000
Detector | TraceMode	POS | MAXH
Sweep: Time [ms] | Count | Points per Section | Type	2 | 1500 | 1001 | SWE

RESULT 26 dB					
Test Description	Lower Limit	Upper Limit	Measured	Unit	Verdict
Bandwidth 26dB	---	---	19.25	MHz	INFO

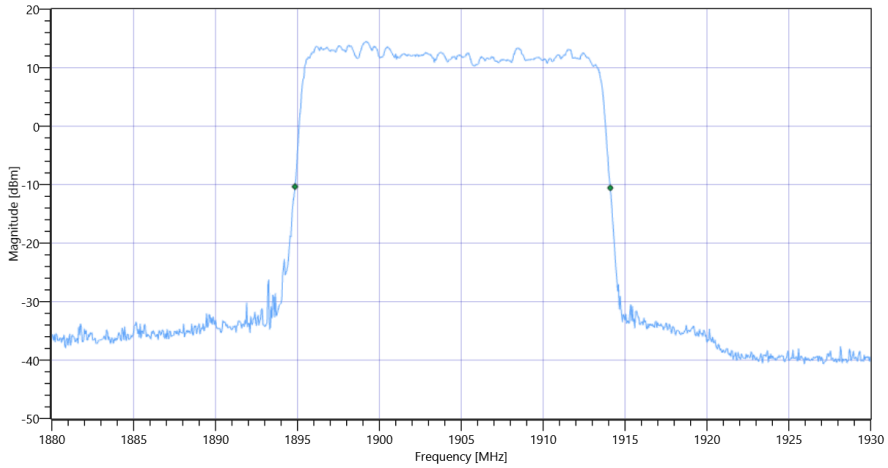

FCC, ISED # Bandwidth 99PCT and 26dB ~ NR Band_25 Ant-1 SCS-15 26dB

READ SA SETTINGS:	
RefLevel [dBm] | RefLevelOffset [dB] | InpAtt [dB]	15.67 | 0 | 30
Start [MHz] | Stop [MHz]	1880.000 | 1930.000
RBW [MHz] | VBW [MHz]	0.500000 | 2.000000
Detector | TraceMode	POS | MAXH
Sweep: Time [ms] | Count | Points per Section | Type	1 | 1500 | 1001 | SWE

RESULT 99%					
Test Description	Lower Limit	Upper Limit	Measured	Unit	Verdict
Bandwidth 99%	---	---	18.032	MHz	INFO

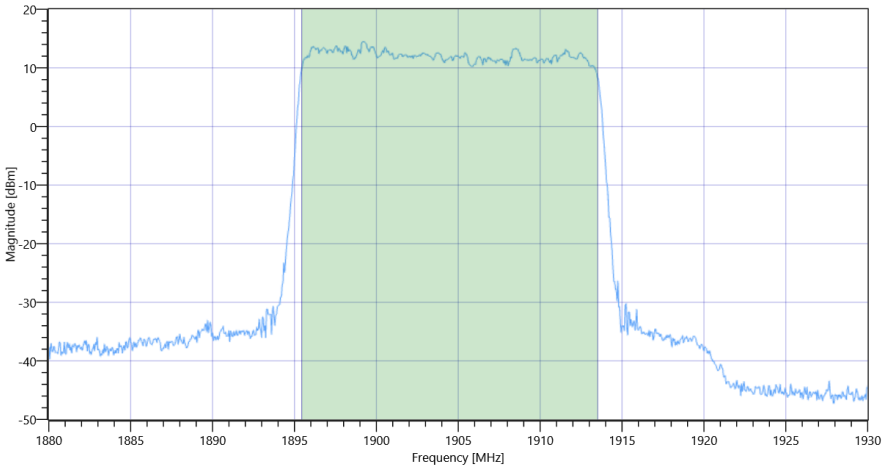

FCC, ISED # Bandwidth 99PCT and 26dB ~ NR Band_25 Ant-1 SCS-15 26dB

General verdict	PASS

FCC, ISED # Bandwidth 99PCT and 26dB ~ NR Band_25 Ant-1 SCS-15

Test References	
TC Start	14.07.2022 11:36:43
Ambit Temp [°C] | Humidity [rel%]	27.5 | 41
System Version	3.2.0.2
Test Specification	FCC, ISED -
Test Method	
TC Version	0.0.1
My Description	FCC/ISED Bandwidths 99PCT and 26dB - NR Band_25
Add. Information	

Test Parameter	
Technology to test	NR
Band	Band_25
SCS [kHz]	15
Waveform	DFTOFDM
Antenna Port used	1
Temperature	nom
Voltage	nom
Frequency low to test	False
Frequency mid to test	True
Frequency high to test	False
Auto Control enabled Power Supply | Climatic Box	No | No
Additional Path Loss [dB]	0
Switched Path	None

Test Equipment
Signal analyzer,Rohde&Schwarz,FSV-40,1307.9002K40/101042,3.70

Test at BW [MHz]: 20

Test freq: mid, UL[MHz]/CH 1882.5/0, CBW [MHz]: 20, RB_100PCT, Mod: 256QAM

READ SA SETTINGS:	
RefLevel [dBm] | RefLevelOffset [dB] | InpAtt [dB]	15.03 | 0 | 35
Start [MHz] | Stop [MHz]	1857.500 | 1907.500
RBW [MHz] | VBW [MHz]	0.500000 | 2.000000
Detector | TraceMode	POS | MAXH
Sweep: Time [ms] | Count | Points per Section | Type	2 | 1500 | 1001 | SWE

RESULT 26 dB					
Test Description	Lower Limit	Upper Limit	Measured	Unit	Verdict
Bandwidth 26dB	---	---	19.3	MHz	INFO

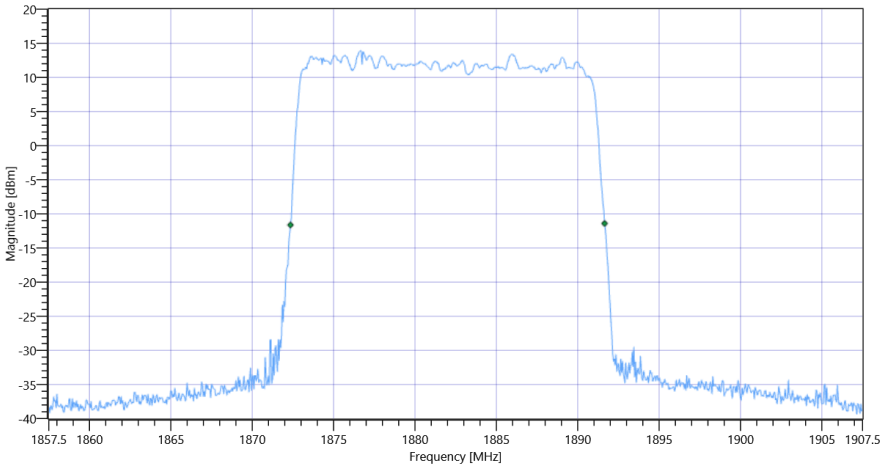

FCC, ISED # Bandwidth 99PCT and 26dB ~ NR Band_25 Ant-1 SCS-15 26dB

READ SA SETTINGS:	
RefLevel [dBm] | RefLevelOffset [dB] | InpAtt [dB]	15.03 | 0 | 30
Start [MHz] | Stop [MHz]	1857.500 | 1907.500
RBW [MHz] | VBW [MHz]	0.500000 | 2.000000
Detector | TraceMode	POS | MAXH
Sweep: Time [ms] | Count | Points per Section | Type	1 | 1500 | 1001 | SWE

RESULT 99%					
Test Description	Lower Limit	Upper Limit	Measured	Unit	Verdict
Bandwidth 99%	---	---	18.032	MHz	INFO

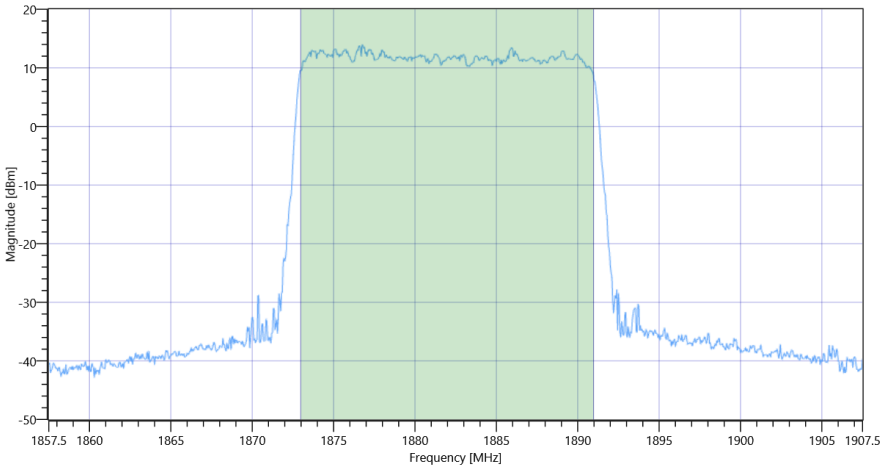

FCC, ISED # Bandwidth 99PCT and 26dB ~ NR Band_25 Ant-1 SCS-15 26dB

General verdict	PASS

FCC, ISED # Bandwidth 99PCT and 26dB ~ NR Band_25 Ant-1 SCS-15

Test References	
TC Start	14.07.2022 11:33:26
Ambit Temp [°C] | Humidity [rel%]	27.3 | 42
System Version	3.2.0.2
Test Specification	FCC, ISED -
Test Method	
TC Version	0.0.1
My Description	FCC/ISED Bandwidths 99PCT and 26dB - NR Band_25
Add. Information	

Test Parameter	
Technology to test	NR
Band	Band_25
SCS [kHz]	15
Waveform	DFTOFDM
Antenna Port used	1
Temperature	nom
Voltage	nom
Frequency low to test	True
Frequency mid to test	False
Frequency high to test	False
Auto Control enabled Power Supply | Climatic Box	No | No
Additional Path Loss [dB]	0
Switched Path	None

Test Equipment
Signal analyzer,Rohde&Schwarz,FSV-40,1307.9002K40/101042,3.70

Test at BW [MHz]: 20

Test freq: low, UL[MHz]/CH 1860/0, CBW [MHz]: 20, RB_100PCT, Mod: 256QAM

READ SA SETTINGS:	
RefLevel [dBm] | RefLevelOffset [dB] | InpAtt [dB]	15.57 | 0 | 35
Start [MHz] | Stop [MHz]	1835.000 | 1885.000
RBW [MHz] | VBW [MHz]	0.500000 | 2.000000
Detector | TraceMode	POS | MAXH
Sweep: Time [ms] | Count | Points per Section | Type	2 | 1500 | 1001 | SWE

RESULT 26 dB					
Test Description	Lower Limit	Upper Limit	Measured	Unit	Verdict
Bandwidth 26dB	---	---	19.3	MHz	INFO

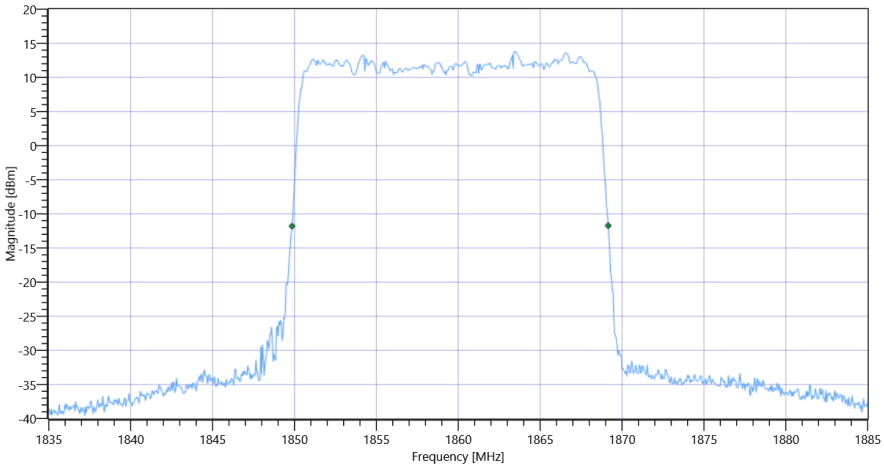

FCC, ISED # Bandwidth 99PCT and 26dB ~ NR Band_25 Ant-1 SCS-15 26dB

READ SA SETTINGS:	
RefLevel [dBm] | RefLevelOffset [dB] | InpAtt [dB]	15.57 | 0 | 30
Start [MHz] | Stop [MHz]	1835.000 | 1885.000
RBW [MHz] | VBW [MHz]	0.500000 | 2.000000
Detector | TraceMode	POS | MAXH
Sweep: Time [ms] | Count | Points per Section | Type	1 | 1500 | 1001 | SWE

RESULT 99%					
Test Description	Lower Limit	Upper Limit	Measured	Unit	Verdict
Bandwidth 99%	---	---	18.032	MHz	INFO

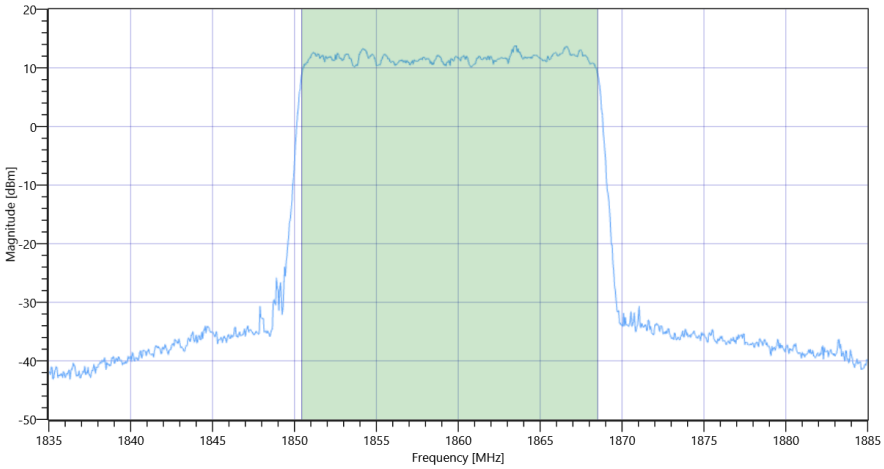

FCC, ISED # Bandwidth 99PCT and 26dB ~ NR Band_25 Ant-1 SCS-15 26dB

General verdict	PASS

FCC, ISED # Bandwidth 99PCT and 26dB ~ NR Band_25 Ant-1 SCS-15

Test References	
TC Start	14.07.2022 11:29:08
Ambit Temp [°C] | Humidity [rel%]	27.1 | 43
System Version	3.2.0.2
Test Specification	FCC, ISED -
Test Method	
TC Version	0.0.1
My Description	FCC/ISED Bandwidths 99PCT and 26dB - NR Band_25
Add. Information	

Test Parameter	
Technology to test	NR
Band	Band_25
SCS [kHz]	15
Waveform	DFTOFDM
Antenna Port used	1
Temperature	nom
Voltage	nom
Frequency low to test	False
Frequency mid to test	False
Frequency high to test	True
Auto Control enabled Power Supply | Climatic Box	No | No
Additional Path Loss [dB]	0
Switched Path	None

Test Equipment
Signal analyzer,Rohde&Schwarz,FSV-40,1307.9002K40/101042,3.70

Test at BW [MHz]: 15

Test freq: high, UL[MHz]/CH 1907.5/0, CBW [MHz]: 15, RB_100PCT, Mod: 256QAM

READ SA SETTINGS:	
RefLevel [dBm] | RefLevelOffset [dB] | InpAtt [dB]	16.69 | 0 | 35
Start [MHz] | Stop [MHz]	1888.750 | 1926.250
RBW [MHz] | VBW [MHz]	0.300000 | 1.000000
Detector | TraceMode	POS | MAXH
Sweep: Time [ms] | Count | Points per Section | Type	2 | 1500 | 1001 | SWE

RESULT 26 dB					
Test Description	Lower Limit	Upper Limit	Measured	Unit	Verdict
Bandwidth 26dB	---	---	14.55	MHz	INFO

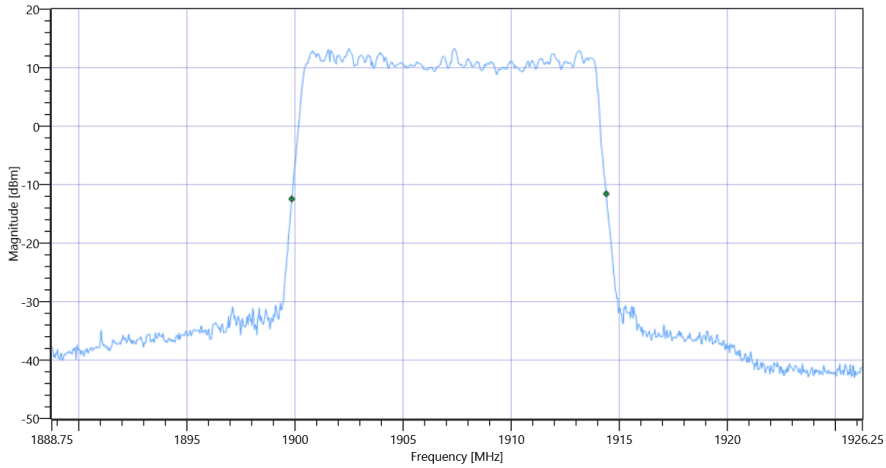

FCC, ISED # Bandwidth 99PCT and 26dB ~ NR Band_25 Ant-1 SCS-15 26dB

READ SA SETTINGS:	
RefLevel [dBm] | RefLevelOffset [dB] | InpAtt [dB]	16.69 | 0 | 35
Start [MHz] | Stop [MHz]	1888.750 | 1926.250
RBW [MHz] | VBW [MHz]	0.300000 | 1.000000
Detector | TraceMode	POS | MAXH
Sweep: Time [ms] | Count | Points per Section | Type	1 | 1500 | 1001 | SWE

RESULT 99%					
Test Description	Lower Limit	Upper Limit	Measured	Unit	Verdict
Bandwidth 99%	---	---	13.524	MHz	INFO

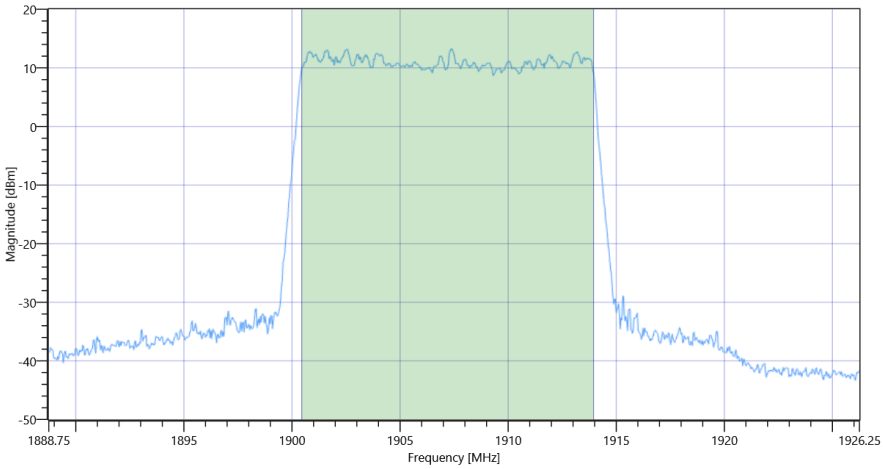

FCC, ISED # Bandwidth 99PCT and 26dB ~ NR Band_25 Ant-1 SCS-15 26dB

General verdict	PASS

FCC, ISED # Bandwidth 99PCT and 26dB ~ NR Band_25 Ant-1 SCS-15

Test References	
TC Start	14.07.2022 11:24:02
Ambit Temp [°C] | Humidity [rel%]	27.1 | 43
System Version	3.2.0.2
Test Specification	FCC, ISED -
Test Method	
TC Version	0.0.1
My Description	FCC/ISED Bandwidths 99PCT and 26dB - NR Band_25
Add. Information	

Test Parameter	
Technology to test	NR
Band	Band_25
SCS [kHz]	15
Waveform	DFTOFDM
Antenna Port used	1
Temperature	nom
Voltage	nom
Frequency low to test	False
Frequency mid to test	True
Frequency high to test	False
Auto Control enabled Power Supply | Climatic Box	No | No
Additional Path Loss [dB]	0
Switched Path	None

Test Equipment
Signal analyzer,Rohde&Schwarz,FSV-40,1307.9002K40/101042,3.70

Test at BW [MHz]: 15

Test freq: mid, UL[MHz]/CH 1882.5/0, CBW [MHz]: 15, RB_100PCT, Mod: 256QAM

READ SA SETTINGS:	
RefLevel [dBm] | RefLevelOffset [dB] | InpAtt [dB]	16.61 | 0 | 35
Start [MHz] | Stop [MHz]	1863.750 | 1901.250
RBW [MHz] | VBW [MHz]	0.300000 | 1.000000
Detector | TraceMode	POS | MAXH
Sweep: Time [ms] | Count | Points per Section | Type	2 | 1500 | 1001 | SWE

RESULT 26 dB					
Test Description	Lower Limit	Upper Limit	Measured	Unit	Verdict
Bandwidth 26dB	---	---	14.625	MHz	INFO

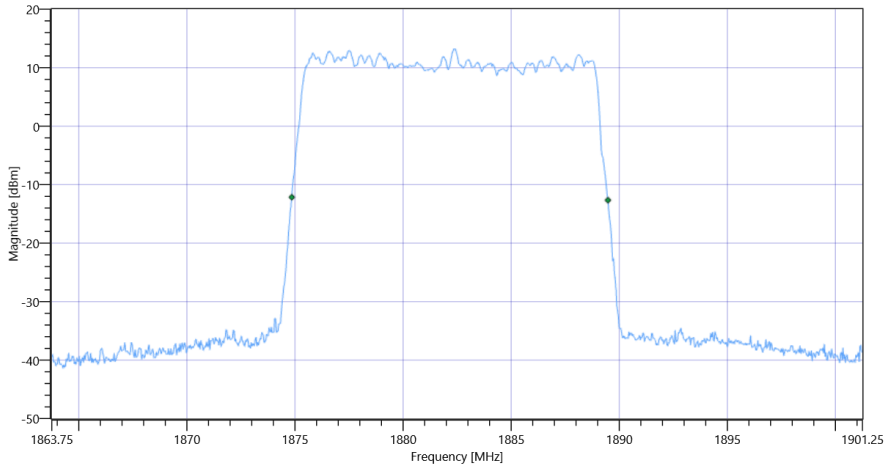

FCC, ISED # Bandwidth 99PCT and 26dB ~ NR Band_25 Ant-1 SCS-15 26dB

READ SA SETTINGS:	
RefLevel [dBm] | RefLevelOffset [dB] | InpAtt [dB]	16.61 | 0 | 35
Start [MHz] | Stop [MHz]	1863.750 | 1901.250
RBW [MHz] | VBW [MHz]	0.300000 | 1.000000
Detector | TraceMode	POS | MAXH
Sweep: Time [ms] | Count | Points per Section | Type	1 | 1500 | 1001 | SWE

RESULT 99%					
Test Description	Lower Limit	Upper Limit	Measured	Unit	Verdict
Bandwidth 99%	---	---	13.524	MHz	INFO

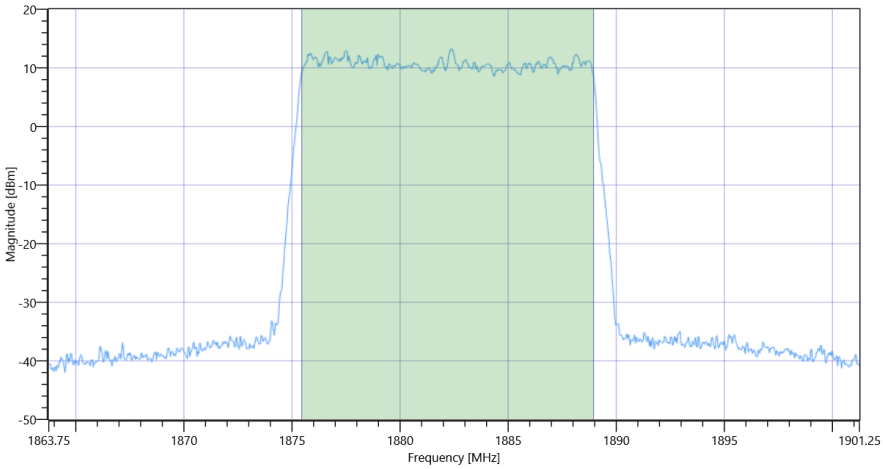

FCC, ISED # Bandwidth 99PCT and 26dB ~ NR Band_25 Ant-1 SCS-15 26dB

General verdict	PASS

FCC, ISED # Bandwidth 99PCT and 26dB ~ NR Band_25 Ant-1 SCS-15

Test References	
TC Start	14.07.2022 11:20:49
Ambit Temp [°C] | Humidity [rel%]	27.0 | 43
System Version	3.2.0.2
Test Specification	FCC, ISED -
Test Method	
TC Version	0.0.1
My Description	FCC/ISED Bandwidths 99PCT and 26dB - NR Band_25
Add. Information	

Test Parameter	
Technology to test	NR
Band	Band_25
SCS [kHz]	15
Waveform	DFTOFDM
Antenna Port used	1
Temperature	nom
Voltage	nom
Frequency low to test	True
Frequency mid to test	False
Frequency high to test	False
Auto Control enabled Power Supply | Climatic Box	No | No
Additional Path Loss [dB]	0
Switched Path	None

Test Equipment
Signal analyzer,Rohde&Schwarz,FSV-40,1307.9002K40/101042,3.70

Test at BW [MHz]: 15

Test freq: low, UL[MHz]/CH 1857.5/0, CBW [MHz]: 15, RB_100PCT, Mod: 256QAM

READ SA SETTINGS:	
RefLevel [dBm] | RefLevelOffset [dB] | InpAtt [dB]	16.64 | 0 | 35
Start [MHz] | Stop [MHz]	1838.750 | 1876.250
RBW [MHz] | VBW [MHz]	0.300000 | 1.000000
Detector | TraceMode	POS | MAXH
Sweep: Time [ms] | Count | Points per Section | Type	2 | 1500 | 1001 | SWE

RESULT 26 dB					
Test Description	Lower Limit	Upper Limit	Measured	Unit	Verdict
Bandwidth 26dB	---	---	14.7	MHz	INFO

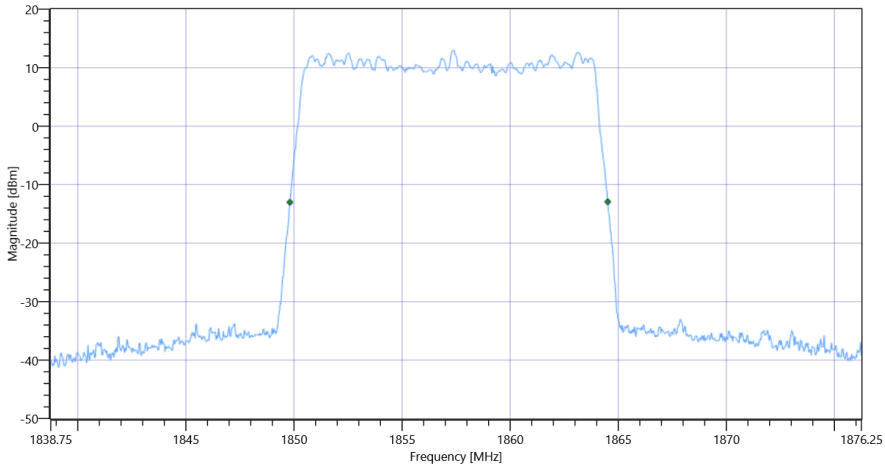

FCC, ISED # Bandwidth 99PCT and 26dB ~ NR Band_25 Ant-1 SCS-15 26dB

READ SA SETTINGS:	
RefLevel [dBm] | RefLevelOffset [dB] | InpAtt [dB]	16.64 | 0 | 35
Start [MHz] | Stop [MHz]	1838.750 | 1876.250
RBW [MHz] | VBW [MHz]	0.300000 | 1.000000
Detector | TraceMode	POS | MAXH
Sweep: Time [ms] | Count | Points per Section | Type	1 | 1500 | 1001 | SWE

RESULT 99%					
Test Description	Lower Limit	Upper Limit	Measured	Unit	Verdict
Bandwidth 99%	---	---	13.524	MHz	INFO

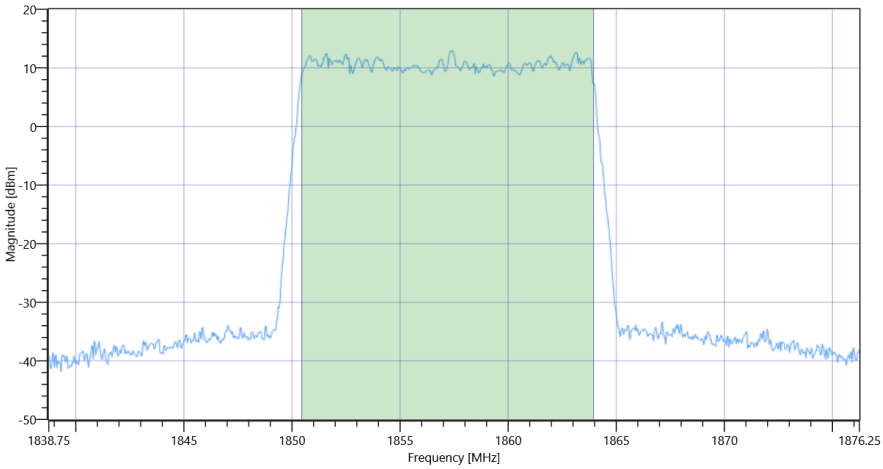

FCC, ISED # Bandwidth 99PCT and 26dB ~ NR Band_25 Ant-1 SCS-15 26dB

General verdict	PASS

FCC, ISED # Bandwidth 99PCT and 26dB ~ NR Band_25 Ant-1 SCS-15

Test References	
TC Start	14.07.2022 11:17:24
Ambit Temp [°C] | Humidity [rel%]	27.0 | 43
System Version	3.2.0.2
Test Specification	FCC, ISED -
Test Method	
TC Version	0.0.1
My Description	FCC/ISED Bandwidths 99PCT and 26dB - NR Band_25
Add. Information	

Test Parameter	
Technology to test	NR
Band	Band_25
SCS [kHz]	15
Waveform	DFTOFDM
Antenna Port used	1
Temperature	nom
Voltage	nom
Frequency low to test	False
Frequency mid to test	False
Frequency high to test	True
Auto Control enabled Power Supply | Climatic Box	No | No
Additional Path Loss [dB]	0
Switched Path	None

Test Equipment
Signal analyzer,Rohde&Schwarz,FSV-40,1307.9002K40/101042,3.70

Test at BW [MHz]: 10

Test freq: high, UL[MHz]/CH 1910/0, CBW [MHz]: 10, RB_100PCT, Mod: 256QAM

READ SA SETTINGS:	
RefLevel [dBm] | RefLevelOffset [dB] | InpAtt [dB]	18.68 | 0 | 35
Start [MHz] | Stop [MHz]	1897.500 | 1922.500
RBW [MHz] | VBW [MHz]	0.200000 | 1.000000
Detector | TraceMode	POS | MAXH
Sweep: Time [ms] | Count | Points per Section | Type	2 | 1500 | 1001 | SWE

RESULT 26 dB					
Test Description	Lower Limit	Upper Limit	Measured	Unit	Verdict
Bandwidth 26dB	---	---	9.95	MHz	INFO

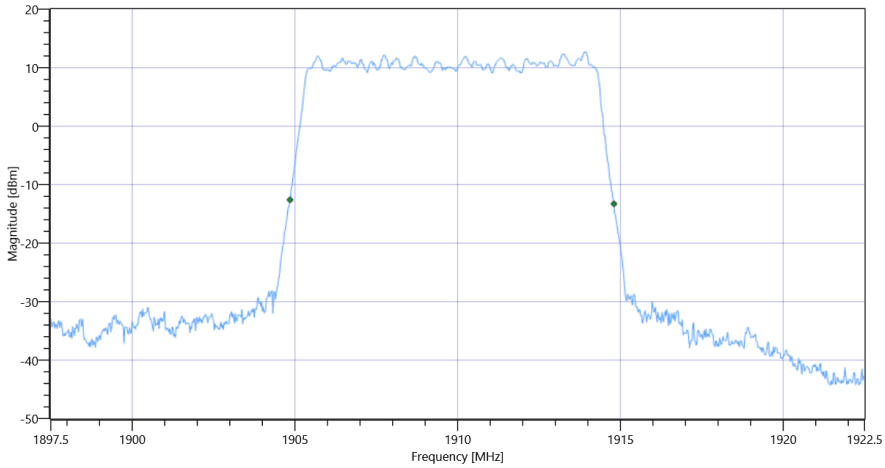

FCC, ISED # Bandwidth 99PCT and 26dB ~ NR Band_25 Ant-1 SCS-15 26dB

READ SA SETTINGS:	
RefLevel [dBm] | RefLevelOffset [dB] | InpAtt [dB]	18.68 | 0 | 35
Start [MHz] | Stop [MHz]	1897.500 | 1922.500
RBW [MHz] | VBW [MHz]	0.200000 | 1.000000
Detector | TraceMode	POS | MAXH
Sweep: Time [ms] | Count | Points per Section | Type	1 | 1500 | 1001 | SWE

RESULT 99%					
Test Description	Lower Limit	Upper Limit	Measured	Unit	Verdict
Bandwidth 99%	---	---	9.016	MHz	INFO

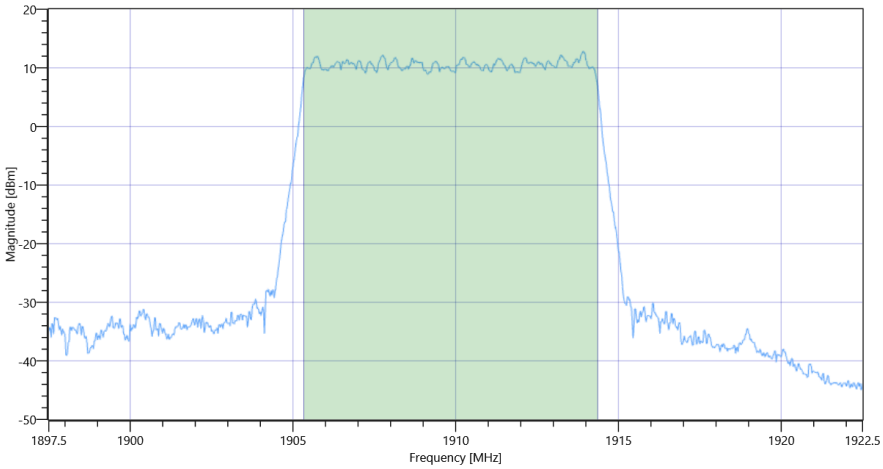

FCC, ISED # Bandwidth 99PCT and 26dB ~ NR Band_25 Ant-1 SCS-15 26dB

General verdict	PASS

FCC, ISED # Bandwidth 99PCT and 26dB ~ NR Band_25 Ant-1 SCS-15

Test References	
TC Start	14.07.2022 11:15:12
Ambit Temp [°C] | Humidity [rel%]	27.0 | 43
System Version	3.2.0.2
Test Specification	FCC, ISED -
Test Method	
TC Version	0.0.1
My Description	FCC/ISED Bandwidths 99PCT and 26dB - NR Band_25
Add. Information	

Test Parameter	
Technology to test	NR
Band	Band_25
SCS [kHz]	15
Waveform	DFTOFDM
Antenna Port used	1
Temperature	nom
Voltage	nom
Frequency low to test	False
Frequency mid to test	True
Frequency high to test	False
Auto Control enabled Power Supply | Climatic Box	No | No
Additional Path Loss [dB]	0
Switched Path	None

Test Equipment
Signal analyzer,Rohde&Schwarz,FSV-40,1307.9002K40/101042,3.70