802.11ac-VHT20 Power Spectral Density - Ant 3	
Channel 36 (5180MHz)	Channel 44 (5220MHz)
	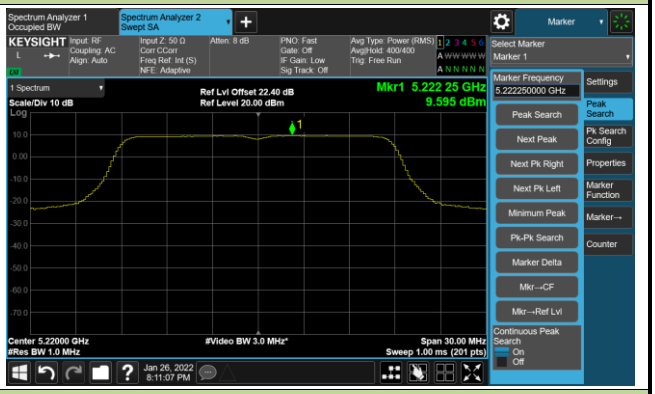
Channel 48 (5240MHz)	Channel 149 (5745MHz)
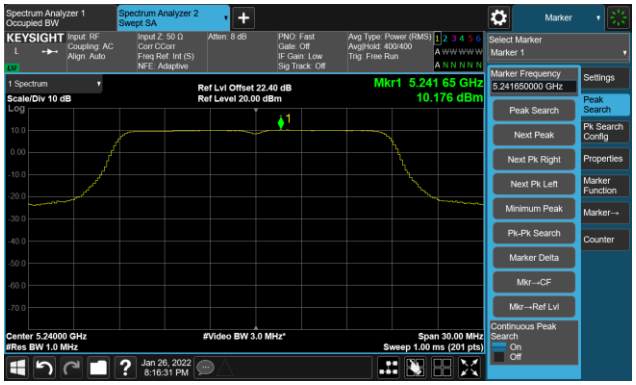	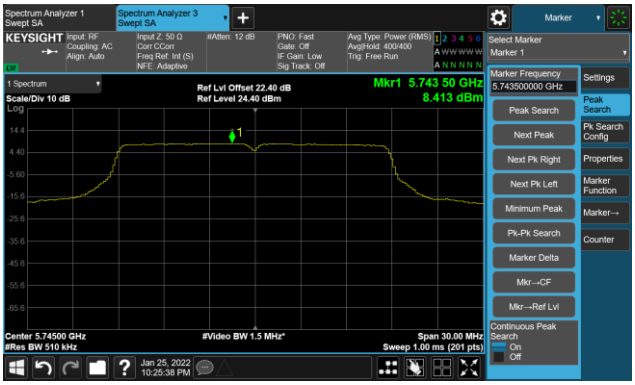
Channel 157 (5785MHz)	Channel 165 (5825MHz)
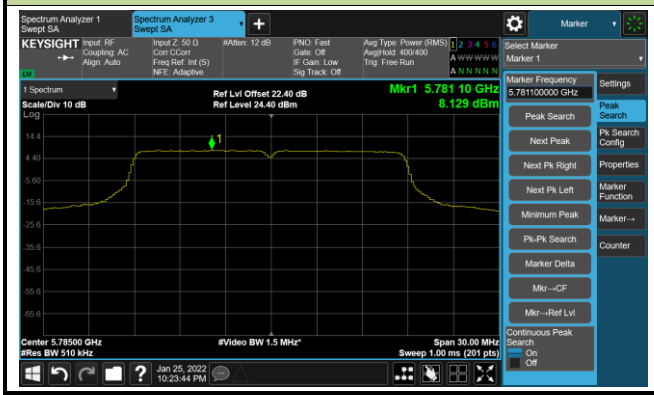	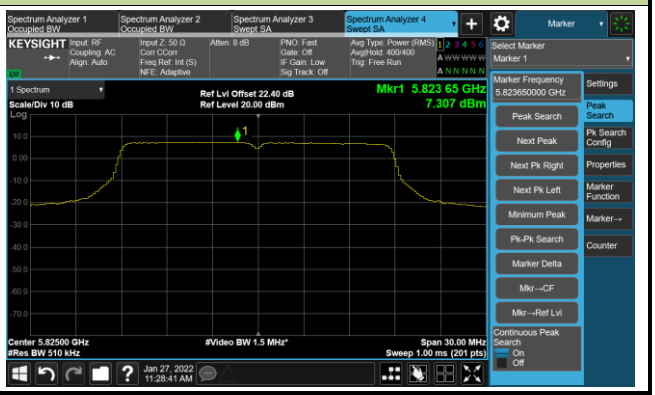

802.11ac-VHT40 - Power Spectral Density - Ant 3	
Channel 38 (5190MHz)	Channel 46 (5230MHz)
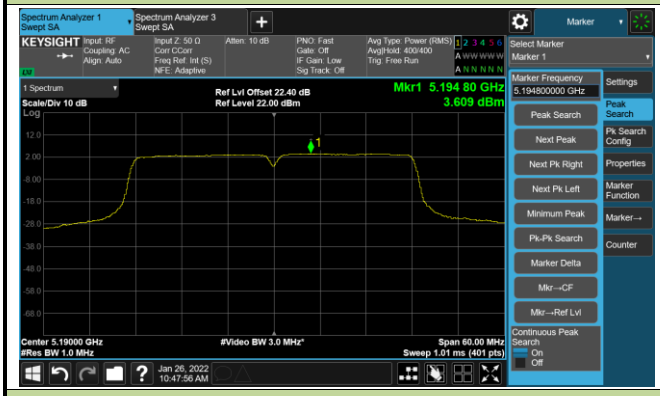	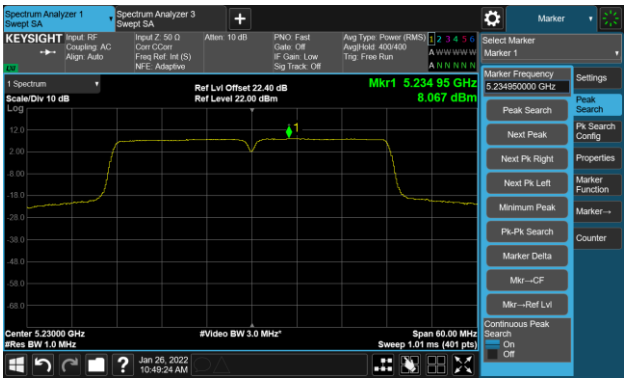
Channel 151 (5755MHz)	Channel 159 (5795MHz)
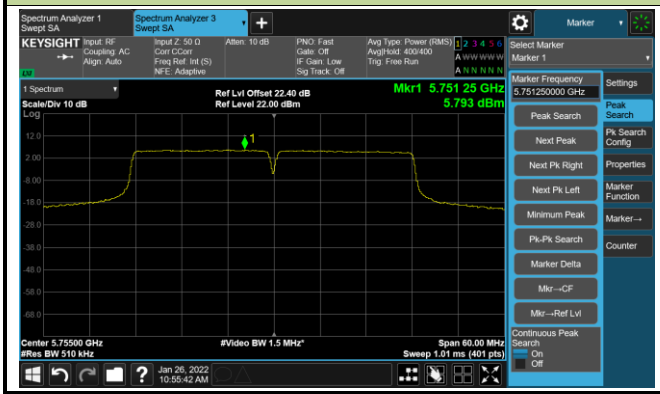	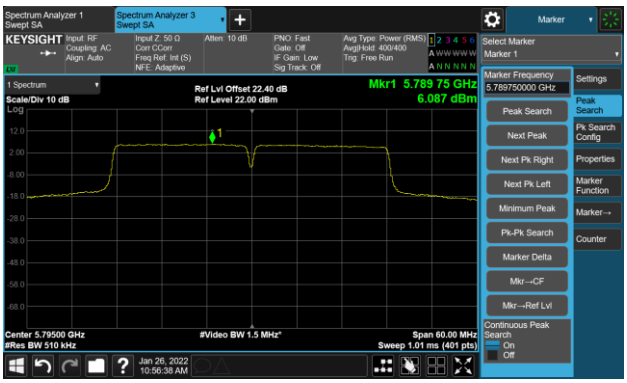

802.11ac-VHT80 Power Spectral Density - Ant 3	
Channel 42 (5210MHz)	Channel 155 (5775MHz)
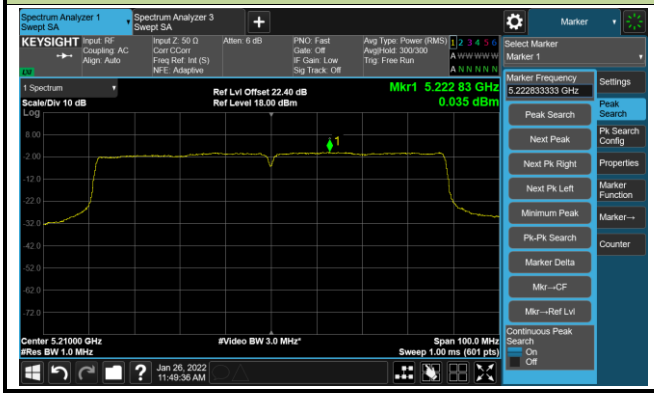	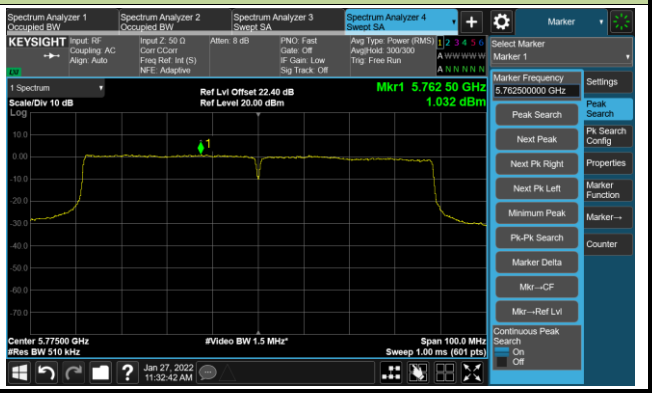

802.11ax-HE20 Power Spectral Density - Ant 3	
Channel 36 (5180MHz)	Channel 44 (5220MHz)
	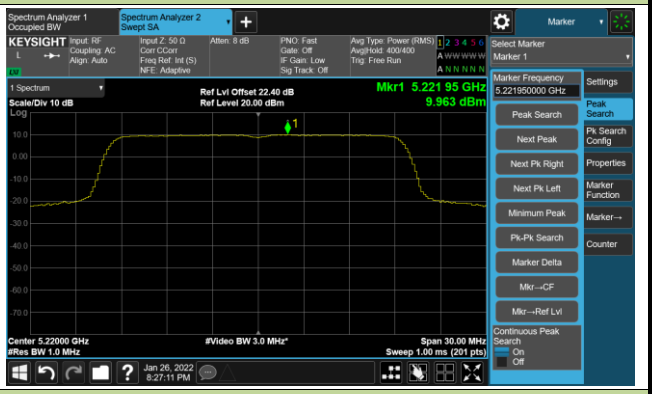
Channel 48 (5240MHz)	Channel 149 (5745MHz)
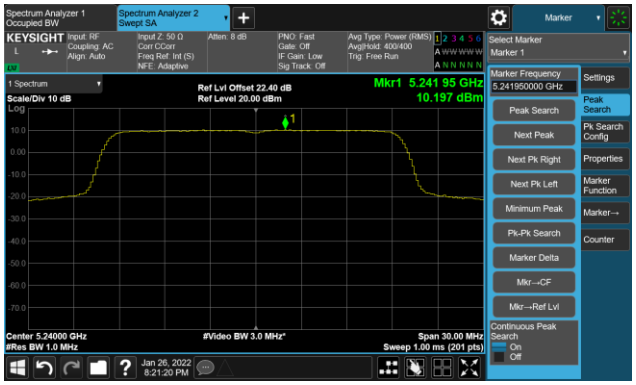	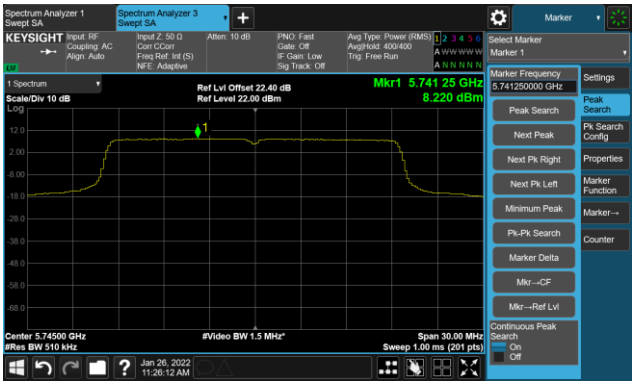
Channel 157 (5785MHz)	Channel 165 (5825MHz)
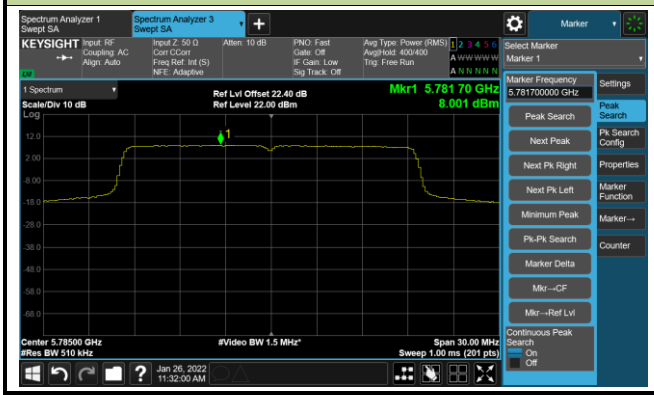	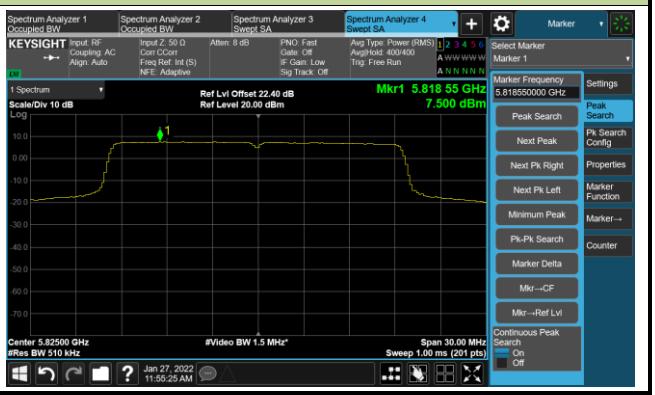

802.11ax-HE40 Power Spectral Density - Ant 3	
Channel 38 (5190MHz)	Channel 46 (5230MHz)
	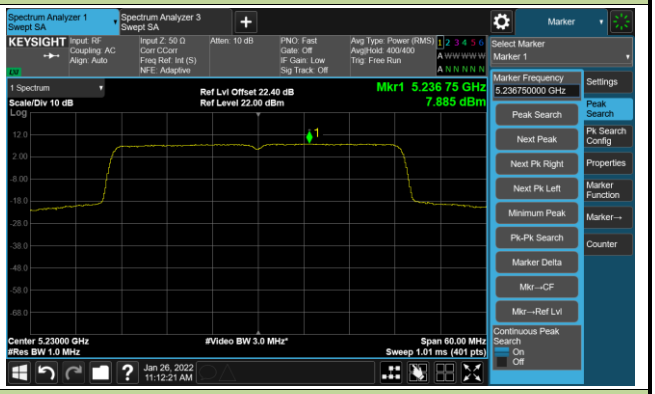
Channel 151 (5755MHz)	Channel 159 (5795MHz)
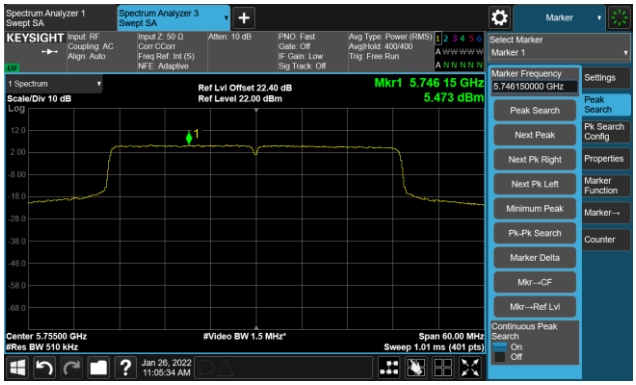	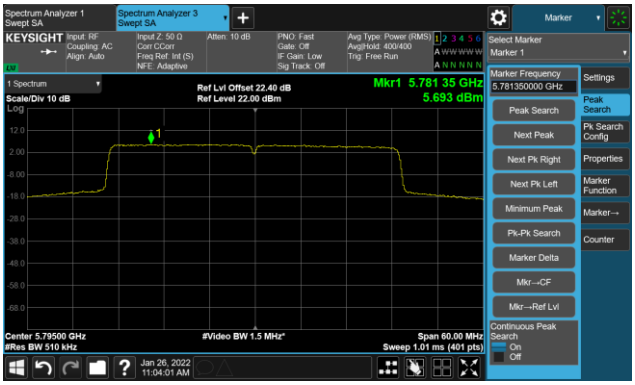

802.11ax-HE80 Power Spectral Density - Ant 3	
Channel 42 (5210MHz)	Channel 155 (5775MHz)
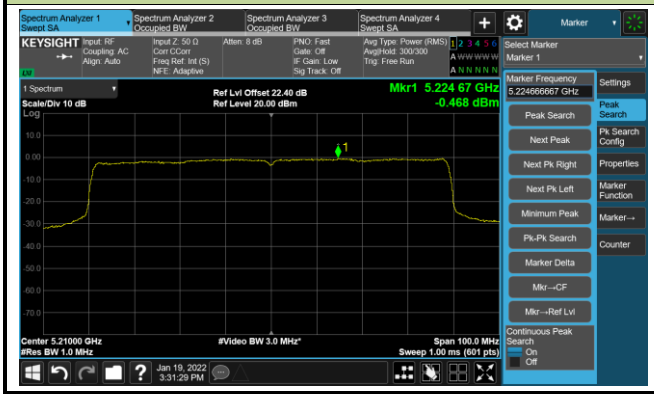	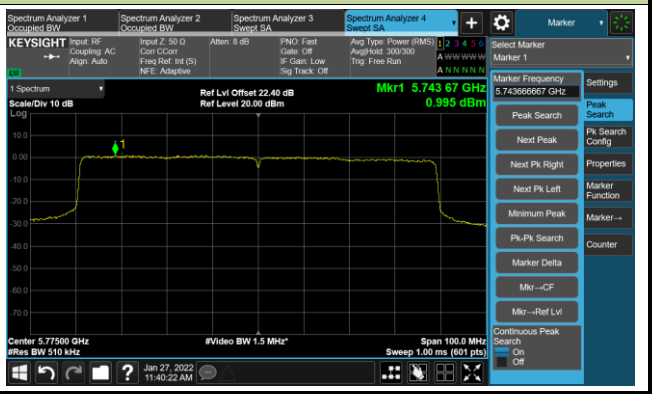

A.6 Frequency Stability Test Result

Test Site	WZ-TR3	Test Engineer	Liz Yuan
Test Date	2022/01/20	Test Mode	5180MHz (Carrier Mode)

Voltage (%)	Power (VAC)	Temp (°C)	Frequency Tolerance (ppm)			
			0 minutes	2 minutes	5 minutes	10 minutes
100%	120	- 30	-8.08	-4.38	1.81	8.87
		- 20	-8.34	1.96	1.49	8.79
		- 10	-8.24	2.05	1.52	8.78
		0	-8.28	1.71	1.27	9.59
		+ 10	-7.06	2.10	1.63	10.12
		+ 20	-7.11	1.97	2.25	10.24
		+ 30	-7.21	1.26	6.96	10.25
		+ 40	-7.28	1.68	6.66	7.49
		+ 50	-4.77	2.07	6.76	7.98
115%	138	+ 20	-4.67	1.13	6.54	8.31
85%	102	+ 20	-4.47	1.92	8.95	7.57

Note: Frequency Tolerance (ppm) = {[Measured Frequency (Hz) - Declared Frequency (Hz)] / Declared Frequency (Hz)} $*10^6$.

A.7 Radiated Spurious Emission Test Result

Test Site	WZ-AC1	Test Engineer	Charles Zhang
Test Date	2022/01/15	Test Mode	802.11a – Channel 36
Remark	1. Average measurement was not performed if peak level lower than average limit. 2. Other frequency was 20dB below limit line within 1-18GHz, there is not show in the report.		

Mark	Frequency (MHz)	Reading Level (dBμV)	Factor (dB/m)	Measure Level (dBμV/m)	Limit (dBμV/m)	Margin (dB)	Detector	Polarization
	8029.5	40.0	9.6	49.6	74.0	-24.4	Peak	Horizontal
*	10171.5	35.9	13.4	49.3	68.2	-18.9	Peak	Horizontal
	11200.0	37.2	13.4	50.6	74.0	-23.4	Peak	Horizontal
*	14064.5	36.8	14.9	51.7	68.2	-16.5	Peak	Horizontal
	8029.5	41.1	9.6	50.7	74.0	-23.3	Peak	Vertical
*	10001.5	36.1	12.8	48.9	68.2	-19.3	Peak	Vertical
	10868.5	36.5	13.9	50.4	74.0	-23.6	Peak	Vertical
*	14158.0	35.7	14.9	50.6	68.2	-17.6	Peak	Vertical

Note 1: "*" is not in restricted band, its limit is -27dBm/MHz. At a distance of 3 meters, the field strength limit in dBμV/m can be determined by adding a "conversion" factor of 95.2dB to the EIRP limit of -27dBm/MHz to obtain the limit for out of band spurious emissions.

Note 2: Measure Level (dBμV/m) = Reading Level (dBμV) + Factor (dB/m)

Factor (dB/m) = Cable Loss (dB) + Antenna Factor (dB/m) - Pre_Amplifier Gain (dB)

Test Site	WZ-AC1	Test Engineer	Charles Zhang
Test Date	2022/01/15	Test Mode	802.11a – Channel 44
Remark	1. Average measurement was not performed if peak level lower than average limit. 2. Other frequency was 20dB below limit line within 1-18GHz, there is not show in the report.		

Mark	Frequency (MHz)	Reading Level (dBμV)	Factor (dB/m)	Measure Level (dBμV/m)	Limit (dBμV/m)	Margin (dB)	Detector	Polarization
	7570.5	37.8	8.8	46.6	74.0	-27.4	Peak	Horizontal
*	8658.5	35.7	10.8	46.5	68.2	-21.7	Peak	Horizontal
*	10316.0	36.1	13.5	49.6	68.2	-18.6	Peak	Horizontal
	11140.5	36.9	13.4	50.3	74.0	-23.7	Peak	Horizontal
	8029.5	40.7	9.6	50.3	74.0	-23.7	Peak	Vertical
*	10146.0	35.4	13.2	48.6	68.2	-19.6	Peak	Vertical
	11268.0	36.4	13.3	49.7	74.0	-24.3	Peak	Vertical
	15662.5	40.9	13.0	53.9	74.0	-20.1	Peak	Vertical
	15664.8	30.4	13.0	43.4	54.0	-10.6	Average	Vertical

Note 1: "*" is not in restricted band, its limit is -27dBm/MHz. At a distance of 3 meters, the field strength limit in dBμV/m can be determined by adding a "conversion" factor of 95.2dB to the EIRP limit of -27dBm/MHz to obtain the limit for out of band spurious emissions.

Note 2: Measure Level (dBμV/m) = Reading Level (dBμV) + Factor (dB/m)

Factor (dB/m) = Cable Loss (dB) + Antenna Factor (dB/m) - Pre_Amplifier Gain (dB)

Test Site	WZ-AC1	Test Engineer	Charles Zhang
Test Date	2022/01/16	Test Mode	802.11a – Channel 48
Remark	1. Average measurement was not performed if peak level lower than average limit. 2. Other frequency was 20dB below limit line within 1-18GHz, there is not show in the report.		

Mark	Frequency (MHz)	Reading Level (dBμV)	Factor (dB/m)	Measure Level (dBμV/m)	Limit (dBμV/m)	Margin (dB)	Detector	Polarization
	7409.0	37.5	9.1	46.6	74.0	-27.4	Peak	Horizontal
	8199.5	36.9	9.6	46.5	74.0	-27.5	Peak	Horizontal
*	10418.0	36.6	13.7	50.3	68.2	-17.9	Peak	Horizontal
*	13061.5	37.7	13.7	51.4	68.2	-16.8	Peak	Horizontal
*	7859.5	40.0	9.1	49.1	68.2	-19.1	Peak	Vertical
*	9797.5	36.1	12.7	48.8	68.2	-19.4	Peak	Vertical
	11047.0	37.0	13.7	50.7	74.0	-23.3	Peak	Vertical
	15729.8	30.2	13.2	43.4	54.0	-10.6	Average	Vertical
	15730.5	40.7	13.2	53.9	74.0	-20.1	Peak	Vertical

Note 1: "*" is not in restricted band, its limit is -27dBm/MHz. At a distance of 3 meters, the field strength limit in dBμV/m can be determined by adding a "conversion" factor of 95.2dB to the EIRP limit of -27dBm/MHz to obtain the limit for out of band spurious emissions.

Note 2: Measure Level (dBμV/m) = Reading Level (dBμV) + Factor (dB/m)

Factor (dB/m) = Cable Loss (dB) + Antenna Factor (dB/m) - Pre_Amplifier Gain (dB)

Test Site	WZ-AC1	Test Engineer	Charles Zhang
Test Date	2022/01/16	Test Mode	802.11a – Channel 149
Remark	1. Average measurement was not performed if peak level lower than average limit. 2. Other frequency was 20dB below limit line within 1-18GHz, there is not show in the report.		

Mark	Frequency (MHz)	Reading Level (dBμV)	Factor (dB/m)	Measure Level (dBμV/m)	Limit (dBμV/m)	Margin (dB)	Detector	Polarization
	9143.0	36.5	11.6	48.1	74.0	-25.9	Peak	Horizontal
	10928.0	36.9	13.9	50.8	74.0	-23.2	Peak	Horizontal
*	13724.5	36.7	14.3	51.0	68.2	-17.2	Peak	Horizontal
*	14710.5	35.0	15.1	50.1	68.2	-18.1	Peak	Horizontal
	7315.5	36.6	9.2	45.8	74.0	-28.2	Peak	Vertical
	8029.5	37.8	9.6	47.4	74.0	-26.6	Peak	Vertical
*	10137.5	35.8	13.3	49.1	68.2	-19.1	Peak	Vertical
*	14081.5	36.4	14.8	51.2	68.2	-17.0	Peak	Vertical

Note 1: "*" is not in restricted band, its limit is -27dBm/MHz. At a distance of 3 meters, the field strength limit in dBμV/m can be determined by adding a "conversion" factor of 95.2dB to the EIRP limit of -27dBm/MHz to obtain the limit for out of band spurious emissions.

Note 2: Measure Level (dBμV/m) = Reading Level (dBμV) + Factor (dB/m)

Factor (dB/m) = Cable Loss (dB) + Antenna Factor (dB/m) - Pre_Amplifier Gain (dB)

Test Site	WZ-AC1	Test Engineer	Charles Zhang
Test Date	2022/01/16	Test Mode	802.11a – Channel 157
Remark	1. Average measurement was not performed if peak level lower than average limit. 2. Other frequency was 20dB below limit line within 1-18GHz, there is not show in the report.		

Mark	Frequency (MHz)	Reading Level (dBμV)	Factor (dB/m)	Measure Level (dBμV/m)	Limit (dBμV/m)	Margin (dB)	Detector	Polarization
	7587.5	36.9	8.7	45.6	74.0	-28.4	Peak	Horizontal
	9185.5	35.3	12.0	47.3	74.0	-26.7	Peak	Horizontal
*	10171.5	35.2	13.4	48.6	68.2	-19.6	Peak	Horizontal
*	12840.5	35.7	13.6	49.3	68.2	-18.9	Peak	Horizontal
	7409.0	36.1	9.1	45.2	74.0	-28.8	Peak	Vertical
	8029.5	37.8	9.6	47.4	74.0	-26.6	Peak	Vertical
*	9899.5	35.7	12.8	48.5	68.2	-19.7	Peak	Vertical
*	13129.5	35.0	13.9	48.9	68.2	-19.3	Peak	Vertical

Note 1: "*" is not in restricted band, its limit is -27dBm/MHz. At a distance of 3 meters, the field strength limit in dBμV/m can be determined by adding a "conversion" factor of 95.2dB to the EIRP limit of -27dBm/MHz to obtain the limit for out of band spurious emissions.

Note 2: Measure Level (dBμV/m) = Reading Level (dBμV) + Factor (dB/m)

Factor (dB/m) = Cable Loss (dB) + Antenna Factor (dB/m) - Pre_Amplifier Gain (dB)

Test Site	WZ-AC1	Test Engineer	Charles Zhang
Test Date	2022/01/16	Test Mode	802.11a – Channel 165
Remark	1. Average measurement was not performed if peak level lower than average limit. 2. Other frequency was 20dB below limit line within 1-18GHz, there is not show in the report.		

Mark	Frequency (MHz)	Reading Level (dBμV)	Factor (dB/m)	Measure Level (dBμV/m)	Limit (dBμV/m)	Margin (dB)	Detector	Polarization
	7315.5	36.6	9.2	45.8	74.0	-28.2	Peak	Horizontal
	8038.0	37.2	9.6	46.8	74.0	-27.2	Peak	Horizontal
*	9678.5	35.6	12.7	48.3	68.2	-19.9	Peak	Horizontal
*	14336.5	36.5	15.1	51.6	68.2	-16.6	Peak	Horizontal
	7417.5	36.2	9.0	45.2	74.0	-28.8	Peak	Vertical
	8029.5	36.6	9.6	46.2	74.0	-27.8	Peak	Vertical
*	8956.0	37.0	11.2	48.2	68.2	-20.0	Peak	Vertical
*	13214.5	36.0	14.0	50.0	68.2	-18.2	Peak	Vertical

Note 1: "*" is not in restricted band, its limit is -27dBm/MHz. At a distance of 3 meters, the field strength limit in dBμV/m can be determined by adding a "conversion" factor of 95.2dB to the EIRP limit of -27dBm/MHz to obtain the limit for out of band spurious emissions.

Note 2: Measure Level (dBμV/m) = Reading Level (dBμV) + Factor (dB/m)

Factor (dB/m) = Cable Loss (dB) + Antenna Factor (dB/m) - Pre_Amplifier Gain (dB)

Test Site	WZ-AC1	Test Engineer	Charles Zhang
Test Date	2022/01/16	Test Mode	802.11ac-VHT20 – Channel 36
Remark	1. Average measurement was not performed if peak level lower than average limit. 2. Other frequency was 20dB below limit line within 1-18GHz, there is not show in the report.		

Mark	Frequency (MHz)	Reading Level (dBμV)	Factor (dB/m)	Measure Level (dBμV/m)	Limit (dBμV/m)	Margin (dB)	Detector	Polarization
	7434.5	37.3	8.9	46.2	74.0	-27.8	Peak	Horizontal
	8029.5	37.8	9.6	47.4	74.0	-26.6	Peak	Horizontal
*	10520.0	36.3	13.8	50.1	68.2	-18.1	Peak	Horizontal
*	13512.0	36.9	14.6	51.5	68.2	-16.7	Peak	Horizontal
	7392.0	37.2	9.1	46.3	74.0	-27.7	Peak	Vertical
	8029.5	38.1	9.6	47.7	74.0	-26.3	Peak	Vertical
*	8854.0	36.8	11.3	48.1	68.2	-20.1	Peak	Vertical
*	10265.0	35.8	13.4	49.2	68.2	-19.0	Peak	Vertical

Note 1: "*" is not in restricted band, its limit is -27dBm/MHz. At a distance of 3 meters, the field strength limit in dBμV/m can be determined by adding a "conversion" factor of 95.2dB to the EIRP limit of -27dBm/MHz to obtain the limit for out of band spurious emissions.

Note 2: Measure Level (dBμV/m) = Reading Level (dBμV) + Factor (dB/m)

Factor (dB/m) = Cable Loss (dB) + Antenna Factor (dB/m) - Pre_Amplifier Gain (dB)

Test Site	WZ-AC1	Test Engineer	Charles Zhang
Test Date	2022/01/16	Test Mode	802.11ac-VHT20 – Channel 44
Remark	1. Average measurement was not performed if peak level lower than average limit. 2. Other frequency was 20dB below limit line within 1-18GHz, there is not show in the report.		

Mark	Frequency (MHz)	Reading Level (dBμV)	Factor (dB/m)	Measure Level (dBμV/m)	Limit (dBμV/m)	Margin (dB)	Detector	Polarization
	7375.0	36.9	8.9	45.8	74.0	-28.2	Peak	Horizontal
	8386.5	36.4	9.5	45.9	74.0	-28.1	Peak	Horizontal
*	9925.0	35.9	13.0	48.9	68.2	-19.3	Peak	Horizontal
*	13869.0	35.9	14.4	50.3	68.2	-17.9	Peak	Horizontal
	7477.0	37.1	8.9	46.0	74.0	-28.0	Peak	Vertical
	8046.5	37.3	9.7	47.0	74.0	-27.0	Peak	Vertical
*	8616.0	36.3	10.6	46.9	68.2	-21.3	Peak	Vertical
*	10324.5	35.4	13.6	49.0	68.2	-19.2	Peak	Vertical

Note 1: "*" is not in restricted band, its limit is -27dBm/MHz. At a distance of 3 meters, the field strength limit in dBμV/m can be determined by adding a "conversion" factor of 95.2dB to the EIRP limit of -27dBm/MHz to obtain the limit for out of band spurious emissions.

Note 2: Measure Level (dBμV/m) = Reading Level (dBμV) + Factor (dB/m)

Factor (dB/m) = Cable Loss (dB) + Antenna Factor (dB/m) - Pre_Amplifier Gain (dB)

Test Site	WZ-AC1	Test Engineer	Charles Zhang
Test Date	2022/01/16	Test Mode	802.11ac-VHT20 – Channel 48
Remark	1. Average measurement was not performed if peak level lower than average limit. 2. Other frequency was 20dB below limit line within 1-18GHz, there is not show in the report.		

Mark	Frequency (MHz)	Reading Level (dBμV)	Factor (dB/m)	Measure Level (dBμV/m)	Limit (dBμV/m)	Margin (dB)	Detector	Polarization
	7324.0	37.0	9.2	46.2	74.0	-27.8	Peak	Horizontal
	8029.5	37.9	9.6	47.5	74.0	-26.5	Peak	Horizontal
*	8879.5	36.0	11.3	47.3	68.2	-20.9	Peak	Horizontal
*	10494.5	35.7	13.8	49.5	68.2	-18.7	Peak	Horizontal
	7485.5	36.8	8.9	45.7	74.0	-28.3	Peak	Vertical
	8199.5	37.8	9.6	47.4	74.0	-26.6	Peak	Vertical
*	10579.5	35.3	14.2	49.5	68.2	-18.7	Peak	Vertical
*	14056.0	35.3	14.9	50.2	68.2	-18.0	Peak	Vertical

Note 1: "*" is not in restricted band, its limit is -27dBm/MHz. At a distance of 3 meters, the field strength limit in dBμV/m can be determined by adding a "conversion" factor of 95.2dB to the EIRP limit of -27dBm/MHz to obtain the limit for out of band spurious emissions.

Note 2: Measure Level (dBμV/m) = Reading Level (dBμV) + Factor (dB/m)

Factor (dB/m) = Cable Loss (dB) + Antenna Factor (dB/m) - Pre_Amplifier Gain (dB)

Test Site	WZ-AC1	Test Engineer	Charles Zhang
Test Date	2022/01/16	Test Mode	802.11ac-VHT20 – Channel 149
Remark	1. Average measurement was not performed if peak level lower than average limit. 2. Other frequency was 20dB below limit line within 1-18GHz, there is not show in the report.		

Mark	Frequency (MHz)	Reading Level (dBμV)	Factor (dB/m)	Measure Level (dBμV/m)	Limit (dBμV/m)	Margin (dB)	Detector	Polarization
	7281.5	37.1	9.0	46.1	74.0	-27.9	Peak	Horizontal
	8310.0	36.7	9.5	46.2	74.0	-27.8	Peak	Horizontal
*	10222.5	35.6	13.3	48.9	68.2	-19.3	Peak	Horizontal
*	13503.5	35.4	14.6	50.0	68.2	-18.2	Peak	Horizontal
	7434.5	37.3	8.9	46.2	74.0	-27.8	Peak	Vertical
	8199.5	36.2	9.6	45.8	74.0	-28.2	Peak	Vertical
*	9976.0	35.9	12.9	48.8	68.2	-19.4	Peak	Vertical
*	13503.5	36.2	14.6	50.8	68.2	-17.4	Peak	Vertical

Note 1: "*" is not in restricted band, its limit is -27dBm/MHz. At a distance of 3 meters, the field strength limit in dBμV/m can be determined by adding a "conversion" factor of 95.2dB to the EIRP limit of -27dBm/MHz to obtain the limit for out of band spurious emissions.

Note 2: Measure Level (dBμV/m) = Reading Level (dBμV) + Factor (dB/m)

Factor (dB/m) = Cable Loss (dB) + Antenna Factor (dB/m) - Pre_Amplifier Gain (dB)

Test Site	WZ-AC1	Test Engineer	Charles Zhang
Test Date	2022/01/16	Test Mode	802.11ac-VHT20 – Channel 157
Remark	1. Average measurement was not performed if peak level lower than average limit. 2. Other frequency was 20dB below limit line within 1-18GHz, there is not show in the report.		

Mark	Frequency (MHz)	Reading Level (dBμV)	Factor (dB/m)	Measure Level (dBμV/m)	Limit (dBμV/m)	Margin (dB)	Detector	Polarization
	7596.0	36.3	8.6	44.9	74.0	-29.1	Peak	Horizontal
	9185.5	35.3	12.0	47.3	74.0	-26.7	Peak	Horizontal
*	9984.5	35.3	13.0	48.3	68.2	-19.9	Peak	Horizontal
*	13146.5	36.1	13.9	50.0	68.2	-18.2	Peak	Horizontal
	7732.0	37.1	8.8	45.9	74.0	-28.1	Peak	Vertical
	9100.5	36.4	11.6	48.0	74.0	-26.0	Peak	Vertical
*	10350.0	36.7	13.6	50.3	68.2	-17.9	Peak	Vertical
*	13036.0	35.6	13.8	49.4	68.2	-18.8	Peak	Vertical

Note 1: "*" is not in restricted band, its limit is -27dBm/MHz. At a distance of 3 meters, the field strength limit in dBμV/m can be determined by adding a "conversion" factor of 95.2dB to the EIRP limit of -27dBm/MHz to obtain the limit for out of band spurious emissions.

Note 2: Measure Level (dBμV/m) = Reading Level (dBμV) + Factor (dB/m)

Factor (dB/m) = Cable Loss (dB) + Antenna Factor (dB/m) - Pre_Amplifier Gain (dB)

Test Site	WZ-AC1	Test Engineer	Charles Zhang
Test Date	2022/01/16	Test Mode	802.11ac-VHT20 – Channel 165
Remark	1. Average measurement was not performed if peak level lower than average limit. 2. Other frequency was 20dB below limit line within 1-18GHz, there is not show in the report.		

Mark	Frequency (MHz)	Reading Level (dBμV)	Factor (dB/m)	Measure Level (dBμV/m)	Limit (dBμV/m)	Margin (dB)	Detector	Polarization
	7587.5	37.1	8.7	45.8	74.0	-28.2	Peak	Horizontal
	8395.0	36.9	9.6	46.5	74.0	-27.5	Peak	Horizontal
*	10001.5	35.8	12.8	48.6	68.2	-19.6	Peak	Horizontal
*	13597.0	35.1	14.7	49.8	68.2	-18.4	Peak	Horizontal
	7570.5	36.8	8.8	45.6	74.0	-28.4	Peak	Vertical
	9143.0	36.9	11.6	48.5	74.0	-25.5	Peak	Vertical
*	10239.5	35.3	13.6	48.9	68.2	-19.3	Peak	Vertical
*	13699.0	36.1	14.4	50.5	68.2	-17.7	Peak	Vertical

Note 1: "*" is not in restricted band, its limit is -27dBm/MHz. At a distance of 3 meters, the field strength limit in dBμV/m can be determined by adding a "conversion" factor of 95.2dB to the EIRP limit of -27dBm/MHz to obtain the limit for out of band spurious emissions.

Note 2: Measure Level (dBμV/m) = Reading Level (dBμV) + Factor (dB/m)

Factor (dB/m) = Cable Loss (dB) + Antenna Factor (dB/m) - Pre_Amplifier Gain (dB)

Test Site	WZ-AC1	Test Engineer	Charles Zhang
Test Date	2022/01/16	Test Mode	802.11ac-VHT40 – Channel 38
Remark	1. Average measurement was not performed if peak level lower than average limit. 2. Other frequency was 20dB below limit line within 1-18GHz, there is not show in the report.		

Mark	Frequency (MHz)	Reading Level (dBμV)	Factor (dB/m)	Measure Level (dBμV/m)	Limit (dBμV/m)	Margin (dB)	Detector	Polarization
	7485.5	36.9	8.9	45.8	74.0	-28.2	Peak	Horizontal
	9143.0	35.8	11.6	47.4	74.0	-26.6	Peak	Horizontal
*	10018.5	36.0	13.0	49.0	68.2	-19.2	Peak	Horizontal
*	13852.0	36.1	14.5	50.6	68.2	-17.6	Peak	Horizontal
	7477.0	36.7	8.9	45.6	74.0	-28.4	Peak	Vertical
	9440.5	35.6	12.4	48.0	74.0	-26.0	Peak	Vertical
*	10282.0	35.8	13.5	49.3	68.2	-18.9	Peak	Vertical
*	14005.0	36.0	14.8	50.8	68.2	-17.4	Peak	Vertical

Note 1: "*" is not in restricted band, its limit is -27dBm/MHz. At a distance of 3 meters, the field strength limit in dBμV/m can be determined by adding a "conversion" factor of 95.2dB to the EIRP limit of -27dBm/MHz to obtain the limit for out of band spurious emissions.

Note 2: Measure Level (dBμV/m) = Reading Level (dBμV) + Factor (dB/m)

Factor (dB/m) = Cable Loss (dB) + Antenna Factor (dB/m) - Pre_Amplifier Gain (dB)

Test Site	WZ-AC1	Test Engineer	Charles Zhang
Test Date	2022/01/16	Test Mode	802.11ac-VHT40 – Channel 46
Remark	1. Average measurement was not performed if peak level lower than average limit. 2. Other frequency was 20dB below limit line within 1-18GHz, there is not show in the report.		

Mark	Frequency (MHz)	Reading Level (dBμV)	Factor (dB/m)	Measure Level (dBμV/m)	Limit (dBμV/m)	Margin (dB)	Detector	Polarization
	7392.0	37.2	9.1	46.3	74.0	-27.7	Peak	Horizontal
	9117.5	36.4	11.7	48.1	74.0	-25.9	Peak	Horizontal
*	10010.0	36.1	12.9	49.0	68.2	-19.2	Peak	Horizontal
*	14175.0	36.4	14.9	51.3	68.2	-16.9	Peak	Horizontal
	7511.0	37.0	8.9	45.9	74.0	-28.1	Peak	Vertical
	9177.0	35.3	11.9	47.2	74.0	-26.8	Peak	Vertical
*	9993.0	35.3	13.0	48.3	68.2	-19.9	Peak	Vertical
*	13733.0	36.3	14.3	50.6	68.2	-17.6	Peak	Vertical

Note 1: "*" is not in restricted band, its limit is -27dBm/MHz. At a distance of 3 meters, the field strength limit in dBμV/m can be determined by adding a "conversion" factor of 95.2dB to the EIRP limit of -27dBm/MHz to obtain the limit for out of band spurious emissions.

Note 2: Measure Level (dBμV/m) = Reading Level (dBμV) + Factor (dB/m)

Factor (dB/m) = Cable Loss (dB) + Antenna Factor (dB/m) - Pre_Amplifier Gain (dB)

Test Site	WZ-AC1	Test Engineer	Charles Zhang
Test Date	2022/01/16	Test Mode	802.11ac-VHT40 – Channel 151
Remark	1. Average measurement was not performed if peak level lower than average limit. 2. Other frequency was 20dB below limit line within 1-18GHz, there is not show in the report.		

Mark	Frequency (MHz)	Reading Level (dBμV)	Factor (dB/m)	Measure Level (dBμV/m)	Limit (dBμV/m)	Margin (dB)	Detector	Polarization
	8276.0	36.9	9.5	46.4	74.0	-27.6	Peak	Horizontal
	9092.0	34.1	11.5	45.6	74.0	-28.4	Peak	Horizontal
*	10222.5	35.8	13.3	49.1	68.2	-19.1	Peak	Horizontal
*	13648.0	36.0	14.5	50.5	68.2	-17.7	Peak	Horizontal
	7409.0	36.8	9.1	45.9	74.0	-28.1	Peak	Vertical
	8327.0	37.1	9.4	46.5	74.0	-27.5	Peak	Vertical
*	8769.0	36.3	11.2	47.5	68.2	-20.7	Peak	Vertical
*	9831.5	35.6	12.9	48.5	68.2	-19.7	Peak	Vertical

Note 1: "*" is not in restricted band, its limit is -27dBm/MHz. At a distance of 3 meters, the field strength limit in dBμV/m can be determined by adding a "conversion" factor of 95.2dB to the EIRP limit of -27dBm/MHz to obtain the limit for out of band spurious emissions.

Note 2: Measure Level (dBμV/m) = Reading Level (dBμV) + Factor (dB/m)

Factor (dB/m) = Cable Loss (dB) + Antenna Factor (dB/m) - Pre_Amplifier Gain (dB)

Test Site	WZ-AC1	Test Engineer	Charles Zhang
Test Date	2022/01/16	Test Mode	802.11ac-VHT40 – Channel 159
Remark	1. Average measurement was not performed if peak level lower than average limit. 2. Other frequency was 20dB below limit line within 1-18GHz, there is not show in the report.		

Mark	Frequency (MHz)	Reading Level (dBμV)	Factor (dB/m)	Measure Level (dBμV/m)	Limit (dBμV/m)	Margin (dB)	Detector	Polarization
	7307.0	36.4	9.2	45.6	74.0	-28.4	Peak	Horizontal
	8352.5	36.8	9.5	46.3	74.0	-27.7	Peak	Horizontal
*	8675.5	37.4	10.8	48.2	68.2	-20.0	Peak	Horizontal
*	10188.5	36.2	13.4	49.6	68.2	-18.6	Peak	Horizontal
	7375.0	37.5	8.9	46.4	74.0	-27.6	Peak	Vertical
	8403.5	37.1	9.6	46.7	74.0	-27.3	Peak	Vertical
*	8803.0	35.7	11.2	46.9	68.2	-21.3	Peak	Vertical
*	9908.0	35.4	13.0	48.4	68.2	-19.8	Peak	Vertical

Note 1: "*" is not in restricted band, its limit is -27dBm/MHz. At a distance of 3 meters, the field strength limit in dBμV/m can be determined by adding a "conversion" factor of 95.2dB to the EIRP limit of -27dBm/MHz to obtain the limit for out of band spurious emissions.

Note 2: Measure Level (dBμV/m) = Reading Level (dBμV) + Factor (dB/m)

Factor (dB/m) = Cable Loss (dB) + Antenna Factor (dB/m) - Pre_Amplifier Gain (dB)

Test Site	WZ-AC1	Test Engineer	Charles Zhang
Test Date	2022/01/16	Test Mode	802.11ac-VHT80 – Channel 42
Remark	1. Average measurement was not performed if peak level lower than average limit. 2. Other frequency was 20dB below limit line within 1-18GHz, there is not show in the report.		

Mark	Frequency (MHz)	Reading Level (dBμV)	Factor (dB/m)	Measure Level (dBμV/m)	Limit (dBμV/m)	Margin (dB)	Detector	Polarization
	7383.5	37.0	9.0	46.0	74.0	-28.0	Peak	Horizontal
	8318.5	36.6	9.5	46.1	74.0	-27.9	Peak	Horizontal
*	10545.5	36.6	13.6	50.2	68.2	-18.0	Peak	Horizontal
*	13112.5	36.0	13.8	49.8	68.2	-18.4	Peak	Horizontal
	7732.0	37.3	8.8	46.1	74.0	-27.9	Peak	Vertical
	8352.5	36.0	9.5	45.5	74.0	-28.5	Peak	Vertical
*	8964.5	37.4	11.3	48.7	68.2	-19.5	Peak	Vertical
*	10282.0	36.4	13.5	49.9	68.2	-18.3	Peak	Vertical

Note 1: "*" is not in restricted band, its limit is -27dBm/MHz. At a distance of 3 meters, the field strength limit in dBμV/m can be determined by adding a "conversion" factor of 95.2dB to the EIRP limit of -27dBm/MHz to obtain the limit for out of band spurious emissions.

Note 2: Measure Level (dBμV/m) = Reading Level (dBμV) + Factor (dB/m)

Factor (dB/m) = Cable Loss (dB) + Antenna Factor (dB/m) - Pre_Amplifier Gain (dB)

Test Site	WZ-AC1	Test Engineer	Charles Zhang
Test Date	2022/01/16	Test Mode	802.11ac-VHT80 – Channel 155
Remark	1. Average measurement was not performed if peak level lower than average limit. 2. Other frequency was 20dB below limit line within 1-18GHz, there is not show in the report.		

Mark	Frequency (MHz)	Reading Level (dBμV)	Factor (dB/m)	Measure Level (dBμV/m)	Limit (dBμV/m)	Margin (dB)	Detector	Polarization
	7307.0	36.3	9.2	45.5	74.0	-28.5	Peak	Horizontal
	8344.0	36.3	9.4	45.7	74.0	-28.3	Peak	Horizontal
*	8658.5	38.3	10.8	49.1	68.2	-19.1	Peak	Horizontal
*	10163.0	36.0	13.4	49.4	68.2	-18.8	Peak	Horizontal
	7324.0	36.5	9.2	45.7	74.0	-28.3	Peak	Vertical
	8208.0	36.7	9.7	46.4	74.0	-27.6	Peak	Vertical
*	8692.5	36.4	10.9	47.3	68.2	-20.9	Peak	Vertical
*	10129.0	35.5	13.3	48.8	68.2	-19.4	Peak	Vertical

Note 1: "*" is not in restricted band, its limit is -27dBm/MHz. At a distance of 3 meters, the field strength limit in dBμV/m can be determined by adding a "conversion" factor of 95.2dB to the EIRP limit of -27dBm/MHz to obtain the limit for out of band spurious emissions.

Note 2: Measure Level (dBμV/m) = Reading Level (dBμV) + Factor (dB/m)

Factor (dB/m) = Cable Loss (dB) + Antenna Factor (dB/m) - Pre_Amplifier Gain (dB)

Test Site	WZ-AC1	Test Engineer	Charles Zhang
Test Date	2022/01/16	Test Mode	802.11ax-HE20 – Channel 36
Remark	1. Average measurement was not performed if peak level lower than average limit. 2. Other frequency was 20dB below limit line within 1-18GHz, there is not show in the report.		

Mark	Frequency (MHz)	Reading Level (dBμV)	Factor (dB/m)	Measure Level (dBμV/m)	Limit (dBμV/m)	Margin (dB)	Detector	Polarization
	7324.0	36.0	9.2	45.2	74.0	-28.8	Peak	Horizontal
*	8735.0	34.5	10.9	45.4	68.2	-22.8	Peak	Horizontal
*	10180.0	34.8	13.5	48.3	68.2	-19.9	Peak	Horizontal
	11030.0	35.3	13.7	49.0	74.0	-25.0	Peak	Horizontal
	7341.0	36.4	9.1	45.5	74.0	-28.5	Peak	Vertical
	9440.5	36.4	12.4	48.8	74.0	-25.2	Peak	Vertical
*	9891.0	36.1	12.8	48.9	68.2	-19.3	Peak	Vertical
*	13002.0	35.6	13.9	49.5	68.2	-18.7	Peak	Vertical

Note 1: "*" is not in restricted band, its limit is -27dBm/MHz. At a distance of 3 meters, the field strength limit in dBμV/m can be determined by adding a "conversion" factor of 95.2dB to the EIRP limit of -27dBm/MHz to obtain the limit for out of band spurious emissions.

Note 2: Measure Level (dBμV/m) = Reading Level (dBμV) + Factor (dB/m)

Factor (dB/m) = Cable Loss (dB) + Antenna Factor (dB/m) - Pre_Amplifier Gain (dB)

Test Site	WZ-AC1	Test Engineer	Charles Zhang
Test Date	2022/01/16	Test Mode	802.11ax-HE20 – Channel 44
Remark	1. Average measurement was not performed if peak level lower than average limit. 2. Other frequency was 20dB below limit line within 1-18GHz, there is not show in the report.		

Mark	Frequency (MHz)	Reading Level (dBμV)	Factor (dB/m)	Measure Level (dBμV/m)	Limit (dBμV/m)	Margin (dB)	Detector	Polarization
	7332.5	36.8	9.1	45.9	74.0	-28.1	Peak	Horizontal
	8386.5	36.8	9.5	46.3	74.0	-27.7	Peak	Horizontal
*	8964.5	37.1	11.3	48.4	68.2	-19.8	Peak	Horizontal
*	10316.0	36.1	13.5	49.6	68.2	-18.6	Peak	Horizontal
	7502.5	36.6	8.9	45.5	74.0	-28.5	Peak	Vertical
	8191.0	36.5	9.5	46.0	74.0	-28.0	Peak	Vertical
*	8692.5	34.5	10.9	45.4	68.2	-22.8	Peak	Vertical
*	10027.0	36.1	13.0	49.1	68.2	-19.1	Peak	Vertical

Note 1: "*" is not in restricted band, its limit is -27dBm/MHz. At a distance of 3 meters, the field strength limit in dBμV/m can be determined by adding a "conversion" factor of 95.2dB to the EIRP limit of -27dBm/MHz to obtain the limit for out of band spurious emissions.

Note 2: Measure Level (dBμV/m) = Reading Level (dBμV) + Factor (dB/m)

Factor (dB/m) = Cable Loss (dB) + Antenna Factor (dB/m) - Pre_Amplifier Gain (dB)

Test Site	WZ-AC1	Test Engineer	Charles Zhang
Test Date	2022/01/16	Test Mode	802.11ax-HE20 – Channel 48
Remark	1. Average measurement was not performed if peak level lower than average limit. 2. Other frequency was 20dB below limit line within 1-18GHz, there is not show in the report.		

Mark	Frequency (MHz)	Reading Level (dBμV)	Factor (dB/m)	Measure Level (dBμV/m)	Limit (dBμV/m)	Margin (dB)	Detector	Polarization
	7417.5	36.8	9.0	45.8	74.0	-28.2	Peak	Horizontal
	8208.0	36.7	9.7	46.4	74.0	-27.6	Peak	Horizontal
*	8922.0	36.4	11.3	47.7	68.2	-20.5	Peak	Horizontal
*	10392.5	35.9	13.6	49.5	68.2	-18.7	Peak	Horizontal
*	8021.0	38.5	9.6	48.1	68.2	-20.1	Peak	Vertical
*	10129.0	35.4	13.3	48.7	68.2	-19.5	Peak	Vertical
	11378.5	35.8	13.4	49.2	74.0	-24.8	Peak	Vertical
	15729.6	33.6	13.2	46.8	54.0	-7.2	Average	Vertical
	15730.5	40.1	13.2	53.3	74.0	-20.7	Peak	Vertical

Note 1: "*" is not in restricted band, its limit is -27dBm/MHz. At a distance of 3 meters, the field strength limit in dBμV/m can be determined by adding a "conversion" factor of 95.2dB to the EIRP limit of -27dBm/MHz to obtain the limit for out of band spurious emissions.

Note 2: Measure Level (dBμV/m) = Reading Level (dBμV) + Factor (dB/m)

Factor (dB/m) = Cable Loss (dB) + Antenna Factor (dB/m) - Pre_Amplifier Gain (dB)

Test Site	WZ-AC1	Test Engineer	Charles Zhang
Test Date	2022/01/16	Test Mode	802.11ax-HE20 – Channel 149
Remark	1. Average measurement was not performed if peak level lower than average limit. 2. Other frequency was 20dB below limit line within 1-18GHz, there is not show in the report.		

Mark	Frequency (MHz)	Reading Level (dBμV)	Factor (dB/m)	Measure Level (dBμV/m)	Limit (dBμV/m)	Margin (dB)	Detector	Polarization
	7307.0	36.6	9.2	45.8	74.0	-28.2	Peak	Horizontal
	8276.0	36.7	9.5	46.2	74.0	-27.8	Peak	Horizontal
*	8616.0	38.2	10.6	48.8	68.2	-19.4	Peak	Horizontal
*	9823.0	35.5	12.9	48.4	68.2	-19.8	Peak	Horizontal
	7460.0	36.6	8.8	45.4	74.0	-28.6	Peak	Vertical
	8250.5	37.4	9.4	46.8	74.0	-27.2	Peak	Vertical
*	8803.0	36.7	11.2	47.9	68.2	-20.3	Peak	Vertical
*	10477.5	36.0	13.9	49.9	68.2	-18.3	Peak	Vertical

Note 1: "*" is not in restricted band, its limit is -27dBm/MHz. At a distance of 3 meters, the field strength limit in dBμV/m can be determined by adding a "conversion" factor of 95.2dB to the EIRP limit of -27dBm/MHz to obtain the limit for out of band spurious emissions.

Note 2: Measure Level (dBμV/m) = Reading Level (dBμV) + Factor (dB/m)

Factor (dB/m) = Cable Loss (dB) + Antenna Factor (dB/m) - Pre_Amplifier Gain (dB)

Test Site	WZ-AC1	Test Engineer	Charles Zhang
Test Date	2022/01/16	Test Mode	802.11ax-HE20 – Channel 157
Remark	1. Average measurement was not performed if peak level lower than average limit. 2. Other frequency was 20dB below limit line within 1-18GHz, there is not show in the report.		

Mark	Frequency (MHz)	Reading Level (dBμV)	Factor (dB/m)	Measure Level (dBμV/m)	Limit (dBμV/m)	Margin (dB)	Detector	Polarization
	7502.5	37.3	8.9	46.2	74.0	-27.8	Peak	Horizontal
	8225.0	36.6	9.5	46.1	74.0	-27.9	Peak	Horizontal
*	8675.5	37.8	10.8	48.6	68.2	-19.6	Peak	Horizontal
*	10001.5	36.7	12.8	49.5	68.2	-18.7	Peak	Horizontal
	7341.0	37.6	9.1	46.7	74.0	-27.3	Peak	Vertical
	8293.0	36.2	9.5	45.7	74.0	-28.3	Peak	Vertical
*	8939.0	36.7	11.2	47.9	68.2	-20.3	Peak	Vertical
*	10477.5	35.7	13.9	49.6	68.2	-18.6	Peak	Vertical

Note 1: "*" is not in restricted band, its limit is -27dBm/MHz. At a distance of 3 meters, the field strength limit in dBμV/m can be determined by adding a "conversion" factor of 95.2dB to the EIRP limit of -27dBm/MHz to obtain the limit for out of band spurious emissions.

Note 2: Measure Level (dBμV/m) = Reading Level (dBμV) + Factor (dB/m)

Factor (dB/m) = Cable Loss (dB) + Antenna Factor (dB/m) - Pre_Amplifier Gain (dB)

Test Site	WZ-AC1	Test Engineer	Charles Zhang
Test Date	2022/01/16	Test Mode	802.11ax-HE20 – Channel 165
Remark	1. Average measurement was not performed if peak level lower than average limit. 2. Other frequency was 20dB below limit line within 1-18GHz, there is not show in the report.		

Mark	Frequency (MHz)	Reading Level (dBμV)	Factor (dB/m)	Measure Level (dBμV/m)	Limit (dBμV/m)	Margin (dB)	Detector	Polarization
	7417.5	37.4	9.0	46.4	74.0	-27.6	Peak	Horizontal
	8233.5	36.5	9.4	45.9	74.0	-28.1	Peak	Horizontal
*	8735.0	38.1	10.9	49.0	68.2	-19.2	Peak	Horizontal
*	10239.5	36.0	13.6	49.6	68.2	-18.6	Peak	Horizontal
	7511.0	37.7	8.9	46.6	74.0	-27.4	Peak	Vertical
	8259.0	36.5	9.5	46.0	74.0	-28.0	Peak	Vertical
*	8896.5	36.0	11.2	47.2	68.2	-21.0	Peak	Vertical
*	10596.5	35.7	13.8	49.5	68.2	-18.7	Peak	Vertical

Note 1: "*" is not in restricted band, its limit is -27dBm/MHz. At a distance of 3 meters, the field strength limit in dBμV/m can be determined by adding a "conversion" factor of 95.2dB to the EIRP limit of -27dBm/MHz to obtain the limit for out of band spurious emissions.

Note 2: Measure Level (dBμV/m) = Reading Level (dBμV) + Factor (dB/m)

Factor (dB/m) = Cable Loss (dB) + Antenna Factor (dB/m) - Pre_Amplifier Gain (dB)

Test Site	WZ-AC1	Test Engineer	Charles Zhang
Test Date	2022/01/16	Test Mode	802.11ax-HE40 – Channel 38
Remark	1. Average measurement was not performed if peak level lower than average limit. 2. Other frequency was 20dB below limit line within 1-18GHz, there is not show in the report.		

Mark	Frequency (MHz)	Reading Level (dBμV)	Factor (dB/m)	Measure Level (dBμV/m)	Limit (dBμV/m)	Margin (dB)	Detector	Polarization
	7366.5	36.8	8.9	45.7	74.0	-28.3	Peak	Horizontal
	8208.0	36.3	9.7	46.0	74.0	-28.0	Peak	Horizontal
*	8828.5	36.5	11.1	47.6	68.2	-20.6	Peak	Horizontal
*	10435.0	35.2	13.7	48.9	68.2	-19.3	Peak	Horizontal
	8114.5	36.3	9.6	45.9	74.0	-28.1	Peak	Vertical
	8845.5	35.8	11.2	47.0	68.2	-21.2	Peak	Vertical
*	10477.5	35.6	13.9	49.5	68.2	-18.7	Peak	Vertical
*	10970.5	35.8	13.7	49.5	74.0	-24.5	Peak	Vertical

Note 1: "*" is not in restricted band, its limit is -27dBm/MHz. At a distance of 3 meters, the field strength limit in dBμV/m can be determined by adding a "conversion" factor of 95.2dB to the EIRP limit of -27dBm/MHz to obtain the limit for out of band spurious emissions.

Note 2: Measure Level (dBμV/m) = Reading Level (dBμV) + Factor (dB/m)

Factor (dB/m) = Cable Loss (dB) + Antenna Factor (dB/m) - Pre_Amplifier Gain (dB)

Test Site	WZ-AC1	Test Engineer	Charles Zhang
Test Date	2022/01/16	Test Mode	802.11ax-HE40 – Channel 46
Remark	1. Average measurement was not performed if peak level lower than average limit. 2. Other frequency was 20dB below limit line within 1-18GHz, there is not show in the report.		

Mark	Frequency (MHz)	Reading Level (dBμV)	Factor (dB/m)	Measure Level (dBμV/m)	Limit (dBμV/m)	Margin (dB)	Detector	Polarization
	7400.5	36.4	9.1	45.5	74.0	-28.5	Peak	Horizontal
	8454.5	36.8	10.0	46.8	74.0	-27.2	Peak	Horizontal
*	8896.5	36.3	11.2	47.5	68.2	-20.7	Peak	Horizontal
*	10129.0	35.3	13.3	48.6	68.2	-19.6	Peak	Horizontal
	7392.0	36.2	9.1	45.3	74.0	-28.7	Peak	Vertical
	8310.0	36.4	9.5	45.9	74.0	-28.1	Peak	Vertical
*	8964.5	36.8	11.3	48.1	68.2	-20.1	Peak	Vertical
*	10137.5	35.8	13.3	49.1	68.2	-19.1	Peak	Vertical

Note 1: "*" is not in restricted band, its limit is -27dBm/MHz. At a distance of 3 meters, the field strength limit in dBμV/m can be determined by adding a "conversion" factor of 95.2dB to the EIRP limit of -27dBm/MHz to obtain the limit for out of band spurious emissions.

Note 2: Measure Level (dBμV/m) = Reading Level (dBμV) + Factor (dB/m)

Factor (dB/m) = Cable Loss (dB) + Antenna Factor (dB/m) - Pre_Amplifier Gain (dB)

Test Site	WZ-AC1	Test Engineer	Charles Zhang
Test Date	2022/01/16	Test Mode	802.11ax-HE40 – Channel 151
Remark	1. Average measurement was not performed if peak level lower than average limit. 2. Other frequency was 20dB below limit line within 1-18GHz, there is not show in the report.		

Mark	Frequency (MHz)	Reading Level (dBμV)	Factor (dB/m)	Measure Level (dBμV/m)	Limit (dBμV/m)	Margin (dB)	Detector	Polarization
	7400.5	36.9	9.1	46.0	74.0	-28.0	Peak	Horizontal
	8267.5	36.9	9.5	46.4	74.0	-27.6	Peak	Horizontal
*	8862.5	36.0	11.3	47.3	68.2	-20.9	Peak	Horizontal
*	10477.5	35.1	13.9	49.0	68.2	-19.2	Peak	Horizontal
	7400.5	36.3	9.1	45.4	74.0	-28.6	Peak	Vertical
	8403.5	36.0	9.6	45.6	74.0	-28.4	Peak	Vertical
*	8845.5	35.8	11.2	47.0	68.2	-21.2	Peak	Vertical
*	10163.0	35.1	13.4	48.5	68.2	-19.7	Peak	Vertical

Note 1: "*" is not in restricted band, its limit is -27dBm/MHz. At a distance of 3 meters, the field strength limit in dBμV/m can be determined by adding a "conversion" factor of 95.2dB to the EIRP limit of -27dBm/MHz to obtain the limit for out of band spurious emissions.

Note 2: Measure Level (dBμV/m) = Reading Level (dBμV) + Factor (dB/m)

Factor (dB/m) = Cable Loss (dB) + Antenna Factor (dB/m) - Pre_Amplifier Gain (dB)

Test Site	WZ-AC1	Test Engineer	Charles Zhang
Test Date	2022/01/16	Test Mode	802.11ax-HE40 – Channel 159
Remark	1. Average measurement was not performed if peak level lower than average limit. 2. Other frequency was 20dB below limit line within 1-18GHz, there is not show in the report.		

Mark	Frequency (MHz)	Reading Level (dBμV)	Factor (dB/m)	Measure Level (dBμV/m)	Limit (dBμV/m)	Margin (dB)	Detector	Polarization
	7324.0	36.6	9.2	45.8	74.0	-28.2	Peak	Horizontal
	8361.0	36.1	9.6	45.7	74.0	-28.3	Peak	Horizontal
*	8820.0	36.2	11.2	47.4	68.2	-20.8	Peak	Horizontal
*	10503.0	35.4	13.7	49.1	68.2	-19.1	Peak	Horizontal
	7392.0	38.0	9.1	47.1	74.0	-26.9	Peak	Vertical
	8463.0	36.4	10.0	46.4	74.0	-27.6	Peak	Vertical
*	8845.5	35.9	11.2	47.1	68.2	-21.1	Peak	Vertical
*	10299.0	35.5	13.5	49.0	68.2	-19.2	Peak	Vertical

Note 1: "*" is not in restricted band, its limit is -27dBm/MHz. At a distance of 3 meters, the field strength limit in dBμV/m can be determined by adding a "conversion" factor of 95.2dB to the EIRP limit of -27dBm/MHz to obtain the limit for out of band spurious emissions.

Note 2: Measure Level (dBμV/m) = Reading Level (dBμV) + Factor (dB/m)

Factor (dB/m) = Cable Loss (dB) + Antenna Factor (dB/m) - Pre_Amplifier Gain (dB)

Test Site	WZ-AC1	Test Engineer	Charles Zhang
Test Date	2022/01/16	Test Mode	802.11ax-HE80 – Channel 42
Remark	1. Average measurement was not performed if peak level lower than average limit. 2. Other frequency was 20dB below limit line within 1-18GHz, there is not show in the report.		

Mark	Frequency (MHz)	Reading Level (dBμV)	Factor (dB/m)	Measure Level (dBμV/m)	Limit (dBμV/m)	Margin (dB)	Detector	Polarization
	7392.0	37.0	9.1	46.1	74.0	-27.9	Peak	Horizontal
	8199.5	35.9	9.6	45.5	74.0	-28.5	Peak	Horizontal
*	8786.0	35.8	11.2	47.0	68.2	-21.2	Peak	Horizontal
*	10256.5	35.9	13.3	49.2	68.2	-19.0	Peak	Horizontal
	7451.5	36.6	8.9	45.5	74.0	-28.5	Peak	Vertical
	8225.0	36.4	9.5	45.9	74.0	-28.1	Peak	Vertical
*	8922.0	35.8	11.3	47.1	68.2	-21.1	Peak	Vertical
*	10290.5	35.1	13.5	48.6	68.2	-19.6	Peak	Vertical

Note 1: "*" is not in restricted band, its limit is -27dBm/MHz. At a distance of 3 meters, the field strength limit in dBμV/m can be determined by adding a "conversion" factor of 95.2dB to the EIRP limit of -27dBm/MHz to obtain the limit for out of band spurious emissions.

Note 2: Measure Level (dBμV/m) = Reading Level (dBμV) + Factor (dB/m)

Factor (dB/m) = Cable Loss (dB) + Antenna Factor (dB/m) - Pre_Amplifier Gain (dB)

Test Site	WZ-AC1	Test Engineer	Charles Zhang
Test Date	2022/01/16	Test Mode	802.11ax-HE80 – Channel 155
Remark	1. Average measurement was not performed if peak level lower than average limit. 2. Other frequency was 20dB below limit line within 1-18GHz, there is not show in the report.		

Mark	Frequency (MHz)	Reading Level (dBμV)	Factor (dB/m)	Measure Level (dBμV/m)	Limit (dBμV/m)	Margin (dB)	Detector	Polarization
	7434.5	36.9	8.9	45.8	74.0	-28.2	Peak	Horizontal
	8089.0	36.9	9.5	46.4	74.0	-27.6	Peak	Horizontal
*	8922.0	36.3	11.3	47.6	68.2	-20.6	Peak	Horizontal
*	10248.0	35.7	13.5	49.2	68.2	-19.0	Peak	Horizontal
	7553.5	37.4	8.7	46.1	74.0	-27.9	Peak	Vertical
	8157.0	35.9	9.5	45.4	74.0	-28.6	Peak	Vertical
*	8896.5	36.7	11.2	47.9	68.2	-20.3	Peak	Vertical
*	10409.5	35.6	13.7	49.3	68.2	-18.9	Peak	Vertical

Note 1: "*" is not in restricted band, its limit is -27dBm/MHz. At a distance of 3 meters, the field strength limit in dBμV/m can be determined by adding a "conversion" factor of 95.2dB to the EIRP limit of -27dBm/MHz to obtain the limit for out of band spurious emissions.

Note 2: Measure Level (dBμV/m) = Reading Level (dBμV) + Factor (dB/m)

Factor (dB/m) = Cable Loss (dB) + Antenna Factor (dB/m) - Pre_Amplifier Gain (dB)

The Result of Radiated Emission below 1GHz:

Site: WZ-AC1	Time: 2022/01/27 - 20:05
Temperature: 18.1°C	Humidity: 44%
Limit: FCC_Part15.209_RSE(3m)	Engineer: Lucas Wang
Probe: WZ-AC1_VULB 9168 _30-1000MHz	Polarity: Horizontal
EUT: HOME HUB 4000	Power: AC 120V/60Hz
Test Mode: Transmit by 802.11a at Channel 5745MHz	

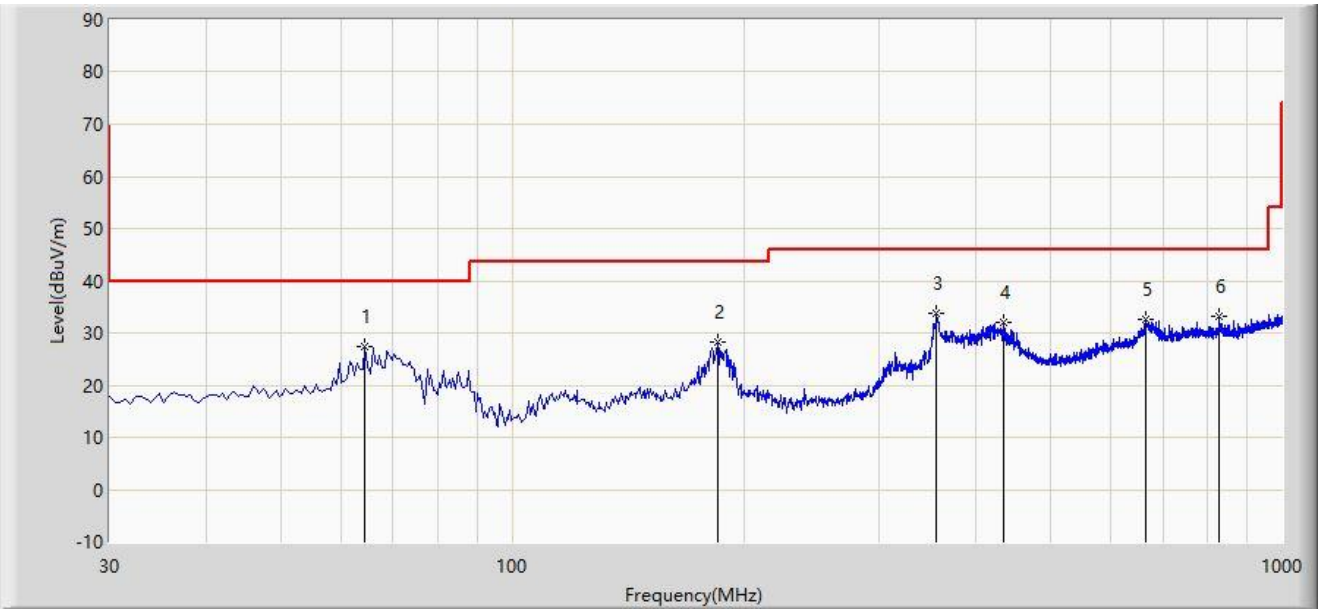

No	Flag	Mark	Frequency (MHz)	Measure Level (dBμV/m)	Reading Level (dBμV)	Margin (dB)	Limit (dBμV/m)	Factor (dB/m)	Type
1			64.435	27.386	10.373	-12.614	40.000	17.013	PK
2			184.715	28.234	12.594	-15.266	43.500	15.640	PK
3		*	355.920	33.664	14.181	-12.336	46.000	19.483	PK
4			434.490	32.091	10.191	-13.909	46.000	21.900	PK
5			666.320	32.660	6.212	-13.340	46.000	26.448	PK
6			829.765	33.131	4.100	-12.869	46.000	29.030	PK

Note 1: Measure Level (dBμV/m) = Reading Level (dBμV) + Factor (dB/m)

Factor (dB/m) = Cable Loss (dB) + Antenna Factor (dB/m)

Note 2: The amplitude of radiated emissions (frequency range from 9kHz ~ 30MHz, 18GHz to 40GHz) is that proximity to ambient noise, which also are attenuated more than 20 dB below the permissible value. Therefore, the data is not presented in the report.

Site: WZ-AC1	Time: 2022/01/27 - 20:10
Temperature: 18.1°C	Humidity: 44%
Limit: FCC_Part15.209_RSE(3m)	Engineer: Lucas Wang
Probe: WZ-AC1_VULB 9168 _30-1000MHz	Polarity: Vertical
EUT: HOME HUB 4000	Power: AC 120V/60Hz
Test Mode: Transmit by 802.11a at Channel 5745MHz	

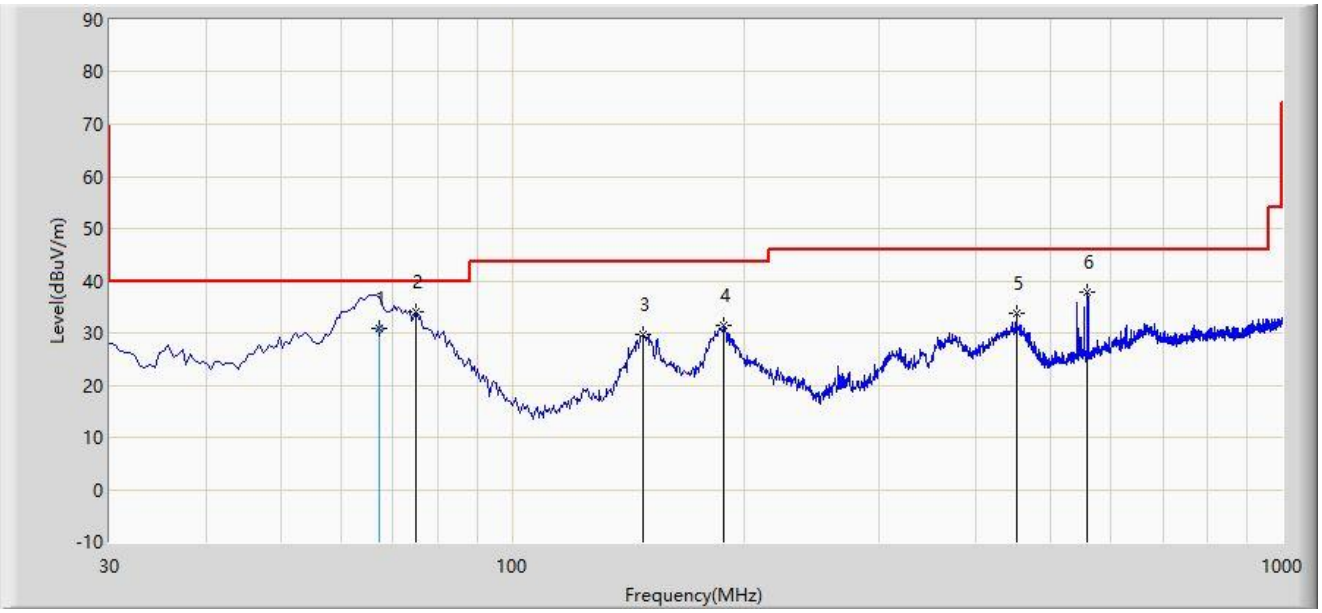

No	Flag	Mark	Frequency (MHz)	Measure Level (dBμV/m)	Reading Level (dBμV)	Margin (dB)	Limit (dBμV/m)	Factor (dB/m)	Type
1			67.120	31.002	14.500	-8.998	40.000	16.502	QP
2		*	75.105	34.040	19.248	-5.960	40.000	14.792	PK
3			147.855	29.656	11.654	-13.844	43.500	18.002	PK
4			188.595	31.534	16.405	-11.966	43.500	15.128	PK
5			451.950	33.702	11.433	-12.298	46.000	22.269	PK
6			559.135	37.951	13.762	-8.049	46.000	24.189	PK

Note 1: Measure Level (dBμV/m) = Reading Level (dBμV) + Factor (dB/m)

Factor (dB/m) = Cable Loss (dB) + Antenna Factor (dB/m)

Note 2: The amplitude of radiated emissions (frequency range from 9kHz ~ 30MHz, 18GHz to 40GHz) is that proximity to ambient noise, which also are attenuated more than 20 dB below the permissible value. Therefore, the data is not presented in the report.

A.8 Radiated Restricted Band Edge Test Result

Site: WZ-AC1	Time: 2022/01/11 - 11:29
Limit: FCC_Part15_Band Edge(3m)	Engineer: Charles Zhang
Probe: WZ-AC1_BBHA9120D_1-18GHz	Polarity: Horizontal
EUT: Giga Hub	Power: AC 120V/60Hz
Test Mode: Transmit by 802.11a at Channel 5180MHz	

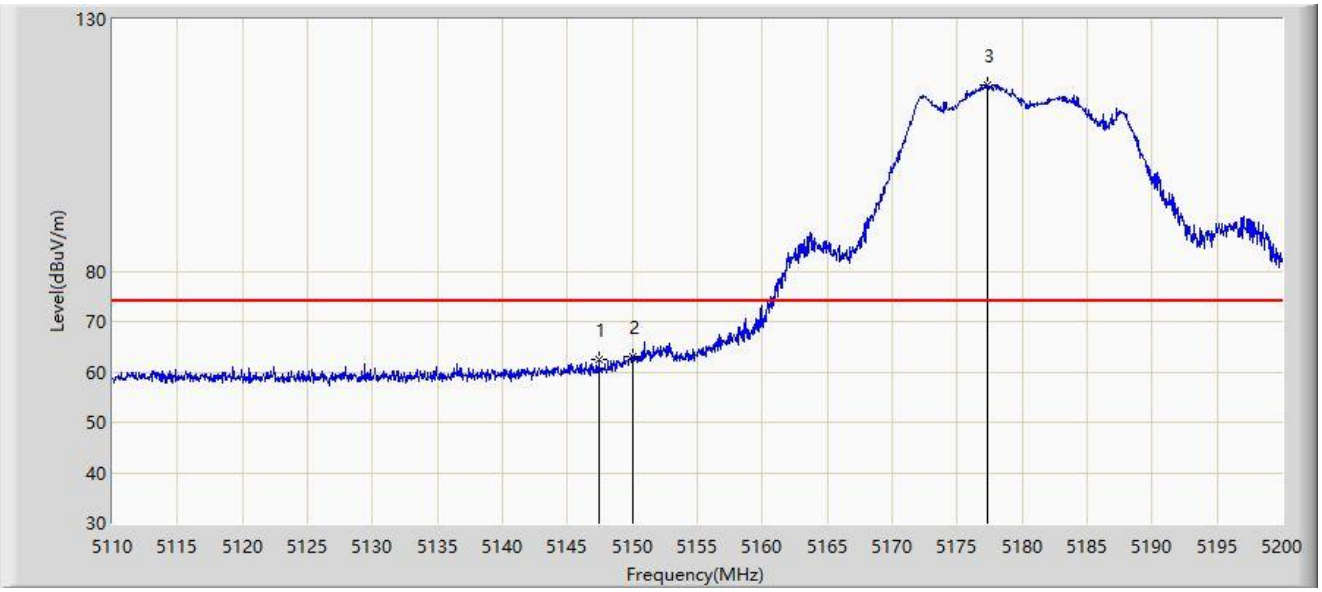

No	Flag	Mark	Frequency (MHz)	Measure Level (dBμV/m)	Reading Level (dBμV)	Margin (dB)	Limit (dBμV/m)	Factor (dB/m)	Type
1			5147.395	62.418	57.635	-11.582	74.000	4.783	PK
2			5150.000	62.919	58.126	-11.081	74.000	4.793	PK
3		*	5177.320	117.002	112.067	N/A	N/A	4.935	PK

Note: Measure Level (dBμV/m) = Reading Level (dBμV) + Factor (dB/m)

Factor (dB/m) = Cable Loss (dB) + Antenna Factor (dB/m) - Pre_Amplifier Gain (dB)

Site: WZ-AC1	Time: 2022/01/11 - 11:26
Limit: FCC_Part15_Band Edge(3m)	Engineer: Charles Zhang
Probe: WZ-AC1_BBHA9120D_1-18GHz	Polarity: Horizontal
EUT: Giga Hub	Power: AC 120V/60Hz
Test Mode: Transmit by 802.11a at Channel 5180MHz	

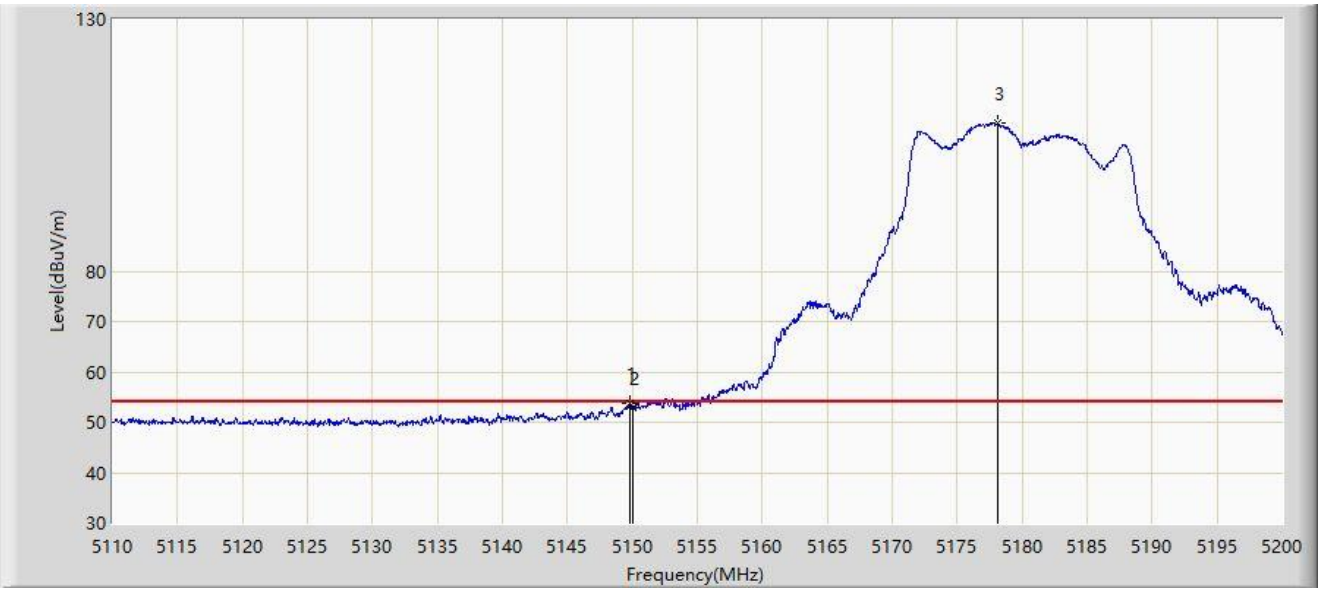

No	Flag	Mark	Frequency (MHz)	Measure Level (dBμV/m)	Reading Level (dBμV)	Margin (dB)	Limit (dBμV/m)	Factor (dB/m)	Type
1			5149.825	53.691	48.899	-0.309	54.000	4.791	AV
2			5150.000	52.940	48.147	-1.060	54.000	4.793	AV
3	X	*	5178.130	109.373	104.441	N/A	N/A	4.933	AV

Note: Measure Level (dBμV/m) = Reading Level (dBμV) + Factor (dB/m)

Factor (dB/m) = Cable Loss (dB) + Antenna Factor (dB/m) - Pre_Amplifier Gain (dB)

Site: WZ-AC1	Time: 2022/01/11 - 11:29
Limit: FCC_Part15_Band Edge(3m)	Engineer: Charles Zhang
Probe: WZ-AC1_BBHA9120D_1-18GHz	Polarity: Vertical
EUT: Giga Hub	Power: AC 120V/60Hz
Test Mode: Transmit by 802.11a at Channel 5180MHz	

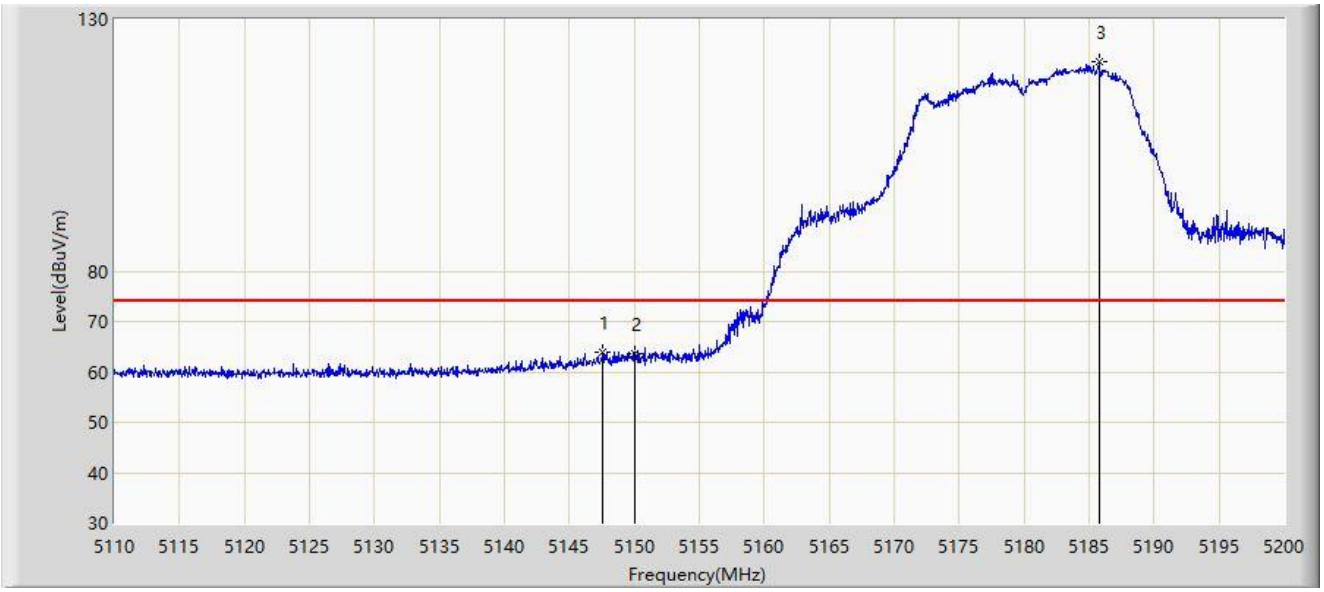

No	Flag	Mark	Frequency (MHz)	Measure Level (dBμV/m)	Reading Level (dBμV)	Margin (dB)	Limit (dBμV/m)	Factor (dB/m)	Type
1			5147.575	63.899	59.117	-10.101	74.000	4.783	PK
2			5150.000	63.713	58.920	-10.287	74.000	4.793	PK
3		*	5185.735	121.565	116.673	N/A	N/A	4.892	PK

Note: Measure Level (dBμV/m) = Reading Level (dBμV) + Factor (dB/m)

Factor (dB/m) = Cable Loss (dB) + Antenna Factor (dB/m) - Pre_Amplifier Gain (dB)

Site: WZ-AC1	Time: 2022/01/11 - 11:38
Limit: FCC_Part15_Band Edge(3m)	Engineer: Charles Zhang
Probe: WZ-AC1_BBHA9120D_1-18GHz	Polarity: Vertical
EUT: Giga Hub	Power: AC 120V/60Hz
Test Mode: Transmit by 802.11a at Channel 5180MHz	

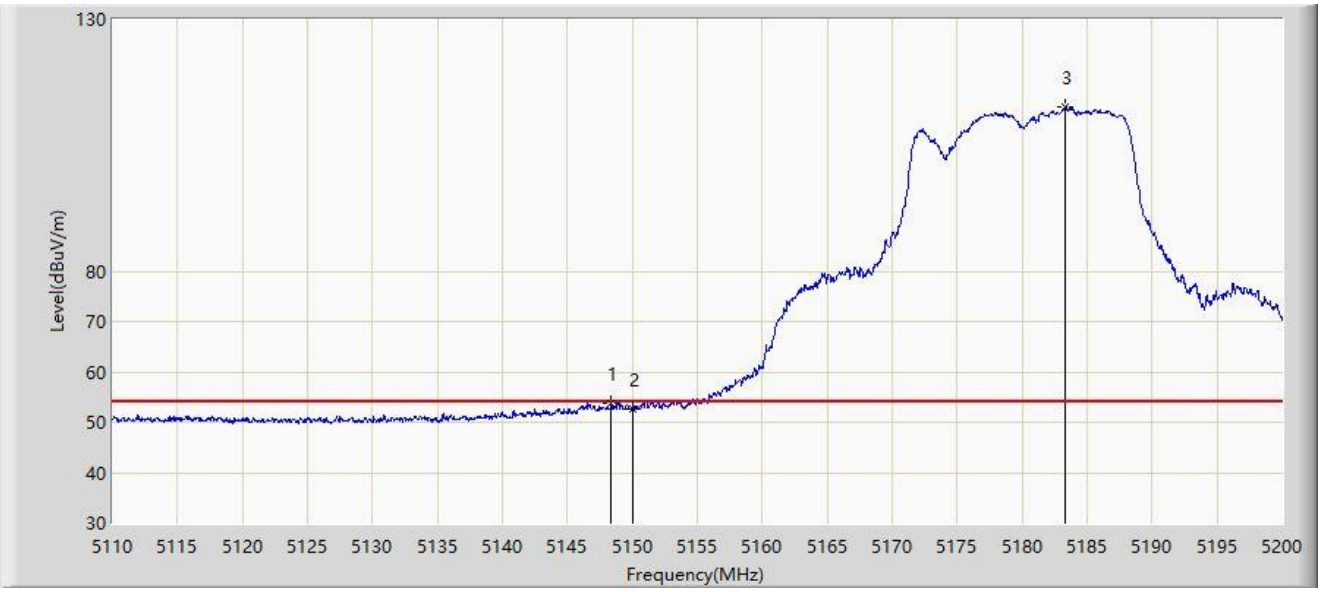

No	Flag	Mark	Frequency (MHz)	Measure Level (dBμV/m)	Reading Level (dBμV)	Margin (dB)	Limit (dBμV/m)	Factor (dB/m)	Type
1			5148.340	53.889	49.106	-0.111	54.000	4.783	AV
2			5150.000	52.702	47.909	-1.298	54.000	4.793	AV
3	X	*	5183.350	112.605	107.694	N/A	N/A	4.911	AV

Note: Measure Level (dBμV/m) = Reading Level (dBμV) + Factor (dB/m)

Factor (dB/m) = Cable Loss (dB) + Antenna Factor (dB/m) - Pre_Amplifier Gain (dB)

Site: WZ-AC1	Time: 2022/01/12 - 21:13
Limit: FCC_Part15.407_Band Edge(3m)	Engineer: Charles Zhang
Probe: WZ-AC1_BBHA9120D_1-18GHz	Polarity: Horizontal
EUT: Giga Hub	Power: AC 120V/60Hz
Test Mode: Transmit by 802.11a at Channel 5745MHz	

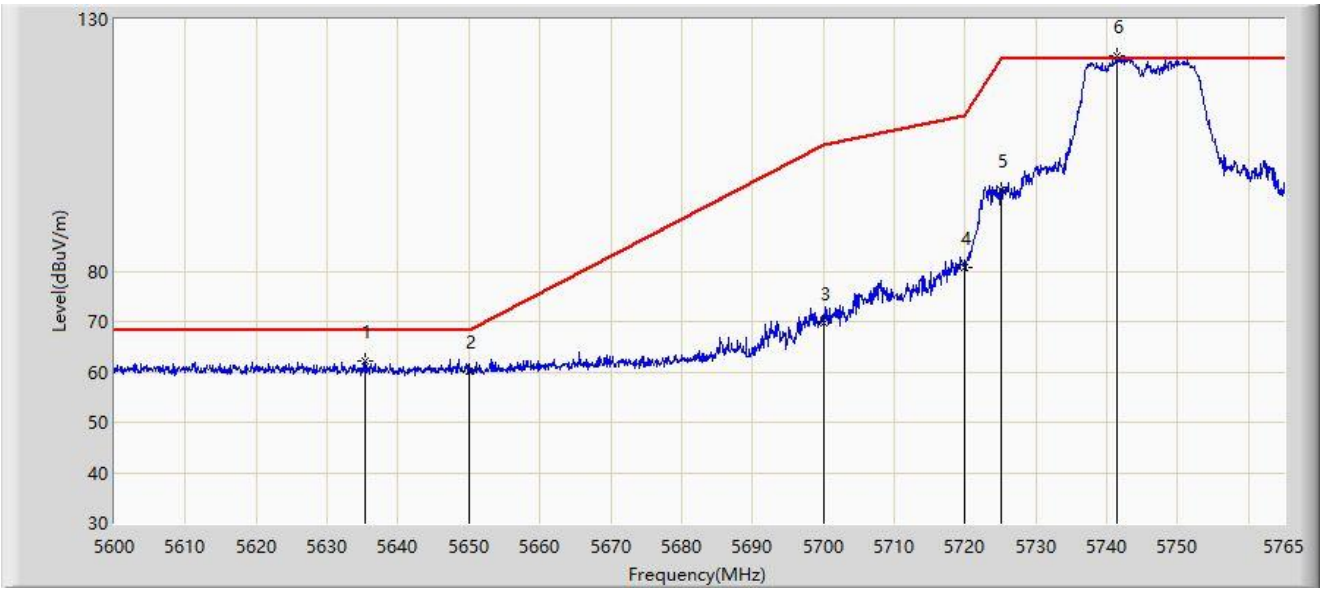

No	Flag	Mark	Frequency (MHz)	Measure Level (dBμV/m)	Reading Level (dBμV)	Margin (dB)	Limit (dBμV/m)	Factor (dB/m)	Type
1			5635.393	62.106	57.257	-6.094	68.200	4.849	PK
2			5650.000	60.179	55.312	-8.021	68.200	4.867	PK
3			5700.000	69.754	64.535	-35.446	105.200	5.219	PK
4			5720.000	80.637	75.406	-30.163	110.800	5.231	PK
5			5725.000	96.074	90.834	-26.126	122.200	5.241	PK
6		*	5741.487	122.646	117.373	N/A	N/A	5.272	PK

Note: Measure Level (dBμV/m) = Reading Level (dBμV) + Factor (dB/m)

Factor (dB/m) = Cable Loss (dB) + Antenna Factor (dB/m) - Pre_Amplifier Gain (dB)

Site: WZ-AC1	Time: 2022/01/12 - 21:19
Limit: FCC_Part15.407_Band Edge(3m)	Engineer: Charles Zhang
Probe: WZ-AC1_BBHA9120D_1-18GHz	Polarity: Vertical
EUT: Giga Hub	Power: AC 120V/60Hz
Test Mode: Transmit by 802.11a at Channel 5745MHz	

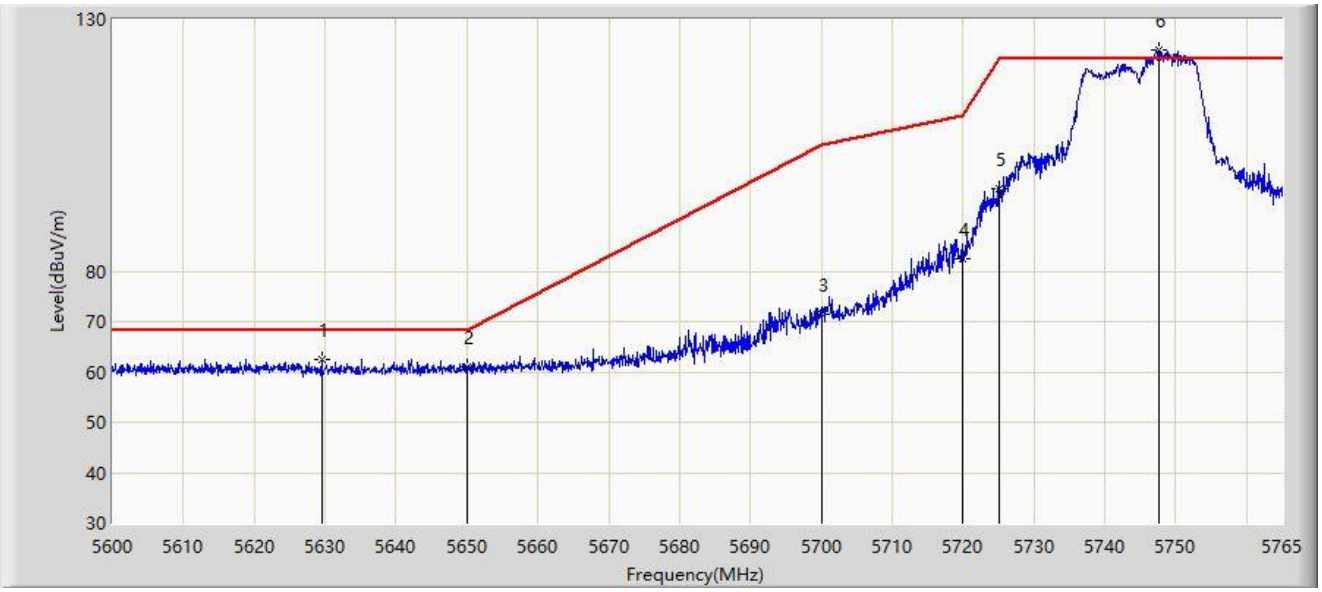

No	Flag	Mark	Frequency (MHz)	Measure Level (dBμV/m)	Reading Level (dBμV)	Margin (dB)	Limit (dBμV/m)	Factor (dB/m)	Type
1			5629.535	62.367	57.429	-5.833	68.200	4.938	PK
2			5650.000	61.085	56.218	-7.115	68.200	4.867	PK
3			5700.000	71.310	66.091	-33.890	105.200	5.219	PK
4			5720.000	82.454	77.223	-28.346	110.800	5.231	PK
5			5725.000	96.314	91.074	-25.886	122.200	5.241	PK
6		*	5747.675	124.031	118.708	N/A	N/A	5.323	PK

Note: Measure Level (dBμV/m) = Reading Level (dBμV) + Factor (dB/m)

Factor (dB/m) = Cable Loss (dB) + Antenna Factor (dB/m) - Pre_Amplifier Gain (dB)

Site: WZ-AC1	Time: 2022/01/11 - 21:03
Limit: FCC_Part15.407_Band Edge(3m)	Engineer: Charles Zhang
Probe: WZ-AC1_BBHA9120D_1-18GHz	Polarity: Horizontal
EUT: Giga Hub	Power: AC 120V/60Hz
Test Mode: Transmit by 802.11a at Channel 5825MHz	

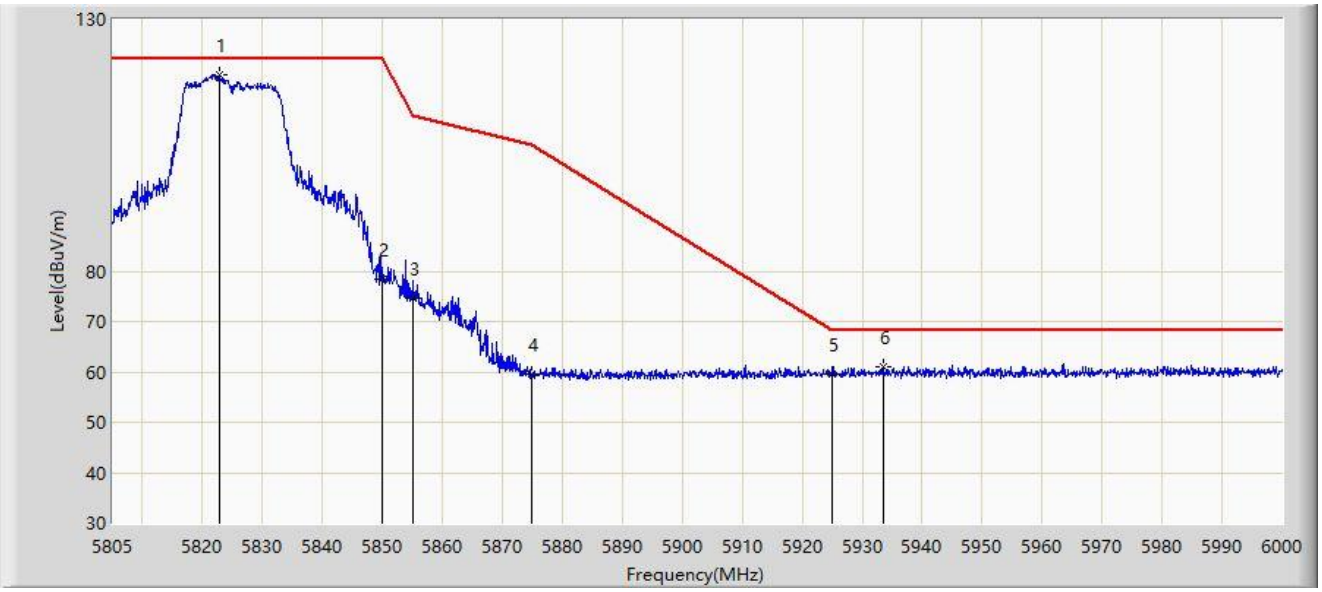

No	Flag	Mark	Frequency (MHz)	Measure Level (dBμV/m)	Reading Level (dBμV)	Margin (dB)	Limit (dBμV/m)	Factor (dB/m)	Type
1		*	5822.745	118.981	113.380	N/A	N/A	5.601	PK
2			5850.000	78.290	72.573	-43.910	122.200	5.716	PK
3			5855.000	74.571	68.858	-36.229	110.800	5.713	PK
4			5875.000	59.691	54.011	-45.509	105.200	5.680	PK
5			5925.000	59.684	53.731	-8.516	68.200	5.953	PK
6			5933.505	61.000	55.083	-7.200	68.200	5.916	PK

Note: Measure Level (dBμV/m) = Reading Level (dBμV) + Factor (dB/m)

Factor (dB/m) = Cable Loss (dB) + Antenna Factor (dB/m) - Pre_Amplifier Gain (dB)

Site: WZ-AC1	Time: 2022/01/11 - 20:58
Limit: FCC_Part15.407_Band Edge(3m)	Engineer: Charles Zhang
Probe: WZ-AC1_BBHA9120D_1-18GHz	Polarity: Vertical
EUT: Giga Hub	Power: AC 120V/60Hz
Test Mode: Transmit by 802.11a at Channel 5825MHz	

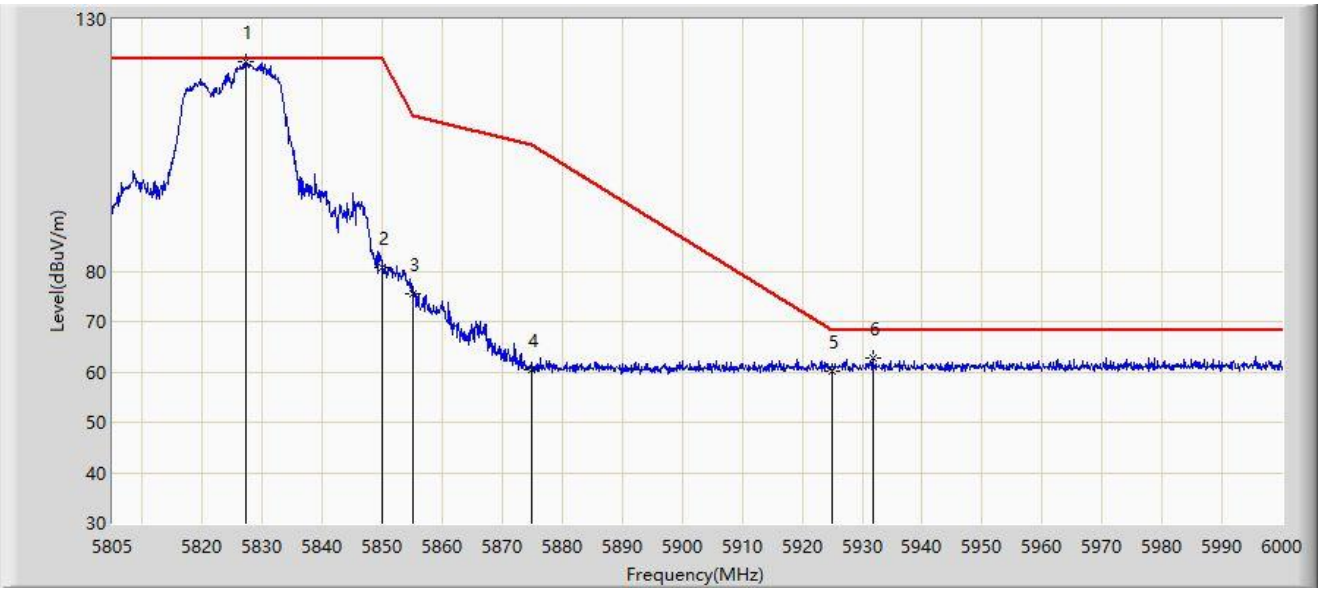

No	Flag	Mark	Frequency (MHz)	Measure Level (dBμV/m)	Reading Level (dBμV)	Margin (dB)	Limit (dBμV/m)	Factor (dB/m)	Type
1		*	5827.132	121.483	115.856	N/A	N/A	5.627	PK
2			5850.000	80.742	75.025	-41.458	122.200	5.716	PK
3			5855.000	75.572	69.859	-35.228	110.800	5.713	PK
4			5875.000	60.568	54.888	-44.632	105.200	5.680	PK
5			5925.000	60.100	54.147	-8.100	68.200	5.953	PK
6			5931.750	62.785	56.849	-5.415	68.200	5.935	PK

Note: Measure Level (dBμV/m) = Reading Level (dBμV) + Factor (dB/m)

Factor (dB/m) = Cable Loss (dB) + Antenna Factor (dB/m) - Pre_Amplifier Gain (dB)

Site: WZ-AC1	Time: 2022/01/11 - 20:54
Limit: FCC_Part15_Band Edge(3m)	Engineer: Charles Zhang
Probe: WZ-AC1_BBHA9120D_1-18GHz	Polarity: Horizontal
EUT: Giga Hub	Power: AC 120V/60Hz
Test Mode: Transmit by 802.11ac-VHT20 at Channel 5180MHz	

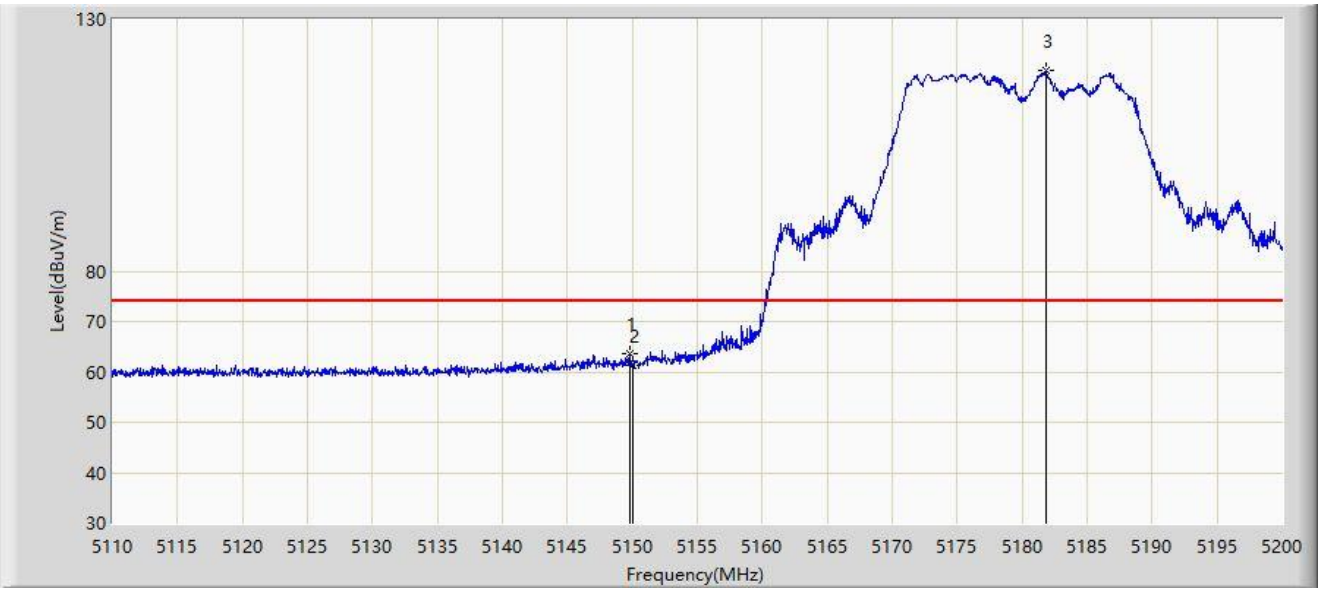

No	Flag	Mark	Frequency (MHz)	Measure Level (dBμV/m)	Reading Level (dBμV)	Margin (dB)	Limit (dBμV/m)	Factor (dB/m)	Type
1			5149.780	63.516	58.725	-10.484	74.000	4.791	PK
2			5150.000	61.431	56.638	-12.569	74.000	4.793	PK
3		*	5181.820	119.940	115.017	N/A	N/A	4.922	PK

Note: Measure Level (dBμV/m) = Reading Level (dBμV) + Factor (dB/m)

Factor (dB/m) = Cable Loss (dB) + Antenna Factor (dB/m) - Pre_Amplifier Gain (dB)

Site: WZ-AC1	Time: 2022/01/11 - 20:47
Limit: FCC_Part15_Band Edge(3m)	Engineer: Charles Zhang
Probe: WZ-AC1_BBHA9120D_1-18GHz	Polarity: Horizontal
EUT: Giga Hub	Power: AC 120V/60Hz
Test Mode: Transmit by 802.11ac-VHT20 at Channel 5180MHz	

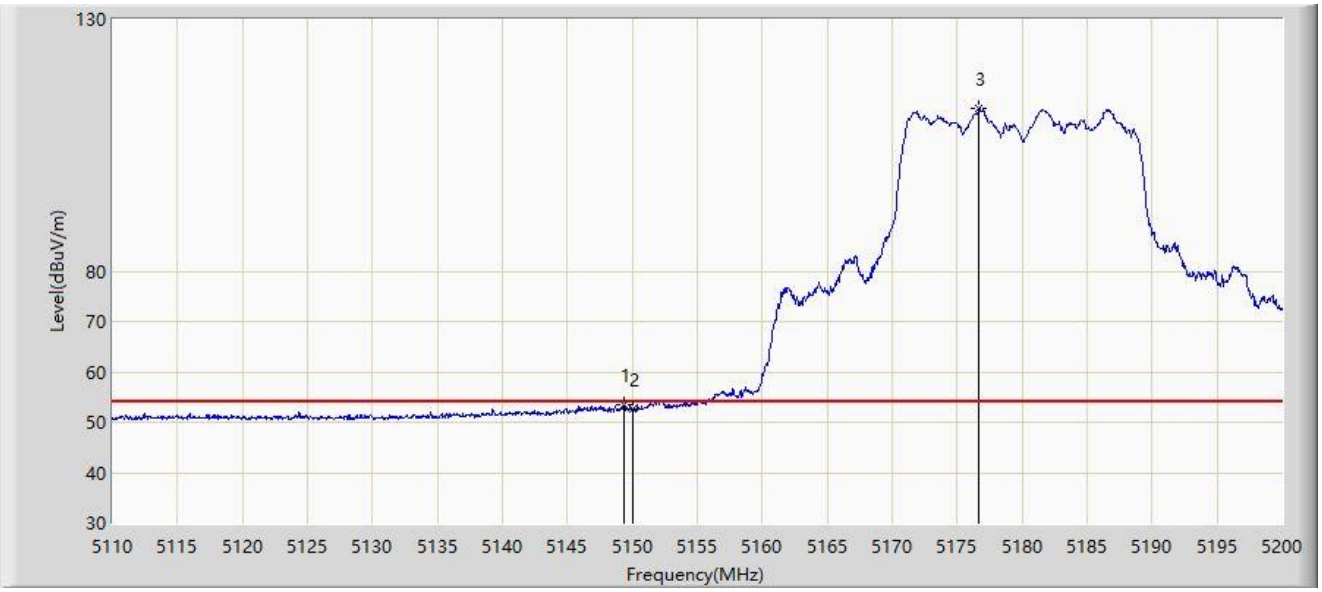

No	Flag	Mark	Frequency (MHz)	Measure Level (dBμV/m)	Reading Level (dBμV)	Margin (dB)	Limit (dBμV/m)	Factor (dB/m)	Type
1			5149.375	53.441	48.652	-0.559	54.000	4.790	AV
2			5150.000	52.527	47.734	-1.473	54.000	4.793	AV
3	X	*	5176.690	112.428	107.492	N/A	N/A	4.936	AV

Note: Measure Level (dBμV/m) = Reading Level (dBμV) + Factor (dB/m)

Factor (dB/m) = Cable Loss (dB) + Antenna Factor (dB/m) - Pre_Amplifier Gain (dB)

Site: WZ-AC1	Time: 2022/01/11 - 20:52
Limit: FCC_Part15_Band Edge(3m)	Engineer: Charles Zhang
Probe: WZ-AC1_BBHA9120D_1-18GHz	Polarity: Vertical
EUT: Giga Hub	Power: AC 120V/60Hz
Test Mode: Transmit by 802.11ac-VHT20 at Channel 5180MHz	

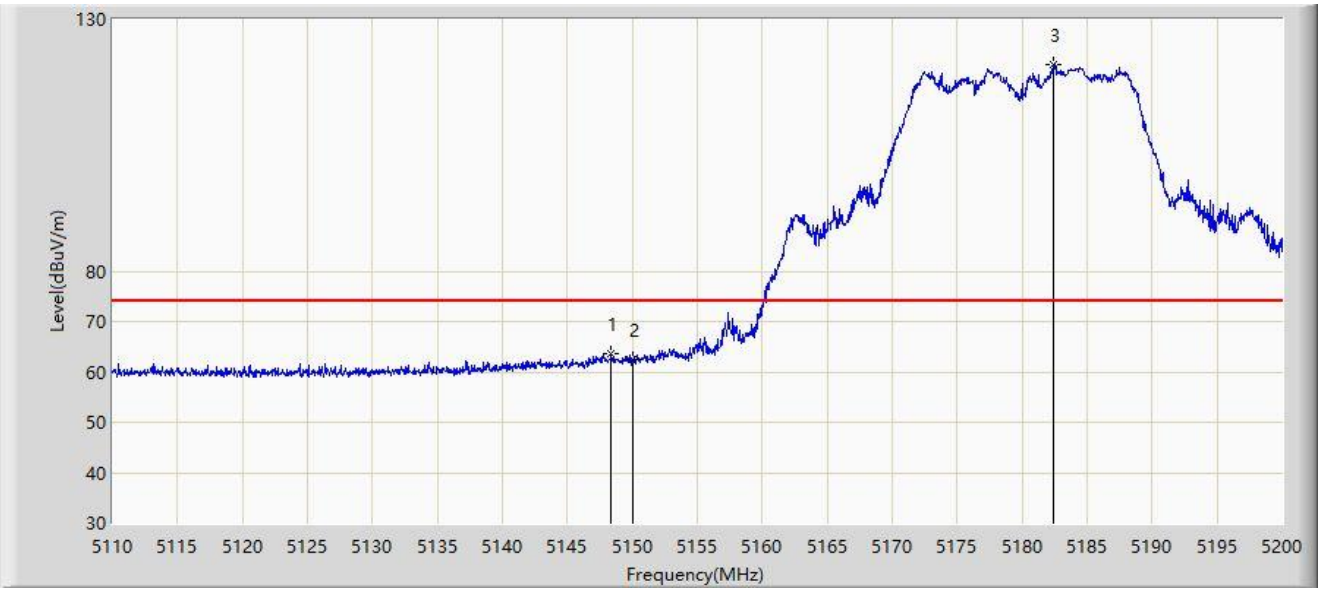

No	Flag	Mark	Frequency (MHz)	Measure Level (dBμV/m)	Reading Level (dBμV)	Margin (dB)	Limit (dBμV/m)	Factor (dB/m)	Type
1			5148.385	63.697	58.914	-10.303	74.000	4.783	PK
2			5150.000	62.351	57.558	-11.649	74.000	4.793	PK
3		*	5182.360	121.055	116.136	N/A	N/A	4.920	PK

Note: Measure Level (dBμV/m) = Reading Level (dBμV) + Factor (dB/m)

Factor (dB/m) = Cable Loss (dB) + Antenna Factor (dB/m) - Pre_Amplifier Gain (dB)

Site: WZ-AC1	Time: 2022/01/11 - 20:50
Limit: FCC_Part15_Band Edge(3m)	Engineer: Charles Zhang
Probe: WZ-AC1_BBHA9120D_1-18GHz	Polarity: Vertical
EUT: Giga Hub	Power: AC 120V/60Hz
Test Mode: Transmit by 802.11ac-VHT20 at Channel 5180MHz	

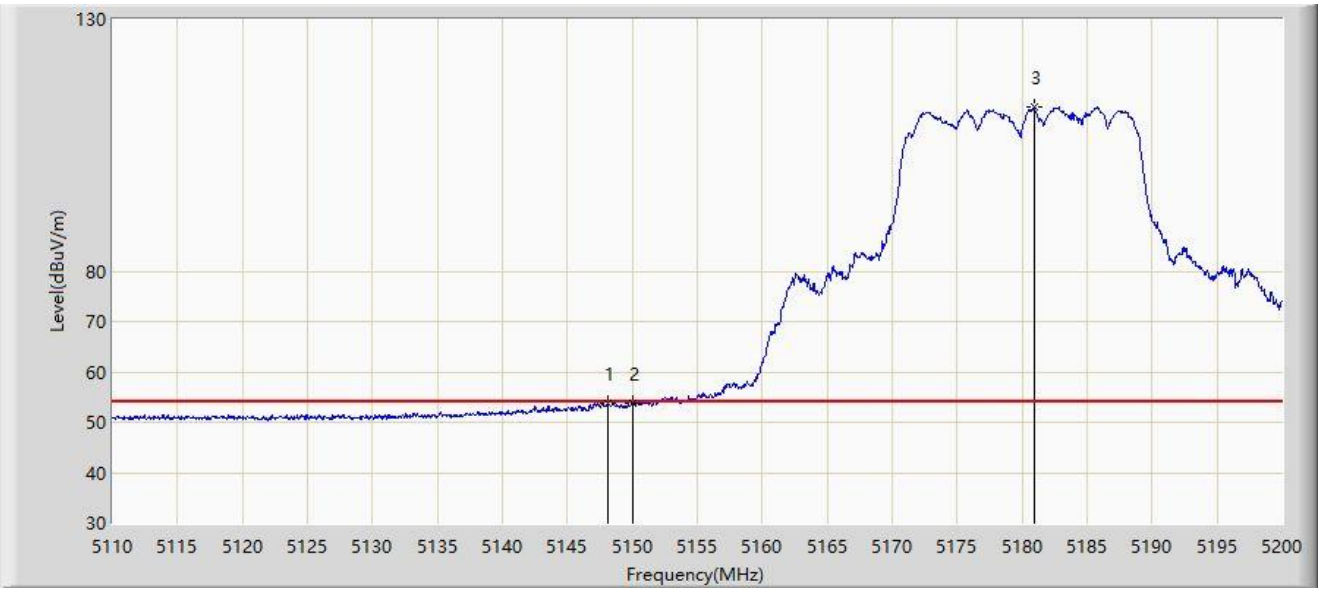

No	Flag	Mark	Frequency (MHz)	Measure Level (dBμV/m)	Reading Level (dBμV)	Margin (dB)	Limit (dBμV/m)	Factor (dB/m)	Type
1			5148.160	53.871	49.089	-0.129	54.000	4.782	AV
2			5150.000	53.862	49.069	-0.138	54.000	4.793	AV
3	X	*	5180.920	112.495	107.570	N/A	N/A	4.925	AV

Note: Measure Level (dBμV/m) = Reading Level (dBμV) + Factor (dB/m)

Factor (dB/m) = Cable Loss (dB) + Antenna Factor (dB/m) - Pre_Amplifier Gain (dB)

Site: WZ-AC1	Time: 2022/01/12 - 21:25
Limit: FCC_Part15.407_Band Edge(3m)	Engineer: Charles Zhang
Probe: WZ-AC1_BBHA9120D_1-18GHz	Polarity: Horizontal
EUT: Giga Hub	Power: AC 120V/60Hz
Test Mode: Transmit by 802.11ac-VHT20 at Channel 5745Hz	

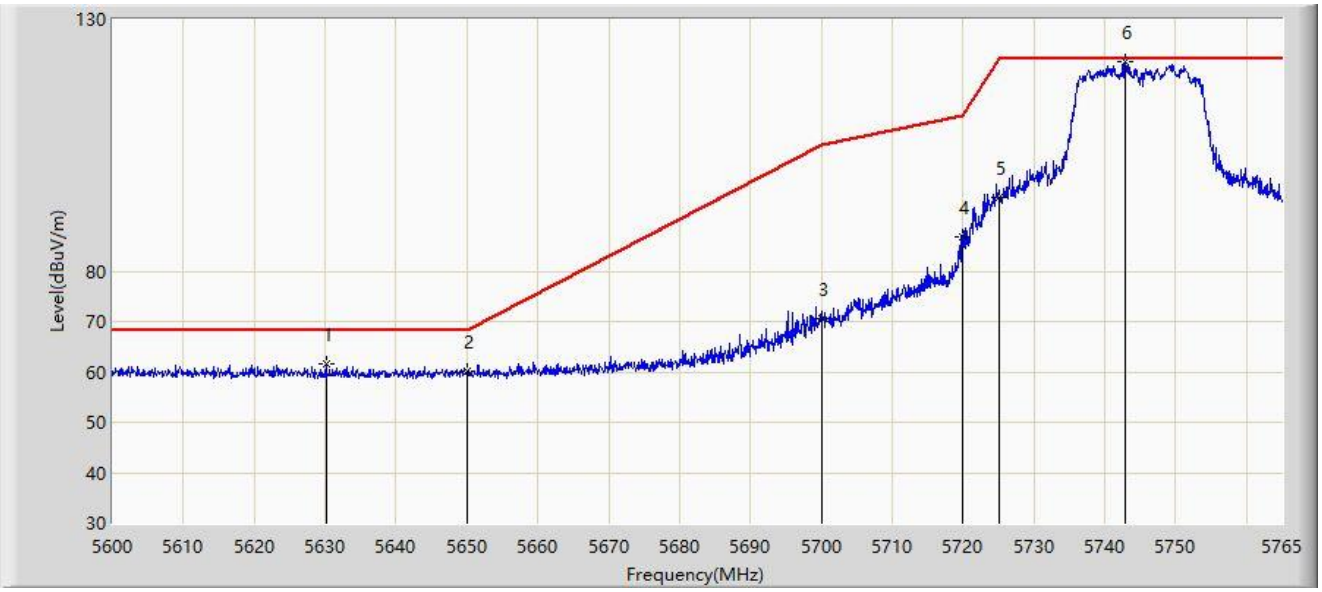

No	Flag	Mark	Frequency (MHz)	Measure Level (dBμV/m)	Reading Level (dBμV)	Margin (dB)	Limit (dBμV/m)	Factor (dB/m)	Type
1			5630.112	61.492	56.562	-6.708	68.200	4.929	PK
2			5650.000	60.013	55.146	-8.187	68.200	4.867	PK
3			5700.000	70.616	65.397	-34.584	105.200	5.219	PK
4			5720.000	86.798	81.567	-24.002	110.800	5.231	PK
5			5725.000	94.752	89.512	-27.448	122.200	5.241	PK
6		*	5742.890	121.536	116.261	N/A	N/A	5.276	PK

Note: Measure Level (dBμV/m) = Reading Level (dBμV) + Factor (dB/m)

Factor (dB/m) = Cable Loss (dB) + Antenna Factor (dB/m) - Pre_Amplifier Gain (dB)

Site: WZ-AC1	Time: 2022/01/12 - 21:31
Limit: FCC_Part15.407_Band Edge(3m)	Engineer: Charles Zhang
Probe: WZ-AC1_BBHA9120D_1-18GHz	Polarity: Vertical
EUT: Giga Hub	Power: AC 120V/60Hz
Test Mode: Transmit by 802.11ac-VHT20 at Channel 5745Hz	

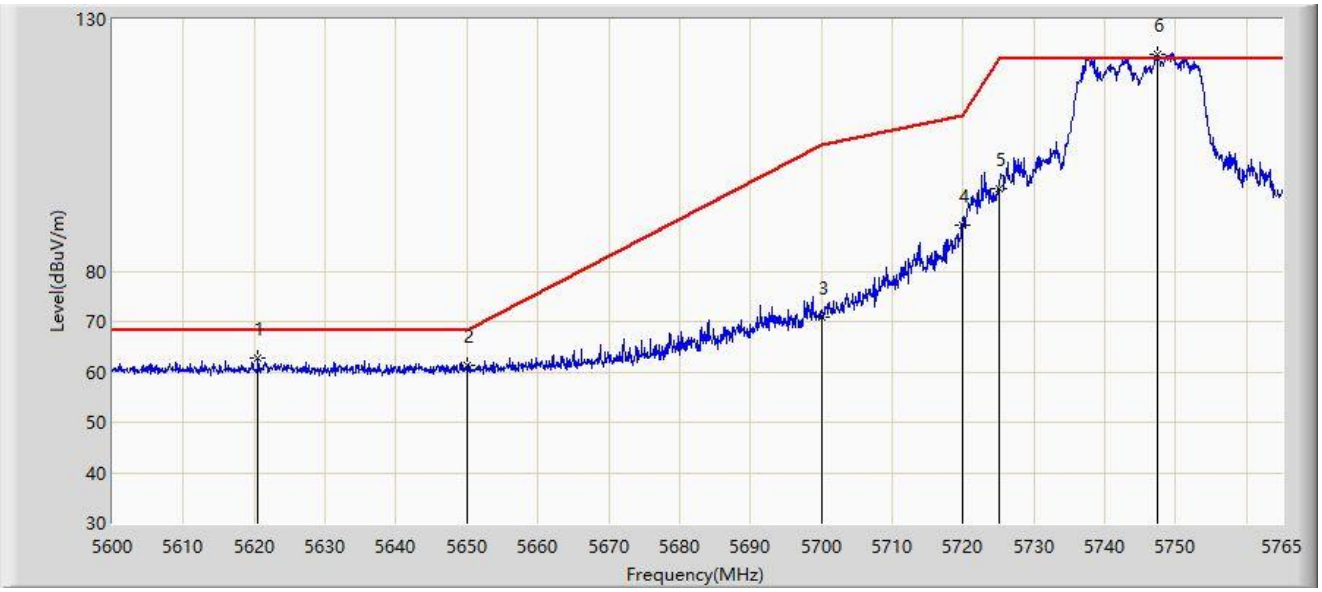

No	Flag	Mark	Frequency (MHz)	Measure Level (dBμV/m)	Reading Level (dBμV)	Margin (dB)	Limit (dBμV/m)	Factor (dB/m)	Type
1			5620.542	62.843	57.779	-5.357	68.200	5.064	PK
2			5650.000	61.368	56.501	-6.832	68.200	4.867	PK
3			5700.000	70.763	65.544	-34.437	105.200	5.219	PK
4			5720.000	89.100	83.869	-21.700	110.800	5.231	PK
5			5725.000	96.518	91.278	-25.682	122.200	5.241	PK
6		*	5747.345	123.014	117.695	N/A	N/A	5.318	PK

Note: Measure Level (dBμV/m) = Reading Level (dBμV) + Factor (dB/m)

Factor (dB/m) = Cable Loss (dB) + Antenna Factor (dB/m) - Pre_Amplifier Gain (dB)

Site: WZ-AC1	Time: 2022/01/11 - 22:50
Limit: FCC_Part15.407_Band Edge(3m)	Engineer: Charles Zhang
Probe: WZ-AC1_BBHA9120D_1-18GHz	Polarity: Horizontal
EUT: Giga Hub	Power: AC 120V/60Hz
Test Mode: Transmit by 802.11ac-VHT20 at Channel 5825MHz	

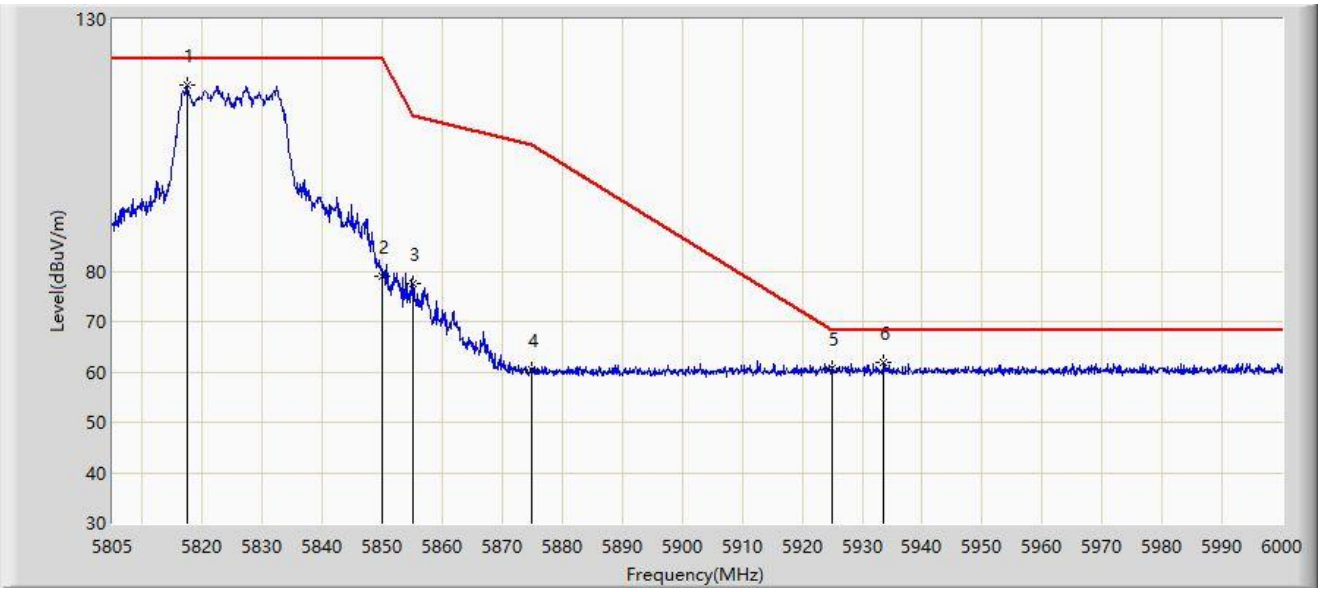

No	Flag	Mark	Frequency (MHz)	Measure Level (dBμV/m)	Reading Level (dBμV)	Margin (dB)	Limit (dBμV/m)	Factor (dB/m)	Type
1		*	5817.578	116.912	111.342	N/A	N/A	5.571	PK
2			5850.000	79.099	73.382	-43.101	122.200	5.716	PK
3			5855.000	77.464	71.751	-33.336	110.800	5.713	PK
4			5875.000	60.574	54.894	-44.626	105.200	5.680	PK
5			5925.000	60.829	54.876	-7.371	68.200	5.953	PK
6			5933.603	61.846	55.930	-6.354	68.200	5.916	PK

Note: Measure Level (dBμV/m) = Reading Level (dBμV) + Factor (dB/m)

Factor (dB/m) = Cable Loss (dB) + Antenna Factor (dB/m) - Pre_Amplifier Gain (dB)

Site: WZ-AC1	Time: 2022/01/11 - 22:44
Limit: FCC_Part15.407_Band Edge(3m)	Engineer: Charles Zhang
Probe: WZ-AC1_BBHA9120D_1-18GHz	Polarity: Vertical
EUT: Giga Hub	Power: AC 120V/60Hz
Test Mode: Transmit by 802.11ac-VHT20 at Channel 5825MHz	

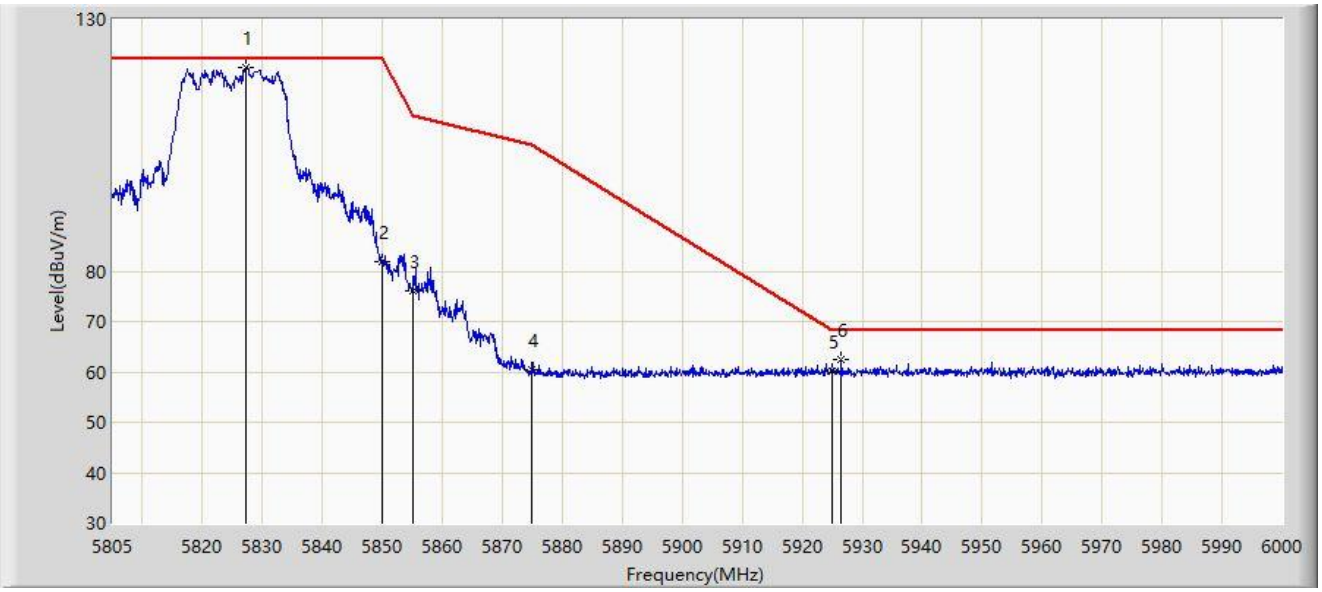

No	Flag	Mark	Frequency (MHz)	Measure Level (dBμV/m)	Reading Level (dBμV)	Margin (dB)	Limit (dBμV/m)	Factor (dB/m)	Type
1		*	5827.132	120.345	114.718	N/A	N/A	5.627	PK
2			5850.000	81.952	76.235	-40.248	122.200	5.716	PK
3			5855.000	76.086	70.373	-34.714	110.800	5.713	PK
4			5875.000	60.387	54.707	-44.813	105.200	5.680	PK
5			5925.000	60.136	54.183	-8.064	68.200	5.953	PK
6			5926.485	62.456	56.503	-5.744	68.200	5.953	PK

Note: Measure Level (dBμV/m) = Reading Level (dBμV) + Factor (dB/m)

Factor (dB/m) = Cable Loss (dB) + Antenna Factor (dB/m) - Pre_Amplifier Gain (dB)

Site: WZ-AC1	Time: 2022/01/11 - 23:25
Limit: FCC_Part15_Band Edge(3m)	Engineer: Charles Zhang
Probe: WZ-AC1_BBHA9120D_1-18GHz	Polarity: Horizontal
EUT: Giga Hub	Power: AC 120V/60Hz
Test Mode: Transmit by 802.11ac-VHT40 at Channel 5190MHz	

No	Flag	Mark	Frequency (MHz)	Measure Level (dBμV/m)	Reading Level (dBμV)	Margin (dB)	Limit (dBμV/m)	Factor (dB/m)	Type
1			5142.200	61.832	57.034	-12.168	74.000	4.797	PK
2			5150.000	60.455	55.662	-13.545	74.000	4.793	PK
3		*	5202.250	113.837	108.915	N/A	N/A	4.922	PK

Note: Measure Level (dBμV/m) = Reading Level (dBμV) + Factor (dB/m)

Factor (dB/m) = Cable Loss (dB) + Antenna Factor (dB/m) - Pre_Amplifier Gain (dB)

Site: WZ-AC1	Time: 2022/01/11 - 23:28
Limit: FCC_Part15_Band Edge(3m)	Engineer: Charles Zhang
Probe: WZ-AC1_BBHA9120D_1-18GHz	Polarity: Horizontal
EUT: Giga Hub	Power: AC 120V/60Hz
Test Mode: Transmit by 802.11ac-VHT40 at Channel 5190MHz	

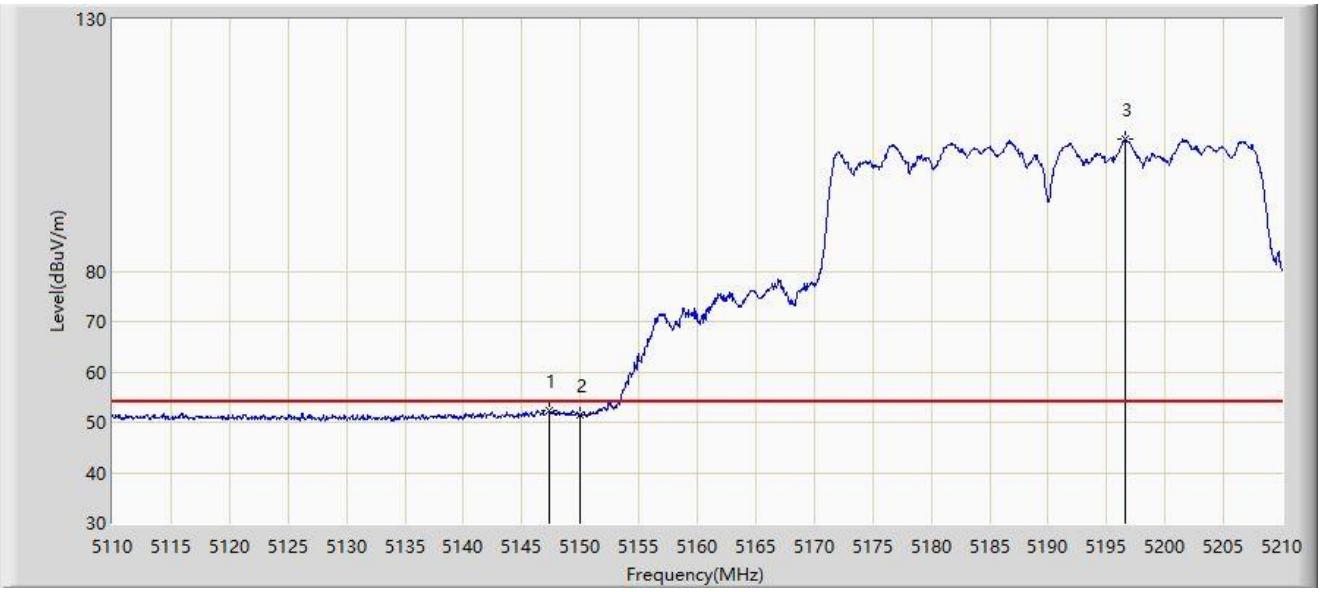

No	Flag	Mark	Frequency (MHz)	Measure Level (dBμV/m)	Reading Level (dBμV)	Margin (dB)	Limit (dBμV/m)	Factor (dB/m)	Type
1			5147.400	52.382	47.599	-1.618	54.000	4.783	AV
2			5150.000	51.419	46.626	-2.581	54.000	4.793	AV
3		*	5196.550	106.098	101.182	N/A	N/A	4.916	AV

Note: Measure Level (dBμV/m) = Reading Level (dBμV) + Factor (dB/m)

Factor (dB/m) = Cable Loss (dB) + Antenna Factor (dB/m) - Pre_Amplifier Gain (dB)

Site: WZ-AC1	Time: 2022/01/11 - 23:24
Limit: FCC_Part15_Band Edge(3m)	Engineer: Charles Zhang
Probe: WZ-AC1_BBHA9120D_1-18GHz	Polarity: Vertical
EUT: Giga Hub	Power: AC 120V/60Hz
Test Mode: Transmit by 802.11ac-VHT40 at Channel 5190MHz	

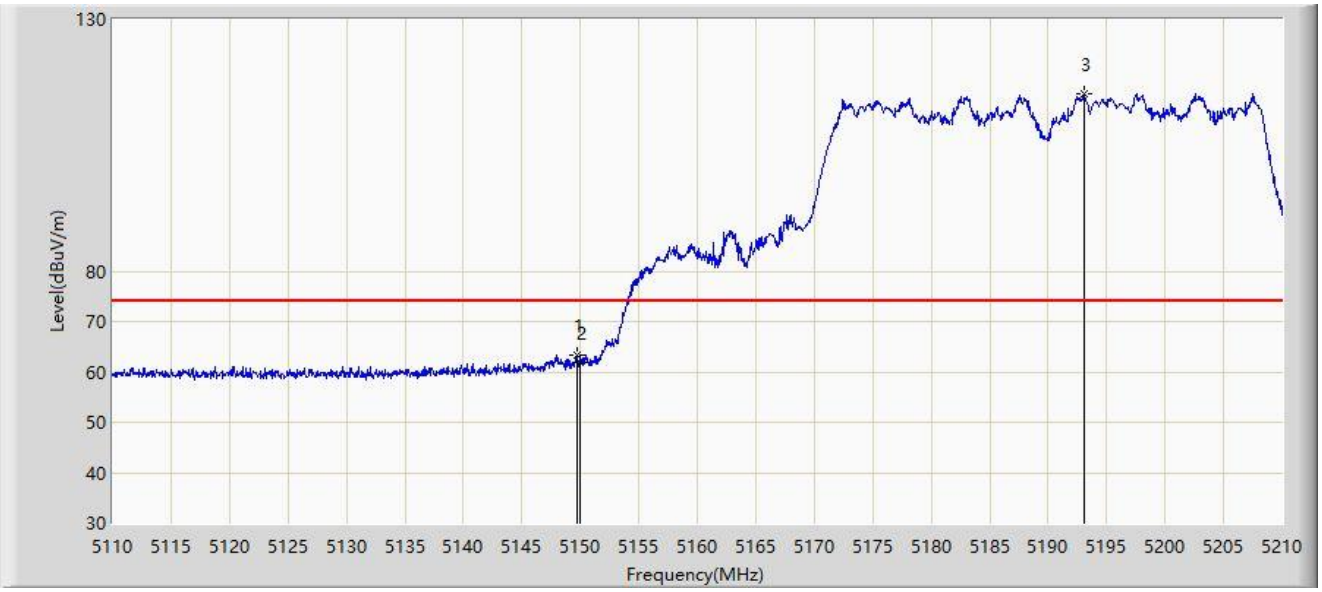

No	Flag	Mark	Frequency (MHz)	Measure Level (dBμV/m)	Reading Level (dBμV)	Margin (dB)	Limit (dBμV/m)	Factor (dB/m)	Type
1			5149.700	63.397	58.606	-10.603	74.000	4.791	PK
2			5150.000	61.826	57.033	-12.174	74.000	4.793	PK
3		*	5193.050	115.305	110.403	N/A	N/A	4.902	PK

Note: Measure Level (dBμV/m) = Reading Level (dBμV) + Factor (dB/m)

Factor (dB/m) = Cable Loss (dB) + Antenna Factor (dB/m) - Pre_Amplifier Gain (dB)

Site: WZ-AC1	Time: 2022/01/11 - 23:22
Limit: FCC_Part15_Band Edge(3m)	Engineer: Charles Zhang
Probe: WZ-AC1_BBHA9120D_1-18GHz	Polarity: Vertical
EUT: Giga Hub	Power: AC 120V/60Hz
Test Mode: Transmit by 802.11ac-VHT40 at Channel 5190MHz	

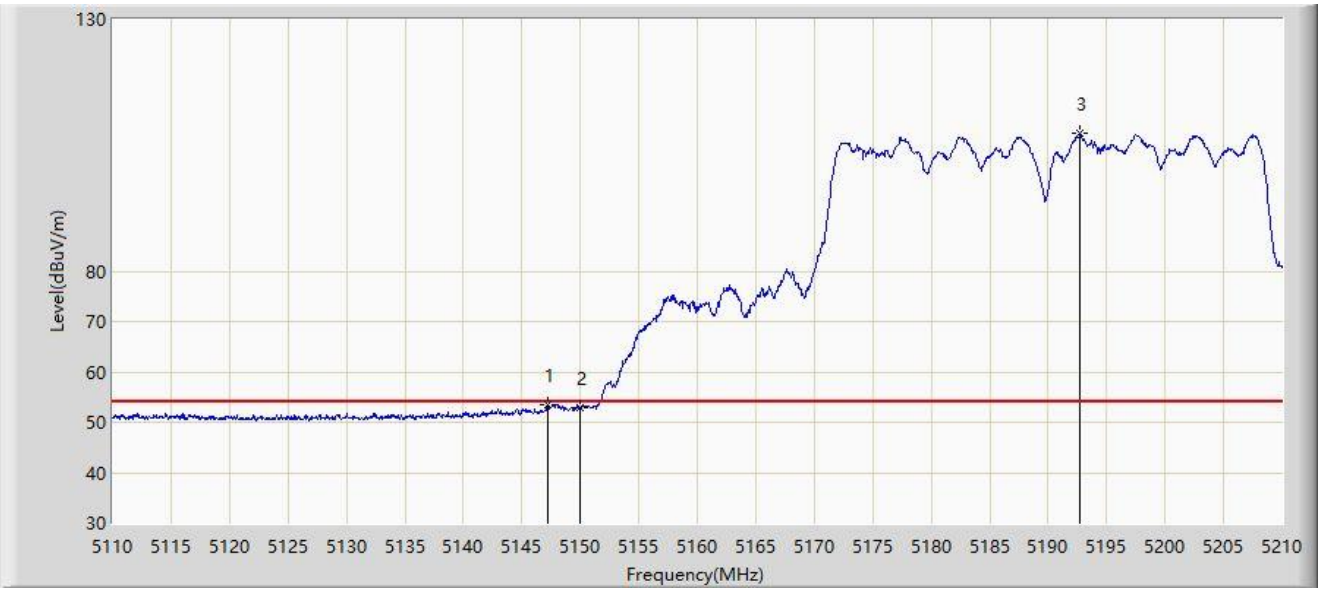

No	Flag	Mark	Frequency (MHz)	Measure Level (dBμV/m)	Reading Level (dBμV)	Margin (dB)	Limit (dBμV/m)	Factor (dB/m)	Type
1			5147.200	53.479	48.696	-0.521	54.000	4.783	AV
2			5150.000	52.950	48.157	-1.050	54.000	4.793	AV
3		*	5192.750	107.250	102.349	N/A	N/A	4.901	AV

Note: Measure Level (dBμV/m) = Reading Level (dBμV) + Factor (dB/m)

Factor (dB/m) = Cable Loss (dB) + Antenna Factor (dB/m) - Pre_Amplifier Gain (dB)

Site: WZ-AC1	Time: 2022/01/12 - 00:52
Limit: FCC_Part15.407_Band Edge(3m)	Engineer: Charles Zhang
Probe: WZ-AC1_BBHA9120D_1-18GHz	Polarity: Horizontal
EUT: Giga Hub	Power: AC 120V/60Hz
Test Mode: Transmit by 802.11ac-VHT40 at Channel 5755MHz	

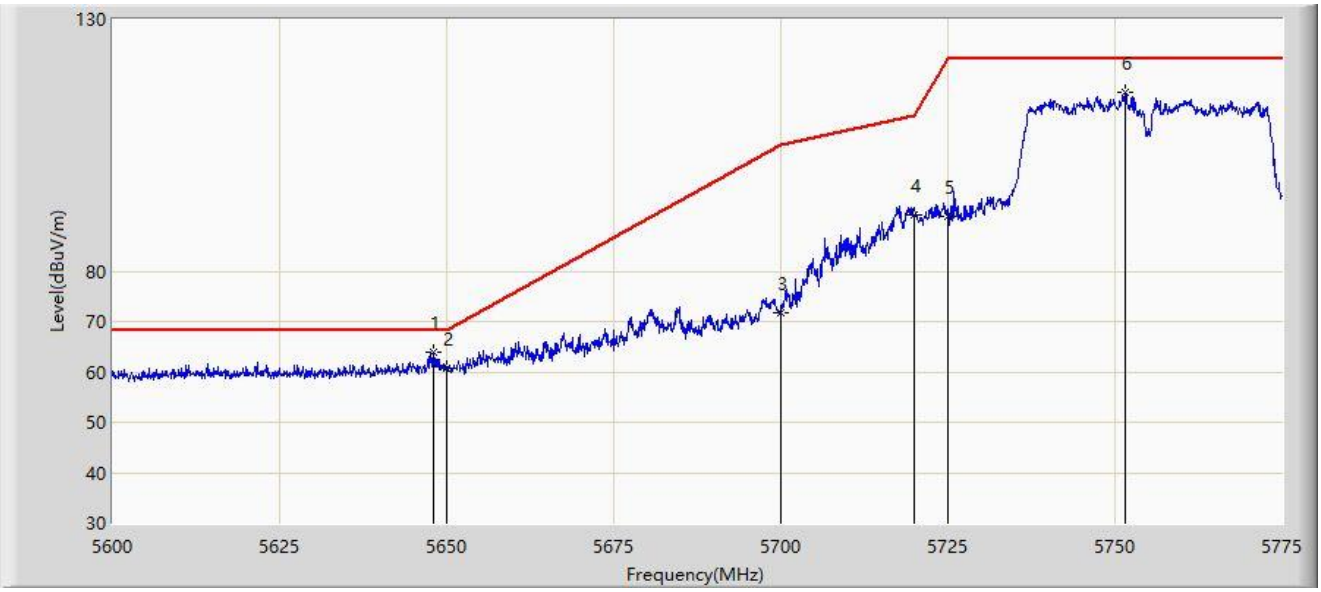

No	Flag	Mark	Frequency (MHz)	Measure Level (dBμV/m)	Reading Level (dBμV)	Margin (dB)	Limit (dBμV/m)	Factor (dB/m)	Type
1		*	5648.125	63.843	58.988	-4.357	68.200	4.855	PK
2			5650.000	60.720	55.853	-7.480	68.200	4.867	PK
3			5700.000	71.833	66.614	-33.367	105.200	5.219	PK
4			5720.000	91.036	85.805	-19.764	110.800	5.231	PK
5			5725.000	90.881	85.641	-31.319	122.200	5.241	PK
6			5751.462	115.393	110.021	N/A	N/A	5.372	PK

Note: Measure Level (dBμV/m) = Reading Level (dBμV) + Factor (dB/m)

Factor (dB/m) = Cable Loss (dB) + Antenna Factor (dB/m) - Pre_Amplifier Gain (dB)

Site: WZ-AC1	Time: 2022/01/12 - 00:50
Limit: FCC_Part15.407_Band Edge(3m)	Engineer: Charles Zhang
Probe: WZ-AC1_BBHA9120D_1-18GHz	Polarity: Vertical
EUT: Giga Hub	Power: AC 120V/60Hz
Test Mode: Transmit by 802.11ac-VHT40 at Channel 5755MHz	

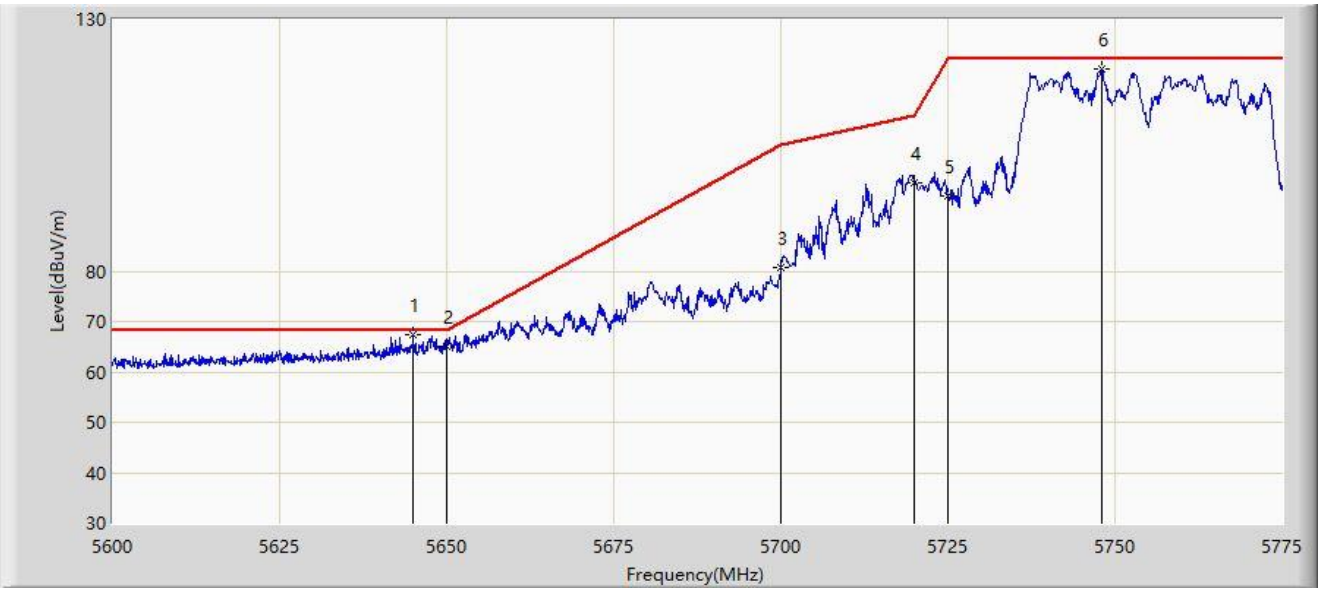

No	Flag	Mark	Frequency (MHz)	Measure Level (dBμV/m)	Reading Level (dBμV)	Margin (dB)	Limit (dBμV/m)	Factor (dB/m)	Type
1		*	5644.975	67.480	62.646	-0.720	68.200	4.834	PK
2			5650.000	65.172	60.305	-3.028	68.200	4.867	PK
3			5700.000	80.650	75.431	-24.550	105.200	5.219	PK
4			5720.000	97.495	92.264	-13.305	110.800	5.231	PK
5			5725.000	94.889	89.649	-27.311	122.200	5.241	PK
6			5748.050	120.090	114.762	N/A	N/A	5.327	PK

Note: Measure Level (dBμV/m) = Reading Level (dBμV) + Factor (dB/m)

Factor (dB/m) = Cable Loss (dB) + Antenna Factor (dB/m) - Pre_Amplifier Gain (dB)

Site: WZ-AC1	Time: 2022/01/12 - 00:56
Limit: FCC_Part15.407_Band Edge(3m)	Engineer: Charles Zhang
Probe: WZ-AC1_BBHA9120D_1-18GHz	Polarity: Vertical
EUT: Giga Hub	Power: AC 120V/60Hz
Test Mode: Transmit by 802.11ac-VHT40 at Channel 5795MHz	

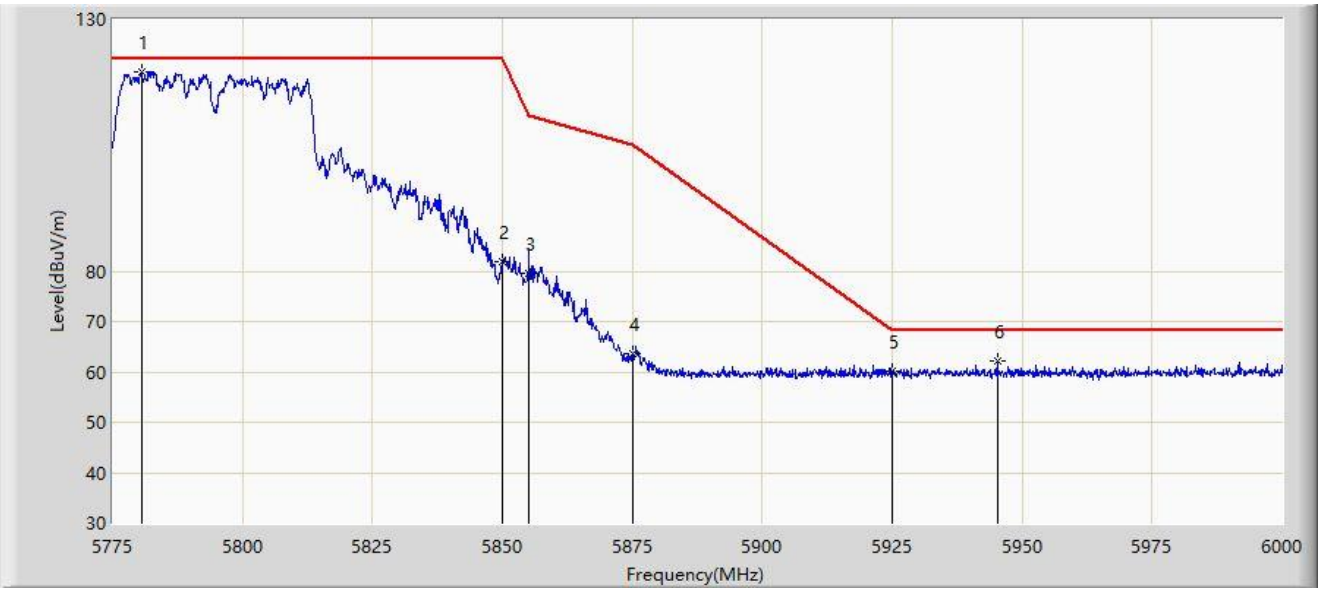

No	Flag	Mark	Frequency (MHz)	Measure Level (dBμV/m)	Reading Level (dBμV)	Margin (dB)	Limit (dBμV/m)	Factor (dB/m)	Type
1		*	5780.513	119.644	114.045	N/A	N/A	5.598	PK
2			5850.000	81.911	76.194	-40.289	122.200	5.716	PK
3			5855.000	79.451	73.738	-31.349	110.800	5.713	PK
4			5875.000	63.538	57.858	-41.662	105.200	5.680	PK
5			5925.000	60.017	54.064	-8.183	68.200	5.953	PK
6			5945.212	62.278	56.470	-5.922	68.200	5.807	PK

Note: Measure Level (dBμV/m) = Reading Level (dBμV) + Factor (dB/m)

Factor (dB/m) = Cable Loss (dB) + Antenna Factor (dB/m) - Pre_Amplifier Gain (dB)

Site: WZ-AC1	Time: 2022/01/12 - 00:58
Limit: FCC_Part15.407_Band Edge(3m)	Engineer: Charles Zhang
Probe: WZ-AC1_BBHA9120D_1-18GHz	Polarity: Horizontal
EUT: Giga Hub	Power: AC 120V/60Hz
Test Mode: Transmit by 802.11ac-VHT40 at Channel 5795MHz	

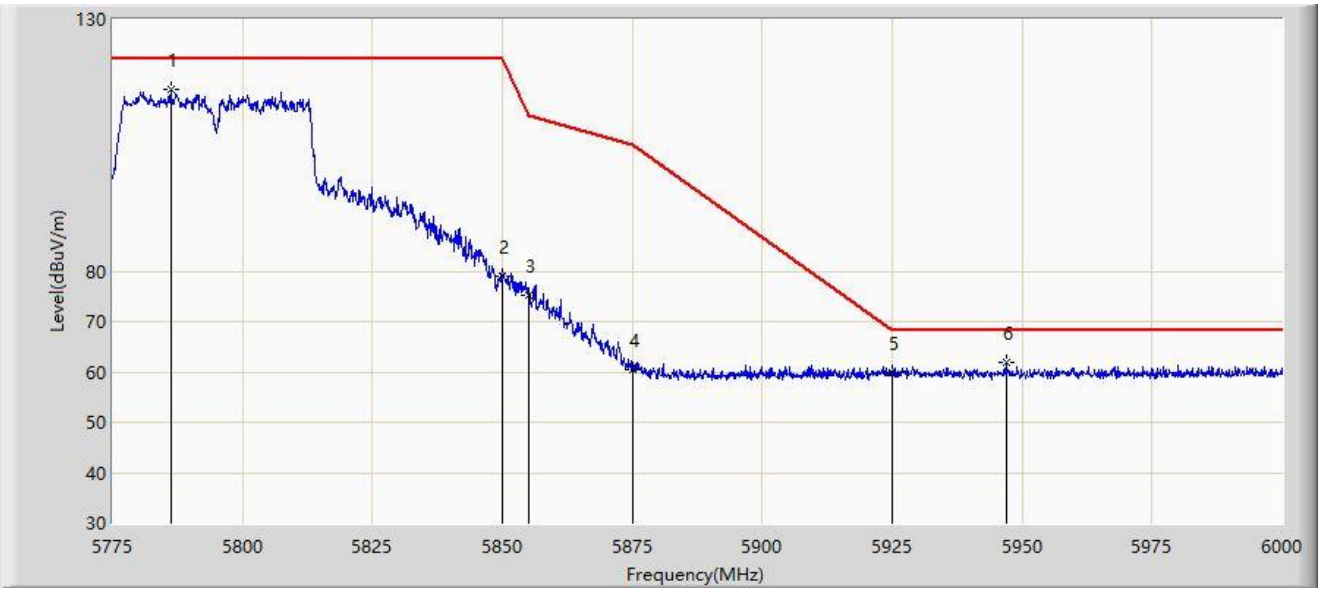

No	Flag	Mark	Frequency (MHz)	Measure Level (dBμV/m)	Reading Level (dBμV)	Margin (dB)	Limit (dBμV/m)	Factor (dB/m)	Type
1		*	5786.138	116.047	110.496	N/A	N/A	5.551	PK
2			5850.000	78.963	73.246	-43.237	122.200	5.716	PK
3			5855.000	75.301	69.588	-35.499	110.800	5.713	PK
4			5875.000	60.382	54.702	-44.818	105.200	5.680	PK
5			5925.000	59.824	53.871	-8.376	68.200	5.953	PK
6			5946.900	61.760	55.962	-6.440	68.200	5.799	PK

Note: Measure Level (dBμV/m) = Reading Level (dBμV) + Factor (dB/m)

Factor (dB/m) = Cable Loss (dB) + Antenna Factor (dB/m) - Pre_Amplifier Gain (dB)

Site: WZ-AC1	Time: 2022/01/12 - 01:11
Limit: FCC_Part15_Band Edge(3m)	Engineer: Charles Zhang
Probe: WZ-AC1_BBHA9120D_1-18GHz	Polarity: Horizontal
EUT: Giga Hub	Power: AC 120V/60Hz
Test Mode: Transmit by 802.11ac-VHT80 at Channel 5210MHz	

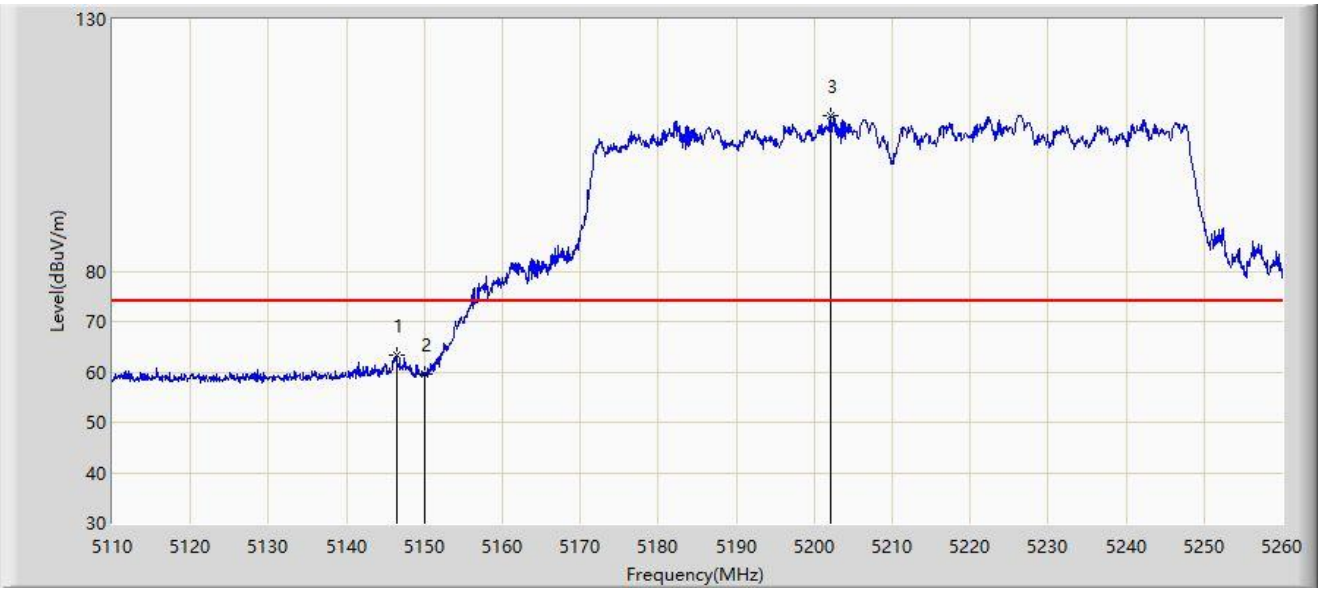

No	Flag	Mark	Frequency (MHz)	Measure Level (dBμV/m)	Reading Level (dBμV)	Margin (dB)	Limit (dBμV/m)	Factor (dB/m)	Type
1			5146.375	63.207	58.421	-10.793	74.000	4.786	PK
2			5150.000	59.647	54.854	-14.353	74.000	4.793	PK
3		*	5202.175	110.919	105.997	N/A	N/A	4.922	PK

Note: Measure Level (dBμV/m) = Reading Level (dBμV) + Factor (dB/m)

Factor (dB/m) = Cable Loss (dB) + Antenna Factor (dB/m) - Pre_Amplifier Gain (dB)

Site: WZ-AC1	Time: 2022/01/12 - 01:13
Limit: FCC_Part15_Band Edge(3m)	Engineer: Charles Zhang
Probe: WZ-AC1_BBHA9120D_1-18GHz	Polarity: Horizontal
EUT: Giga Hub	Power: AC 120V/60Hz
Test Mode: Transmit by 802.11ac-VHT80 at Channel 5210MHz	

No	Flag	Mark	Frequency (MHz)	Measure Level (dBμV/m)	Reading Level (dBμV)	Margin (dB)	Limit (dBμV/m)	Factor (dB/m)	Type
1			5146.150	53.184	48.398	-0.816	54.000	4.787	AV
2			5150.000	50.823	46.030	-3.177	54.000	4.793	AV
3		*	5227.300	102.921	98.064	N/A	N/A	4.857	AV

Note: Measure Level (dBμV/m) = Reading Level (dBμV) + Factor (dB/m)

Factor (dB/m) = Cable Loss (dB) + Antenna Factor (dB/m) - Pre_Amplifier Gain (dB)

Site: WZ-AC1	Time: 2022/01/12 - 01:10
Limit: FCC_Part15_Band Edge(3m)	Engineer: Charles Zhang
Probe: WZ-AC1_BBHA9120D_1-18GHz	Polarity: Vertical
EUT: Giga Hub	Power: AC 120V/60Hz
Test Mode: Transmit by 802.11ac-VHT80 at Channel 5210MHz	

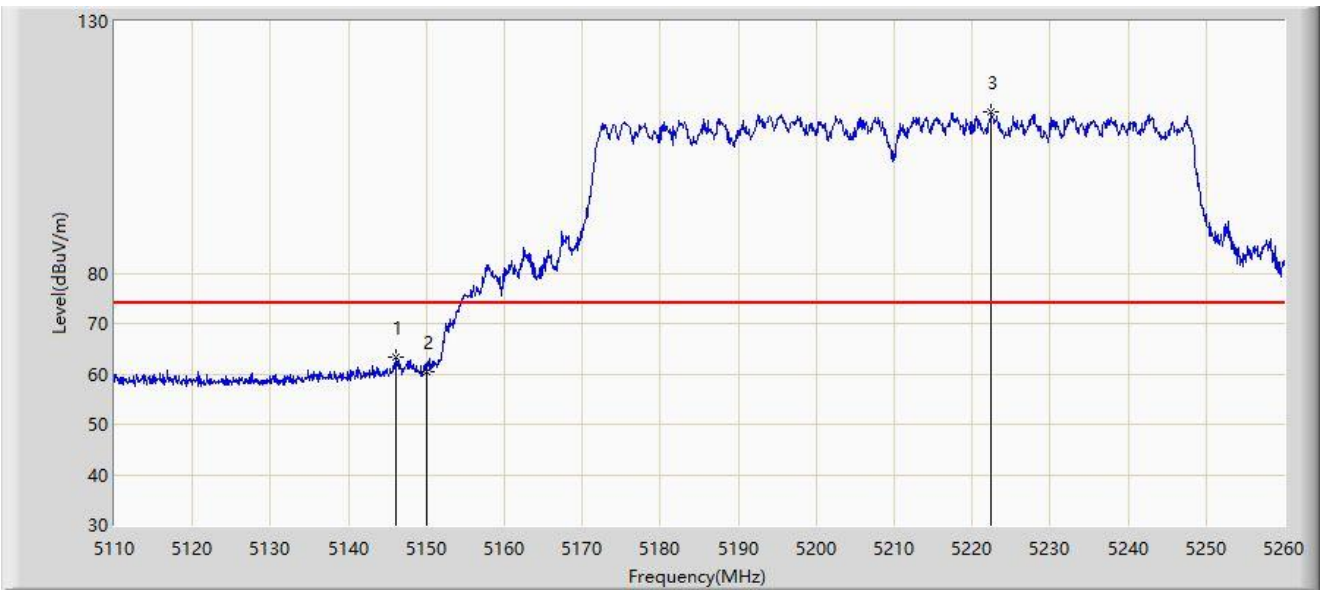

No	Flag	Mark	Frequency (MHz)	Measure Level (dBμV/m)	Reading Level (dBμV)	Margin (dB)	Limit (dBμV/m)	Factor (dB/m)	Type
1			5146.075	63.208	58.421	-10.792	74.000	4.787	PK
2			5150.000	60.567	55.774	-13.433	74.000	4.793	PK
3		*	5222.425	112.048	107.140	N/A	N/A	4.909	PK

Note: Measure Level (dBμV/m) = Reading Level (dBμV) + Factor (dB/m)

Factor (dB/m) = Cable Loss (dB) + Antenna Factor (dB/m) - Pre_Amplifier Gain (dB)

Site: WZ-AC1	Time: 2022/01/12 - 01:08
Limit: FCC_Part15_Band Edge(3m)	Engineer: Charles Zhang
Probe: WZ-AC1_BBHA9120D_1-18GHz	Polarity: Vertical
EUT: Giga Hub	Power: AC 120V/60Hz
Test Mode: Transmit by 802.11ac-VHT80 at Channel 5210MHz	

No	Flag	Mark	Frequency (MHz)	Measure Level (dBμV/m)	Reading Level (dBμV)	Margin (dB)	Limit (dBμV/m)	Factor (dB/m)	Type
1			5148.025	53.722	48.941	-0.278	54.000	4.781	AV
2			5150.000	52.674	47.881	-1.326	54.000	4.793	AV
3		*	5208.100	103.247	98.333	N/A	N/A	4.915	AV

Note: Measure Level (dBμV/m) = Reading Level (dBμV) + Factor (dB/m)

Factor (dB/m) = Cable Loss (dB) + Antenna Factor (dB/m) - Pre_Amplifier Gain (dB)

Site: WZ-AC1	Time: 2022/01/12 - 22:55
Limit: FCC_Part15.407_Band Edge(3m)	Engineer: Charles Zhang
Probe: WZ-AC1_BBHA9120D_1-18GHz	Polarity: Horizontal
EUT: Giga Hub	Power: AC 120V/60Hz
Test Mode: Transmit by 802.11ac-VHT80 at Channel 5775MHz	

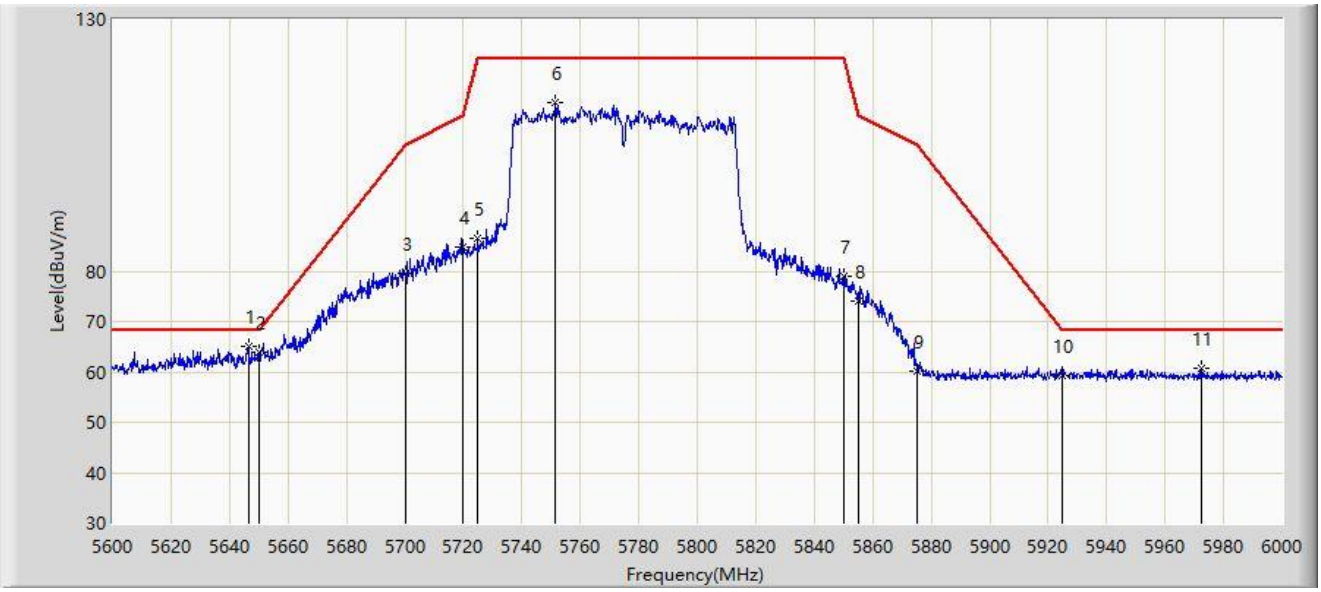

No	Flag	Mark	Frequency (MHz)	Measure Level (dBμV/m)	Reading Level (dBμV)	Margin (dB)	Limit (dBμV/m)	Factor (dB/m)	Type
1		*	5646.600	64.992	60.147	-3.208	68.200	4.845	PK
2			5650.000	64.008	59.141	-4.192	68.200	4.867	PK
3			5700.000	79.440	74.221	-25.760	105.200	5.219	PK
4			5720.000	84.885	79.654	-25.915	110.800	5.231	PK
5			5725.000	86.557	81.317	-35.643	122.200	5.241	PK
6			5751.400	113.383	108.011	N/A	N/A	5.372	PK
7			5850.000	78.972	73.255	-43.228	122.200	5.716	PK
8			5855.000	74.192	68.479	-36.608	110.800	5.713	PK
9			5875.000	60.144	54.464	-45.056	105.200	5.680	PK
10			5925.000	59.389	53.436	-8.811	68.200	5.953	PK
11			5972.200	60.592	54.844	-7.608	68.200	5.747	PK

Note: Measure Level (dBμV/m) = Reading Level (dBμV) + Factor (dB/m)

Factor (dB/m) = Cable Loss (dB) + Antenna Factor (dB/m) - Pre_Amplifier Gain (dB)

Site: WZ-AC1	Time: 2022/01/12 - 22:49
Limit: FCC_Part15.407_Band Edge(3m)	Engineer: Charles Zhang
Probe: WZ-AC1_BBHA9120D_1-18GHz	Polarity: Vertical
EUT: Giga Hub	Power: AC 120V/60Hz
Test Mode: Transmit by 802.11ac-VHT80 at Channel 5775MHz	

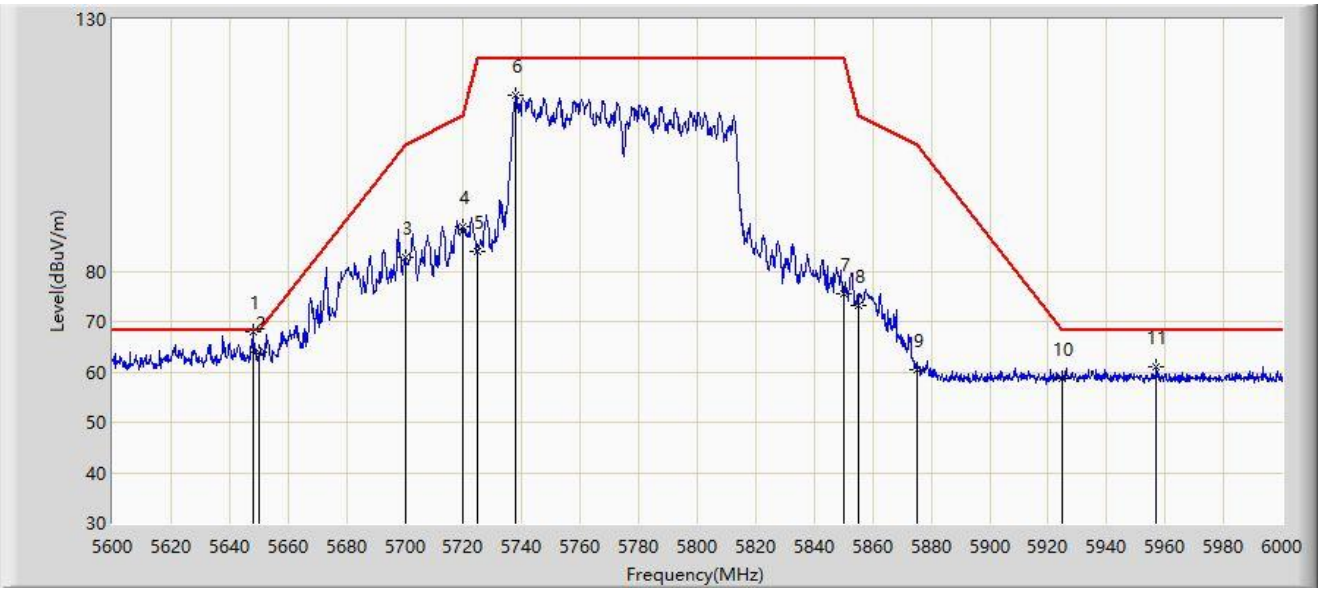

No	Flag	Mark	Frequency (MHz)	Measure Level (dBμV/m)	Reading Level (dBμV)	Margin (dB)	Limit (dBμV/m)	Factor (dB/m)	Type
1		*	5648.000	68.013	63.159	-0.187	68.200	4.854	PK
2			5650.000	63.949	59.082	-4.251	68.200	4.867	PK
3			5700.000	82.718	77.499	-22.482	105.200	5.219	PK
4			5720.000	88.871	83.640	-21.929	110.800	5.231	PK
5			5725.000	84.000	78.760	-38.200	122.200	5.241	PK
6			5738.000	114.853	109.586	N/A	N/A	5.267	PK
7			5850.000	75.436	69.719	-46.764	122.200	5.716	PK
8			5855.000	73.325	67.612	-37.475	110.800	5.713	PK
9			5875.000	60.517	54.837	-44.683	105.200	5.680	PK
10			5925.000	58.719	52.766	-9.481	68.200	5.953	PK
11			5957.000	60.910	55.172	-7.290	68.200	5.738	PK

Note: Measure Level (dBμV/m) = Reading Level (dBμV) + Factor (dB/m)

Factor (dB/m) = Cable Loss (dB) + Antenna Factor (dB/m) - Pre_Amplifier Gain (dB)

Site: WZ-AC1	Time: 2022/01/14 - 00:36
Limit: FCC_Part15_Band Edge(3m)	Engineer: Charles Zhang
Probe: WZ-AC1_BBHA9120D_1-18GHz	Polarity: Horizontal
EUT: Giga Hub	Power: AC 120V/60Hz
Test Mode: Transmit by 802.11ax-HE20 at Channel 5180MHz	

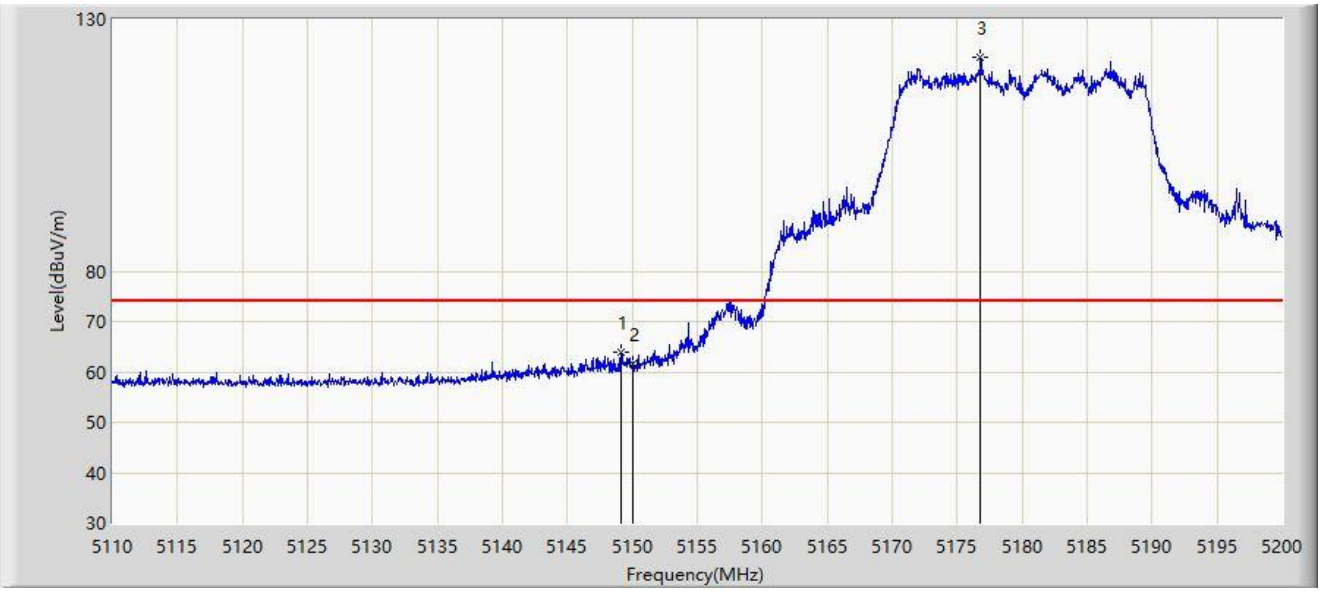

No	Flag	Mark	Frequency (MHz)	Measure Level (dBμV/m)	Reading Level (dBμV)	Margin (dB)	Limit (dBμV/m)	Factor (dB/m)	Type
1			5149.105	63.917	59.130	-10.083	74.000	4.788	PK
2			5150.000	61.523	56.730	-12.477	74.000	4.793	PK
3		*	5176.780	122.337	117.401	N/A	N/A	4.936	PK

Note: Measure Level (dBμV/m) = Reading Level (dBμV) + Factor (dB/m)

Factor (dB/m) = Cable Loss (dB) + Antenna Factor (dB/m) - Pre_Amplifier Gain (dB)

Site: WZ-AC1	Time: 2022/01/14 - 00:37
Limit: FCC_Part15_Band Edge(3m)	Engineer: Charles Zhang
Probe: WZ-AC1_BBHA9120D_1-18GHz	Polarity: Horizontal
EUT: Giga Hub	Power: AC 120V/60Hz
Test Mode: Transmit by 802.11ax-HE20 at Channel 5180MHz	

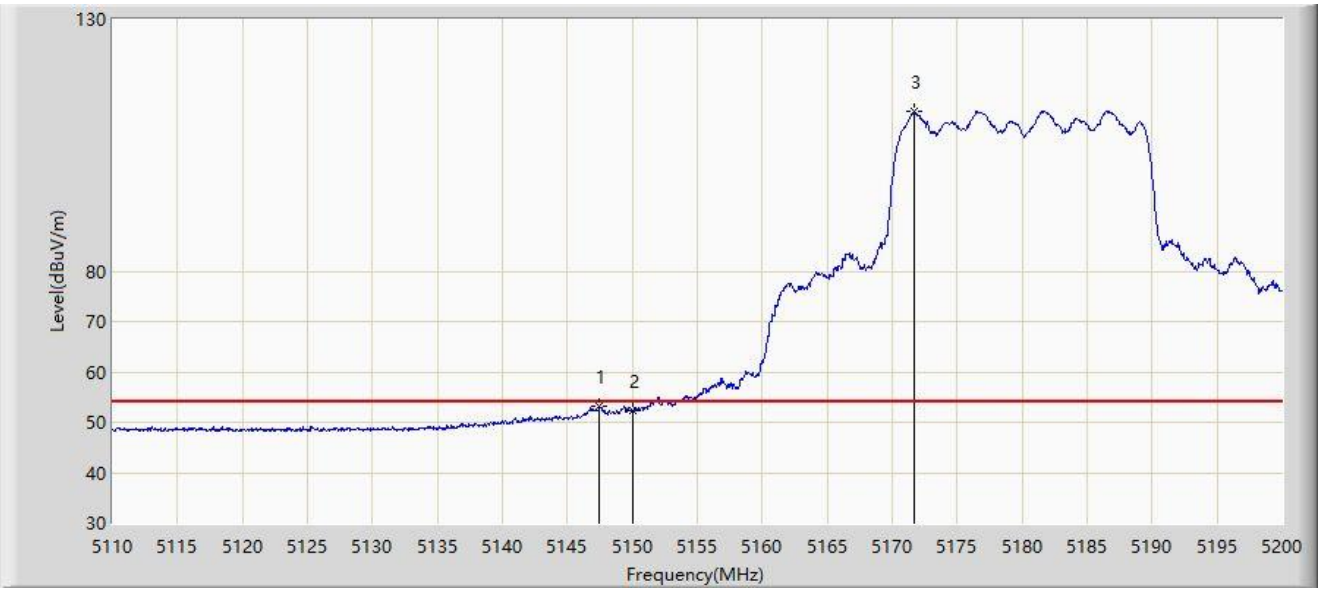

No	Flag	Mark	Frequency (MHz)	Measure Level (dBμV/m)	Reading Level (dBμV)	Margin (dB)	Limit (dBμV/m)	Factor (dB/m)	Type
1			5147.485	53.279	48.497	-0.721	54.000	4.783	AV
2			5150.000	52.299	47.506	-1.701	54.000	4.793	AV
3	X	*	5171.740	111.626	106.677	N/A	N/A	4.949	AV

Note: Measure Level (dBμV/m) = Reading Level (dBμV) + Factor (dB/m)

Factor (dB/m) = Cable Loss (dB) + Antenna Factor (dB/m) - Pre_Amplifier Gain (dB)

Site: WZ-AC1	Time: 2022/01/14 - 00:35
Limit: FCC_Part15_Band Edge(3m)	Engineer: Charles Zhang
Probe: WZ-AC1_BBHA9120D_1-18GHz	Polarity: Vertical
EUT: Giga Hub	Power: AC 120V/60Hz
Test Mode: Transmit by 802.11ax-HE20 at Channel 5180MHz	

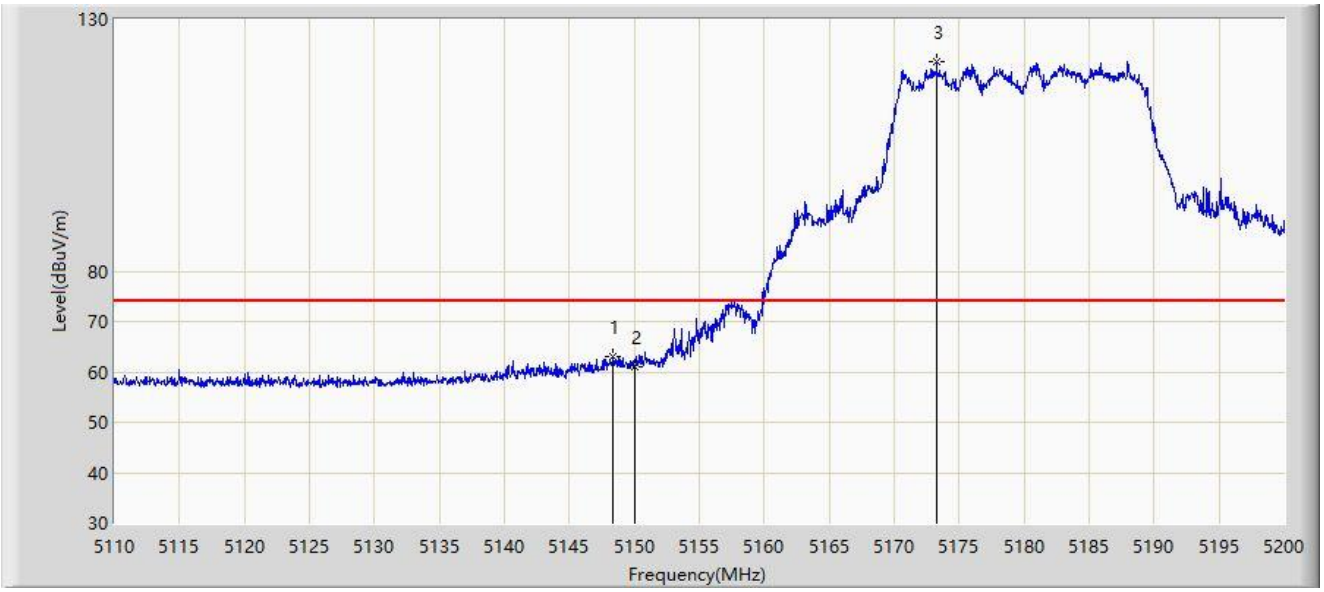

No	Flag	Mark	Frequency (MHz)	Measure Level (dBμV/m)	Reading Level (dBμV)	Margin (dB)	Limit (dBμV/m)	Factor (dB/m)	Type
1			5148.340	62.948	58.165	-11.052	74.000	4.783	PK
2			5150.000	61.140	56.347	-12.860	74.000	4.793	PK
3		*	5173.270	121.463	116.518	N/A	N/A	4.945	PK

Note: Measure Level (dBμV/m) = Reading Level (dBμV) + Factor (dB/m)

Factor (dB/m) = Cable Loss (dB) + Antenna Factor (dB/m) - Pre_Amplifier Gain (dB)

Site: WZ-AC1	Time: 2022/01/14 - 00:34
Limit: FCC_Part15_Band Edge(3m)	Engineer: Charles Zhang
Probe: WZ-AC1_BBHA9120D_1-18GHz	Polarity: Vertical
EUT: Giga Hub	Power: AC 120V/60Hz
Test Mode: Transmit by 802.11ax-HE20 at Channel 5180MHz	

No	Flag	Mark	Frequency (MHz)	Measure Level (dBμV/m)	Reading Level (dBμV)	Margin (dB)	Limit (dBμV/m)	Factor (dB/m)	Type
1			5148.160	53.256	48.474	-0.744	54.000	4.782	AV
2			5150.000	52.635	47.842	-1.365	54.000	4.793	AV
3	X	*	5180.830	112.543	107.618	N/A	N/A	4.925	AV

Note: Measure Level (dBμV/m) = Reading Level (dBμV) + Factor (dB/m)

Factor (dB/m) = Cable Loss (dB) + Antenna Factor (dB/m) - Pre_Amplifier Gain (dB)

Site: WZ-AC1	Time: 2022/01/13 - 00:02
Limit: FCC_Part15.407_Band Edge(3m)	Engineer: Charles Zhang
Probe: WZ-AC1_BBHA9120D_1-18GHz	Polarity: Horizontal
EUT: Giga Hub	Power: AC 120V/60Hz
Test Mode: Transmit by 802.11ax-HE20 at Channel 5745MHz	

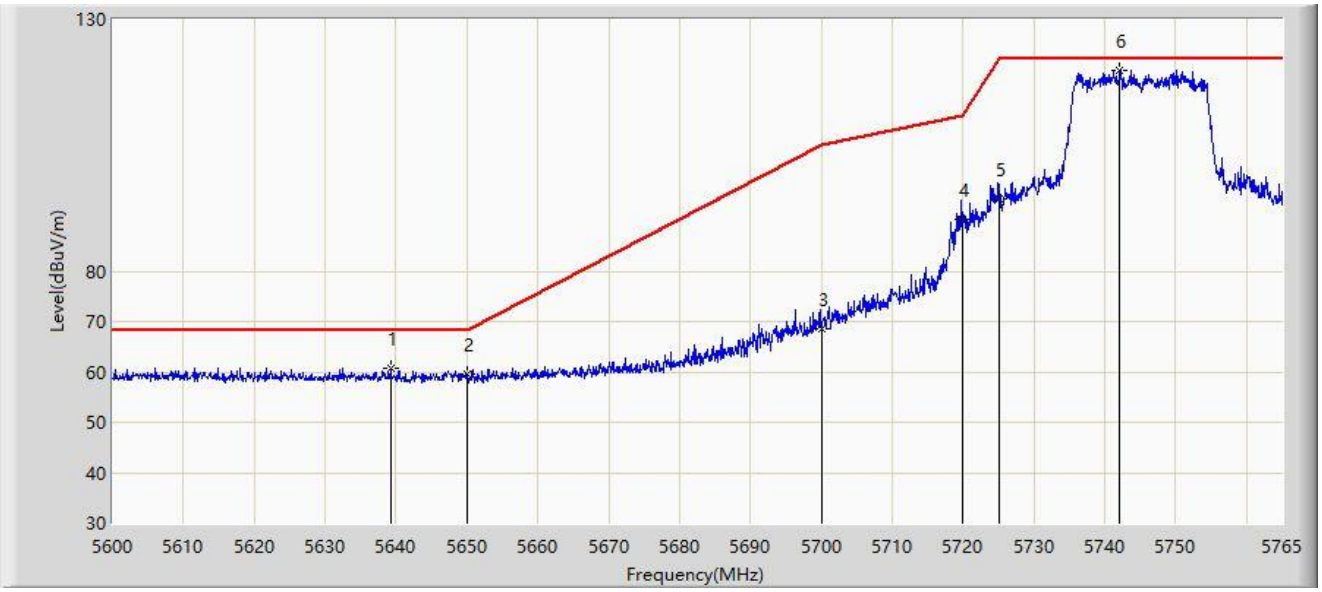

No	Flag	Mark	Frequency (MHz)	Measure Level (dBμV/m)	Reading Level (dBμV)	Margin (dB)	Limit (dBμV/m)	Factor (dB/m)	Type
1			5639.187	60.673	55.856	-7.527	68.200	4.817	PK
2			5650.000	59.501	54.634	-8.699	68.200	4.867	PK
3			5700.000	68.436	63.217	-36.764	105.200	5.219	PK
4			5720.000	90.286	85.055	-20.514	110.800	5.231	PK
5			5725.000	94.491	89.251	-27.709	122.200	5.241	PK
6		*	5742.147	119.922	114.648	N/A	N/A	5.274	PK

Note: Measure Level (dBμV/m) = Reading Level (dBμV) + Factor (dB/m)

Factor (dB/m) = Cable Loss (dB) + Antenna Factor (dB/m) - Pre_Amplifier Gain (dB)

Site: WZ-AC1	Time: 2022/01/13 - 00:00
Limit: FCC_Part15.407_Band Edge(3m)	Engineer: Charles Zhang
Probe: WZ-AC1_BBHA9120D_1-18GHz	Polarity: Vertical
EUT: Giga Hub	Power: AC 120V/60Hz
Test Mode: Transmit by 802.11ax-HE20 at Channel 5745MHz	

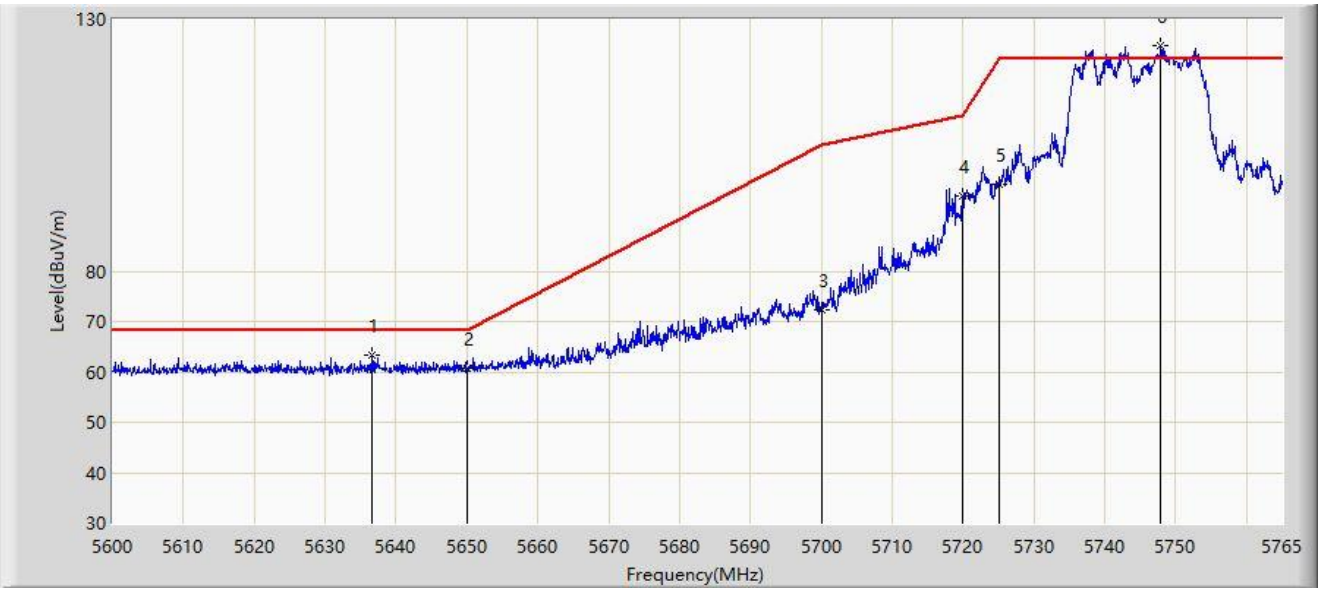

No	Flag	Mark	Frequency (MHz)	Measure Level (dBμV/m)	Reading Level (dBμV)	Margin (dB)	Limit (dBμV/m)	Factor (dB/m)	Type
1			5636.630	63.332	58.502	-4.868	68.200	4.830	PK
2			5650.000	60.694	55.827	-7.506	68.200	4.867	PK
3			5700.000	72.407	67.188	-32.793	105.200	5.219	PK
4			5720.000	94.890	89.659	-15.910	110.800	5.231	PK
5			5725.000	97.138	91.898	-25.062	122.200	5.241	PK
6		*	5747.840	124.644	119.319	N/A	N/A	5.325	PK

Note: Measure Level (dBμV/m) = Reading Level (dBμV) + Factor (dB/m)

Factor (dB/m) = Cable Loss (dB) + Antenna Factor (dB/m) - Pre_Amplifier Gain (dB)

Site: WZ-AC1	Time: 2022/01/13 - 00:05
Limit: FCC_Part15.407_Band Edge(3m)	Engineer: Charles Zhang
Probe: WZ-AC1_BBHA9120D_1-18GHz	Polarity: Horizontal
EUT: Giga Hub	Power: AC 120V/60Hz
Test Mode: Transmit by 802.11ax-HE20 at Channel 5825MHz	

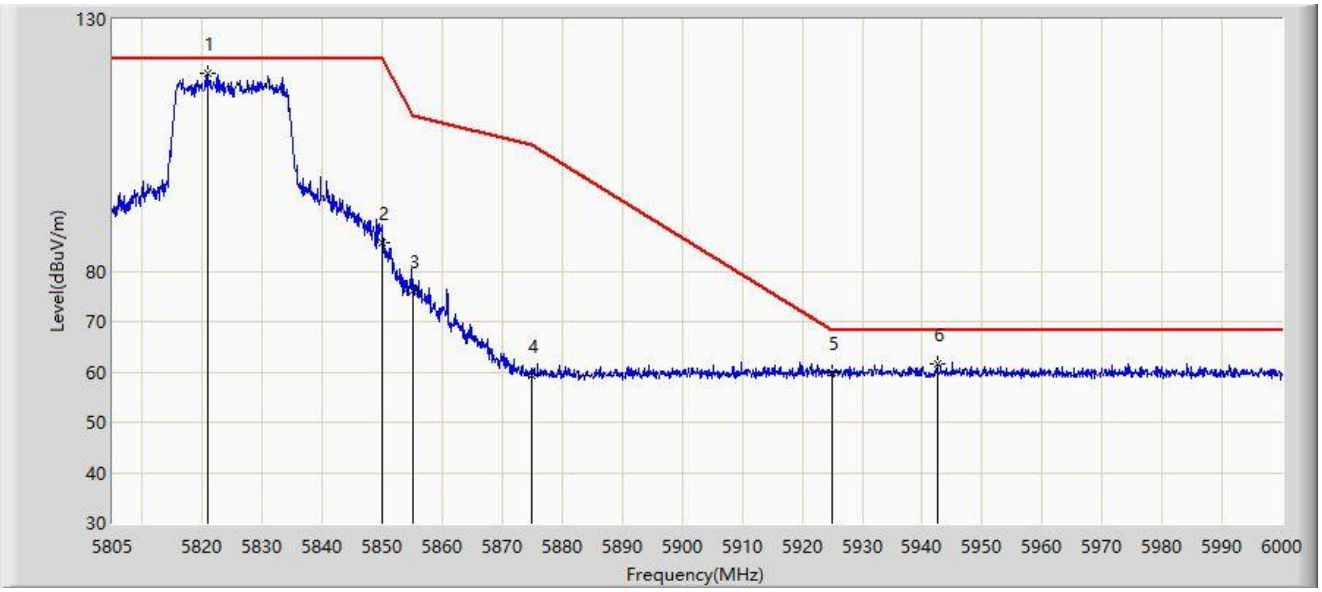

No	Flag	Mark	Frequency (MHz)	Measure Level (dBμV/m)	Reading Level (dBμV)	Margin (dB)	Limit (dBμV/m)	Factor (dB/m)	Type
1		*	5820.795	119.293	113.704	N/A	N/A	5.589	PK
2			5850.000	85.624	79.907	-36.576	122.200	5.716	PK
3			5855.000	76.160	70.447	-34.640	110.800	5.713	PK
4			5875.000	59.324	53.644	-45.876	105.200	5.680	PK
5			5925.000	59.952	53.999	-8.248	68.200	5.953	PK
6			5942.475	61.711	55.888	-6.489	68.200	5.823	PK

Note: Measure Level (dBμV/m) = Reading Level (dBμV) + Factor (dB/m)

Factor (dB/m) = Cable Loss (dB) + Antenna Factor (dB/m) - Pre_Amplifier Gain (dB)

Site: WZ-AC1	Time: 2022/01/13 - 00:03
Limit: FCC_Part15.407_Band Edge(3m)	Engineer: Charles Zhang
Probe: WZ-AC1_BBHA9120D_1-18GHz	Polarity: Vertical
EUT: Giga Hub	Power: AC 120V/60Hz
Test Mode: Transmit by 802.11ax-HE20 at Channel 5825MHz	

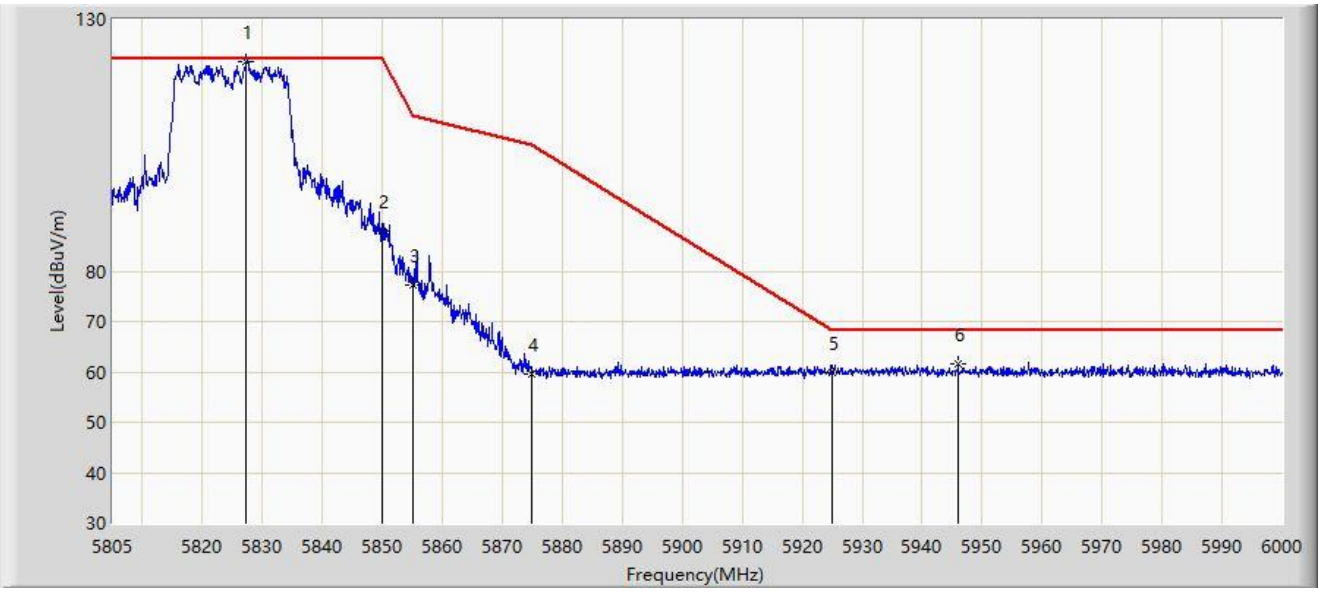

No	Flag	Mark	Frequency (MHz)	Measure Level (dBμV/m)	Reading Level (dBμV)	Margin (dB)	Limit (dBμV/m)	Factor (dB/m)	Type
1		*	5827.328	121.579	115.950	N/A	N/A	5.628	PK
2			5850.000	87.939	82.222	-34.261	122.200	5.716	PK
3			5855.000	77.208	71.495	-33.592	110.800	5.713	PK
4			5875.000	59.689	54.009	-45.511	105.200	5.680	PK
5			5925.000	59.847	53.894	-8.353	68.200	5.953	PK
6			5945.985	61.605	55.802	-6.595	68.200	5.804	PK

Note: Measure Level (dBμV/m) = Reading Level (dBμV) + Factor (dB/m)

Factor (dB/m) = Cable Loss (dB) + Antenna Factor (dB/m) - Pre_Amplifier Gain (dB)

Site: WZ-AC1	Time: 2022/01/13 - 00:18
Limit: FCC_Part15_Band Edge(3m)	Engineer: Charles Zhang
Probe: WZ-AC1_BBHA9120D_1-18GHz	Polarity: Horizontal
EUT: Giga Hub	Power: AC 120V/60Hz
Test Mode: Transmit by 802.11ax-HE40 at Channel 5190MHz	

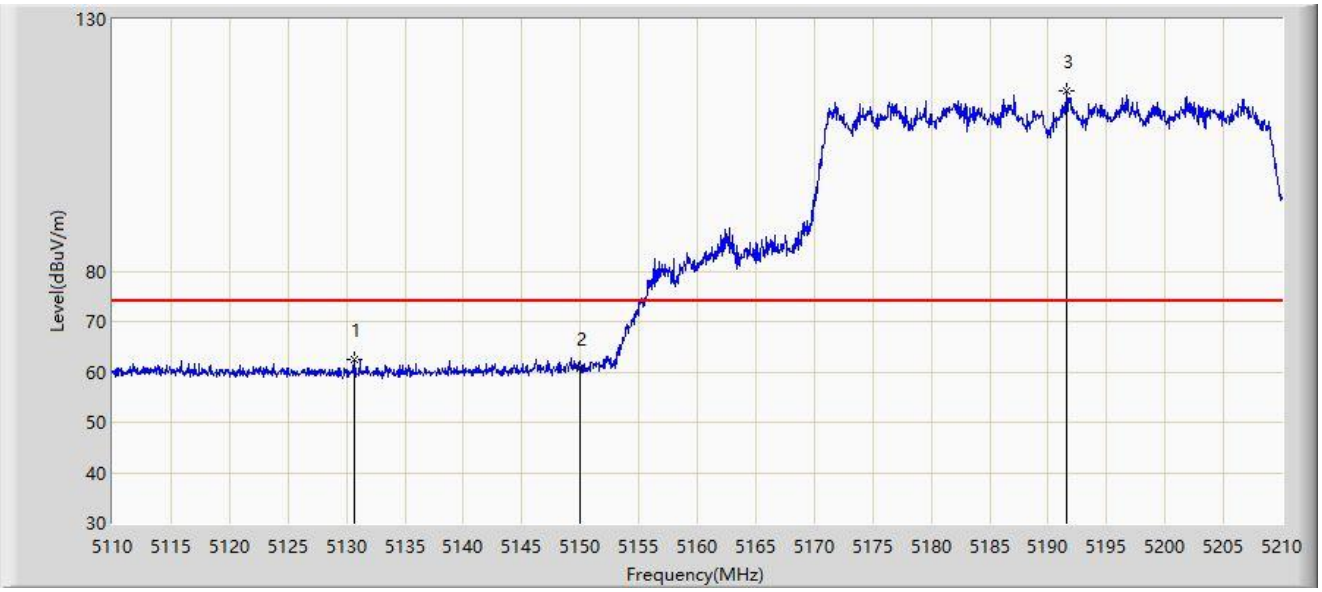

No	Flag	Mark	Frequency (MHz)	Measure Level (dBμV/m)	Reading Level (dBμV)	Margin (dB)	Limit (dBμV/m)	Factor (dB/m)	Type
1			5130.650	62.560	57.718	-11.440	74.000	4.842	PK
2			5150.000	60.594	55.801	-13.406	74.000	4.793	PK
3		*	5191.550	115.748	110.852	N/A	N/A	4.896	PK

Note: Measure Level (dBμV/m) = Reading Level (dBμV) + Factor (dB/m)

Factor (dB/m) = Cable Loss (dB) + Antenna Factor (dB/m) - Pre_Amplifier Gain (dB)

Site: WZ-AC1	Time: 2022/01/13 - 00:19
Limit: FCC_Part15_Band Edge(3m)	Engineer: Charles Zhang
Probe: WZ-AC1_BBHA9120D_1-18GHz	Polarity: Horizontal
EUT: Giga Hub	Power: AC 120V/60Hz
Test Mode: Transmit by 802.11ax-HE40 at Channel 5190MHz	

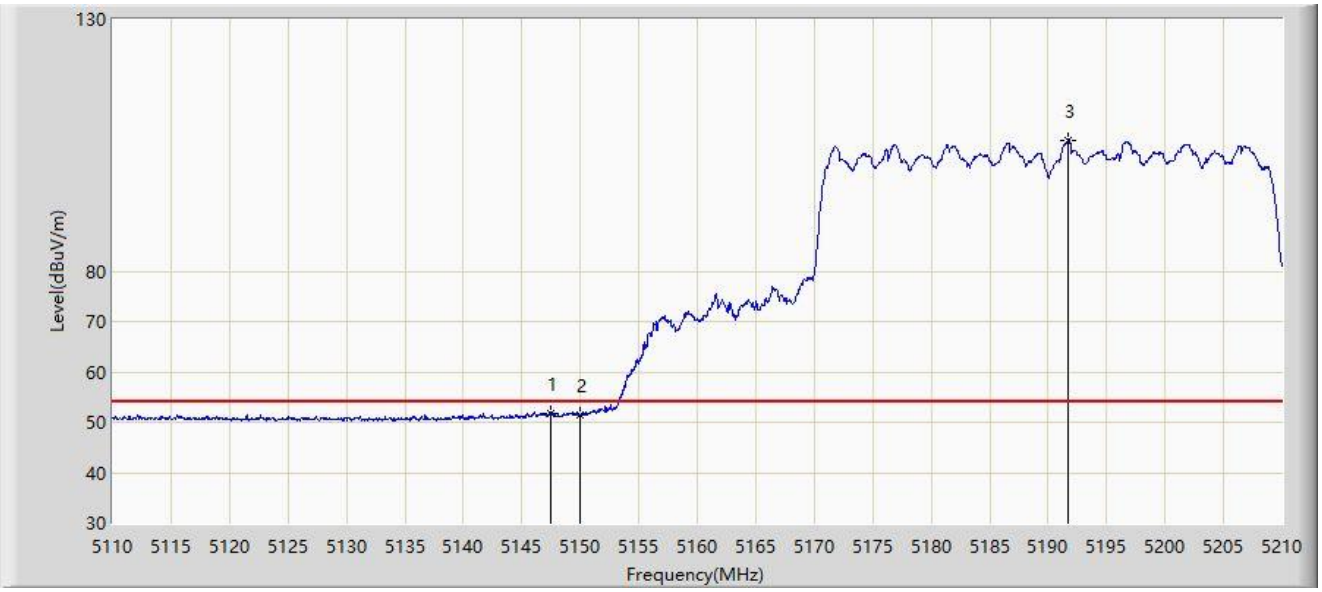

No	Flag	Mark	Frequency (MHz)	Measure Level (dBμV/m)	Reading Level (dBμV)	Margin (dB)	Limit (dBμV/m)	Factor (dB/m)	Type
1			5147.450	51.884	47.102	-2.116	54.000	4.783	AV
2			5150.000	51.466	46.673	-2.534	54.000	4.793	AV
3		*	5191.700	106.080	101.183	N/A	N/A	4.897	AV

Note: Measure Level (dBμV/m) = Reading Level (dBμV) + Factor (dB/m)

Factor (dB/m) = Cable Loss (dB) + Antenna Factor (dB/m) - Pre_Amplifier Gain (dB)

Site: WZ-AC1	Time: 2022/01/13 - 00:17
Limit: FCC_Part15_Band Edge(3m)	Engineer: Charles Zhang
Probe: WZ-AC1_BBHA9120D_1-18GHz	Polarity: Vertical
EUT: Giga Hub	Power: AC 120V/60Hz
Test Mode: Transmit by 802.11ax-HE40 at Channel 5190MHz	

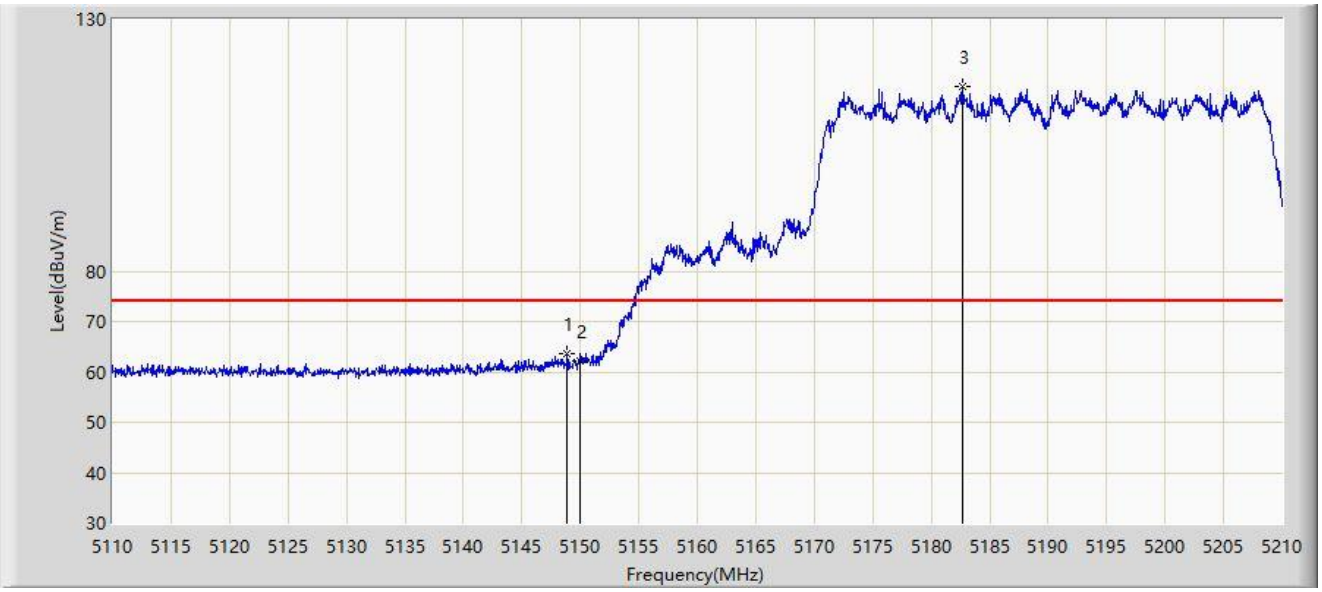

No	Flag	Mark	Frequency (MHz)	Measure Level (dBμV/m)	Reading Level (dBμV)	Margin (dB)	Limit (dBμV/m)	Factor (dB/m)	Type
1			5148.900	63.503	58.717	-10.497	74.000	4.786	PK
2			5150.000	62.285	57.492	-11.715	74.000	4.793	PK
3		*	5182.700	116.793	111.876	N/A	N/A	4.916	PK

Note: Measure Level (dBμV/m) = Reading Level (dBμV) + Factor (dB/m)

Factor (dB/m) = Cable Loss (dB) + Antenna Factor (dB/m) - Pre_Amplifier Gain (dB)

Site: WZ-AC1	Time: 2022/01/13 - 00:16
Limit: FCC_Part15_Band Edge(3m)	Engineer: Charles Zhang
Probe: WZ-AC1_BBHA9120D_1-18GHz	Polarity: Vertical
EUT: Giga Hub	Power: AC 120V/60Hz
Test Mode: Transmit by 802.11ax-HE40 at Channel 5190MHz	

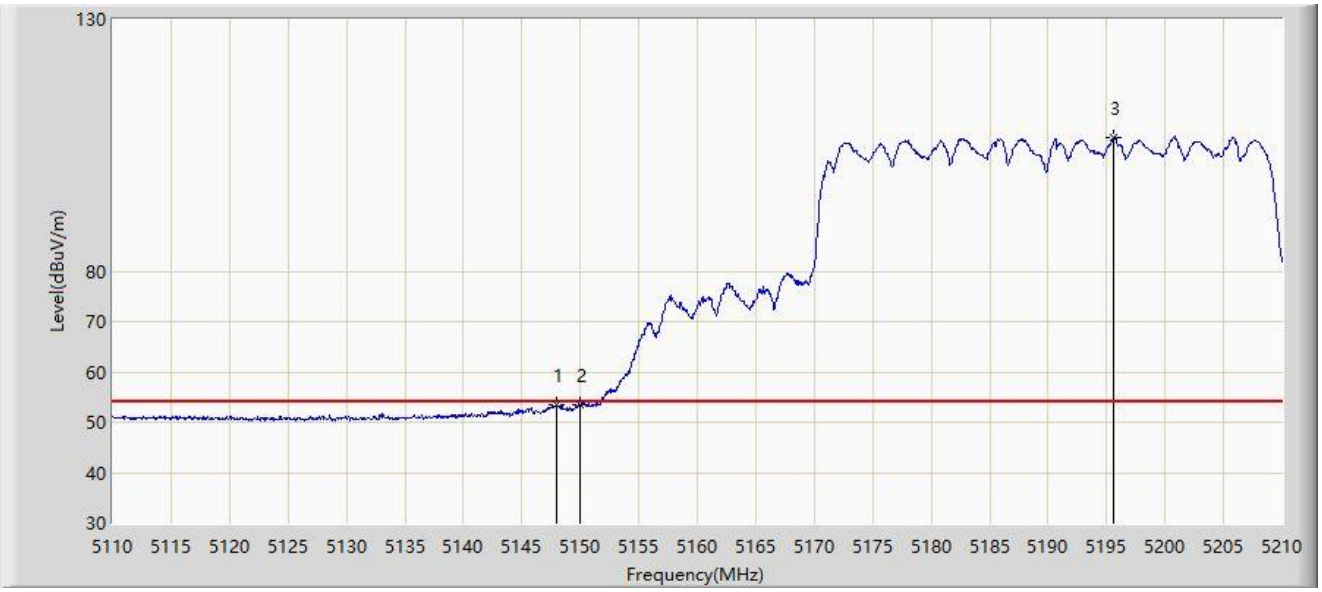

No	Flag	Mark	Frequency (MHz)	Measure Level (dBμV/m)	Reading Level (dBμV)	Margin (dB)	Limit (dBμV/m)	Factor (dB/m)	Type
1			5147.950	53.425	48.644	-0.575	54.000	4.781	AV
2			5150.000	53.421	48.628	-0.579	54.000	4.793	AV
3		*	5195.650	106.631	101.719	N/A	N/A	4.913	AV

Note: Measure Level (dBμV/m) = Reading Level (dBμV) + Factor (dB/m)

Factor (dB/m) = Cable Loss (dB) + Antenna Factor (dB/m) - Pre_Amplifier Gain (dB)

Site: WZ-AC1	Time: 2022/01/13 - 01:16
Limit: FCC_Part15.407_Band Edge(3m)	Engineer: Charles Zhang
Probe: WZ-AC1_BBHA9120D_1-18GHz	Polarity: Horizontal
EUT: Giga Hub	Power: AC 120V/60Hz
Test Mode: Transmit by 802.11ax-HE40 at Channel 5755MHz	

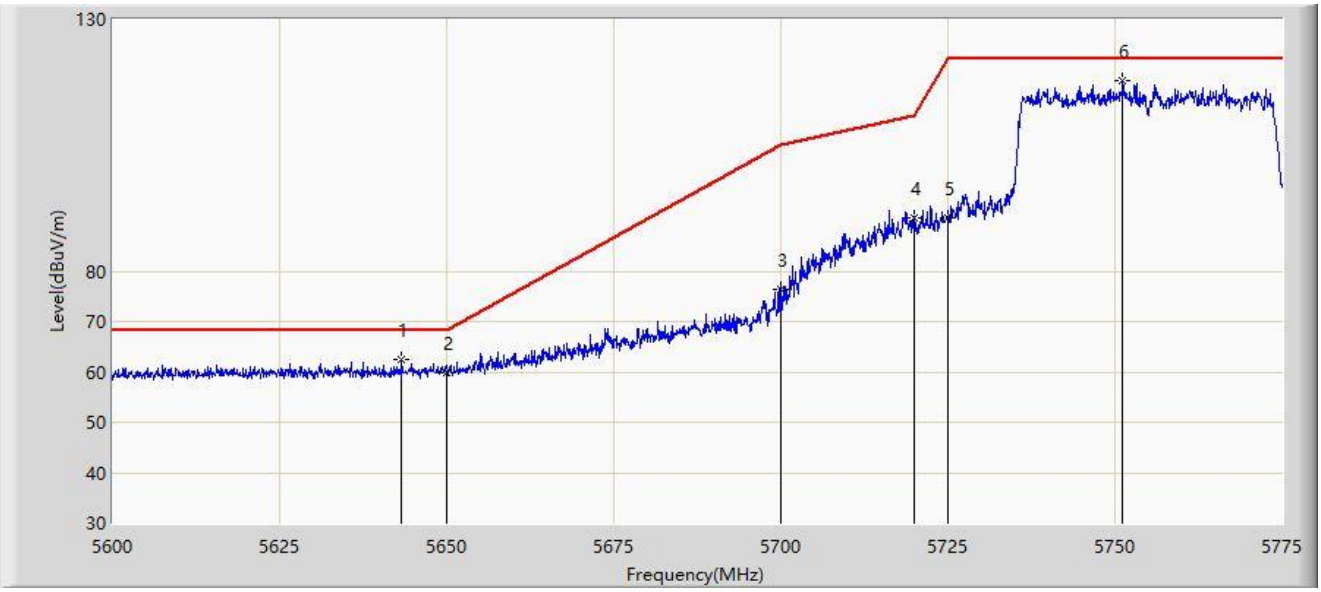

No	Flag	Mark	Frequency (MHz)	Measure Level (dBμV/m)	Reading Level (dBμV)	Margin (dB)	Limit (dBμV/m)	Factor (dB/m)	Type
1			5643.225	62.367	57.545	-5.833	68.200	4.823	PK
2			5650.000	59.995	55.128	-8.205	68.200	4.867	PK
3			5700.000	76.512	71.293	-28.688	105.200	5.219	PK
4			5720.000	90.560	85.329	-20.240	110.800	5.231	PK
5			5725.000	90.703	85.463	-31.497	122.200	5.241	PK
6		*	5751.200	117.785	112.416	N/A	N/A	5.370	PK

Note: Measure Level (dBμV/m) = Reading Level (dBμV) + Factor (dB/m)

Factor (dB/m) = Cable Loss (dB) + Antenna Factor (dB/m) - Pre_Amplifier Gain (dB)

Site: WZ-AC1	Time: 2022/01/13 - 01:15
Limit: FCC_Part15.407_Band Edge(3m)	Engineer: Charles Zhang
Probe: WZ-AC1_BBHA9120D_1-18GHz	Polarity: Vertical
EUT: Giga Hub	Power: AC 120V/60Hz
Test Mode: Transmit by 802.11ax-HE40 at Channel 5755MHz	

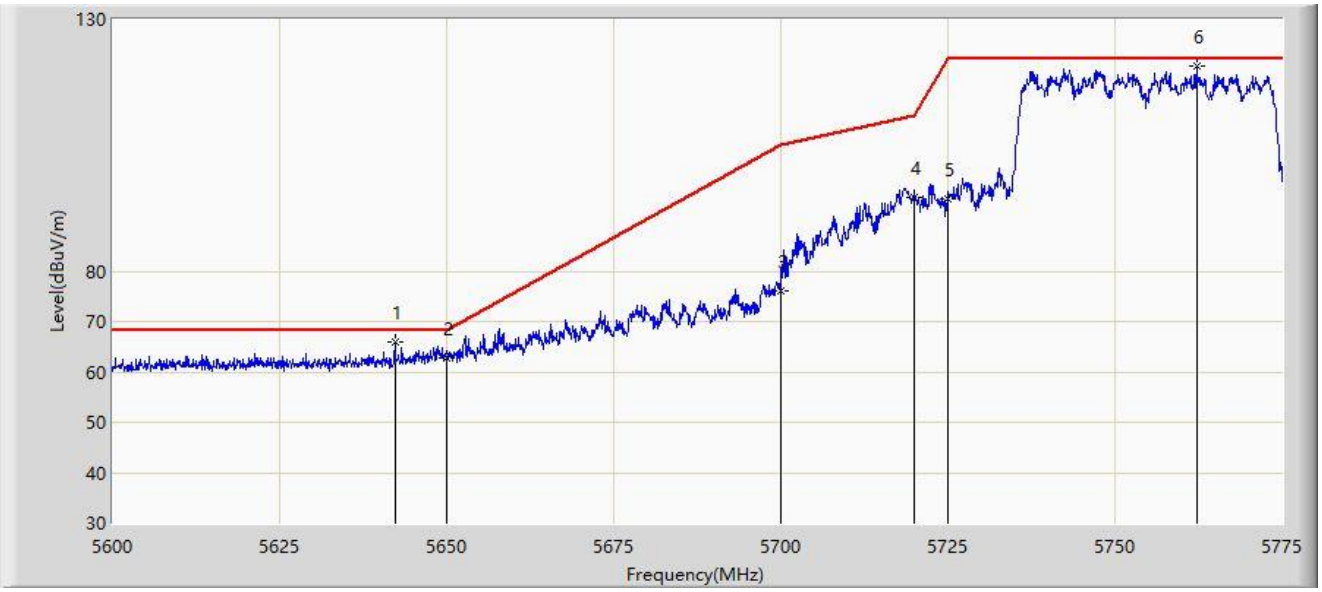

No	Flag	Mark	Frequency (MHz)	Measure Level (dBμV/m)	Reading Level (dBμV)	Margin (dB)	Limit (dBμV/m)	Factor (dB/m)	Type
1			5642.263	66.063	61.247	-2.137	68.200	4.817	PK
2			5650.000	62.673	57.806	-5.527	68.200	4.867	PK
3			5700.000	76.013	70.794	-29.187	105.200	5.219	PK
4			5720.000	94.506	89.275	-16.294	110.800	5.231	PK
5			5725.000	94.414	89.174	-27.786	122.200	5.241	PK
6		*	5762.225	120.676	115.181	N/A	N/A	5.495	PK

Note: Measure Level (dBμV/m) = Reading Level (dBμV) + Factor (dB/m)

Factor (dB/m) = Cable Loss (dB) + Antenna Factor (dB/m) - Pre_Amplifier Gain (dB)

Site: WZ-AC1	Time: 2022/01/13 - 01:18
Limit: FCC_Part15.407_Band Edge(3m)	Engineer: Charles Zhang
Probe: WZ-AC1_BBHA9120D_1-18GHz	Polarity: Horizontal
EUT: Giga Hub	Power: AC 120V/60Hz
Test Mode: Transmit by 802.11ax-HE40 at Channel 5795MHz	

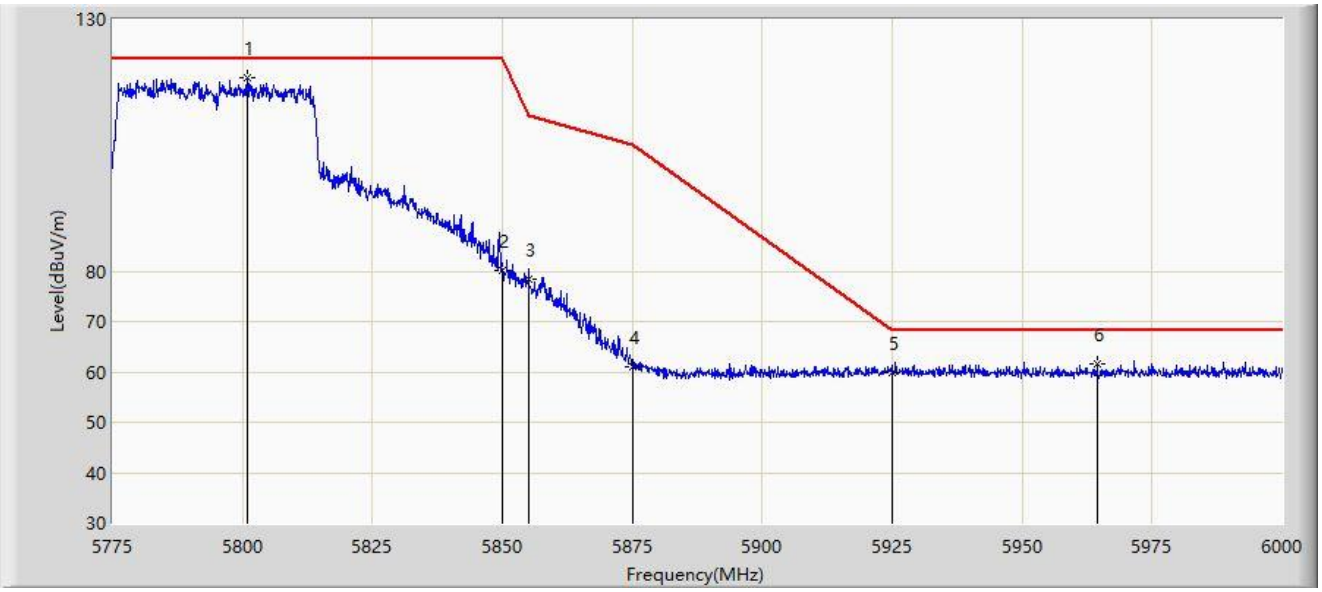

No	Flag	Mark	Frequency (MHz)	Measure Level (dBμV/m)	Reading Level (dBμV)	Margin (dB)	Limit (dBμV/m)	Factor (dB/m)	Type
1		*	5800.875	118.493	113.029	N/A	N/A	5.463	PK
2			5850.000	80.044	74.327	-42.156	122.200	5.716	PK
3			5855.000	78.364	72.651	-32.436	110.800	5.713	PK
4			5875.000	60.966	55.286	-44.234	105.200	5.680	PK
5			5925.000	59.918	53.965	-8.282	68.200	5.953	PK
6			5964.450	61.555	55.851	-6.645	68.200	5.704	PK

Note: Measure Level (dBμV/m) = Reading Level (dBμV) + Factor (dB/m)

Factor (dB/m) = Cable Loss (dB) + Antenna Factor (dB/m) - Pre_Amplifier Gain (dB)

Site: WZ-AC1	Time: 2022/01/13 - 01:17
Limit: FCC_Part15.407_Band Edge(3m)	Engineer: Charles Zhang
Probe: WZ-AC1_BBHA9120D_1-18GHz	Polarity: Vertical
EUT: Giga Hub	Power: AC 120V/60Hz
Test Mode: Transmit by 802.11ax-HE40 at Channel 5795MHz	

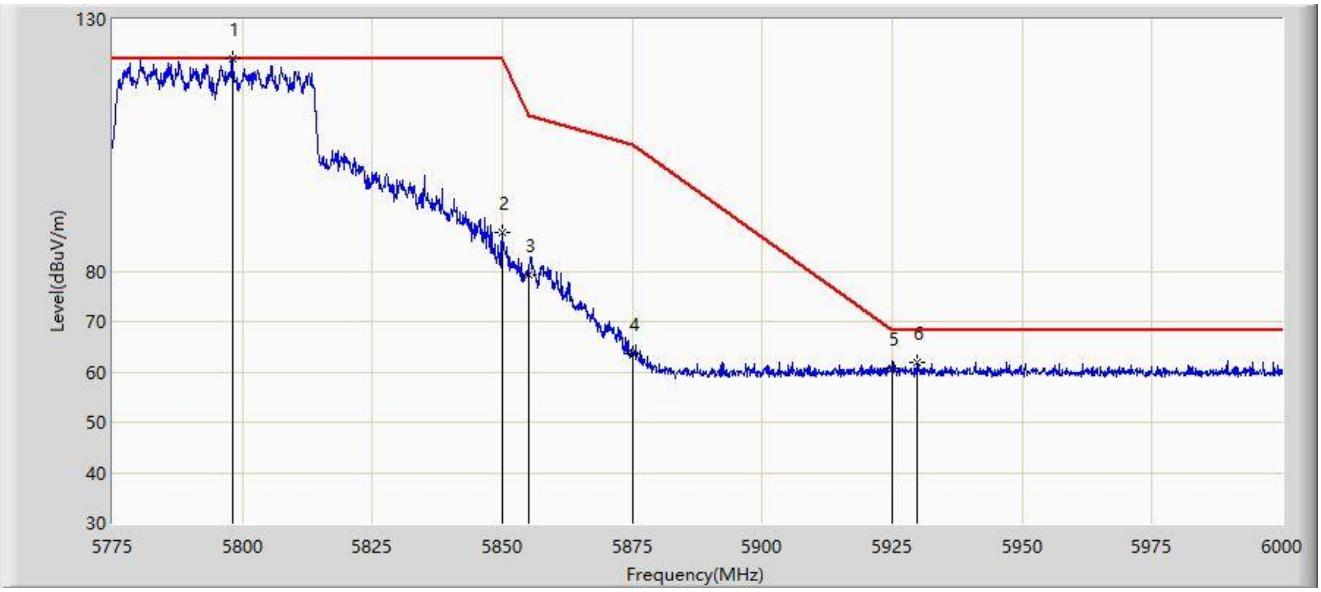

No	Flag	Mark	Frequency (MHz)	Measure Level (dBμV/m)	Reading Level (dBμV)	Margin (dB)	Limit (dBμV/m)	Factor (dB/m)	Type
1		*	5798.062	122.091	116.633	N/A	N/A	5.459	PK
2			5850.000	87.559	81.842	-34.641	122.200	5.716	PK
3			5855.000	79.385	73.672	-31.415	110.800	5.713	PK
4			5875.000	63.732	58.052	-41.468	105.200	5.680	PK
5			5925.000	60.667	54.714	-7.533	68.200	5.953	PK
6			5929.800	61.850	55.896	-6.350	68.200	5.954	PK

Note: Measure Level (dBμV/m) = Reading Level (dBμV) + Factor (dB/m)

Factor (dB/m) = Cable Loss (dB) + Antenna Factor (dB/m) - Pre_Amplifier Gain (dB)

Site: WZ-AC1	Time: 2022/01/13 - 21:57
Limit: FCC_Part15_Band Edge(3m)	Engineer: Charles Zhang
Probe: WZ-AC1_BBHA9120D_1-18GHz	Polarity: Horizontal
EUT: Giga Hub	Power: AC 120V/60Hz
Test Mode: Transmit by 802.11ax-HE80 at Channel 5210MHz	

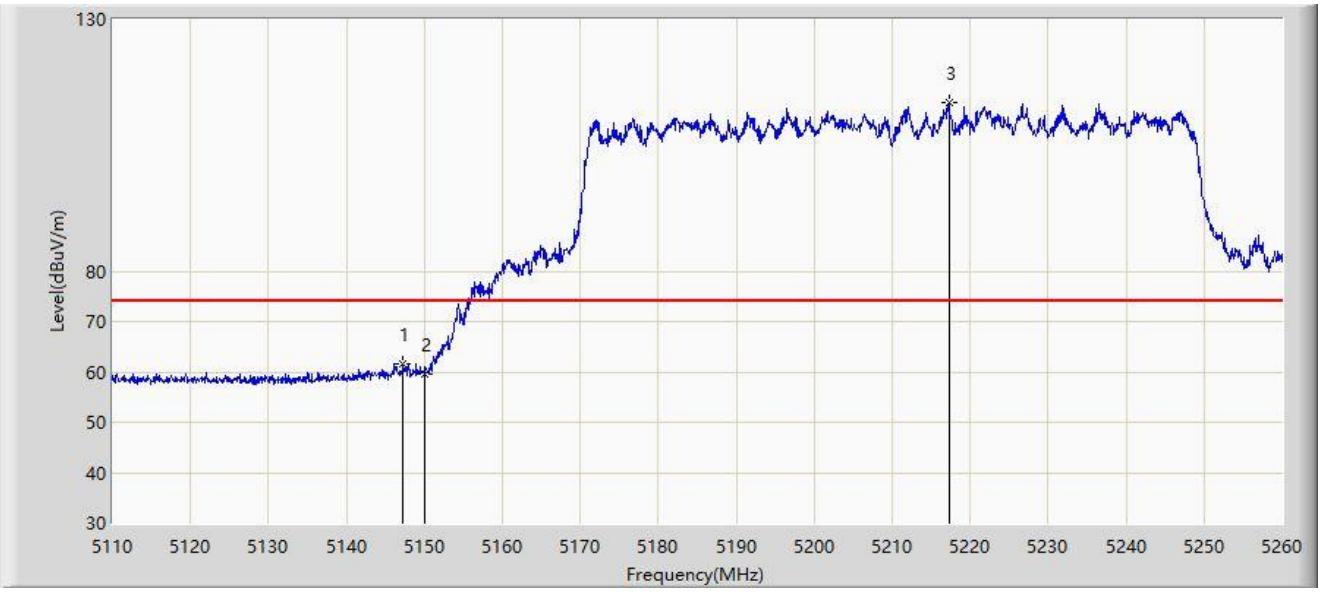

No	Flag	Mark	Frequency (MHz)	Measure Level (dBμV/m)	Reading Level (dBμV)	Margin (dB)	Limit (dBμV/m)	Factor (dB/m)	Type
1			5147.275	61.621	56.838	-12.379	74.000	4.783	PK
2			5150.000	59.628	54.835	-14.372	74.000	4.793	PK
3		*	5217.250	113.388	108.484	N/A	N/A	4.904	PK

Note: Measure Level (dBμV/m) = Reading Level (dBμV) + Factor (dB/m)

Factor (dB/m) = Cable Loss (dB) + Antenna Factor (dB/m) - Pre_Amplifier Gain (dB)

Site: WZ-AC1	Time: 2022/01/13 - 21:59
Limit: FCC_Part15_Band Edge(3m)	Engineer: Charles Zhang
Probe: WZ-AC1_BBHA9120D_1-18GHz	Polarity: Horizontal
EUT: Giga Hub	Power: AC 120V/60Hz
Test Mode: Transmit by 802.11ax-HE80 at Channel 5210MHz	

No	Flag	Mark	Frequency (MHz)	Measure Level (dBμV/m)	Reading Level (dBμV)	Margin (dB)	Limit (dBμV/m)	Factor (dB/m)	Type
1			5147.500	52.004	47.222	-1.996	54.000	4.783	AV
2			5150.000	51.086	46.293	-2.914	54.000	4.793	AV
3		*	5221.675	103.773	98.866	N/A	N/A	4.908	AV

Note: Measure Level (dBμV/m) = Reading Level (dBμV) + Factor (dB/m)

Factor (dB/m) = Cable Loss (dB) + Antenna Factor (dB/m) - Pre_Amplifier Gain (dB)

Site: WZ-AC1	Time: 2022/01/13 - 21:55
Limit: FCC_Part15_Band Edge(3m)	Engineer: Charles Zhang
Probe: WZ-AC1_BBHA9120D_1-18GHz	Polarity: Vertical
EUT: Giga Hub	Power: AC 120V/60Hz
Test Mode: Transmit by 802.11ax-HE80 at Channel 5210MHz	

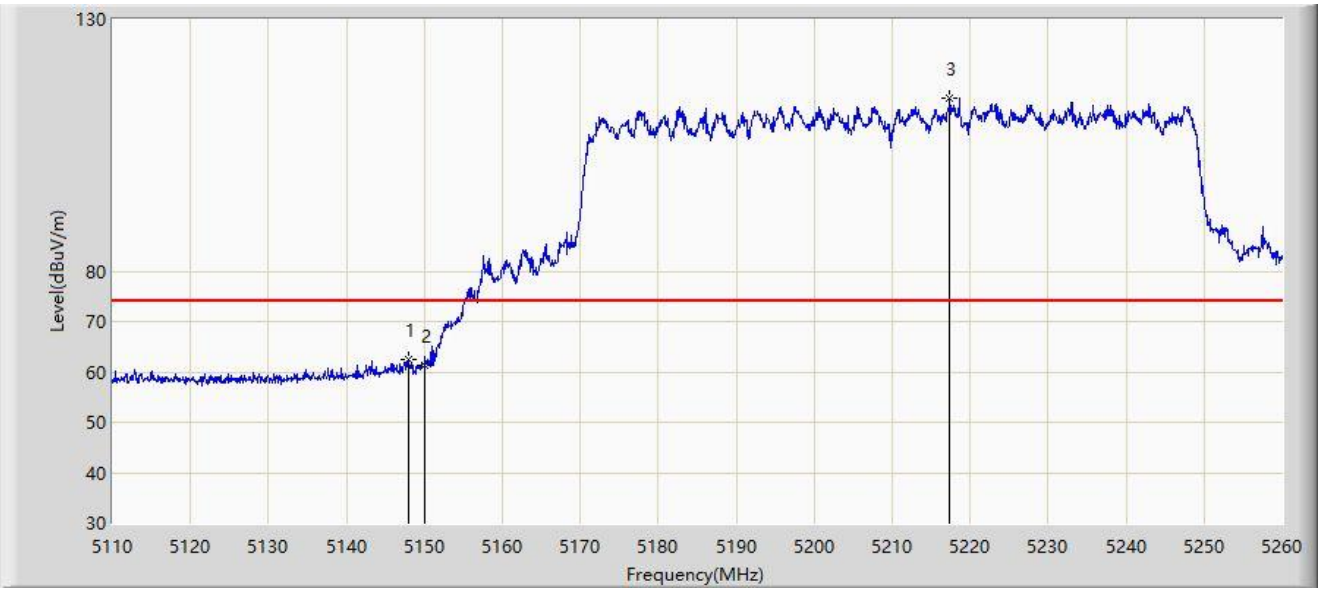

No	Flag	Mark	Frequency (MHz)	Measure Level (dBμV/m)	Reading Level (dBμV)	Margin (dB)	Limit (dBμV/m)	Factor (dB/m)	Type
1			5147.950	62.340	57.559	-11.660	74.000	4.781	PK
2			5150.000	61.322	56.529	-12.678	74.000	4.793	PK
3		*	5217.325	114.424	109.520	N/A	N/A	4.905	PK

Note: Measure Level (dBμV/m) = Reading Level (dBμV) + Factor (dB/m)

Factor (dB/m) = Cable Loss (dB) + Antenna Factor (dB/m) - Pre_Amplifier Gain (dB)

Site: WZ-AC1	Time: 2022/01/13 - 21:53
Limit: FCC_Part15_Band Edge(3m)	Engineer: Charles Zhang
Probe: WZ-AC1_BBHA9120D_1-18GHz	Polarity: Vertical
EUT: Giga Hub	Power: AC 120V/60Hz
Test Mode: Transmit by 802.11ax-HE80 at Channel 5210MHz	

No	Flag	Mark	Frequency (MHz)	Measure Level (dBμV/m)	Reading Level (dBμV)	Margin (dB)	Limit (dBμV/m)	Factor (dB/m)	Type
1			5147.800	53.320	48.539	-0.680	54.000	4.782	AV
2			5150.000	53.237	48.444	-0.763	54.000	4.793	AV
3		*	5225.875	104.776	99.901	N/A	N/A	4.875	AV

Note: Measure Level (dBμV/m) = Reading Level (dBμV) + Factor (dB/m)

Factor (dB/m) = Cable Loss (dB) + Antenna Factor (dB/m) - Pre_Amplifier Gain (dB)

Site: WZ-AC1	Time: 2022/01/13 - 22:52
Limit: FCC_Part15.407_Band Edge(3m)	Engineer: Charles Zhang
Probe: WZ-AC1_BBHA9120D_1-18GHz	Polarity: Horizontal
EUT: Giga Hub	Power: AC 120V/60Hz
Test Mode: Transmit by 802.11ax-HE80 at Channel 5775MHz	

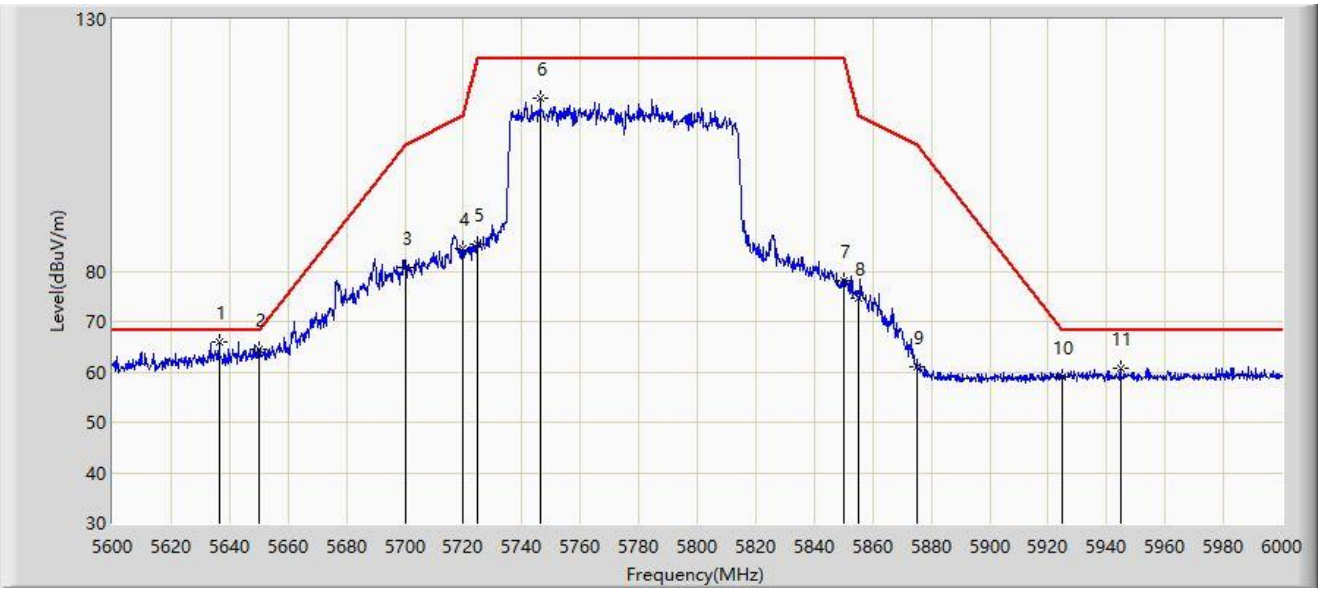

No	Flag	Mark	Frequency (MHz)	Measure Level (dBμV/m)	Reading Level (dBμV)	Margin (dB)	Limit (dBμV/m)	Factor (dB/m)	Type
1		*	5636.400	65.880	61.046	-2.320	68.200	4.834	PK
2			5650.000	64.527	59.660	-3.673	68.200	4.867	PK
3			5700.000	80.587	75.368	-24.613	105.200	5.219	PK
4			5720.000	84.348	79.117	-26.452	110.800	5.231	PK
5			5725.000	85.418	80.178	-36.782	122.200	5.241	PK
6			5746.400	114.383	109.077	N/A	N/A	5.307	PK
7			5850.000	77.988	72.271	-44.212	122.200	5.716	PK
8			5855.000	74.505	68.792	-36.295	110.800	5.713	PK
9			5875.000	60.938	55.258	-44.262	105.200	5.680	PK
10			5925.000	58.978	53.025	-9.222	68.200	5.953	PK
11			5944.800	60.630	54.820	-7.570	68.200	5.810	PK

Note: Measure Level (dBμV/m) = Reading Level (dBμV) + Factor (dB/m)

Factor (dB/m) = Cable Loss (dB) + Antenna Factor (dB/m) - Pre_Amplifier Gain (dB)

Site: WZ-AC1	Time: 2022/01/13 - 22:50
Limit: FCC_Part15.407_Band Edge(3m)	Engineer: Charles Zhang
Probe: WZ-AC1_BBHA9120D_1-18GHz	Polarity: Vertical
EUT: Giga Hub	Power: AC 120V/60Hz
Test Mode: Transmit by 802.11ax-HE80 at Channel 5775MHz	

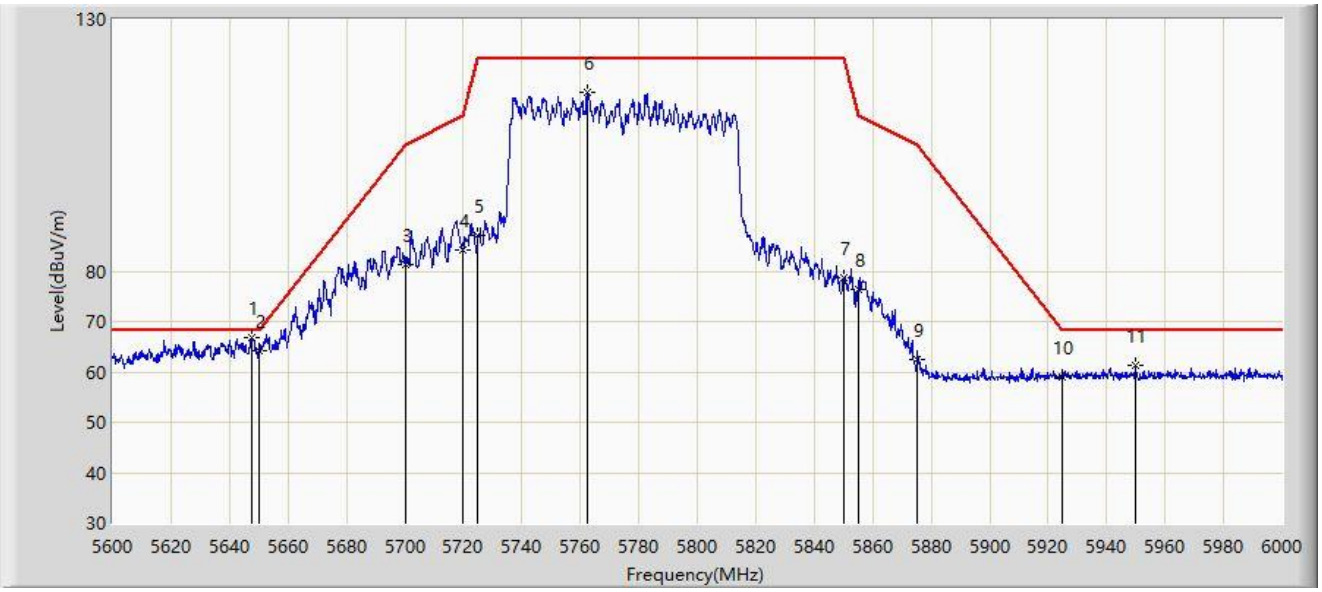

No	Flag	Mark	Frequency (MHz)	Measure Level (dBμV/m)	Reading Level (dBμV)	Margin (dB)	Limit (dBμV/m)	Factor (dB/m)	Type
1		*	5647.600	66.806	61.955	-1.394	68.200	4.851	PK
2			5650.000	64.253	59.386	-3.947	68.200	4.867	PK
3			5700.000	81.214	75.995	-23.986	105.200	5.219	PK
4			5720.000	84.345	79.114	-26.455	110.800	5.231	PK
5			5725.000	86.968	81.728	-35.232	122.200	5.241	PK
6			5762.600	115.620	110.123	N/A	N/A	5.497	PK
7			5850.000	78.832	73.115	-43.368	122.200	5.716	PK
8			5855.000	76.486	70.773	-34.314	110.800	5.713	PK
9			5875.000	62.396	56.716	-42.804	105.200	5.680	PK
10			5925.000	58.949	52.996	-9.251	68.200	5.953	PK
11			5950.000	61.415	55.635	-6.785	68.200	5.780	PK

Note: Measure Level (dBμV/m) = Reading Level (dBμV) + Factor (dB/m)

Factor (dB/m) = Cable Loss (dB) + Antenna Factor (dB/m) - Pre_Amplifier Gain (dB)

A.9 AC Conducted Emissions Test Result

Site: WZ-SR2	Time: 2022/01/19
Temperature: 24.0°C	Humidity: 33.8%
Limit: FCC_Part15.207_CE_AC Power	Engineer: Helen Han
Probe: ENV216_101683_Filter Off_C	Polarity: Line
EUT: Giga Hub	Power: AC 120V/60Hz
Test Mode: Transmit by 802.11a at channel 5745MHz	

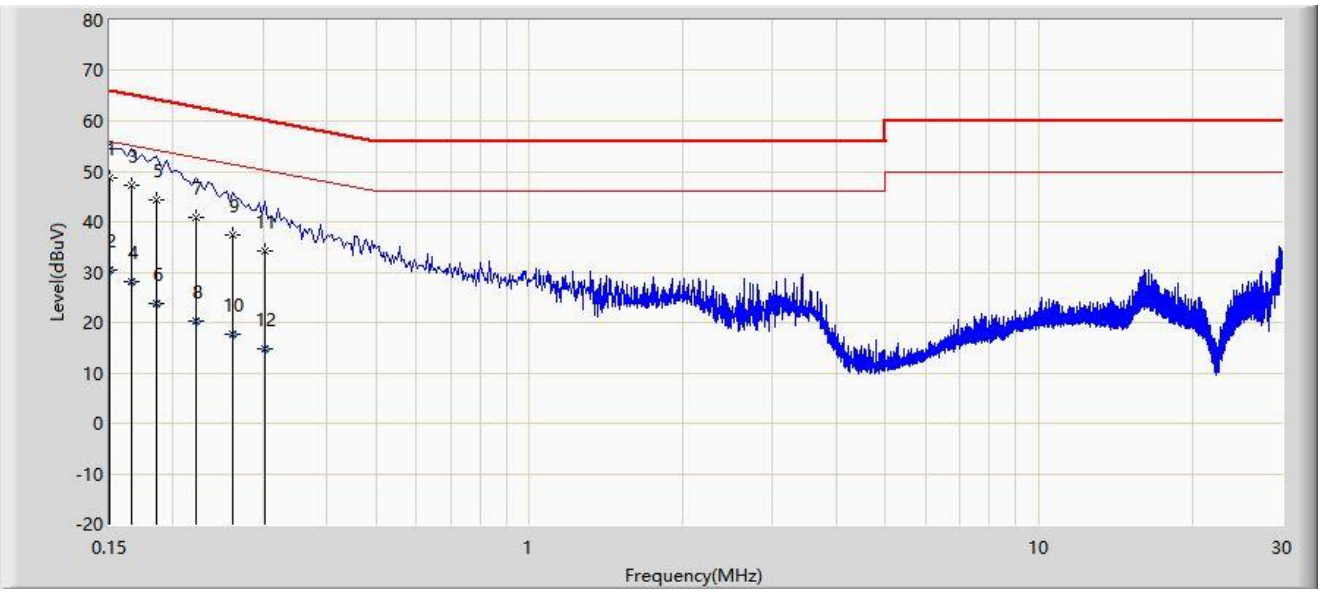

No	Flag	Mark	Frequency (MHz)	Measure Level (dBμV)	Reading Level (dBμV)	Margin (dB)	Limit (dBμV)	Factor (dB)	Type
1		*	0.150	48.770	38.720	-17.230	66.000	10.050	QP
2			0.150	30.572	20.522	-25.428	56.000	10.050	AV
3			0.166	47.149	37.102	-18.010	65.158	10.047	QP
4			0.166	28.018	17.971	-27.140	55.158	10.047	AV
5			0.186	44.301	34.259	-19.912	64.213	10.043	QP
6			0.186	23.896	13.854	-30.317	54.213	10.043	AV
7			0.222	40.784	30.738	-21.959	62.744	10.046	QP
8			0.222	20.346	10.300	-32.398	52.744	10.046	AV
9			0.262	37.325	27.268	-24.043	61.368	10.057	QP
10			0.262	17.552	7.495	-33.816	51.368	10.057	AV
11			0.302	34.322	24.255	-25.866	60.188	10.068	QP
12			0.302	14.753	4.686	-35.434	50.188	10.068	AV

Note: Measure Level (dBμV) = Reading Level (dBμV) + Factor (dB)

Factor (dB) = Cable Loss (dB) + LISN Factor (dB)

Site: WZ-SR2	Time: 2022/01/19
Temperature: 24.0°C	Humidity: 33.8%
Limit: FCC_Part15.207_CE_AC Power	Engineer: Helen Han
Probe: ENV216_101683_Filter Off_C	Polarity: Neutral
EUT: Giga Hub	Power: AC 120V/60Hz
Test Mode: Transmit by 802.11a at channel 5745MHz	

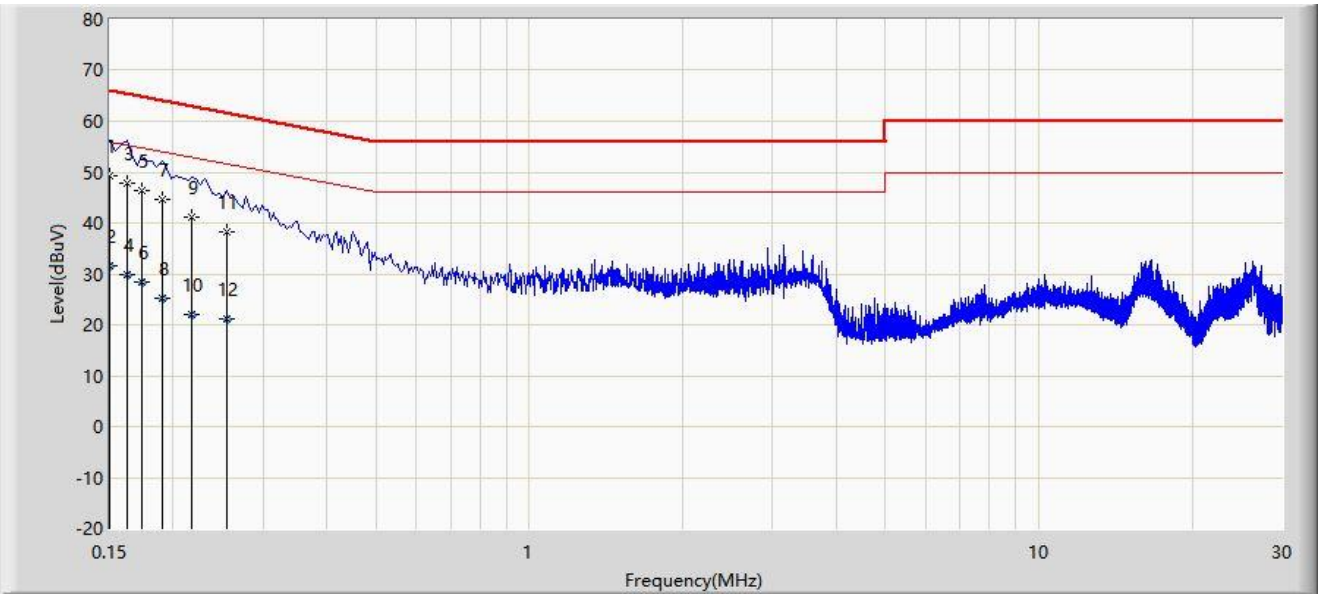

No	Flag	Mark	Frequency (MHz)	Measure Level (dBμV)	Reading Level (dBμV)	Margin (dB)	Limit (dBμV)	Factor (dB)	Type
1		*	0.150	49.184	38.807	-16.816	66.000	10.377	QP
2			0.150	31.639	21.262	-24.361	56.000	10.377	AV
3			0.162	47.829	37.468	-17.532	65.361	10.361	QP
4			0.162	29.942	19.582	-25.418	55.361	10.361	AV
5			0.174	46.324	35.973	-18.444	64.767	10.351	QP
6			0.174	28.304	17.953	-26.464	54.767	10.351	AV
7			0.190	44.534	34.195	-19.503	64.037	10.339	QP
8			0.190	25.240	14.902	-28.796	54.037	10.339	AV
9			0.218	41.170	30.837	-21.725	62.895	10.333	QP
10			0.218	22.093	11.760	-30.802	52.895	10.333	AV
11			0.254	38.155	27.816	-23.470	61.625	10.339	QP
12			0.254	21.239	10.900	-30.386	51.625	10.339	AV

Note: Measure Level (dBμV) = Reading Level (dBμV) + Factor (dB)

Factor (dB) = Cable Loss (dB) + LISN Factor (dB)

Appendix B – Test Setup Photograph

Refer to “2201RSU021-UT” file.

Appendix C – EUT Photograph

Refer to “2201RSU021-UE” file.

The End