DFS MEASUREMENT REPORT

FCC ID:	VW3FAST5697
Applicant:	SAGEMCOM BROADBAND SAS
Product:	Giga Hub 2.0
Model No.:	FAST5697
Brand Name:	SAGEMCOM
FCC Classification:	Unlicensed National Information Infrastructure (NII)
FCC Rule Part(s):	Part 15 Subpart E (Section 15.407)
Type of Device:	Master
Result:	Complies
Received Date:	2025-03-19
Test Date:	2025-04-11 ~ 2025-05-23

Reviewed By: Sunny Sun

Approved By: Robin Wu

ACCREDITED
TESTING LABORATORY
CERTIFICATE #3628.01

The test results relate only to the samples tested.
This equipment has been shown to be capable of compliance with the applicable technical standards as indicated in the measurement report and was tested in accordance with the measurement procedures specified in KDB 905462. Test results reported herein relate only to the item(s) tested.
The test report shall not be reproduced except in full without the written approval of MRT Technology (Suzhou) Co., Ltd.

Revision History

Report No.	Version	Description	Issue Date	Note
R25S1048034-U205	V01	Initial Report	2025-06-03	Valid

CONTENTS

Description Page

1. General Information 5

1.1. Applicant 5
1.2. Manufacturer 5
1.3. Testing Facility 5
1.4. Product Information 6
1.5. Radio Specification under Test 7
1.6. Working Frequencies 8
1.7. Antenna Details 9

2. Test Configuration 10

2.1. Test Mode 10
2.2. Test Channel 10
2.3. Applied Standards 10
2.4. Test Environment Condition 10

3. DFS Detection Thresholds and Radar Test Waveforms 11

3.1. Applicability 11
3.2. DFS Devices Requirements 12
3.3. DFS Detection Threshold Values 14
3.4. Parameters of DFS Test Signals 15
3.5. Conducted Test Setup 18

4. Measuring Instrument 19

5. Test Result 20

5.1. Summary 20
5.2. Radar Waveform Calibration Measurement 21
5.2.1. Calibration Setup 21
5.2.2. Calibration Procedure 21
5.2.3. Calibration & Channel Loading Result 21
5.3. NII Detection Bandwidth Measurement 22
5.3.1. Test Limit 22
5.3.2. Test Procedure 22
5.3.3. Test Result 23
5.4. Initial Channel Availability Check Time Measurement 24
5.4.1. Test Limit 24
5.4.2. Test Procedure 24
5.4.3. Test Result 24
5.5. Radar Burst at the Beginning of the Channel Availability Check Time Measurement 25

5.5.1. Test Limit 25
5.5.2. Test Procedure 25
5.5.3. Test Result 25
5.6. Radar Burst at the End of the Channel Availability Check Time Measurement 26
5.6.1. Test Limit 26
5.6.2. Test Procedure 26
5.6.3. Test Result 26
5.7. In-Service Monitoring for Channel Move Time, Channel Closing Transmission Time and Non-Occupancy Period Measurement 27
5.7.1. Test Limit 27
5.7.2. Test Procedure 27
5.7.3. Test Result 27
5.8. Statistical Performance Check Measurement 28
5.8.1. Test Limit 28
5.8.2. Test Procedure 28
5.8.3. Test Result 28
Appendix A – Test Result 29
A.1 Calibration Test Result 29
A.2 Channel Loading Test Result 31
A.3 NII Detection Bandwidth Test Result 33
A.4 Initial Channel Availability Check Time Test Result 39
A.5 Radar Burst at the Beginning of the Channel Availability Check Time Test Result 40
A.6 Radar Burst at the End of the Channel Availability Check Time Test Result 41
A.7 In-Service Monitoring for Channel Move Time, Channel Closing Transmission Time and Non-Occupancy Period Test Result 42
A.8 Statistical Performance Check 44
Appendix B – Test Setup Photograph 194
Appendix C – EUT Photograph 195

1. General Information

1.1. Applicant

SAGEMCOM BROADBAND SAS
4 ALLEE DES MESSAGERIES
92271 BOIS-COLOMBES CEDEX - FRANCE

1.2. Manufacturer

SAGEMCOM BROADBAND SAS
4 ALLEE DES MESSAGERIES
92271 BOIS-COLOMBES CEDEX - FRANCE

1.3. Testing Facility

☒	**Test Site – MRT Suzhou Laboratory**				
	Laboratory Location (Suzhou - Wuzhong) D8 Building, No.2 Tian'edang Rd., Wuzhong Economic Development Zone, Suzhou, China **Laboratory Location (Suzhou - SIP)** 4b Building, Liando U Valley, No.200 Xingpu Rd., Shengpu Town, Suzhou Industrial Park, China **Laboratory Location (Suzhou - Wujiang)** Building 1, No.1 Xingdong Road, Wujiang, Suzhou, Jiangsu, People's Republic of China				
	Laboratory Accreditations				
	A2LA: 3628.01		CNAS: L10551		
	FCC: CN1166		ISED: CN0001		
	VCCI:	☐R-20025	☐G-20034	☐C-20020	☐T-20020
		☐R-20141	☐G-20134	☐C-20103	☐T-20104
☐	**Test Site – MRT Shenzhen Laboratory**				
	Laboratory Location (Shenzhen) 1G, Building A, Junxiangda Building, Zhongshanyuan Road West, Nanshan District, Shenzhen, China				
	Laboratory Accreditations				
	A2LA: 3628.02		CNAS: L10551		
	FCC: CN1284		ISED: CN0105		
☐	**Test Site – MRT Taiwan Laboratory**				
	Laboratory Location (Taiwan) No. 38, Fuxing 2nd Rd., Guishan Dist., Taoyuan City 333, Taiwan (R.O.C.)				
	Laboratory Accreditations				
	TAF: 3261				
	FCC: 291082, TW3261		ISED: TW3261		

1.4. Product Information

Product Name	Giga Hub 2.0
Model No.	FAST5697
EUT Identification No.	20250319Sample#20
Bluetooth Specification	Bluetooth_LE 1M
Zigbee Specification	802.15.4
Z-Wave Specification	902 ~ 928MHz
Wi-Fi Specification	802.11a/b/g/n/ac/ax/be
Antenna Information	Refer to section 1.7
Working Voltage	By Adapter
Operating Environment	Indoor Use
Accessories	
Adapter #1	Model: ADS-65HI-12A-2 12060E-L Input: 100-127V ~ 50/60Hz 1.5A Output: 12V=5.0A
Adapter #2	Model: NBS42G120500M2 Input: 100-127V ~ 50/60Hz 1.5A Output: 12V=5.0A
Adapter #3	Model: NBS60E120500M2 Input: 100-120V ~ 50/60Hz 1.5A Output: 12V=5.0A
Adapter #4	Model: MS-Z5000R120-060C0-P Input: 100-127V ~ 50/60Hz 1.5A Output: 12V=5.0A
Adapter #5	Model: ADS-60HI-12-2 12060E-L Input: 100-127V ~ 50/60Hz 1.5A Output: 12V=5.0A

Remarks:

1. The information of EUT was provided by the manufacturer, and the accuracy of the information shall be the responsibility of the manufacturer.
2. For this report, we select AC Adapter #1 for testing.

1.5. Radio Specification under Test

Frequency Range	For 802.11a/n-HT20/ac-VHT20/ax-HE20/be-EHT20: 5260~5320MHz, 5500~5720MHz For 802.11n-HT40/ac-VHT40/ax-HE40/be-EHT40: 5270~5310MHz, 5510~5710MHz For 802.11ac-VHT80/ax-HE80/be-EHT80: 5290MHz, 5530MHz, 5610 MHz, 5690MHz For 802.11ac-VHT160/ax-HE160/be-EHT160: 5250MHz, 5570MHz
Type of Modulation	802.11a/n/ac: OFDM 802.11ax/be: OFDMA
Data Rate	802.11a: 6/9/12/18/24/36/48/54Mbps 802.11n: up to 600Mbps 802.11ac: up to 3466.7Mbps 802.11ax: up to 4803.9Mbps 802.11be: up to 5764.8Mbps
Power-on cycle	Requires 20.63 seconds to complete its power-on cycle
Uniform Spreading (For DFS Frequency Band)	For the 5250-5350MHz, 5470-5725 MHz bands, the Master device provides, on aggregate, uniform loading of the spectrum across all devices by selecting an operating channel among the available channels using a random algorithm.

1.6. Working Frequencies

802.11a/n-HT20/ac-VHT20/ax-HE20/be-EHT20

Channel	Frequency	Channel	Frequency	Channel	Frequency
52	5260 MHz	56	5280 MHz	60	5300 MHz
64	5320 MHz	100	5500 MHz	104	5520 MHz
108	5540 MHz	112	5560 MHz	116	5580 MHz
120	5600 MHz	124	5620 MHz	128	5640 MHz
132	5660 MHz	136	5680 MHz	140	5700 MHz
144	5720 MHz	--	--	--	--

802.11n-HT40/ac-VHT40/ax-HE40/be-EHT40

Channel	Frequency	Channel	Frequency	Channel	Frequency
54	5270 MHz	62	5310 MHz	102	5510 MHz
110	5550 MHz	118	5590 MHz	126	5630 MHz
134	5670 MHz	142	5710 MHz	--	--

802.11ac-VHT80/ax-HE80/be-EHT80

Channel	Frequency	Channel	Frequency	Channel	Frequency
58	5290 MHz	106	5530 MHz	122	5610 MHz
138	5690 MHz	--	--	--	--

802.11ac-VHT160/ax-HE160/be-EHT160

Channel	Frequency	Channel	Frequency	Channel	Frequency
50	5250 MHz	114	5570 MHz	--	--

1.7. Antenna Details

Antenna Type	Frequency Band (GHz)	Antenna Gain (dBi)				Directional Gain (dBi)	
		Ant 0	Ant 1	Ant 2	Ant 3	For Power	For PSD
Wi-Fi Internal Antenna							
PCB Antenna	2412 ~ 2462	4.59	3.50	2.28	3.62	4.59	5.00
	5150 ~ 5250	4.78	4.31	2.73	5.45	5.45	5.48
	5250 ~ 5350	5.62	4.48	3.08	4.44	5.62	5.78
	5470 ~ 5725	4.99	3.27	1.61	5.12	4.99	5.78
	5725 ~ 5850	5.19	4.69	2.80	4.51	5.19	6.64
	5925 ~ 7125	4.75	4.39	4.30	6.84	6.84	6.63

Note 1: The antenna gain and directional gain refer to manufacturer's antenna specification.

Note 2: The EUT supports Cyclic Delay Diversity (CDD) mode for 802.11a/b/g/n/ac/ax/be.

Note 3: Software automatically backs power down based on CDD power for beamforming operation.

2. Test Configuration

2.1. Test Mode

Mode 1: Operating under AP mode
Mode 2: Operating under AP mode (The ZWDFS feature enabled)

2.2. Test Channel

Test Mode	Test Channel	Test Frequency
802.11be-EHT20	100	5500 MHz
802.11be-EHT40	102	5510 MHz
802.11be-EHT80	106	5530 MHz
802.11be-EHT160	50	5250 MHz
802.11be-EHT160	114	5570 MHz

2.3. Applied Standards

According to the specifications of the manufacturer, the EUT must comply with the requirements of the following standards:

- FCC Part 15.407 Section (h)(2)
- KDB 905462 D02v02
- KDB 905462 D04v01

2.4. Test Environment Condition

Ambient Temperature	15 ~ 35°C
Relative Humidity	20 ~ 75%RH

3. DFS Detection Thresholds and Radar Test Waveforms

3.1. Applicability

The following table from FCC KDB 905462 D02 NII DFS Compliance Procedures New Rules v02 lists the applicable requirements for the DFS testing.

Requirement	Operational Mode		
	Master	Client Without Radar Detection	Client With Radar Detection
Non-Occupancy Period	Yes	Not required	Yes
DFS Detection Threshold	Yes	Not required	Yes
Channel Availability Check Time	Yes	Not required	Not required
U-NII Detection Bandwidth	Yes	Not required	Yes

Table 3-1: Applicability of DFS Requirements Prior to Use of a Channel

Requirement	Operational Mode	
	Master Device or Client With Radar Detection	Client Without Radar Detection
DFS Detection Threshold	Yes	Not required
Channel Closing Transmission Time	Yes	Yes
Channel Move Time	Yes	Yes
U-NII Detection Bandwidth	Yes	Not required

Additional requirements for devices with multiple bandwidth modes	Master Device or Client with Radar Detection	Client Without Radar Detection
U-NII Detection Bandwidth and Statistical Performance Check	All BW modes must be tested	Not required
Channel Move Time and Channel Closing Transmission Time	Test using widest BW mode available	Test using the widest BW mode available for the link
All other tests	Any single BW mode	Not required
Note: Frequencies selected for statistical performance check should include several frequencies within the radar detection bandwidth and frequencies near the edge of the radar detection bandwidth. For 802.11 devices it is suggested to select frequencies in each of the bonded 20 MHz channels and the channel center frequency.		

Table 3-2: Applicability of DFS Requirements during normal operation

3.2. DFS Devices Requirements

Per FCC KDB 905462 D02 NII DFS Compliance Procedures New Rules v02 the following are the requirements for Master Devices:

(a) The Master Device will use DFS in order to detect Radar Waveforms with received signal strength above the DFS Detection Threshold in the 5250 ~ 5350 MHz and 5470 ~ 5725 MHz bands. DFS is not required in the 5150 ~ 5250 MHz or 5725 ~ 5825 MHz bands.

(b) Before initiating a network on a Channel, the Master Device will perform a Channel Availability Check for a specified time duration (Channel Availability Check Time) to ensure that there is no radar system operating on the Channel, using DFS described under subsection a) above.

(c) The Master Device initiates a U-NII network by transmitting control signals that will enable other U-NII devices to Associate with the Master Device.

(d) During normal operation, the Master Device will monitor the Channel (In-Service Monitoring) to ensure that there is no radar system operating on the Channel, using DFS described under a).

(e) If the Master Device has detected a Radar Waveform during In-Service Monitoring as described under d), the Operating Channel of the U-NII network is no longer an Available Channel. The Master Device will instruct all associated Client Device(s) to stop transmitting on this Channel within the Channel Move Time. The transmissions during the Channel Move Time will be limited to the Channel Closing Transmission Time.

(f) Once the Master Device has detected a Radar Waveform it will not utilize the Channel for the duration of the Non-Occupancy Period.

(g) If the Master Device delegates the In-Service Monitoring to a Client Device, then the combination will be tested to the requirements described under d) through f) above.

Channel Move Time and Channel Closing Transmission Time requirements are listed in the following table.

Parameter	Value
Non-occupancy period	Minimum 30 minutes
Channel Availability Check Time	60 seconds
Channel Move Time	10 seconds See Note 1.
Channel Closing Transmission Time	200 milliseconds + an aggregate of 60 milliseconds over remaining 10 second period. See Notes 1 and 2.
U-NII Detection Bandwidth	Minimum 100% of the U-NII 99% transmission power bandwidth. See Note 3.
Note 1: Channel Move Time and the Channel Closing Transmission Time should be performed with Radar Type 0. The measurement timing begins at the end of the Radar Type 0 burst. Note 2: The Channel Closing Transmission Time is comprised of 200 milliseconds starting at the beginning of the Channel Move Time plus any additional intermittent control signals required to facilitate a Channel move (an aggregate of 60 milliseconds) during the remainder of the 10 second period. The aggregate duration of control signals will not count quiet periods in between transmissions. Note 3: During the U-NII Detection Bandwidth detection test, radar type 0 should be used. For each frequency step the minimum percentage of detection is 90 percent. Measurements are performed with no data traffic.	

Table 3-3: DFS Response Requirements

3.3. DFS Detection Threshold Values

The DFS detection thresholds are defined for Master devices and Client Devices with In-service monitoring.

These detection thresholds are listed in the following table.

Maximum Transmit Power	Value (See Notes 1, 2, and 3)
EIRP ≥ 200 milliwatt	-64 dBm
EIRP < 200 milliwatt and power spectral density < 10 dBm/MHz	-62 dBm
EIRP < 200 milliwatt that do not meet the power spectral density requirement	-64 dBm
Note 1: This is the level at the input of the receiver assuming a 0 dBi receive antenna. Note 2: Throughout these test procedures an additional 1 dB has been added to the amplitude of the test transmission waveforms to account for variations in measurement equipment. This will ensure that the test signal is at or above the detection threshold level to trigger a DFS response. Note3: EIRP is based on the highest antenna gain. For MIMO devices refer to KDB Publication 662911 D01.	

Table 3-4: Detection Thresholds for Master Devices and Client Devices with Radar Detection

3.4. Parameters of DFS Test Signals

This section provides the parameters for required test waveforms, minimum percentage of successful detections, and the minimum number of trials that must be used for determining DFS conformance. Step intervals of 0.1 microsecond for Pulse Width, 1 microsecond for PRI, 1 MHz for chirp width and 1 for the number of pulses will be utilized for the random determination of specific test waveforms.

Short Pulse Radar Test Waveforms

Radar Type	Pulse Width (μsec)	PRI (μsec)	Number of Pulses	Minimum Percentage of Successful Detection	Minimum Number of Trials
0	1	1428	18	See Note 1	See Note 1
1	1	Test A: 15 unique PRI values randomly selected from the list of 23 PRI values in Table 3-6	$\text{Roundup}\left\{\left(\frac{1}{360}\right)\cdot\left(\frac{19\cdot 10^6}{\text{PRI}_{\text{usec}}}\right)\right\}$	60%	30
		Test B: 15 unique PRI values randomly selected within the range of 518-3066 μsec, with a minimum increment of 1 μsec, excluding PRI values selected in Test A			
2	1-5	150-230	23-29	60%	30
3	6-10	200-500	16-18	60%	30
4	11-20	200-500	12-16	60%	30
Aggregate (Radar Types 1-4)				80%	120
Note: Short Pulse Radar Type 0 should be used for the detection bandwidth test, channel move time, and channel closing time tests.					

Table 3-5: Parameters for Short Pulse Radar Waveforms

A minimum of 30 unique waveforms are required for each of the Short Pulse Radar Types 2 through 4. If more than 30 waveforms are used for Short Pulse Radar Types 2 through 4, then each additional waveform must also be unique and not repeated from the previous waveforms.

Pulse Repetition Frequency Number	Pulse Repetition Frequency (Pulses Per Second)	Pulse Repetition Interval (Microseconds)
1	1930.5	518
2	1858.7	538
3	1792.1	558
4	1730.1	578
5	1672.2	598
6	1618.1	618
7	1567.4	638
8	1519.8	658
9	1474.9	678
10	1432.7	698
11	1392.8	718
12	1355	738
13	1319.3	758
14	1285.3	778
15	1253.1	798
16	1222.5	818
17	1193.3	838
18	1165.6	858
19	1139	878
20	1113.6	898
21	1089.3	918
22	1066.1	938
23	326.2	3066

Table 3-6: Pulse Repetition Intervals Values for Test A

Long Pulse Radar Test Waveform

Radar Type	Pulse Width (μsec)	Chirp Width (MHz)	PRI (μsec)	Number of Pulses per Burst	Number of Bursts	Minimum Percentage of Successful Detection	Minimum Number of Trials
5	50 - 100	5 - 20	1000 - 2000	1 - 3	8 - 20	80%	30

Table 3-7: Parameters for Long Pulse Radar Waveforms

The parameters for this waveform are randomly chosen. Thirty unique waveforms are required for the Long Pulse Radar Type waveforms. If more than 30 waveforms are used for the Long Pulse Radar Type waveforms, then each additional waveform must also be unique and not repeated from the previous waveforms.

Frequency Hopping Radar Test Waveform

Radar Type	Pulse Width (μsec)	PRI (μsec)	Pulses Per Hop	Hopping Rate (kHz)	Hopping Sequence Length (msec)	Minimum Percentage of Successful Detection	Minimum Number of Trials
6	1	333	9	0.333	300	70%	30

Table 3-8: Parameters for Frequency Hopping Radar Waveforms

For the Frequency Hopping Radar Type, the same Burst parameters are used for each waveform. The hopping sequence is different for each waveform and a 100-length segment is selected from the hopping sequence defined by the following algorithm:

The first frequency in a hopping sequence is selected randomly from the group of 475 integer frequencies from 5250 – 5724MHz. Next, the frequency that was just chosen is removed from the group and a frequency is randomly selected from the remaining 474 frequencies in the group. This process continues until all 475 frequencies are chosen for the set. For selection of a random frequency, the frequencies remaining within the group are always treated as equally likely.

3.5. Conducted Test Setup

The FCC KDB 905462 D02 NII DFS Compliance Procedures New Rules v02 describes a radiated test setup and a conducted test setup. The conducted test setup was used for this testing. Figure 3-1 shows the typical test setup.

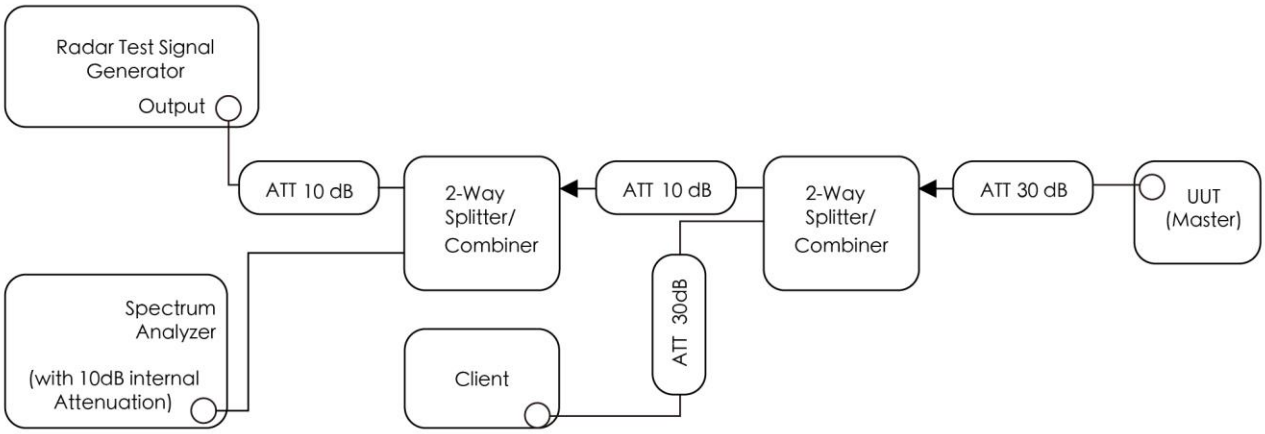

Figure 3-1: Conducted Test Setup where UUT is a Master and Radar Test Waveforms are injected into the Masters

4. Measuring Instrument

Instrument Name	Manufacturer	Model No.	Asset No.	Cali. Interval	Cal. Due Date	Test Site
Signal Generator	Keysight	N5182B	MRTSUE06605	1 year	2025-09-05	SIP-TR1
Signal Analyzer	Keysight	N9010B	MRTSUE07036	1 year	2026-01-21	SIP-TR1
Thermohygrometer	testo	608-H1	MRTSUE11022	1 year	2025-10-16	SIP-TR1

Client Information

Instrument	Manufacturer	Type No.	Certification Number
Wi-Fi Module	tp-link	Archer TBE550E	FCC ID: 2BCGWTBE550E

Software	Version	Manufacturer	Function
Signal Studio	V 2.2.0.0	Keysight	DFS Test Software

5. Test Result

5.1. Summary

Parameter	Verdict	Reference
NII Detection Bandwidth Measurement	Pass	Section 5.3
Initial Channel Availability Check Time	Pass	Section 5.4
Radar Burst at the Beginning of the Channel Availability Check Time	Pass	Section 5.5
Radar Burst at the End of the Channel Availability Check Time	Pass	Section 5.6
In-Service Monitoring for Channel Move Time, Channel Closing Transmission Time	Pass	Section 5.7
Non-Occupancy Period	Pass	Section 5.7
Statistical Performance Check	Pass	Section 5.8

5.2. Radar Waveform Calibration Measurement

5.2.1. Calibration Setup

The conducted test setup was used for this calibration testing. Figure 3-2 shows the typical test setup.

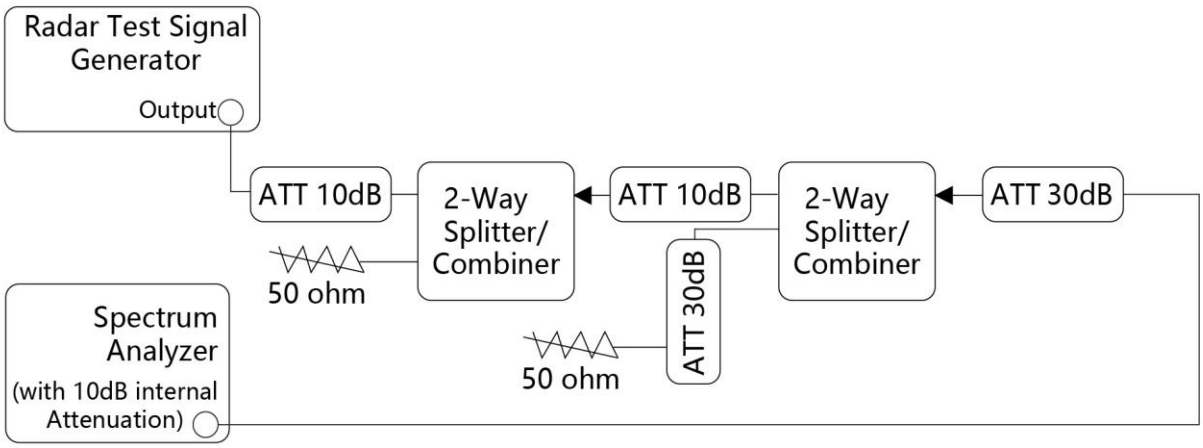

Figure 3-2: Conducted Test Setup

5.2.2. Calibration Procedure

The Interference Radar Detection Threshold Level is (-64dBm) + (0) [dBi] + 1 dB= -63 dBm that had been taken into account the output power range and antenna gain. The above equipment setup was used to calibrate the conducted Radar Waveform. A vector signal generator was utilized to establish the test signal level for each radar type. During this process there were replace 50ohm terminal form Master and Client device and no transmissions by either the Master or Client Device. The spectrum analyzer was switched to the zero span (Time Domain) at the frequency of the Radar Waveform generator. Peak detection was used. The spectrum analyzer resolution bandwidth (RBW) and video bandwidth (VBW) were set to at least 3MHz. The vector signal generator amplitude was set so that the power level measured at the spectrum analyzer was (-64dBm) + (0) [dBi] + 1 dB= -63dBm. Capture the spectrum analyzer plots on short pulse radar types, long pulse radar type and hopping radar waveform.

5.2.3. Calibration & Channel Loading Result

Refer to Appendix A.1&A.2.

5.3. NII Detection Bandwidth Measurement

5.3.1. Test Limit

Minimum 100% of the NII 99% transmission power bandwidth. During the U-NII Detection Bandwidth detection test, each frequency step the minimum percentage of detection is 90 percent. Measurements are performed with no data traffic.

5.3.2. Test Procedure

1. Adjust the equipment to produce a single Burst of any one of the Short Pulse Radar Types 0-4 in Table 3-5 at the center frequency of the EUT Operating Channel at the specified DFS Detection Threshold level.
2. The generating equipment is configured as shown in the Conducted Test Setup above section 3.5.
3. The EUT is set up as a stand-alone device (no associated Client or Master, as appropriate) and no traffic. Frame based systems will be set to a talk/listen ratio reflecting the worst case (maximum) that is user configurable during this test.
4. Generate a single radar Burst, and note the response of the EUT. Repeat for a minimum of 10 trials. The EUT must detect the Radar Waveform using the specified U-NII Detection Bandwidth criterion shown in Table 3-5. In cases where the channel bandwidth may exceed past the DFS band edge on specific channels (i.e., 802.11ac or wideband frame based systems) select a channel that has the entire emission bandwidth within the DFS band. If this is not possible, test the detection BW to the DFS band edge.
5. Starting at the center frequency of the UUT operating Channel, increase the radar frequency in 5 MHz steps, repeating the above test sequence, until the detection rate falls below the U-NII Detection Bandwidth criterion specified in Table 3-3. Repeat this measurement in 1MHz steps at frequencies 5 MHz below where the detection rate begins to fall. Record the highest frequency (denote as F_H) at which detection is greater than or equal to the U-NII Detection Bandwidth criterion. Recording the detection rate at frequencies above F_H is not required to demonstrate compliance.
6. Starting at the center frequency of the EUT operating Channel, decrease the radar frequency in 1 MHz steps, repeating the above item 4 test sequence, until the detection rate falls below the U-NII Detection Bandwidth criterion. Record the lowest frequency (denote as F_L) at which detection is greater than or equal to the U-NII Detection Bandwidth criterion. Recording the detection rate at frequencies below F_L is not required to demonstrate compliance.
7. The U-NII Detection Bandwidth is calculated as follows: U-NII Detection Bandwidth = $F_H – F_L$
8. The U-NII Detection Bandwidth must be at least 100% of the EUT transmitter 99% power, otherwise, the

EUT does not comply with DFS requirements.

5.3.3. Test Result

Refer to Appendix A.3.

5.4. Initial Channel Availability Check Time Measurement

5.4.1. Test Limit

The EUT shall perform a Channel Availability Check to ensure that there is no radar operating on the channel. After power-up sequence, receive at least 1 minute on the intended operating frequency.

5.4.2. Test Procedure

1. The U-NII devices will be powered on and be instructed to operate on the appropriate U-NII Channel that must incorporate DFS functions. At the same time the EUT is powered on, the spectrum analyzer will be set to zero span mode with a 3 MHz RBW and 3 MHz VBW on the Channel occupied by the radar (Chr) with a 2.5 minute sweep time. The spectrum analyzer's sweep will be started at the same time power is applied to the U-NII device.
2. The EUT should not transmit any beacon or data transmissions until at least 1 minute after the completion of the power-on cycle.
3. Confirm that the EUT initiates transmission on the channel. Measurement system showing its nominal noise floor is marker1.

5.4.3. Test Result

Refer to Appendix A.4.

5.5. Radar Burst at the Beginning of the Channel Availability Check Time Measurement

5.5.1. Test Limit

In beginning of the Channel Availability Check (CAC) Time, radar is detected on this channel, select another intended channel and perform a CAC on that channel.

5.5.2. Test Procedure

1. The steps below define the procedure to verify successful radar detection on the selected Channel during a period equal to the Channel Availability Check Time and avoidance of operation on that Channel when a radar Burst with a level equal to the DFS Detection Threshold + 1 dB occurs at the beginning of the Channel Availability Check Time.
2. The EUT is in completion power-up cycle (from T0 to T1). T1 denotes the instant when the EUT has completed its power-up sequence. The Channel Availability Check Time commences at instant T1 and will end no sooner than T1 + 60 seconds. A single Burst of one of Short Pulse Radar Types 0-4 at DFS Detection Threshold + 1 dB will commence within a 6 second window starting at T1.
3. Visual indication on the EUT of successful detection of the radar Burst will be recorded and reported. Observation of emissions will continue for 2.5 minutes after the radar Burst has been generated. Verify that during the 2.5 minutes measurement window no EUT transmissions occurred.

5.5.3. Test Result

Refer to Appendix A.5.

5.6. Radar Burst at the End of the Channel Availability Check Time Measurement

5.6.1. Test Limit

In the end of Channel Availability Check (CAC) Time, radar is detected on this channel, select another intended channel and perform a CAC on that channel.

5.6.2. Test Procedure

1. The steps below define the procedure to verify successful radar detection on the selected Channel during a period equal to the Channel Availability Check Time and avoidance of operation on that Channel when a radar Burst with a level equal to the DFS Detection Threshold + 1 dB occurs at the beginning of the Channel Availability Check Time.
2. The EUT is powered on at T0. T1 denotes the instant when the EUT has completed its power-up sequence. The Channel Availability Check Time commences at instant T1 and will end no sooner thanT1 + 60 seconds. A single Burst of one of Short Pulse Radar Types 0-4 at DFS Detection Threshold + 1 dB will commence within a 6 second window starting at T1+ 54 seconds.
3. Visual indication on the EUT of successful detection of the radar Burst will be recorded and reported. Observation of emissions will continue for 2.5 minutes after the radar Burst has been generated. Verify that during the 2.5 minutes measurement window no EUT transmissions occurred.

5.6.3. Test Result

Refer to Appendix A.6.

5.7. In-Service Monitoring for Channel Move Time, Channel Closing Transmission Time and Non-Occupancy Period Measurement

5.7.1. Test Limit

The EUT has In-Service Monitoring function to continuously monitor the radar signals. If the radar is detected, must leave the channel (Shutdown). The Channel Move Time to cease all transmissions on the current channel upon detection of a Radar Waveform above the DFS Detection Threshold within 10 sec. The total duration of Channel Closing Transmission Time is 260ms, consisting of data signals and the aggregate of control signals, by a U-NII device during the Channel Move Time. The Non-Occupancy Period time is 30 minute during which a Channel will not be utilized after a Radar Waveform is detected on that Channel.

5.7.2. Test Procedure

1. The test should be performed with Radar Type 0. The measurement timing begins at the end of the Radar Type 0.
2. When the radar burst with a level equal to the DFS Detection Threshold + 1dB is generated on the Operating Channel of the U-NII device. A U-NII device operating as a Master Device will associate with the Client Device at Channel. Stream the MPEG test file from the Master Device to the Client Device on the selected Channel for the entire period of the test. At time T0 the Radar Waveform generator sends a Burst of pulses for each of the radar types at Detection Threshold + 1dB.
3. Observe the transmissions of the EUT at the end of the radar Burst on the Operating Channel. Measure and record the transmissions from the EUT during the observation time (Channel Move Time).
4. Measurement of the aggregate duration of the Channel Closing Transmission Time method. With the spectrum analyzer set to zero span tuned to the center frequency of the EUT operating channel at the radar simulated frequency, peak detection, and max hold, the dwell time per bin is given by: Dwell (1.5ms) = S (12 sec) / B (8000); where Dwell is the dwell time per spectrum analyzer sampling bin, S is the sweep time and B is the number of spectrum analyzer sampling bins. An upper bound of the aggregate duration of the intermittent control signals of Channel Closing Transmission Time is calculated by: C = N X Dwell; where C is the Closing Time, N is the number of spectrum analyzer sampling bins showing a U-NII transmission and Dwell is the dwell time per bin.
5. Measure the EUT for more than 30 minutes following the channel close/move time to verify that the EUT does not resume any transmissions on this Channel.

5.7.3. Test Result

Refer to Appendix A.7.

5.8. Statistical Performance Check Measurement

5.8.1. Test Limit

The minimum percentage of successful detection requirements found in below table when a radar burst with a level equal to the DFS Detection Threshold + 1dB is generated on the Operating Channel of the U-NII device (In- Service Monitoring).

Radar Type	Minimum Number of Trails	Detection Probability
0	30	Pd ≥ 60%
1	30(15 of test A and 15 of test B)	Pd ≥ 60%
2	30	Pd ≥ 60%
3	30	Pd ≥ 60%
4	30	Pd ≥ 60%
Aggregate (Radar Types 1-4)	120	Pd ≥ 80%
5	30	Pd ≥ 80%
6	30	Pd ≥ 70%
Note: The percentage of successful detection is calculated by: (Total Waveform Detections / Total Waveform Trails) * 100 = Probability of Detection Radar Waveform In addition an aggregate minimum percentage of successful detection across all Short Pulse Radar Types 1-4 is required and is calculated as follows: (Pd1 + Pd2 + Pd3 + Pd4) / 4.		

5.8.2. Test Procedure

1. Stream the MPEG test file from the Master Device to the Client Device on the test Channel for the entire period of the test.
2. At time T0 the Radar Waveform generator sends the individual waveform for each of the Radar Types 1-6, at levels equal to the DFS Detection Threshold + 1dB, on the Operating Channel.
3. Observe the transmissions of the EUT at the end of the Burst on the Operating Channel for duration greater than 10 seconds for Short Pulse Radar Types 0 to ensure detection occurs.
4. Observe the transmissions of the EUT at the end of the Burst on the Operating Channel for duration greater than 22 seconds for Long Pulse Radar Type 5 to ensure detection occurs.
5. The device can utilize a test mode to demonstrate when detection occurs to prevent the need to reset the device between trial runs.
6. The Minimum number of trails, minimum percentage of successful detection and the average minimum percentage of successful detection are found in below table

5.8.3. Test Result

Refer to Appendix A.8.

Appendix A – Test Result

A.1 Calibration Test Result

Test Site	SIP-TR1	Test Engineer	Alan Yu
Test Date	2025-04-17	Test Mode	Mode 1
Test Item	Radar Waveform Calibration		

Radar Waveform Calibration	
Radar #0	Radar #1(Test A) PRI = 938μs and the number of pulses = 57
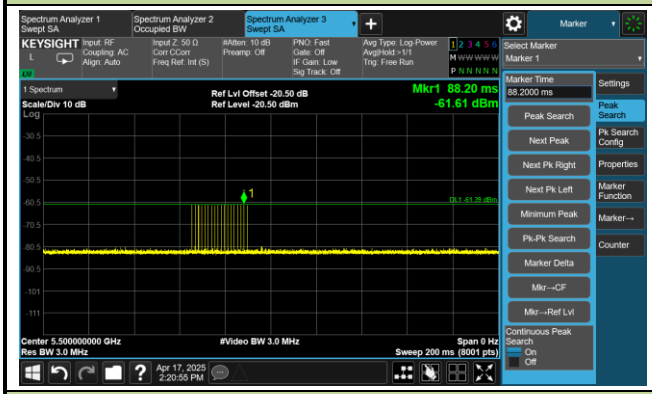	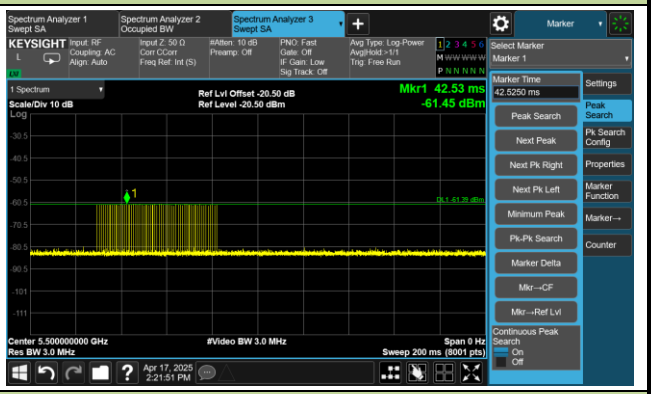
Radar #1(Test B) PRI = 1172μs and the number of pulses = 46	Radar #2
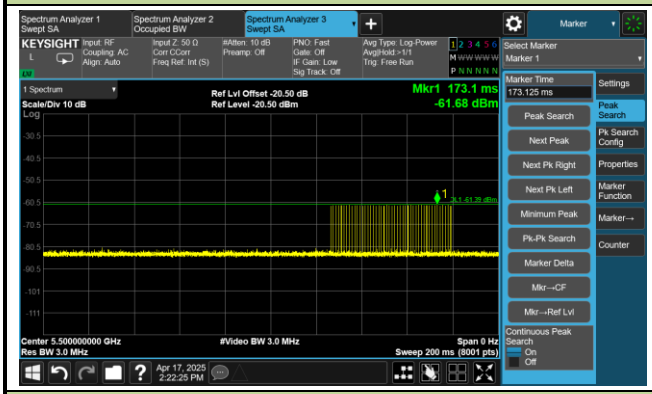	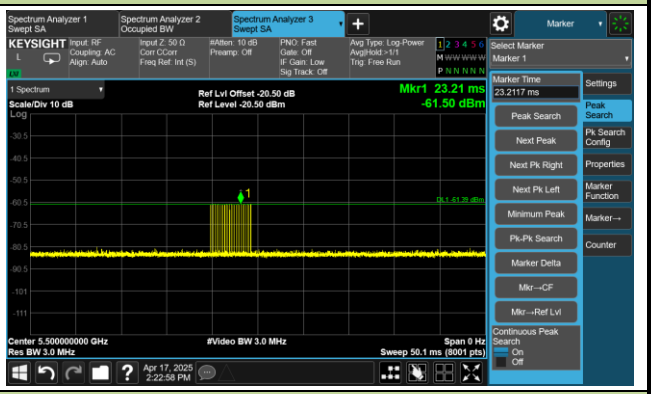
Radar #3	Radar #4
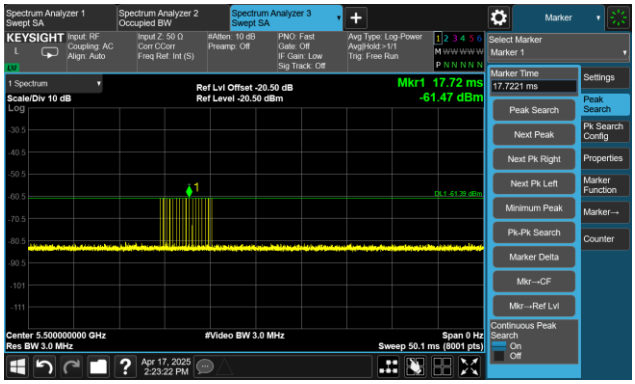	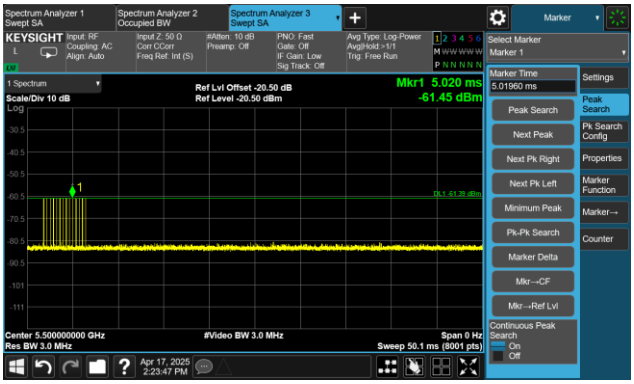

Radar #5	Radar #6
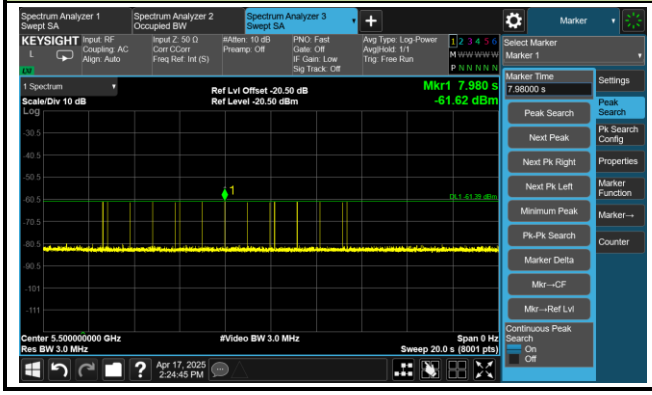	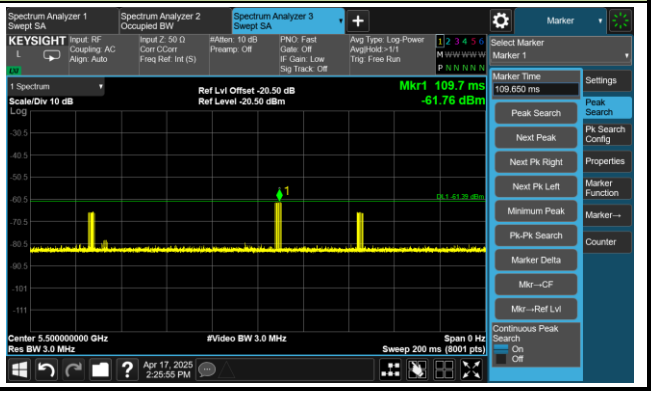

A.2 Channel Loading Test Result

Test Site	SIP-TR1	Test Engineer	Alan Yu
Test Date	2025-04-17 ~ 2025-05-23	Test Mode	Mode 1
Test Item	Channel Loading		

802.11be-EHT20 (5500MHz)

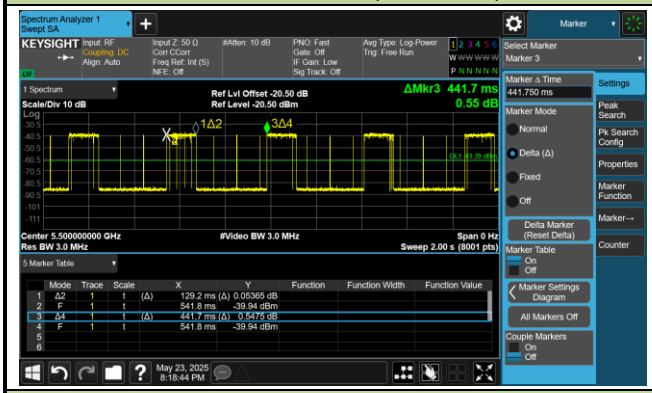

802.11be-EHT40 (5510MHz)

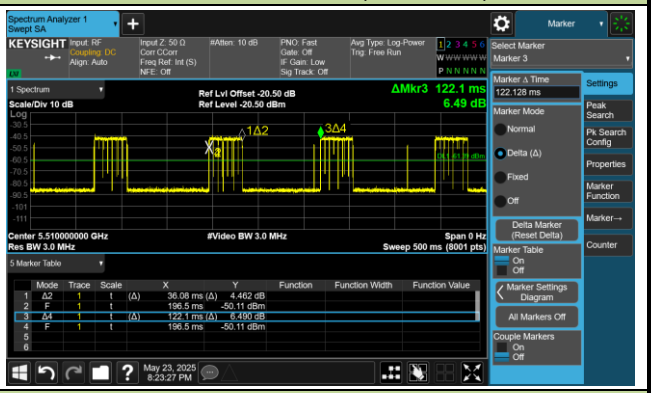

802.11be-EHT80 (5530MHz)

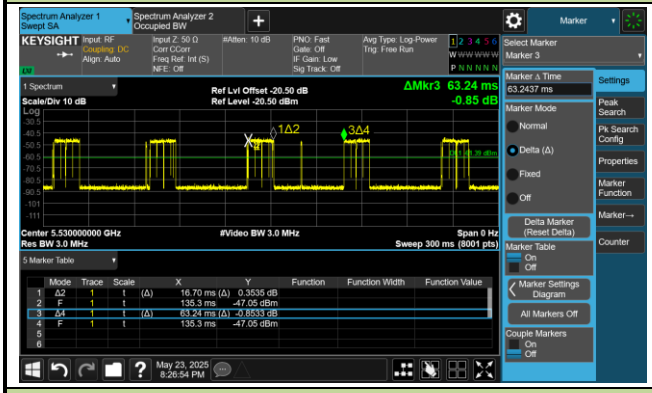

802.11be-EHT160 (5250MHz)

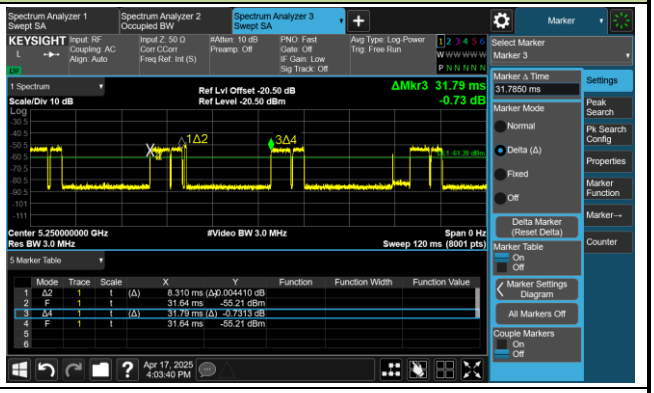

802.11be-EHT160 (5570MHz)

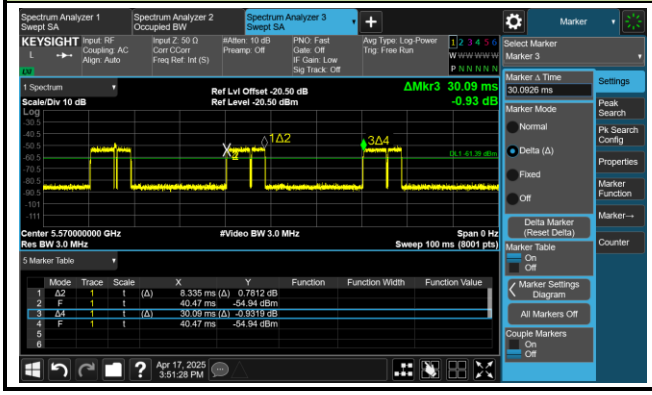

Test Mode	Test Frequency	Packet ratio	Requirement ratio	Test Result
802.11be-EHT20	5500MHz	29.25%	≥ 17%	Pass
802.11be-EHT40	5510MHz	29.55%	≥ 17%	Pass
802.11be-EHT80	5530MHz	26.41%	≥ 17%	Pass
802.11be-EHT160	5250 MHz	26.14%	≥ 17%	Pass

802.11be-EHT160	5570 MHz	27.70%	≥ 17%	Pass
Note: System testing was performed with the designated iperf test file. This file is used by IP and Frame based systems for loading the test channel during the In-service compliance testing of the U-NII device. Packet ratio = Time On / (Time On + Off Time).				

A.3 NII Detection Bandwidth Test Result

Test Site	SIP-TR1	Test Engineer	Alan Yu
Test Date	2025-04-12	Test Mode	Mode 1
Test Item	Detection Bandwidth (802.11be-EHT20 mode - 5500MHz)		

Radar Frequency (MHz)	DFS Detection Trials (1=Detection, 0= No Detection)										
	1	2	3	4	5	6	7	8	9	10	Detection Rate (%)
5489	0	0	0	0	0	0	0	0	0	0	0%
5490 F_L	1	1	1	1	1	1	1	1	1	1	100%
5495	1	1	1	1	1	1	1	1	1	1	100%
5500	1	1	1	1	1	1	1	1	1	1	100%
5505	1	1	1	1	1	1	1	1	1	1	100%
5510 F_H	1	1	1	1	1	1	1	1	1	1	100%
5511	0	0	0	0	0	0	0	0	0	0	0%

Note 1: All NII channels for this device have identical Channel bandwidths. Therefore, all DFS testing was done at 5500MHz. The 99% channel bandwidth is 19.305MHz. (See the 99% BW section of the RF report for further measurement details).

Note 2: Detection Bandwidth = F_H - F_L = 5510MHz – 5490MHz = 20MHz

Note 3: NII Detection Bandwidth Min. Limit (MHz): 19.305MHz x 100% = 19.305MHz.

Test Site	SIP-TR1	Test Engineer	Alan Yu
Test Date	2025-04-12	Test Mode	Mode 1
Test Item	Detection Bandwidth (802.11be-EHT40 mode - 5510MHz)		

Radar Frequency (MHz)	DFS Detection Trials (1=Detection, 0= No Detection)										
	1	2	3	4	5	6	7	8	9	10	Detection Rate (%)
5489	0	0	0	0	0	0	0	0	0	0	0%
5490 F_L	1	1	1	1	1	1	1	1	1	1	100%
5495	1	1	1	1	1	1	1	1	1	1	100%
5500	1	1	1	1	1	1	1	1	1	1	100%
5505	1	1	1	1	1	1	1	1	1	1	100%
5510	1	1	1	1	1	1	1	1	1	1	100%
5515	1	1	1	1	1	1	1	1	1	1	100%
5520	1	1	1	1	1	1	1	1	1	1	100%
5525	1	1	1	1	1	1	1	1	1	1	100%
5530 F_H	1	1	1	1	1	1	1	1	1	1	100%
5531	0	0	0	0	0	0	0	0	0	0	0%

Note 1: All NII channels for this device have identical Channel bandwidths. Therefore, all DFS testing was done at 5510MHz. The 99% channel bandwidth is 37.895MHz. (See the 99% BW section of the RF report for further measurement details).

Note 2: Detection Bandwidth = F_H - F_L = 5530MHz - 5490MHz = 40MHz.

Note 3: NII Detection Bandwidth Min. Limit (MHz): 37.895MHz x 100% = 37.895MHz.

Test Site	SIP-TR1	Test Engineer	Alan Yu
Test Date	2025-04-12	Test Mode	Mode 1
Test Item	Detection Bandwidth (802.11be-EHT80 mode - 5530MHz)		

Radar Frequency (MHz)	DFS Detection Trials (1=Detection, 0= No Detection)										
	1	2	3	4	5	6	7	8	9	10	Detection Rate (%)
5490	0	0	0	0	0	0	0	0	0	0	0%
5491 F_L	1	1	1	1	1	1	1	1	1	1	100%
5492	1	1	1	1	1	1	1	1	1	1	100%
5493	1	1	1	1	1	1	1	1	1	1	100%
5494	1	1	1	1	1	1	1	1	1	1	100%
5495	1	1	1	1	1	1	1	1	1	1	100%
5500	1	1	1	1	1	1	1	1	1	1	100%
5505	1	1	1	1	1	1	1	1	1	1	100%
5510	1	1	1	1	1	1	1	1	1	1	100%
5515	1	1	1	1	1	1	1	1	1	1	100%
5520	1	1	1	1	1	1	1	1	1	1	100%
5525	1	1	1	1	1	1	1	1	1	1	100%
5530	1	1	1	1	1	1	1	1	1	1	100%
5535	1	1	1	1	1	1	1	1	1	1	100%
5540	1	1	1	1	1	1	1	1	1	1	100%
5545	1	1	1	1	1	1	1	1	1	1	100%
5550	1	1	1	1	1	1	1	1	1	1	100%
5555	1	1	1	1	1	1	1	1	1	1	100%
5560	1	1	1	1	1	1	1	1	1	1	100%
5565	1	1	1	1	1	1	1	1	1	1	100%
5566	1	1	1	1	1	1	1	1	1	1	100%
5567	1	1	1	1	1	1	1	1	1	1	100%
5568	1	1	1	1	1	1	1	1	1	1	100%
5569 F_H	1	1	1	1	1	1	1	1	1	1	100%
5570	0	0	0	0	0	0	0	0	0	0	0%

Note 1: All NII channels for this device have identical Channel bandwidths. Therefore, all DFS testing was done at 5530MHz. The 99% channel bandwidth is 77.429MHz. (See the 99% BW section of the RF report for further measurement details).

Note 2: Detection Bandwidth = F_H - F_L = 5569MHz - 5491MHz = 78MHz.

Note 3: NII Detection Bandwidth Min. Limit (MHz): 77.429MHz x 100% = 77.429MHz.

Test Site	SIP-TR1	Test Engineer	Alan Yu
Test Date	2025-04-12	Test Mode	Mode 1
Test Item	Detection Bandwidth (802.11be-EHT160 mode - 5250MHz)		

Radar Frequency (MHz)	DFS Detection Trials (1=Detection, 0= No Detection)										
	1	2	3	4	5	6	7	8	9	10	Detection Rate (%)
5250 F_L	1	1	1	1	1	1	1	1	1	1	100%
5255	1	1	1	1	1	1	1	1	1	1	100%
5260	1	1	1	1	1	1	1	1	1	1	100%
5265	1	1	1	1	1	1	1	1	1	1	100%
5270	1	1	1	1	1	1	1	1	1	1	100%
5275	1	1	1	1	1	1	1	1	1	1	100%
5280	1	1	1	1	1	1	1	1	1	1	100%
5285	1	1	1	1	1	1	1	1	1	1	100%
5290	1	1	1	1	1	1	1	1	1	1	100%
5295	1	1	1	1	1	1	1	1	1	1	100%
5300	1	1	1	1	1	1	1	1	1	1	100%
5305	1	1	1	1	1	1	1	1	1	1	100%
5310	1	1	1	1	1	1	1	1	1	1	100%
5315	1	1	1	1	1	1	1	1	1	1	100%
5320	1	1	1	1	1	1	1	1	1	1	100%
5325	1	1	1	1	1	1	1	1	1	1	100%
5326	1	1	1	1	1	1	1	1	1	1	100%
5327	1	1	1	1	1	1	1	1	1	1	100%
5328	1	1	1	1	1	1	1	1	1	1	100%
5329 F_H	1	1	1	1	1	1	1	1	1	1	100%
5330	0	0	0	0	0	0	0	0	0	0	0%

Note 1: All NII channels for this device have identical Channel bandwidths. Therefore, all DFS testing was done at 5250MHz. The 99% channel bandwidth within U-NII Band-2A is 77.93MHz (99% BW / 2 = 155.86MHz / 2 = 77.93MHz). (See the 99% BW section of the RF report for further measurement details).

Note 2: Detection Bandwidth = F_H - F_L = 5329MHz - 5250MHz = 79MHz.

Note 3: NII Detection Bandwidth Min. Limit (MHz): 77.93MHz x 100% = 77.93MHz.

Test Site	SIP-TR1	Test Engineer	Alan Yu
Test Date	2025-04-12	Test Mode	Mode 1
Test Item	Detection Bandwidth (802.11be-EHT160 mode - 5570MHz)		

Radar Frequency (MHz)	DFS Detection Trials (1=Detection, 0= No Detection)										
	1	2	3	4	5	6	7	8	9	10	Detection Rate (%)
5490	0	0	0	0	0	0	0	0	0	0	0%
5491 F_L	1	1	1	1	1	1	1	1	1	1	100%
5492	1	1	1	1	1	1	1	1	1	1	100%
5493	1	1	1	1	1	1	1	1	1	1	100%
5494	1	1	1	1	1	1	1	1	1	1	100%
5495	1	1	1	1	1	1	1	1	1	1	100%
5505	1	1	1	1	1	1	1	1	1	1	100%
5510	1	1	1	1	1	1	1	1	1	1	100%
5515	1	1	1	1	1	1	1	1	1	1	100%
5520	1	1	1	1	1	1	1	1	1	1	100%
5525	1	1	1	1	1	1	1	1	1	1	100%
5530	1	1	1	1	1	1	1	1	1	1	100%
5535	1	1	1	1	1	1	1	1	1	1	100%
5540	1	1	1	1	1	1	1	1	1	1	100%
5545	1	1	1	1	1	1	1	1	1	1	100%
5550	1	1	1	1	1	1	1	1	1	1	100%
5555	1	1	1	1	1	1	1	1	1	1	100%
5560	1	1	1	1	1	1	1	1	1	1	100%
5565	1	1	1	1	1	1	1	1	1	1	100%
5570	1	1	1	1	1	1	1	1	1	1	100%
5575	1	1	1	1	1	1	1	1	1	1	100%
5580	1	1	1	1	1	1	1	1	1	1	100%
5585	1	1	1	1	1	1	1	1	1	1	100%
5590	1	1	1	1	1	1	1	1	1	1	100%
5595	1	1	1	1	1	1	1	1	1	1	100%
5600	1	1	1	1	1	1	1	1	1	1	100%
5605	1	1	1	1	1	1	1	1	1	1	100%
5610	1	1	1	1	1	1	1	1	1	1	100%
5615	1	1	1	1	1	1	1	1	1	1	100%
5620	1	1	1	1	1	1	1	1	1	1	100%
5625	1	1	1	1	1	1	1	1	1	1	100%
5630	1	1	1	1	1	1	1	1	1	1	100%

5635	1	1	1	1	1	1	1	1	1	1	100%
5640	1	1	1	1	1	1	1	1	1	1	100%
5645	1	1	1	1	1	1	1	1	1	1	100%
5646	1	1	1	1	1	1	1	1	1	1	100%
5647	1	1	1	1	1	1	1	1	1	1	100%
5648	1	1	1	1	1	1	1	1	1	1	100%
5649 F_H	1	1	1	1	1	1	1	1	1	1	100%
5650	0	0	0	0	0	0	0	0	0	0	0%

Note 1: All NII channels for this device have identical Channel bandwidths. Therefore, all DFS testing was done at 5570MHz. The 99% channel bandwidth is 156.21MHz. (See the 99% BW section of the RF report for further measurement details).

Note 2: Detection Bandwidth = F_H - F_L = 5491MHz – 5649MHz = 158MHz

Note 3: NII Detection Bandwidth Min. Limit (MHz): 156.21MHz x 100% = 156.21MHz.

A.4 Initial Channel Availability Check Time Test Result

Test Site	SIP-TR1	Test Engineer	Alan Yu
Test Date	2025-04-17	Test Mode	Mode 1
Test Item	Initial Channel Availability Check Time (802.11be-EHT20 mode - 5500MHz)		

Initial Channel Availability Check Time
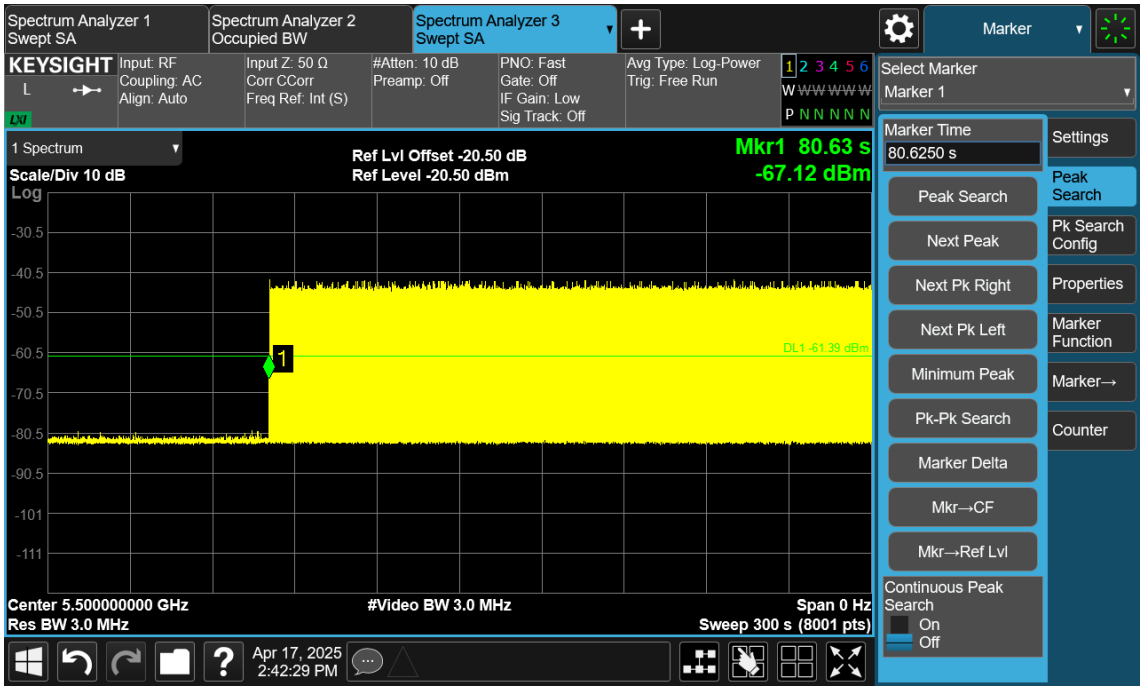
Note: The EUT does not transmit any beacon or data transmissions until at least 1 minute after the completion of the power-on cycle (20.63 sec). Initial beacons/data transmissions are indicated by marker 1 (80.63 sec).

A.5 Radar Burst at the Beginning of the Channel Availability Check Time Test Result

Test Site	SIP-TR1	Test Engineer	Alan Yu
Test Date	2025-04-17	Test Mode	Mode 1
Test Item	Beginning of the Channel Availability Check Time (802.11be-EHT20 mode - 5500MHz)		

Beginning of the Channel Availability Check Time

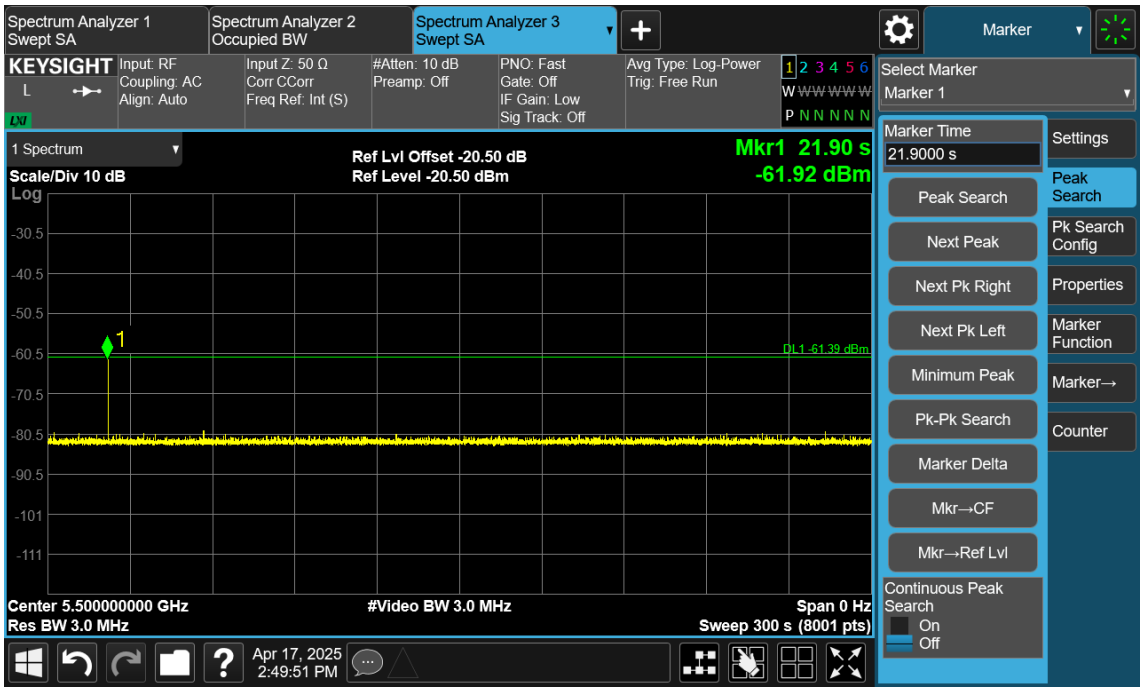

A.6 Radar Burst at the End of the Channel Availability Check Time Test Result

Test Site	SIP-TR1	Test Engineer	Alan Yu
Test Date	2025-04-17	Test Mode	Mode 1
Test Item	End of the Channel Availability Check Time (802.11be-EHT20 mode - 5500MHz)		

End of the Channel Availability Check Time

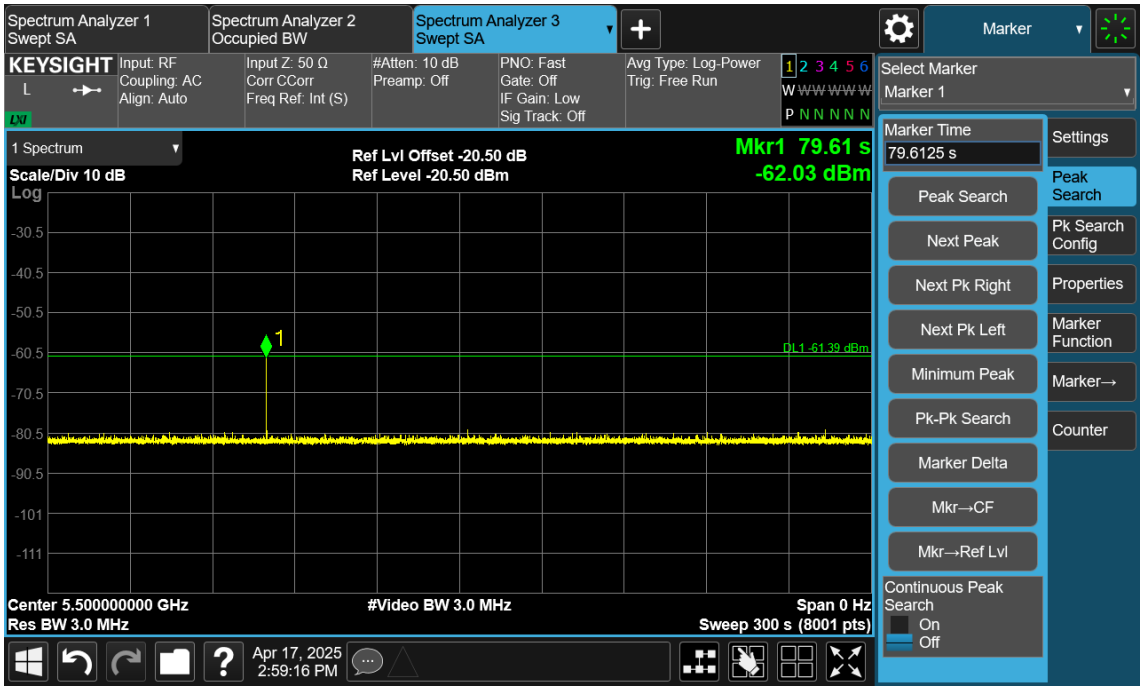

A.7 In-Service Monitoring for Channel Move Time, Channel Closing Transmission Time and Non-Occupancy Period Test Result

Test Site	SIP-TR1	Test Engineer	Alan Yu
Test Date	2025-04-17 ~ 2025-04-25	Test Mode	Mode 1
Test Item	Channel Move Time and Channel Closing Transmission Time (802.11be-EHT160 mode - 5250MHz)		

Channel Move Time and Channel Closing Transmission Time

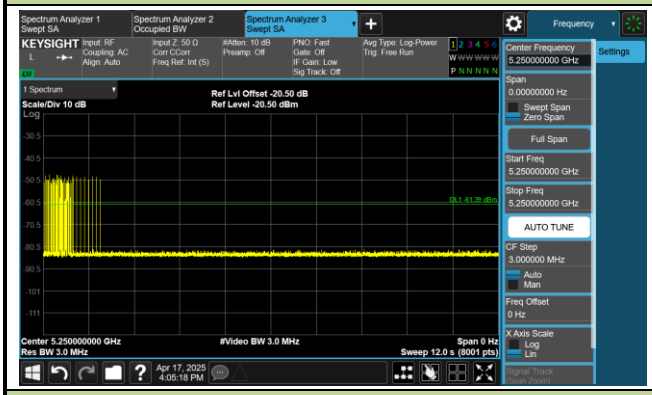

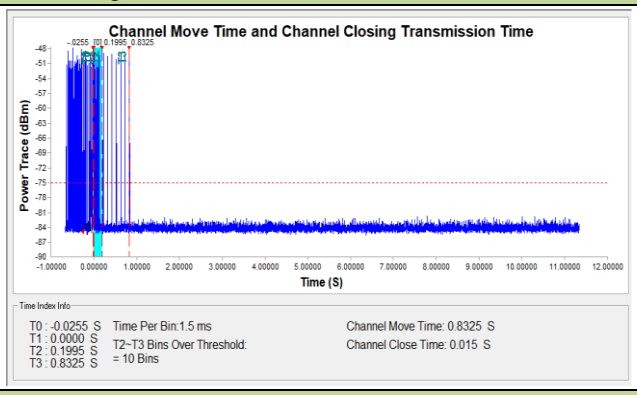

Non-Occupancy Period

Parameter	Test Result	Limit
Channel Move Time (s)	0.8325s	<10s
Channel Closing Transmission Time (ms) (Note)	15.0ms	< 60ms
Non-Occupancy Period (min)	≥ 30min	≥ 30 min

Note: The Channel Closing Transmission Time is comprised of 200 milliseconds starting at the beginning of the Channel Move Time plus any additional intermittent control signals required to facilitate a Channel move (an aggregate of 60 milliseconds) during the remainder of the 10 seconds period. The aggregate duration of control signals will not count quiet periods in between transmissions.

Test Site	SIP-TR1	Test Engineer	Alan Yu
Test Date	2025-04-17 ~ 2025-04-25	Test Mode	Mode 1
Test Item	Channel Move Time and Channel Closing Transmission Time (802.11be-EHT160 mode - 5570MHz)		

Channel Move Time and Channel Closing Transmission Time

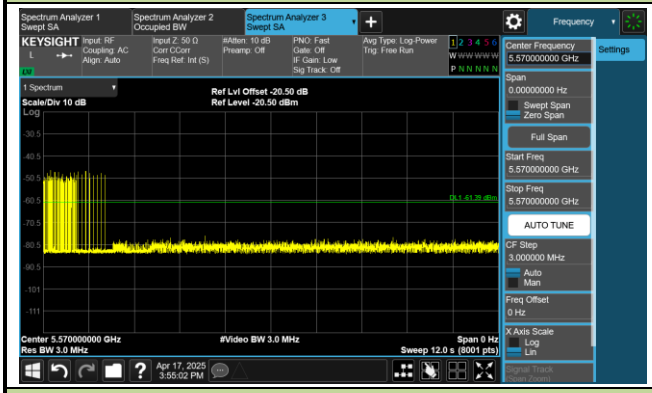

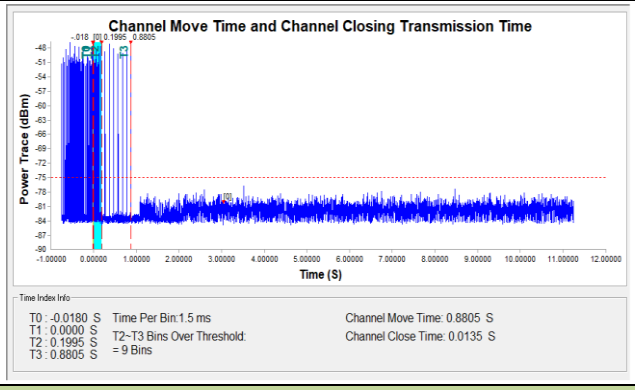

Non-Occupancy Period

Parameter	Test Result	Limit
Channel Move Time (s)	0.8805s	<10s
Channel Closing Transmission Time (ms) (Note)	13.5ms	< 60ms
Non-Occupancy Period (min)	≥ 30min	≥ 30 min

Note: The Channel Closing Transmission Time is comprised of 200 milliseconds starting at the beginning of the Channel Move Time plus any additional intermittent control signals required to facilitate a Channel move (an aggregate of 60 milliseconds) during the remainder of the 10 seconds period. The aggregate duration of control signals will not count quiet periods in between transmissions.

A.8 Statistical Performance Check

Test Site	SIP-TR1	Test Engineer	Alan Yu
Test Date	2025-04-11	Test Mode	Mode 1
Test Item	Radar Statistical Performance Check (802.11be-EHT20 – 5500MHz)		

Radar Type 1-4 - Radar Statistical Performance								
Trial	Radar Type 1		Radar Type 2		Radar Type 3		Radar Type 4	
	Frequency (MHz)	1=detect 0=no detect	Frequency (MHz)	1=detect 0=no detect	Frequency (MHz)	1=detect 0=no detect	Frequency (MHz)	1=detect 0=no detect
0	5500	1	5501	1	5500	1	5503	1
1	5492	1	5492	1	5504	1	5509	1
2	5496	1	5508	1	5491	0	5505	1
3	5510	0	5493	0	5503	1	5501	1
4	5508	1	5505	1	5501	1	5491	1
5	5490	1	5490	0	5493	1	5510	0
6	5500	1	5498	1	5509	1	5503	1
7	5503	1	5491	0	5506	1	5494	1
8	5501	1	5498	1	5504	1	5491	1
9	5494	0	5500	1	5510	0	5502	1
10	5507	1	5501	1	5490	0	5503	1
11	5492	1	5509	0	5505	1	5504	1
12	5499	1	5498	1	5500	1	5490	0
13	5503	1	5508	1	5503	1	5495	1
14	5504	1	5494	1	5498	1	5503	0
15	5495	0	5507	1	5503	1	5500	1
16	5509	1	5504	1	5494	0	5495	1
17	5504	1	5492	1	5504	1	5506	1
18	5503	1	5510	0	5496	1	5503	1
19	5493	1	5500	1	5502	1	5505	1
20	5497	0	5509	0	5506	1	5493	1
21	5502	1	5500	1	5494	1	5510	0
22	5492	1	5505	1	5495	1	5505	1
23	5505	1	5503	1	5501	1	5508	1
24	5497	0	5493	0	5507	1	5503	1
25	5507	1	5505	1	5495	0	5506	1
26	5497	1	5499	1	5502	1	5507	1
27	5506	1	5496	0	5506	1	5496	1

Trial	Radar Type 1		Radar Type 2		Radar Type 3		Radar Type 4	
	Frequency (MHz)	1=detect 0=no detect	Frequency (MHz)	1=detect 0=no detect	Frequency (MHz)	1=detect 0=no detect	Frequency (MHz)	1=detect 0=no detect
28	5498	1	5497	1	5505	1	5499	1
29	5504	1	5501	1	5495	1	5501	1
Probability:	83.33%		73.33%		83.33%		86.67%	
Aggregate:	**81.67% (>80%)**							

Radar Type 1 - Radar Waveform

Trial List

	Trial Id	Radar Type	Pulse Width (us)	PRI (us)	Number of Pulses	Waveform Length (us)
Download	0	Type 1	1.0	658.0	81	53298.0
Download	1	Type 1	1.0	738.0	72	53136.0
Download	2	Type 1	1.0	518.0	102	52836.0
Download	3	Type 1	1.0	858.0	62	53196.0
Download	4	Type 1	1.0	938.0	57	53466.0
Download	5	Type 1	1.0	698.0	76	53048.0
Download	6	Type 1	1.0	538.0	99	53262.0
Download	7	Type 1	1.0	678.0	78	52884.0
Download	8	Type 1	1.0	578.0	92	53176.0
Download	9	Type 1	1.0	798.0	67	53466.0
Download	10	Type 1	1.0	898.0	59	52982.0
Download	11	Type 1	1.0	598.0	89	53222.0
Download	12	Type 1	1.0	638.0	83	52954.0
Download	13	Type 1	1.0	778.0	68	52904.0
Download	14	Type 1	1.0	838.0	63	52794.0
Download	15	Type 1	1.0	2455.0	22	54010.0
Download	16	Type 1	1.0	715.0	74	52910.0
Download	17	Type 1	1.0	2035.0	26	52910.0
Download	18	Type 1	1.0	1567.0	34	53278.0
Download	19	Type 1	1.0	971.0	55	53405.0
Download	20	Type 1	1.0	2354.0	23	54142.0
Download	21	Type 1	1.0	522.0	102	53244.0
Download	22	Type 1	1.0	623.0	85	52955.0
Download	23	Type 1	1.0	1429.0	37	52873.0
Download	24	Type 1	1.0	1862.0	29	53998.0
Download	25	Type 1	1.0	1894.0	28	53032.0
Download	26	Type 1	1.0	2756.0	20	55120.0
Download	27	Type 1	1.0	2345.0	23	53935.0
Download	28	Type 1	1.0	1569.0	34	53346.0
Download	29	Type 1	1.0	2592.0	21	54432.0

Radar Type 2 - Radar Waveform

Trial List

	Trial Id	Radar Type	Pulse Width (us)	PRI (us)	Number of Pulses	Waveform Length (us)
Download	0	Type 2	1.2	182.0	23	4186.0
Download	1	Type 2	2.7	201.0	25	5025.0
Download	2	Type 2	2.5	173.0	25	4325.0
Download	3	Type 2	4.8	215.0	29	6235.0
Download	4	Type 2	2.9	202.0	26	5252.0
Download	5	Type 2	4.8	161.0	29	4669.0
Download	6	Type 2	4.9	157.0	29	4553.0
Download	7	Type 2	4.0	203.0	28	5684.0
Download	8	Type 2	4.2	225.0	28	6300.0
Download	9	Type 2	4.1	191.0	28	5348.0
Download	10	Type 2	3.4	155.0	27	4185.0
Download	11	Type 2	4.1	168.0	28	4704.0
Download	12	Type 2	1.3	171.0	23	3933.0
Download	13	Type 2	1.5	185.0	23	4255.0
Download	14	Type 2	2.6	167.0	25	4175.0
Download	15	Type 2	2.5	163.0	25	4075.0
Download	16	Type 2	2.9	184.0	26	4784.0
Download	17	Type 2	1.8	179.0	24	4296.0
Download	18	Type 2	4.5	223.0	29	6467.0
Download	19	Type 2	1.0	170.0	23	3910.0
Download	20	Type 2	5.0	199.0	29	5771.0
Download	21	Type 2	3.2	224.0	26	5824.0
Download	22	Type 2	4.4	150.0	28	4200.0
Download	23	Type 2	4.5	190.0	28	5320.0
Download	24	Type 2	4.6	180.0	29	5220.0
Download	25	Type 2	1.5	187.0	23	4301.0
Download	26	Type 2	2.0	154.0	24	3696.0
Download	27	Type 2	5.0	193.0	29	5597.0
Download	28	Type 2	2.7	188.0	26	4888.0
Download	29	Type 2	2.5	152.0	25	3800.0

Radar Type 3 - Radar Waveform

Trial List

	Trial Id	Radar Type	Pulse Width (us)	PRI (us)	Number of Pulses	Waveform Length (us)
Download	0	Type 3	6.2	302.0	16	4832.0
Download	1	Type 3	7.7	210.0	17	3570.0
Download	2	Type 3	7.5	252.0	17	4284.0
Download	3	Type 3	9.8	468.0	18	8424.0
Download	4	Type 3	7.9	214.0	17	3638.0
Download	5	Type 3	9.8	422.0	18	7596.0
Download	6	Type 3	9.9	417.0	18	7506.0
Download	7	Type 3	9.0	280.0	18	5040.0
Download	8	Type 3	9.2	271.0	18	4878.0
Download	9	Type 3	9.1	451.0	18	8118.0
Download	10	Type 3	8.4	351.0	17	5967.0
Download	11	Type 3	9.1	429.0	18	7722.0
Download	12	Type 3	6.3	270.0	16	4320.0
Download	13	Type 3	6.5	315.0	16	5040.0
Download	14	Type 3	7.6	303.0	17	5151.0
Download	15	Type 3	7.5	471.0	17	8007.0
Download	16	Type 3	7.9	262.0	17	4454.0
Download	17	Type 3	6.8	305.0	16	4880.0
Download	18	Type 3	9.5	336.0	18	6048.0
Download	19	Type 3	6.0	401.0	16	6416.0
Download	20	Type 3	10.0	457.0	18	8226.0
Download	21	Type 3	8.2	475.0	17	8075.0
Download	22	Type 3	9.4	290.0	18	5220.0
Download	23	Type 3	9.5	215.0	18	3870.0
Download	24	Type 3	9.6	207.0	18	3726.0
Download	25	Type 3	6.5	412.0	16	6592.0
Download	26	Type 3	7.0	419.0	16	6704.0
Download	27	Type 3	10.0	208.0	18	3744.0
Download	28	Type 3	7.7	354.0	17	6018.0
Download	29	Type 3	7.5	330.0	17	5610.0

Radar Type 4 - Radar Waveform

Trial List

	Trial Id	Radar Type	Pulse Width (us)	PRI (us)	Number of Pulses	Waveform Length (us)
Download	0	Type 4	11.4	302.0	12	3624.0
Download	1	Type 4	14.8	210.0	14	2940.0
Download	2	Type 4	14.3	252.0	13	3276.0
Download	3	Type 4	19.4	468.0	16	7488.0
Download	4	Type 4	15.4	214.0	14	2996.0
Download	5	Type 4	19.4	422.0	16	6752.0
Download	6	Type 4	19.7	417.0	16	6672.0
Download	7	Type 4	17.8	280.0	15	4200.0
Download	8	Type 4	18.2	271.0	15	4065.0
Download	9	Type 4	18.0	451.0	15	6765.0
Download	10	Type 4	16.4	351.0	14	4914.0
Download	11	Type 4	18.0	429.0	15	6435.0
Download	12	Type 4	11.7	270.0	12	3240.0
Download	13	Type 4	12.2	315.0	12	3780.0
Download	14	Type 4	14.6	303.0	14	4242.0
Download	15	Type 4	14.3	471.0	13	6123.0
Download	16	Type 4	15.2	262.0	14	3668.0
Download	17	Type 4	12.8	305.0	13	3965.0
Download	18	Type 4	18.8	336.0	16	5376.0
Download	19	Type 4	11.0	401.0	12	4812.0
Download	20	Type 4	20.0	457.0	16	7312.0
Download	21	Type 4	16.0	475.0	14	6650.0
Download	22	Type 4	18.5	290.0	16	4640.0
Download	23	Type 4	18.7	215.0	16	3440.0
Download	24	Type 4	19.1	207.0	16	3312.0
Download	25	Type 4	12.2	412.0	12	4944.0
Download	26	Type 4	13.2	419.0	13	5447.0
Download	27	Type 4	20.0	208.0	16	3328.0
Download	28	Type 4	14.9	354.0	14	4956.0
Download	29	Type 4	14.4	330.0	13	4290.0

Radar Type 5 - Radar Statistical Performance					
Trail #	Test Freq. (MHz)	1=Detection 0=No Detection	Trail #	Test Freq. (MHz)	1=Detection 0=No Detection
0	5500	1	15	5494	1
1	5500	1	16	5495	1
2	5500	1	17	5494	1
3	5500	1	18	5498	1
4	5500	1	19	5492	1
5	5500	1	20	5502	1
6	5500	1	21	5504	1
7	5500	1	22	5502	1
8	5500	1	23	5502	1
9	5500	1	24	5502	1
10	5496	1	25	5507	1
11	5497	1	26	5506	1
12	5493	1	27	5502	1
13	5493	1	28	5505	1
14	5495	1	29	5505	1
Detection Percentage (%)			**100.00%**		

Type 5 Radar Waveform_0

Download	0	Type 5	8	1.5000000	12.0000000	5.500000000				
		Burst ID	Burst Offset (us)	Pulse Width (us)	Chirp Width (MHz)	Number of Pulses per Burst	PRI-1 (us)	PRI-2 (us)	PRI-3 (us)	
		0	443341.0	52.6	5	1	1398.0	-	-	
		1	805475.0	71.4	5	2	1882.0	1974.0	-	
		2	1169013.0	68.3	5	2	1926.0	1064.0	-	
		3	35054.0	96.6	5	3	1344.0	1115.0	1446.0	
		4	398161.0	74.3	5	2	1711.0	1227.0	-	
		5	760570.0	96.7	5	3	1263.0	1039.0	1966.0	
		6	1123440.0	98.0	5	3	1479.0	1287.0	1357.0	
		7	1486449.0	87.7	5	3	1112.0	1121.0	1678.0	

Type 5 Radar Waveform_1

Download	1	Type 5	13	0.9230769	12.0000000	5.500000000				
		Burst ID	Burst Offset (us)	Pulse Width (us)	Chirp Width (MHz)	Number of Pulses per Burst	PRI-1 (us)	PRI-2 (us)	PRI-3 (us)	
		0	216878.0	89.7	11	3	1209.0	1853.0	1383.0	
		1	440111.0	88.9	11	3	1178.0	1017.0	1339.0	
		2	663347.0	80.0	11	2	1337.0	1894.0	-	
		3	885410.0	88.9	11	3	1475.0	1778.0	1046.0	
		4	190033.0	54.0	11	1	1542.0	-	-	
		5	413576.0	56.8	11	1	1449.0	-	-	
		6	636017.0	70.1	11	2	1443.0	1571.0	-	
		7	859322.0	68.7	11	2	1514.0	1328.0	-	
		8	162086.0	73.3	11	2	1969.0	1937.0	-	
		9	386140.0	60.4	11	1	1217.0	-	-	
		10	608410.0	93.4	11	3	1113.0	1021.0	1063.0	
		11	833352.0	50.3	11	1	1159.0	-	-	
		12	134460.0	99.9	11	3	1709.0	1426.0	1905.0	

Type 5 Radar Waveform_2

Download	2	Type 5	12	1.0000000	12.0000000	5.500000000				
		Burst ID	Burst Offset (us)	Pulse Width (us)	Chirp Width (MHz)	Number of Pulses per Burst	PRI-1 (us)	PRI-2 (us)	PRI-3 (us)	
		0	388070.0	77.7	10	2	1220.0	1161.0	-	
		1	628497.0	91.6	10	3	1818.0	1609.0	1372.0	
		2	870705.0	92.7	10	3	1160.0	1102.0	1575.0	
		3	116073.0	94.8	10	3	1268.0	1957.0	1208.0	
		4	358552.0	56.8	10	1	1587.0	-	-	
		5	600613.0	62.4	10	1	1729.0	-	-	
		6	839949.0	99.8	10	3	1452.0	1895.0	1670.0	
		7	86403.0	71.4	10	2	1665.0	1940.0	-	
		8	328040.0	68.7	10	2	1816.0	1851.0	-	
		9	569019.0	97.6	10	3	1648.0	1218.0	1961.0	
		10	812281.0	75.8	10	2	1347.0	1145.0	-	
		11	56600.0	94.9	10	3	1439.0	1461.0	1349.0	

Type 5 Radar Waveform_3

Download	3	Type 5	20	0.6000000	12.0000000	5.500000000			
		Burst ID	Burst Offset (us)	Pulse Width (us)	Chirp Width (MHz)	Number of Pulses per Burst	PRI-1 (us)	PRI-2 (us)	PRI-3 (us)
		0	179076.0	60.9	19	1	1832.0	-	-
		1	323028.0	89.8	19	3	1573.0	1019.0	1310.0
		2	469159.0	66.0	19	1	1915.0	-	-
		3	16054.0	89.3	19	3	1434.0	1927.0	1314.0
		4	160715.0	71.0	19	2	1962.0	1692.0	-
		5	305959.0	80.4	19	2	1170.0	1289.0	-
		6	451725.0	60.0	19	1	1341.0	-	-
		7	594147.0	94.0	19	3	1249.0	1246.0	1626.0
		8	142947.0	83.8	19	3	1055.0	1382.0	1018.0
		9	287256.0	85.8	19	3	1473.0	1353.0	1400.0
		10	431324.0	88.2	19	3	1474.0	1830.0	1510.0
		11	579362.0	62.4	19	1	1002.0	-	-
		12	125236.0	73.1	19	2	1202.0	1724.0	-
		13	270707.0	54.3	19	1	1464.0	-	-
		14	413487.0	91.0	19	3	1186.0	1954.0	1755.0
		15	560771.0	61.4	19	1	1745.0	-	-
		16	107226.0	70.2	19	2	1950.0	1938.0	-
		17	251766.0	99.9	19	3	1151.0	1295.0	1527.0
		18	397912.0	58.0	19	1	1581.0	-	-
		19	541138.0	69.3	19	2	1710.0	1975.0	-

Type 5 Radar Waveform_4

Download	4	Type 5	14	0.8571429	12.0000000	5.500000000			
		Burst ID	Burst Offset (us)	Pulse Width (us)	Chirp Width (MHz)	Number of Pulses per Burst	PRI-1 (us)	PRI-2 (us)	PRI-3 (us)
		0	127830.0	94.4	12	3	1770.0	1780.0	1399.0
		1	334927.0	84.4	12	3	1588.0	1292.0	1016.0
		2	542842.0	75.0	12	2	1231.0	1129.0	-
		3	749676.0	79.9	12	2	1732.0	1173.0	-
		4	102580.0	75.7	12	2	1800.0	1417.0	-
		5	310365.0	51.8	12	1	1338.0	-	-
		6	517310.0	67.4	12	2	1177.0	1176.0	-
		7	722415.0	84.3	12	3	1491.0	1481.0	1986.0
		8	76914.0	98.3	12	3	1590.0	1841.0	1506.0
		9	284727.0	66.3	12	1	1551.0	-	-
		10	491490.0	70.9	12	2	1690.0	1157.0	-
		11	697492.0	91.4	12	3	1166.0	1493.0	1645.0
		12	51667.0	54.1	12	1	1427.0	-	-
		13	258293.0	94.1	12	3	1706.0	1368.0	1364.0

Type 5 Radar Waveform_5

Download	5	Type 5	20	0.6000000	12.0000000	5.500000000			
		Burst ID	Burst Offset (us)	Pulse Width (us)	Chirp Width (MHz)	Number of Pulses per Burst	PRI-1 (us)	PRI-2 (us)	PRI-3 (us)
		0	324903.0	93.2	19	3	1030.0	1869.0	1432.0
		1	470452.0	67.1	19	2	1448.0	1511.0	-
		2	18264.0	54.0	19	1	1266.0	-	-
		3	163026.0	79.4	19	2	1777.0	1138.0	-
		4	308445.0	52.2	19	1	1736.0	-	-
		5	452423.0	80.0	19	2	1842.0	1371.0	-
		6	375.0	83.4	19	3	1604.0	1722.0	1219.0
		7	145472.0	56.4	19	1	1747.0	-	-
		8	290912.0	66.1	19	1	1037.0	-	-
		9	433631.0	92.0	19	3	1190.0	1671.0	1676.0
		10	580609.0	53.3	19	1	1900.0	-	-
		11	127343.0	80.2	19	2	1388.0	1561.0	-
		12	272342.0	71.6	19	2	1318.0	1203.0	-
		13	417969.0	52.4	19	1	1490.0	-	-
		14	561861.0	71.5	19	2	1087.0	1748.0	-
		15	109336.0	88.4	19	3	1049.0	1767.0	1066.0
		16	255078.0	51.2	19	1	1146.0	-	-
		17	399207.0	68.9	19	2	1498.0	1312.0	-
		18	543512.0	89.5	19	3	1033.0	1029.0	1332.0
		19	91898.0	56.5	19	1	1468.0	-	-

Type 5 Radar Waveform_6

Download	6	Type 5	20	0.6000000	12.0000000	5.500000000			
		Burst ID	Burst Offset (us)	Pulse Width (us)	Chirp Width (MHz)	Number of Pulses per Burst	PRI-1 (us)	PRI-2 (us)	PRI-3 (us)
		0	236939.0	50.5	20	1	1776.0	-	-
		1	380814.0	76.6	20	2	1805.0	1870.0	-
		2	527096.0	64.7	20	1	1797.0	-	-
		3	73705.0	86.1	20	3	1142.0	1172.0	1679.0
		4	219009.0	63.6	20	1	1935.0	-	-
		5	363349.0	69.2	20	2	1669.0	1431.0	-
		6	509134.0	62.9	20	1	1904.0	-	-
		7	56009.0	75.8	20	2	1471.0	1356.0	-
		8	200310.0	95.7	20	3	1971.0	1297.0	1140.0
		9	345559.0	67.5	20	2	1892.0	1136.0	-
		10	491777.0	64.8	20	1	1282.0	-	-
		11	38058.0	96.8	20	3	1793.0	1687.0	1075.0
		12	183391.0	58.3	20	1	1558.0	-	-
		13	327635.0	79.0	20	2	1477.0	1714.0	-
		14	474108.0	61.1	20	1	1008.0	-	-
		15	20337.0	73.8	20	2	1111.0	1456.0	-
		16	165486.0	57.3	20	1	1655.0	-	-
		17	309285.0	90.8	20	3	1153.0	1348.0	1693.0
		18	453009.0	97.6	20	3	1663.0	1680.0	1873.0
		19	2486.0	78.0	20	2	1865.0	1597.0	-

Type 5 Radar Waveform_7

Download	7	Type 5	17	0.7058824	12.0000000	5.500000000			
		Burst ID	Burst Offset (us)	Pulse Width (us)	Chirp Width (MHz)	Number of Pulses per Burst	PRI-1 (us)	PRI-2 (us)	PRI-3 (us)
		0	173070.0	86.0	17	3	1792.0	1529.0	1015.0
		1	343271.0	87.9	17	3	1392.0	1773.0	1061.0
		2	514340.0	68.2	17	2	1012.0	1991.0	-
		3	684887.0	83.1	17	2	1492.0	1433.0	-
		4	152458.0	76.5	17	2	1519.0	1221.0	-
		5	321845.0	95.5	17	3	1914.0	1701.0	1623.0
		6	493143.0	80.2	17	2	1585.0	1702.0	-
		7	665356.0	65.0	17	1	1369.0	-	-
		8	131684.0	62.7	17	1	1500.0	-	-
		9	302703.0	59.9	17	1	1071.0	-	-
		10	473675.0	65.0	17	1	1022.0	-	-
		11	644449.0	51.9	17	1	1216.0	-	-
		12	110709.0	51.9	17	1	1067.0	-	-
		13	280039.0	97.7	17	3	1212.0	1963.0	1921.0
		14	450206.0	93.6	17	3	1821.0	1618.0	1340.0
		15	623479.0	66.6	17	1	1124.0	-	-
		16	89586.0	52.4	17	1	1594.0	-	-

Type 5 Radar Waveform_8

Download	8	Type 5	18	0.6666667	12.0000000	5.500000000			
		Burst ID	Burst Offset (us)	Pulse Width (us)	Chirp Width (MHz)	Number of Pulses per Burst	PRI-1 (us)	PRI-2 (us)	PRI-3 (us)
		0	245380.0	68.0	17	2	1408.0	1589.0	-
		1	406965.0	65.8	17	1	1978.0	-	-
		2	567142.0	83.1	17	2	1647.0	1537.0	-
		3	64590.0	67.0	17	2	1883.0	1144.0	-
		4	225944.0	57.5	17	1	1847.0	-	-
		5	387355.0	60.7	17	1	1553.0	-	-
		6	546604.0	98.6	17	3	1032.0	1336.0	1685.0
		7	44779.0	77.1	17	2	1276.0	1526.0	-
		8	206181.0	56.6	17	1	1531.0	-	-
		9	366644.0	71.9	17	2	1901.0	1175.0	-
		10	526711.0	92.7	17	3	1253.0	1374.0	1549.0
		11	24911.0	91.4	17	3	1233.0	1224.0	1301.0
		12	185434.0	97.7	17	3	1085.0	1872.0	1703.0
		13	346596.0	81.1	17	2	1880.0	1624.0	-
		14	508955.0	60.5	17	1	1516.0	-	-
		15	5119.0	71.4	17	2	1048.0	1182.0	-
		16	166363.0	61.5	17	1	1838.0	-	-
		17	327153.0	70.5	17	2	1042.0	1715.0	-

Type 5 Radar Waveform_9

Download	9	Type 5	18	0.6666667	12.0000000	5.500000000				
		Burst ID	Burst Offset (us)	Pulse Width (us)	Chirp Width (MHz)	Number of Pulses per Burst	PRI-1 (us)	PRI-2 (us)	PRI-3 (us)	
		0	489188.0	62.6	17	1	1375.0	-	-	
		1	650574.0	58.3	17	1	1342.0	-	-	
		2	146316.0	81.7	17	2	1555.0	1130.0	-	
		3	308107.0	59.6	17	1	1054.0	-	-	
		4	468294.0	68.1	17	2	1813.0	1006.0	-	
		5	627862.0	89.0	17	3	1370.0	1772.0	1192.0	
		6	126114.0	98.0	17	3	1472.0	1320.0	1810.0	
		7	288121.0	63.0	17	1	1288.0	-	-	
		8	447434.0	85.8	17	3	1874.0	1076.0	1391.0	
		9	610728.0	52.4	17	1	1444.0	-	-	
		10	106768.0	62.8	17	1	1909.0	-	-	
		11	266896.0	94.9	17	3	1414.0	1554.0	1661.0	
		12	429203.0	60.7	17	1	1931.0	-	-	
		13	588629.0	85.5	17	3	1211.0	1533.0	1207.0	
		14	86464.0	94.6	17	3	1419.0	1967.0	1924.0	
		15	247812.0	71.4	17	2	1171.0	1599.0	-	
		16	407834.0	89.4	17	3	1808.0	1497.0	1079.0	
		17	569787.0	74.9	17	2	1503.0	1333.0	-	

Type 5 Radar Waveform_10

Download	10	Type 5	15	0.8000000	12.0000000	5.496000000				
		Burst ID	Burst Offset (us)	Pulse Width (us)	Chirp Width (MHz)	Number of Pulses per Burst	PRI-1 (us)	PRI-2 (us)	PRI-3 (us)	
		0	80579.0	64.4	14	1	1108.0	-	-	
		1	274328.0	60.9	14	1	1128.0	-	-	
		2	466880.0	78.4	14	2	1627.0	1550.0	-	
		3	660530.0	77.2	14	2	1305.0	1394.0	-	
		4	56606.0	69.7	14	2	1223.0	1389.0	-	
		5	250260.0	55.9	14	1	1774.0	-	-	
		6	443119.0	69.9	14	2	1659.0	1440.0	-	
		7	636528.0	73.6	14	2	1412.0	1518.0	-	
		8	32720.0	87.6	14	3	1154.0	1877.0	1139.0	
		9	226239.0	73.7	14	2	1117.0	1275.0	-	
		10	420274.0	65.0	14	1	1270.0	-	-	
		11	613005.0	78.9	14	2	1147.0	1406.0	-	
		12	8973.0	54.5	14	1	1733.0	-	-	
		13	202247.0	80.6	14	2	1306.0	1730.0	-	
		14	394425.0	90.4	14	3	1465.0	1833.0	1977.0	

Type 5 Radar Waveform_11

Download	11	Type 5	18	0.6666667	12.0000000	5.497000000				
		Burst ID	Burst Offset (us)	Pulse Width (us)	Chirp Width (MHz)	Number of Pulses per Burst	PRI-1 (us)	PRI-2 (us)	PRI-3 (us)	
		0	490580.0	77.1	17	2	1634.0	1041.0	-	
		1	651476.0	81.0	17	2	1309.0	1512.0	-	
		2	148923.0	58.3	17	1	1530.0	-	-	
		3	309710.0	70.7	17	2	1201.0	1463.0	-	
		4	471639.0	58.3	17	1	1413.0	-	-	
		5	630082.0	97.8	17	3	1725.0	1422.0	1316.0	
		6	128584.0	94.2	17	3	1174.0	1250.0	1520.0	
		7	289640.0	69.1	17	2	1612.0	1586.0	-	
		8	449324.0	94.6	17	3	1488.0	1897.0	1622.0	
		9	611993.0	75.0	17	2	1090.0	1535.0	-	
		10	108707.0	96.2	17	3	1756.0	1574.0	1088.0	
		11	270512.0	64.3	17	1	1495.0	-	-	
		12	431697.0	61.7	17	1	1712.0	-	-	
		13	593215.0	61.1	17	1	1436.0	-	-	
		14	89356.0	57.2	17	1	1194.0	-	-	
		15	249716.0	96.8	17	3	1089.0	1644.0	1215.0	
		16	410706.0	76.3	17	2	1611.0	1918.0	-	
		17	571478.0	91.7	17	3	1065.0	1110.0	1424.0	

Type 5 Radar Waveform_12

Download	12	Type 5	9	1.3333333	12.0000000	5.493000000				
		Burst ID	Burst Offset (us)	Pulse Width (us)	Chirp Width (MHz)	Number of Pulses per Burst	PRI-1 (us)	PRI-2 (us)	PRI-3 (us)	
		0	138746.0	85.6	6	3	1196.0	1343.0	1812.0	
		1	462059.0	56.9	6	1	1489.0	-	-	
		2	785345.0	50.5	6	1	1027.0	-	-	
		3	1105205.0	92.1	6	3	1758.0	1442.0	1753.0	
		4	98957.0	85.5	6	3	1979.0	1784.0	1740.0	
		5	421247.0	88.7	6	3	1155.0	1656.0	1906.0	
		6	744579.0	75.7	6	2	1083.0	1668.0	-	
		7	1065071.0	89.7	6	3	1666.0	1898.0	1949.0	
		8	59312.0	94.6	6	3	1860.0	1225.0	1908.0	

Type 5 Radar Waveform_13

Download	13	Type 5	9	1.3333333	12.0000000	5.493000000				
		Burst ID	Burst Offset (us)	Pulse Width (us)	Chirp Width (MHz)	Number of Pulses per Burst	PRI-1 (us)	PRI-2 (us)	PRI-3 (us)	
		0	382368.0	51.4	7	1	1888.0	-	-	
		1	704673.0	74.3	7	2	1876.0	1169.0	-	
		2	1026446.0	98.0	7	3	1210.0	1567.0	1386.0	
		3	19678.0	56.8	7	1	1642.0	-	-	
		4	341986.0	98.0	7	3	1835.0	1007.0	1401.0	
		5	664672.0	82.2	7	2	1878.0	1686.0	-	
		6	988792.0	54.4	7	1	1396.0	-	-	
		7	1309162.0	83.6	7	3	1345.0	1579.0	1180.0	
		8	302856.0	54.4	7	1	1713.0	-	-	

Type 5 Radar Waveform_14

Download	14	Type 5	13	0.9230769	12.0000000	5.495000000				
		Burst ID	Burst Offset (us)	Pulse Width (us)	Chirp Width (MHz)	Number of Pulses per Burst	PRI-1 (us)	PRI-2 (us)	PRI-3 (us)	
		0	431447.0	86.3	11	3	1727.0	1750.0	1560.0	
		1	656428.0	50.6	11	1	1771.0	-	-	
		2	879268.0	81.0	11	2	1379.0	1026.0	-	
		3	181792.0	77.2	11	2	1630.0	1261.0	-	
		4	404648.0	70.3	11	2	1886.0	1726.0	-	
		5	627624.0	91.9	11	3	1485.0	1000.0	1162.0	
		6	849686.0	83.9	11	3	1293.0	1864.0	1494.0	
		7	154485.0	52.1	11	1	1796.0	-	-	
		8	377413.0	73.6	11	2	1761.0	1283.0	-	
		9	599312.0	91.7	11	3	1459.0	1675.0	1807.0	
		10	825353.0	58.1	11	1	1183.0	-	-	
		11	127013.0	62.4	11	1	1429.0	-	-	
		12	349893.0	80.4	11	2	1754.0	1381.0	-	

Type 5 Radar Waveform_15

Download	15	Type 5	12	1.0000000	12.0000000	5.494000000				
		Burst ID	Burst Offset (us)	Pulse Width (us)	Chirp Width (MHz)	Number of Pulses per Burst	PRI-1 (us)	PRI-2 (us)	PRI-3 (us)	
		0	621381.0	76.9	10	2	1126.0	1271.0	-	
		1	861450.0	88.8	10	3	1313.0	1779.0	1478.0	
		2	107419.0	87.2	10	3	1640.0	1200.0	1959.0	
		3	349159.0	68.9	10	2	1903.0	1834.0	-	
		4	591193.0	73.6	10	2	1546.0	1501.0	-	
		5	832333.0	89.8	10	3	1187.0	1617.0	1023.0	
		6	77687.0	85.1	10	3	1593.0	1232.0	1984.0	
		7	318789.0	95.6	10	3	1829.0	1836.0	1965.0	
		8	561173.0	69.6	10	2	1707.0	1760.0	-	
		9	802107.0	95.0	10	3	1242.0	1598.0	1566.0	
		10	48060.0	68.6	10	2	1050.0	1613.0	-	
		11	290288.0	53.1	10	1	1486.0	-	-	

Type 5 Radar Waveform_16

Download	16	Type 5	14	0.8571429	12.0000000	5.495000000			
		Burst ID	Burst Offset (us)	Pulse Width (us)	Chirp Width (MHz)	Number of Pulses per Burst	PRI-1 (us)	PRI-2 (us)	PRI-3 (us)
		0	454727.0	92.7	12	3	1569.0	1522.0	1307.0
		1	661456.0	94.8	12	3	1664.0	1047.0	1801.0
		2	15590.0	96.7	12	3	1944.0	1970.0	1956.0
		3	222750.0	68.1	12	2	1248.0	1939.0	-
		4	428928.0	98.2	12	3	1327.0	1742.0	1973.0
		5	636739.0	82.1	12	2	1958.0	1543.0	-
		6	845835.0	57.3	12	1	1415.0	-	-
		7	197388.0	77.5	12	2	1038.0	1504.0	-
		8	405056.0	52.7	12	1	1696.0	-	-
		9	612467.0	60.5	12	1	1783.0	-	-
		10	818720.0	75.6	12	2	1453.0	1580.0	-
		11	172074.0	60.7	12	1	1466.0	-	-
		12	379595.0	58.4	12	1	1482.0	-	-
		13	584827.0	86.7	12	3	1366.0	1856.0	1601.0

Type 5 Radar Waveform_17

Download	17	Type 5	10	1.2000000	12.0000000	5.494000000			
		Burst ID	Burst Offset (us)	Pulse Width (us)	Chirp Width (MHz)	Number of Pulses per Burst	PRI-1 (us)	PRI-2 (us)	PRI-3 (us)
		0	1113221.0	58.7	8	1	1302.0	-	-
		1	205124.0	58.2	8	1	2000.0	-	-
		2	495459.0	83.3	8	2	1322.0	1205.0	-
		3	786388.0	65.1	8	1	1759.0	-	-
		4	1075244.0	84.1	8	3	1469.0	1020.0	1222.0
		5	169058.0	81.6	8	2	1976.0	1982.0	-
		6	459592.0	82.2	8	2	1127.0	1643.0	-
		7	750012.0	71.0	8	2	1385.0	1298.0	-
		8	1039423.0	97.5	8	3	1258.0	1119.0	1430.0
		9	133600.0	59.2	8	1	1507.0	-	-

Type 5 Radar Waveform_18

Download	18	Type 5	19	0.6315789	12.0000000	5.498000000			
		Burst ID	Burst Offset (us)	Pulse Width (us)	Chirp Width (MHz)	Number of Pulses per Burst	PRI-1 (us)	PRI-2 (us)	PRI-3 (us)
		0	222298.0	69.7	18	2	1738.0	1890.0	-
		1	375133.0	79.0	18	2	1165.0	1562.0	-
		2	528572.0	58.6	18	1	1628.0	-	-
		3	51439.0	64.7	18	1	1197.0	-	-
		4	203125.0	98.6	18	3	1244.0	1677.0	1981.0
		5	357021.0	58.9	18	1	1538.0	-	-
		6	509592.0	66.6	18	1	1826.0	-	-
		7	32598.0	55.6	18	1	1362.0	-	-
		8	185471.0	62.3	18	1	1277.0	-	-
		9	337471.0	74.0	18	2	1565.0	1329.0	-
		10	489271.0	77.6	18	2	1768.0	1993.0	-
		11	13720.0	97.1	18	3	1470.0	1106.0	1105.0
		12	165707.0	87.2	18	3	1996.0	1230.0	1583.0
		13	317848.0	84.0	18	3	1827.0	1044.0	1682.0
		14	471229.0	75.4	18	2	1505.0	1304.0	-
		15	625411.0	59.6	18	1	1109.0	-	-
		16	147726.0	50.8	18	1	1641.0	-	-
		17	299778.0	84.9	18	3	1068.0	1045.0	1053.0
		18	452221.0	77.6	18	2	1548.0	1572.0	-

Type 5 Radar Waveform_19

Download	19	Type 5	8	1.5000000	12.0000000	5.492000000			
		Burst ID	Burst Offset (us)	Pulse Width (us)	Chirp Width (MHz)	Number of Pulses per Burst	PRI-1 (us)	PRI-2 (us)	PRI-3 (us)
		0	1441554.0	66.4	5	1	1662.0	-	-
		1	306572.0	63.1	5	1	1849.0	-	-
		2	669102.0	76.4	5	2	1945.0	1735.0	-
		3	1033690.0	60.5	5	1	1239.0	-	-
		4	1394681.0	87.0	5	3	1285.0	1058.0	1584.0
		5	261627.0	81.1	5	2	1135.0	1790.0	-
		6	624583.0	76.8	5	2	1987.0	1254.0	-
		7	988734.0	62.2	5	1	1513.0	-	-

Type 5 Radar Waveform_20

Download	20	Type 5	20	0.6000000	12.0000000	5.502000000				
		Burst ID	Burst Offset (us)	Pulse Width (us)	Chirp Width (MHz)	Number of Pulses per Burst	PRI-1 (us)	PRI-2 (us)	PRI-3 (us)	
		0	539880.0	54.5	20	1	1698.0	-	-	
		1	86656.0	60.9	20	1	1899.0	-	-	
		2	230987.0	87.1	20	3	1264.0	1508.0	1003.0	
		3	376161.0	71.0	20	2	1273.0	1596.0	-	
		4	521332.0	71.7	20	2	1390.0	1081.0	-	
		5	68403.0	97.4	20	3	1831.0	1762.0	1654.0	
		6	213053.0	87.5	20	3	1284.0	1299.0	1534.0	
		7	357444.0	98.5	20	3	1787.0	1451.0	1095.0	
		8	503075.0	69.2	20	2	1867.0	1086.0	-	
		9	50812.0	73.4	20	2	1863.0	1311.0	-	
		10	195215.0	92.7	20	3	1652.0	1098.0	1480.0	
		11	340391.0	79.0	20	2	1582.0	1450.0	-	
		12	484346.0	93.8	20	3	1103.0	1131.0	1817.0	
		13	32889.0	93.9	20	3	1204.0	1907.0	1744.0	
		14	177783.0	69.9	20	2	1811.0	1188.0	-	
		15	322238.0	98.5	20	3	1206.0	1163.0	1252.0	
		16	466217.0	84.4	20	3	1091.0	1861.0	1515.0	
		17	15195.0	59.0	20	1	1499.0	-	-	
		18	160391.0	61.6	20	1	1346.0	-	-	
		19	304808.0	71.0	20	2	1764.0	1101.0	-	

Type 5 Radar Waveform_21

Download	21	Type 5	15	0.8000000	12.0000000	5.504000000				
		Burst ID	Burst Offset (us)	Pulse Width (us)	Chirp Width (MHz)	Number of Pulses per Burst	PRI-1 (us)	PRI-2 (us)	PRI-3 (us)	
		0	598757.0	99.4	13	3	1972.0	1788.0	1059.0	
		1	791479.0	89.7	13	3	1559.0	1749.0	1646.0	
		2	189789.0	74.4	13	2	1691.0	1024.0	-	
		3	383351.0	80.8	13	2	1214.0	1097.0	-	
		4	574593.0	97.3	13	3	1859.0	1910.0	1616.0	
		5	767853.0	93.4	13	3	1884.0	1365.0	1576.0	
		6	165939.0	81.1	13	2	1447.0	1423.0	-	
		7	358449.0	96.1	13	3	1502.0	1255.0	1930.0	
		8	550938.0	93.3	13	3	1854.0	1600.0	1809.0	
		9	745867.0	68.4	13	2	1402.0	1532.0	-	
		10	142088.0	71.6	13	2	1080.0	1997.0	-	
		11	334437.0	83.6	13	3	1397.0	1942.0	1947.0	
		12	528378.0	71.8	13	2	1541.0	1941.0	-	
		13	721140.0	96.8	13	3	1191.0	1317.0	1435.0	
		14	118447.0	62.0	13	1	1955.0	-	-	

Type 5 Radar Waveform_22

Download	22	Type 5	18	0.6666667	12.0000000	5.502000000				
		Burst ID	Burst Offset (us)	Pulse Width (us)	Chirp Width (MHz)	Number of Pulses per Burst	PRI-1 (us)	PRI-2 (us)	PRI-3 (us)	
		0	258753.0	94.8	18	3	1705.0	1123.0	1988.0	
		1	420553.0	75.2	18	2	1114.0	1681.0	-	
		2	582899.0	53.0	18	1	1269.0	-	-	
		3	78802.0	55.9	18	1	1936.0	-	-	
		4	238840.0	99.8	18	3	1697.0	1650.0	1857.0	
		5	399263.0	99.8	18	3	1467.0	1752.0	1990.0	
		6	560233.0	85.6	18	3	1943.0	1380.0	1241.0	
		7	58947.0	56.2	18	1	1902.0	-	-	
		8	219152.0	86.2	18	3	1335.0	2000.0	1651.0	
		9	381701.0	58.2	18	1	1376.0	-	-	
		10	542922.0	55.9	18	1	1540.0	-	-	
		11	38889.0	83.9	18	3	1614.0	1946.0	1720.0	
		12	200080.0	72.5	18	2	1674.0	1004.0	-	
		13	360029.0	93.2	18	3	1062.0	1843.0	1775.0	
		14	521475.0	77.9	18	2	1721.0	1823.0	-	
		15	19203.0	76.2	18	2	1496.0	1279.0	-	
		16	180131.0	78.0	18	2	1741.0	1354.0	-	
		17	341077.0	69.4	18	2	1404.0	1673.0	-	

Type 5 Radar Waveform_23

Download	23	Type 5	19	0.6315789	12.0000000	5.502000000				
		Burst ID	Burst Offset (us)	Pulse Width (us)	Chirp Width (MHz)	Number of Pulses per Burst	PRI-1 (us)	PRI-2 (us)	PRI-3 (us)	
		0	476409.0	55.8	18	1	1840.0	-	-	
		1	629378.0	62.9	18	1	1603.0	-	-	
		2	152116.0	64.9	18	1	1913.0	-	-	
		3	303561.0	86.5	18	3	1051.0	1717.0	1766.0	
		4	457727.0	56.2	18	1	1660.0	-	-	
		5	609064.0	73.7	18	2	1319.0	1825.0	-	
		6	133216.0	78.3	18	2	1082.0	1251.0	-	
		7	286357.0	66.2	18	1	1168.0	-	-	
		8	437113.0	91.4	18	3	1116.0	1798.0	1324.0	
		9	591677.0	55.1	18	1	1667.0	-	-	
		10	114535.0	50.7	18	1	1689.0	-	-	
		11	267424.0	51.8	18	1	1403.0	-	-	
		12	420186.0	59.0	18	1	1517.0	-	-	
		13	573165.0	57.2	18	1	1331.0	-	-	
		14	95190.0	97.1	18	3	1743.0	1802.0	1615.0	
		15	247979.0	81.9	18	2	1257.0	1716.0	-	
		16	400171.0	75.2	18	2	1509.0	1879.0	-	
		17	552671.0	73.2	18	2	1934.0	1291.0	-	
		18	76751.0	81.4	18	2	1547.0	1361.0	-	

Type 5 Radar Waveform_24

Download	24	Type 5	19	0.6315789	12.0000000	5.502000000				
		Burst ID	Burst Offset (us)	Pulse Width (us)	Chirp Width (MHz)	Number of Pulses per Burst	PRI-1 (us)	PRI-2 (us)	PRI-3 (us)	
		0	229833.0	53.0	19	1	1235.0	-	-	
		1	382658.0	61.8	19	1	1323.0	-	-	
		2	534461.0	71.2	19	2	1325.0	1238.0	-	
		3	58111.0	63.8	19	1	1373.0	-	-	
		4	209845.0	83.5	19	3	1620.0	1226.0	1846.0	
		5	362190.0	88.2	19	3	1164.0	1998.0	1001.0	
		6	515723.0	72.6	19	2	1148.0	1350.0	-	
		7	39053.0	91.4	19	3	1631.0	1595.0	1855.0	
		8	192095.0	59.5	19	1	1484.0	-	-	
		9	345012.0	58.6	19	1	1303.0	-	-	
		10	497657.0	52.9	19	1	1578.0	-	-	
		11	20457.0	65.4	19	1	1378.0	-	-	
		12	172285.0	92.3	19	3	1719.0	1896.0	1457.0	
		13	324865.0	93.7	19	3	1073.0	1141.0	1636.0	
		14	479256.0	64.1	19	1	1025.0	-	-	
		15	1631.0	66.0	19	1	1260.0	-	-	
		16	153780.0	83.9	19	3	1118.0	1789.0	1300.0	
		17	305818.0	97.2	19	3	1096.0	1728.0	1629.0	
		18	460387.0	58.2	19	1	1069.0	-	-	

Type 5 Radar Waveform_25

Download	25	Type 5	9	1.3333333	12.0000000	5.507000000				
		Burst ID	Burst Offset (us)	Pulse Width (us)	Chirp Width (MHz)	Number of Pulses per Burst	PRI-1 (us)	PRI-2 (us)	PRI-3 (us)	
		0	1294598.0	69.0	7	2	1122.0	1296.0	-	
		1	286364.0	79.3	7	2	1234.0	1684.0	-	
		2	608921.0	77.7	7	2	1920.0	1240.0	-	
		3	930649.0	83.5	7	3	1099.0	1992.0	1326.0	
		4	1255942.0	58.4	7	1	1247.0	-	-	
		5	246475.0	80.4	7	2	1694.0	1999.0	-	
		6	569767.0	55.4	7	1	1795.0	-	-	
		7	890292.0	84.4	7	3	1989.0	1428.0	1980.0	
		8	1212587.0	99.2	7	3	1952.0	1355.0	1839.0	

Type 5 Radar Waveform_26

Download	26	Type 5	11	1.0909091	12.0000000	5.506000000				
		Burst ID	Burst Offset (us)	Pulse Width (us)	Chirp Width (MHz)	Number of Pulses per Burst	PRI-1 (us)	PRI-2 (us)	PRI-3 (us)	
		0	168981.0	98.8	8	3	1699.0	1334.0	1150.0	
		1	432692.0	86.8	8	3	1625.0	1011.0	1181.0	
		2	695333.0	90.6	8	3	1951.0	1923.0	1524.0	
		3	960855.0	67.9	8	2	1462.0	1387.0	-	
		4	136836.0	54.6	8	1	1633.0	-	-	
		5	400226.0	94.9	8	3	1639.0	1077.0	1074.0	
		6	664308.0	74.9	8	2	1564.0	1536.0	-	
		7	929540.0	57.6	8	1	1454.0	-	-	
		8	103956.0	84.6	8	3	1919.0	1700.0	1545.0	
		9	367467.0	99.1	8	3	1718.0	1198.0	1708.0	
		10	631797.0	81.4	8	2	1359.0	1763.0	-	

Type 5 Radar Waveform_27

Download	27	Type 5	20	0.6000000	12.0000000	5.502000000				
		Burst ID	Burst Offset (us)	Pulse Width (us)	Chirp Width (MHz)	Number of Pulses per Burst	PRI-1 (us)	PRI-2 (us)	PRI-3 (us)	
		0	491171.0	98.3	20	3	1143.0	1256.0	1043.0	
		1	39204.0	83.7	20	3	1893.0	1828.0	1132.0	
		2	184003.0	82.4	20	2	1437.0	1933.0	-	
		3	328922.0	68.7	20	2	1281.0	1695.0	-	
		4	474765.0	57.6	20	1	1658.0	-	-	
		5	21435.0	88.5	20	3	1421.0	1278.0	1845.0	
		6	165755.0	89.8	20	3	1544.0	1932.0	1418.0	
		7	312097.0	58.5	20	1	1035.0	-	-	
		8	456967.0	58.2	20	1	1557.0	-	-	
		9	3649.0	94.9	20	3	1539.0	1455.0	1158.0	
		10	148040.0	91.2	20	3	1034.0	1637.0	1968.0	
		11	293875.0	63.2	20	1	1704.0	-	-	
		12	437295.0	84.7	20	3	1060.0	1521.0	1420.0	
		13	583061.0	67.0	20	2	1525.0	1229.0	-	
		14	131017.0	54.2	20	1	1149.0	-	-	
		15	276228.0	52.0	20	1	1213.0	-	-	
		16	420375.0	75.4	20	2	1592.0	1152.0	-	
		17	564887.0	78.3	20	2	1862.0	1243.0	-	
		18	113071.0	62.8	20	1	1445.0	-	-	
		19	256895.0	83.4	20	3	1476.0	1195.0	1891.0	

Type 5 Radar Waveform_28

Download	28	Type 5	13	0.9230769	12.0000000	5.505000000				
		Burst ID	Burst Offset (us)	Pulse Width (us)	Chirp Width (MHz)	Number of Pulses per Burst	PRI-1 (us)	PRI-2 (us)	PRI-3 (us)	
		0	620146.0	78.0	11	2	1657.0	1280.0	-	
		1	844638.0	53.8	11	1	1487.0	-	-	
		2	146299.0	73.4	11	2	1734.0	1409.0	-	
		3	368917.0	92.7	11	3	1100.0	1358.0	1917.0	
		4	592501.0	72.7	11	2	1610.0	1570.0	-	
		5	816046.0	68.0	11	2	1605.0	1078.0	-	
		6	118746.0	85.0	11	3	1014.0	1084.0	1591.0	
		7	342627.0	60.7	11	1	1267.0	-	-	
		8	564586.0	97.4	11	3	1367.0	1352.0	1167.0	
		9	788704.0	68.7	11	2	1125.0	1377.0	-	
		10	91451.0	56.5	11	1	1964.0	-	-	
		11	314335.0	81.4	11	2	1837.0	1635.0	-	
		12	537145.0	84.8	11	3	1259.0	1563.0	1031.0	

Type 5 Radar Waveform_29

Download	29	Type 5	12	1.0000000	12.0000000	5.505000000				
		Burst ID	Burst Offset (us)	Pulse Width (us)	Chirp Width (MHz)	Number of Pulses per Burst	PRI-1 (us)	PRI-2 (us)	PRI-3 (us)	
		0	825707.0	65.8	11	1	1416.0	-	-	
		1	69281.0	59.9	11	1	1852.0	-	-	
		2	310454.0	85.4	11	3	1274.0	1688.0	1804.0	
		3	551862.0	97.0	11	3	1803.0	1272.0	1632.0	
		4	795509.0	59.0	11	1	1875.0	-	-	
		5	39421.0	75.9	11	2	1822.0	1057.0	-	
		6	281380.0	69.9	11	2	1294.0	1137.0	-	
		7	522565.0	90.7	11	3	1411.0	1156.0	1308.0	
		8	763870.0	97.0	11	3	1052.0	1286.0	1911.0	
		9	9627.0	76.1	11	2	1985.0	1523.0	-	
		10	251937.0	54.3	11	1	1009.0	-	-	
		11	493823.0	57.5	11	1	1820.0	-	-	

Radar Type 6 - Radar Statistical Performance			
Trail #	1=Detection 0=No Detection	Trail #	1=Detection 0=No Detection
0	1	15	1
1	1	16	1
2	1	17	1
3	1	18	1
4	1	19	1
5	0	20	1
6	1	21	1
7	1	22	1
8	1	23	1
9	1	24	1
10	1	25	1
11	1	26	1
12	1	27	1
13	1	28	1
14	1	29	1
Detection Percentage (%)		**96.67%**	

Type 6 Radar Waveform_0

Download	0	Type 6	1.0	333.3	9	0.3333	300.0000000	3
		Frequency List (MHz)	0	1	2	3	4	
		0	5355	5329	5421	5339	5705	
		5	5517	5510	5554	5610	5674	
		10	5648	5427	5441	5508	5326	
		15	5687	5415	5668	5451	5669	
		20	5476	5484	5563	5591	5450	
		25	5607	5317	5330	5411	5268	
		30	5637	5513	5552	5622	5545	
		35	5582	5556	5496	5296	5619	
		40	5369	5657	5547	5393	5633	
		45	5540	5331	5631	5444	5379	
		50	5297	5608	5609	5693	5588	
		55	5652	5614	5348	5527	5353	
		60	5449	5278	5261	5711	5708	
		65	5506	5452	5584	5519	5405	
		70	5397	5357	5649	5266	5448	
		75	5542	5333	5424	5257	5696	
		80	5279	5629	5700	5654	5304	
		85	5655	5667	5398	5439	5458	
		90	5616	5382	5719	5651	5375	
		95	5520	5600	5550	5462	5567	

Type 6 Radar Waveform_1

Download	1	Type 6	1.0	333.3	9	0.3333	300.0000000	7
		Frequency List (MHz)	0	1	2	3	4	
		0	5610	5568	5357	5403	5450	
		5	5559	5435	5629	5676	5406	
		10	5579	5691	5703	5347	5300	
		15	5542	5296	5399	5483	5387	
		20	5553	5504	5583	5423	5495	
		25	5266	5436	5555	5445	5310	
		30	5526	5470	5292	5299	5365	
		35	5624	5647	5546	5533	5683	
		40	5265	5485	5633	5630	5469	
		45	5311	5714	5502	5335	5659	
		50	5484	5250	5307	5411	5499	
		55	5327	5302	5640	5724	5324	
		60	5578	5443	5303	5537	5654	
		65	5329	5401	5620	5254	5675	
		70	5635	5366	5297	5518	5276	
		75	5544	5400	5360	5473	5389	
		80	5507	5717	5301	5375	5570	
		85	5337	5631	5534	5706	5509	
		90	5677	5409	5657	5382	5257	
		95	5351	5655	5494	5295	5549	

Type 6 Radar Waveform_2

Download	2	Type 6	1.0	333.3	9	0.3333	300.0000000	3
		Frequency List (MHz)	0	1	2	3	4	
		0	5390	5332	5293	5564	5292	
		5	5601	5457	5704	5364	5613	
		10	5413	5480	5620	5423	5368	
		15	5388	5669	5399	5444	5675	
		20	5395	5719	5445	5672	5396	
		25	5383	5593	5639	5281	5479	
		30	5352	5512	5427	5507	5548	
		35	5563	5288	5263	5699	5447	
		40	5522	5348	5326	5398	5627	
		45	5322	5463	5449	5360	5486	
		50	5301	5612	5443	5515	5256	
		55	5355	5543	5295	5707	5608	
		60	5723	5400	5363	5697	5530	
		65	5350	5656	5561	5567	5478	
		70	5598	5621	5369	5524	5494	
		75	5710	5649	5341	5628	5499	
		80	5456	5402	5676	5667	5570	
		85	5654	5691	5251	5574	5540	
		90	5285	5319	5614	5460	5554	
		95	5518	5258	5428	5597	5590	

Type 6 Radar Waveform_3

Download	3	Type 6	1.0	333.3	9	0.3333	300.0000000	2
		Frequency List (MHz)	0	1	2	3	4	
		0	5645	5571	5704	5250	5512	
		5	5643	5382	5304	5527	5442	
		10	5344	5269	5661	5618	5389	
		15	5379	5699	5502	5489	5392	
		20	5403	5410	5483	5664	5369	
		25	5649	5445	5367	5385	5513	
		30	5394	5401	5384	5722	5700	
		35	5383	5427	5451	5456	5377	
		40	5458	5361	5528	5264	5541	
		45	5721	5705	5405	5521	5441	
		50	5336	5614	5662	5352	5582	
		55	5435	5290	5703	5685	5448	
		60	5362	5644	5298	5668	5707	
		65	5286	5353	5299	5595	5296	
		70	5281	5292	5607	5469	5373	
		75	5470	5669	5687	5589	5322	
		80	5544	5620	5465	5673	5387	
		85	5473	5496	5654	5346	5539	
		90	5514	5313	5695	5291	5399	
		95	5569	5599	5631	5407	5580	

Type 6 Radar Waveform_4

Download	4	Type 6	1.0	333.3	9	0.3333	300.0000000	2
		Frequency List (MHz)	0	1	2	3	4	
		0	5425	5335	5640	5411	5354	
		5	5307	5404	5379	5690	5649	
		10	5653	5533	5702	5338	5410	
		15	5467	5351	5508	5534	5584	
		20	5314	5479	5424	5278	5342	
		25	5537	5394	5570	5489	5547	
		30	5290	5341	5365	5474	5581	
		35	5566	5542	5252	5627	5372	
		40	5297	5611	5677	5306	5718	
		45	5634	5629	5488	5579	5494	
		50	5601	5490	5266	5403	5671	
		55	5258	5709	5416	5639	5638	
		60	5559	5615	5393	5463	5613	
		65	5539	5587	5589	5554	5723	
		70	5631	5603	5632	5364	5472	
		75	5697	5349	5628	5332	5257	
		80	5400	5657	5622	5325	5309	
		85	5528	5670	5582	5376	5435	
		90	5714	5538	5407	5468	5561	
		95	5418	5429	5281	5588	5345	

Type 6 Radar Waveform_5

Download	5	Type 6	1.0	333.3	9	0.3333	300.0000000	0
		Frequency List (MHz)	0	1	2	3	4	
		0	5583	5574	5576	5572	5349	
		5	5329	5454	5378	5381	5584	
		10	5419	5268	5436	5431	5555	
		15	5478	5611	5482	5301	5322	
		20	5645	5365	5270	5315	5328	
		25	5721	5298	5593	5581	5575	
		30	5276	5676	5580	5626	5401	
		35	5608	5633	5523	5305	5286	
		40	5694	5615	5546	5715	5466	
		45	5609	5571	5540	5547	5488	
		50	5366	5442	5285	5556	5653	
		55	5604	5353	5586	5522	5628	
		60	5655	5468	5510	5632	5377	
		65	5672	5667	5338	5524	5265	
		70	5325	5587	5459	5452	5303	
		75	5434	5257	5473	5688	5302	
		80	5376	5277	5677	5255	5372	
		85	5519	5334	5713	5594	5324	
		90	5541	5690	5702	5400	5567	
		95	5331	5357	5529	5256	5716	

Type 6 Radar Waveform_6

Download	6	Type 6	1.0	333.3	9	0.3333	300.0000000	3
		Frequency List (MHz)	0	1	2	3	4	
		0	5363	5338	5512	5258	5416	
		5	5391	5351	5529	5444	5685	
		10	5515	5683	5309	5631	5452	
		15	5643	5605	5714	5527	5493	
		20	5330	5403	5359	5288	5691	
		25	5670	5404	5697	5615	5617	
		30	5640	5633	5320	5400	5696	
		35	5272	5724	5458	5297	5450	
		40	5302	5553	5311	5712	5395	
		45	5589	5654	5598	5600	5278	
		50	5717	5618	5505	5374	5282	
		55	5500	5317	5547	5543	5672	
		60	5557	5651	5318	5300	5336	
		65	5578	5621	5606	5645	5319	
		70	5662	5575	5301	5546	5331	
		75	5475	5446	5362	5686	5270	
		80	5540	5276	5664	5594	5279	
		85	5262	5350	5715	5473	5582	
		90	5436	5284	5406	5261	5423	
		95	5324	5719	5455	5648	5422	

Type 6 Radar Waveform_7

Download	7	Type 6	1.0	333.3	9	0.3333	300.0000000	5
		Frequency List (MHz)	0	1	2	3	4	
		0	5618	5674	5448	5419	5636	
		5	5433	5276	5604	5607	5417	
		10	5349	5472	5350	5351	5473	
		15	5634	5257	5342	5572	5685	
		20	5716	5405	5344	5261	5482	
		25	5522	5423	5649	5281	5626	
		30	5590	5535	5552	5411	5340	
		35	5687	5708	5686	5289	5491	
		40	5454	5709	5324	5569	5262	
		45	5656	5556	5640	5496	5319	
		50	5560	5580	5444	5408	5501	
		55	5258	5431	5305	5483	5545	
		60	5637	5524	5304	5570	5642	
		65	5380	5346	5677	5270	5675	
		70	5622	5277	5505	5300	5595	
		75	5492	5343	5366	5704	5339	
		80	5564	5314	5657	5533	5700	
		85	5542	5583	5427	5355	5256	
		90	5449	5412	5295	5683	5336	
		95	5510	5632	5320	5252	5547	

Type 6 Radar Waveform_8

Download	8	Type 6	1.0	333.3	9	0.3333	300.0000000	5
		Frequency List (MHz)	0	1	2	3	4	
		0	5398	5438	5384	5483	5478	
		5	5572	5298	5679	5295	5624	
		10	5280	5261	5391	5546	5494	
		15	5722	5287	5445	5520	5499	
		20	5724	5474	5285	5440	5709	
		25	5370	5374	5335	5527	5683	
		30	5323	5515	5547	5653	5326	
		35	5714	5453	5528	5386	5600	
		40	5700	5565	5429	5694	5328	
		45	5631	5452	5345	5609	5430	
		50	5372	5495	5607	5649	5403	
		55	5291	5596	5358	5448	5688	
		60	5402	5434	5648	5587	5439	
		65	5560	5470	5602	5519	5581	
		70	5687	5481	5371	5256	5678	
		75	5471	5253	5464	5269	5715	
		80	5635	5324	5618	5393	5399	
		85	5561	5509	5657	5375	5637	
		90	5548	5506	5454	5614	5418	
		95	5707	5278	5616	5693	5583	

Type 6 Radar Waveform_9

Download	9	Type 6	1.0	333.3	9	0.3333	300.0000000	3
		Frequency List (MHz)	0	1	2	3	4	
		0	5556	5677	5320	5644	5698	
		5	5614	5279	5458	5453	5686	
		10	5525	5529	5266	5515	5335	
		15	5414	5451	5565	5691	5257	
		20	5640	5701	5432	5682	5636	
		25	5323	5538	5631	5717	5365	
		30	5404	5504	5393	5478	5437	
		35	5592	5619	5539	5611	5648	
		40	5367	5459	5325	5560	5428	
		45	5675	5662	5317	5723	5671	
		50	5658	5263	5710	5309	5312	
		55	5638	5507	5373	5466	5338	
		60	5532	5368	5386	5513	5328	
		65	5468	5617	5519	5276	5427	
		70	5443	5681	5704	5423	5616	
		75	5360	5303	5305	5395	5503	
		80	5655	5557	5562	5558	5314	
		85	5354	5416	5652	5304	5424	
		90	5447	5457	5392	5620	5697	
		95	5591	5465	5271	5270	5711	

Type 6 Radar Waveform_10

Download	10	Type 6	1.0	333.3	9	0.3333	300.0000000	4
		Frequency List (MHz)	0	1	2	3	4	
		0	5336	5441	5256	5330	5540	
		5	5656	5720	5354	5524	5660	
		10	5520	5411	5570	5364	5536	
		15	5423	5541	5554	5610	5408	
		20	5643	5709	5264	5521	5655	
		25	5650	5266	5260	5276	5504	
		30	5390	5461	5608	5252	5257	
		35	5710	5647	5314	5525	5378	
		40	5353	5683	5699	5322	5392	
		45	5412	5258	5715	5582	5502	
		50	5372	5352	5427	5557	5497	
		55	5326	5344	5595	5503	5477	
		60	5675	5687	5459	5626	5417	
		65	5653	5254	5612	5703	5306	
		70	5644	5583	5382	5585	5480	
		75	5349	5286	5613	5436	5624	
		80	5625	5555	5424	5560	5631	
		85	5308	5546	5381	5483	5527	
		90	5472	5469	5430	5300	5707	
		95	5566	5409	5681	5489	5444	

Type 6 Radar Waveform_11

Download	11	Type 6	1.0	333.3	9	0.3333	300.0000000	5
		Frequency List (MHz)	0	1	2	3	4	
		0	5591	5680	5667	5491	5285	
		5	5698	5645	5429	5687	5392	
		10	5451	5675	5611	5559	5557	
		15	5414	5668	5657	5655	5600	
		20	5651	5400	5513	5628	5412	
		25	5599	5372	5461	5310	5546	
		30	5279	5418	5348	5404	5455	
		35	5395	5326	5443	5467	5439	
		40	5692	5436	5621	5367	5319	
		45	5321	5691	5316	5293	5469	
		50	5378	5548	5538	5250	5501	
		55	5685	5695	5446	5523	5693	
		60	5724	5422	5507	5610	5405	
		65	5352	5366	5592	5561	5438	
		70	5411	5684	5311	5309	5396	
		75	5341	5457	5503	5492	5267	
		80	5424	5626	5313	5688	5552	
		85	5716	5463	5473	5271	5641	
		90	5437	5300	5670	5634	5533	
		95	5712	5589	5426	5255	5665	

Type 6 Radar Waveform_12

Download	12	Type 6	1.0	333.3	9	0.3333	300.0000000	2
		Frequency List (MHz)	0	1	2	3	4	
		0	5371	5444	5603	5652	5602	
		5	5362	5667	5504	5375	5599	
		10	5285	5464	5279	5578	5502	
		15	5320	5317	5659	5566	5621	
		20	5601	5678	5451	5575	5565	
		25	5722	5588	5643	5466	5653	
		30	5275	5437	5417	5714	5620	
		35	5353	5531	5519	5559	5607	
		40	5316	5250	5372	5299	5277	
		45	5346	5259	5254	5724	5336	
		50	5627	5548	5348	5398	5649	
		55	5636	5342	5664	5378	5358	
		60	5339	5436	5448	5650	5315	
		65	5628	5296	5330	5689	5297	
		70	5409	5720	5535	5300	5426	
		75	5623	5538	5723	5579	5261	
		80	5473	5477	5373	5549	5366	
		85	5412	5331	5488	5490	5324	
		90	5539	5271	5374	5687	5443	
		95	5310	5382	5305	5580	5486	

Type 6 Radar Waveform_13

Download	13	Type 6	1.0	333.3	9	0.3333	300.0000000	5
		Frequency List (MHz)	0	1	2	3	4	
		0	5626	5683	5539	5338	5347	
		5	5404	5592	5579	5538	5428	
		10	5691	5253	5693	5474	5599	
		15	5590	5350	5388	5648	5509	
		20	5570	5635	5659	5594	5574	
		25	5566	5303	5669	5281	5252	
		30	5629	5332	5681	5330	5576	
		35	5508	5607	5298	5364	5467	
		40	5602	5497	5372	5410	5557	
		45	5352	5382	5335	5302	5621	
		50	5605	5425	5387	5716	5371	
		55	5292	5489	5603	5351	5636	
		60	5507	5523	5409	5646	5359	
		65	5394	5376	5264	5567	5600	
		70	5492	5450	5283	5412	5569	
		75	5511	5259	5268	5326	5356	
		80	5254	5641	5436	5449	5631	
		85	5366	5294	5453	5442	5321	
		90	5688	5545	5256	5460	5365	
		95	5255	5280	5662	5684	5448	

Type 6 Radar Waveform_14

Download	14	Type 6	1.0	333.3	9	0.3333	300.0000000	5
		Frequency List (MHz)	0	1	2	3	4	
		0	5309	5447	5475	5499	5664	
		5	5446	5614	5654	5604	5635	
		10	5622	5517	5259	5669	5620	
		15	5678	5477	5394	5693	5701	
		20	5578	5326	5600	5683	5547	
		25	5357	5252	5506	5298	5315	
		30	5294	5518	5289	5421	5579	
		35	5293	5715	5696	5403	5548	
		40	5278	5306	5307	5435	5515	
		45	5407	5486	5710	5465	5393	
		50	5355	5411	5384	5601	5438	
		55	5330	5572	5677	5557	5541	
		60	5455	5606	5636	5688	5354	
		65	5575	5660	5340	5577	5603	
		70	5338	5492	5295	5522	5269	
		75	5512	5418	5487	5267	5388	
		80	5608	5510	5708	5351	5571	
		85	5257	5645	5493	5569	5508	
		90	5551	5717	5613	5430	5574	
		95	5420	5714	5653	5641	5311	

Type 6 Radar Waveform_15

Download	15	Type 6	1.0	333.3	9	0.3333	300.0000000	3
		Frequency List (MHz)	0	1	2	3	4	
		0	5564	5686	5411	5660	5409	
		5	5488	5539	5632	5292	5367	
		10	5456	5403	5300	5641	5669	
		15	5604	5497	5263	5418	5586	
		20	5395	5541	5675	5520	5720	
		25	5579	5709	5499	5349	5336	
		30	5407	5721	5636	5256	5588	
		35	5282	5312	5674	5701	5667	
		40	5620	5390	5373	5280	5404	
		45	5318	5690	5548	5354	5408	
		50	5298	5260	5302	5489	5419	
		55	5558	5511	5652	5480	5668	
		60	5378	5299	5486	5286	5400	
		65	5637	5639	5645	5287	5476	
		70	5691	5352	5515	5267	5366	
		75	5614	5288	5385	5494	5291	
		80	5397	5562	5443	5546	5647	
		85	5510	5317	5362	5447	5342	
		90	5706	5344	5654	5398	5442	
		95	5591	5475	5320	5551	5523	

Type 6 Radar Waveform_16

Download	16	Type 6	1.0	333.3	9	0.3333	300.0000000	7
		Frequency List (MHz)	0	1	2	3	4	
		0	5344	5450	5347	5724	5251	
		5	5627	5561	5707	5455	5671	
		10	5387	5667	5341	5487	5662	
		15	5282	5256	5600	5686	5497	
		20	5579	5289	5493	5511	5528	
		25	5340	5603	5383	5378	5393	
		30	5678	5279	5505	5311	5421	
		35	5403	5470	5379	5459	5473	
		40	5520	5401	5722	5670	5631	
		45	5412	5461	5563	5611	5478	
		50	5540	5605	5693	5405	5578	
		55	5465	5446	5471	5451	5322	
		60	5543	5714	5409	5329	5601	
		65	5683	5380	5557	5288	5338	
		70	5518	5494	5342	5583	5531	
		75	5441	5269	5637	5604	5547	
		80	5440	5363	5647	5352	5280	
		85	5457	5355	5498	5526	5509	
		90	5660	5688	5551	5608	5530	
		95	5304	5449	5502	5517	5425	

Type 6 Radar Waveform_17

Download	17	Type 6	1.0	333.3	9	0.3333	300.0000000	2
		Frequency List (MHz)	0	1	2	3	4	
		0	5599	5689	5283	5410	5471	
		5	5669	5486	5307	5618	5403	
		10	5318	5456	5479	5682	5683	
		15	5370	5383	5703	5256	5424	
		20	5505	5630	5520	5281	5466	
		25	5399	5380	5543	5707	5417	
		30	5517	5282	5635	5494	5657	
		35	5606	5560	5363	5629	5592	
		40	5395	5653	5627	5285	5398	
		45	5651	5650	5714	5470	5514	
		50	5450	5487	5654	5591	5694	
		55	5516	5349	5291	5419	5539	
		60	5290	5422	5451	5708	5286	
		65	5546	5710	5275	5632	5614	
		70	5687	5449	5557	5457	5324	
		75	5343	5570	5552	5584	5250	
		80	5414	5617	5328	5310	5437	
		85	5558	5550	5340	5649	5698	
		90	5452	5266	5724	5674	5666	
		95	5625	5540	5660	5585	5288	

Type 6 Radar Waveform_18

Download	18	Type 6	1.0	333.3	9	0.3333	300.0000000	4
		Frequency List (MHz)	0	1	2	3	4	
		0	5282	5453	5694	5571	5313	
		5	5711	5508	5382	5684	5610	
		10	5627	5720	5520	5402	5704	
		15	5458	5413	5331	5301	5616	
		20	5513	5321	5461	5370	5439	
		25	5287	5707	5271	5336	5451	
		30	5559	5268	5592	5709	5431	
		35	5329	5699	5585	5634	5307	
		40	5506	5261	5565	5428	5492	
		45	5483	5630	5322	5567	5715	
		50	5266	5355	5642	5308	5339	
		55	5671	5479	5373	5254	5487	
		60	5393	5580	5398	5706	5378	
		65	5536	5696	5625	5581	5553	
		70	5422	5719	5360	5529	5310	
		75	5621	5667	5294	5424	5296	
		80	5252	5569	5584	5317	5337	
		85	5278	5608	5303	5366	5663	
		90	5503	5514	5544	5364	5672	
		95	5659	5264	5640	5369	5342	

Type 6 Radar Waveform_19

Download	19	Type 6	1.0	333.3	9	0.3333	300.0000000	3
		Frequency List (MHz)	0	1	2	3	4	
		0	5537	5692	5630	5257	5533	
		5	5375	5433	5457	5372	5439	
		10	5558	5509	5561	5597	5250	
		15	5449	5540	5337	5724	5333	
		20	5424	5390	5499	5362	5412	
		25	5553	5656	5474	5485	5601	
		30	5632	5549	5583	5624	5266	
		35	5298	5430	5460	5517	5548	
		40	5344	5503	5668	5489	5610	
		45	5405	5523	5602	5617	5531	
		50	5693	5397	5615	5667	5327	
		55	5444	5306	5267	5709	5563	
		60	5651	5307	5459	5264	5448	
		65	5530	5589	5254	5611	5638	
		70	5698	5393	5721	5516	5270	
		75	5488	5416	5687	5346	5265	
		80	5365	5481	5334	5473	5453	
		85	5450	5363	5461	5287	5529	
		90	5678	5304	5281	5695	5353	
		95	5715	5342	5351	5641	5349	

Type 6 Radar Waveform_20

Download	20	Type 6	1.0	333.3	9	0.3333	300.0000000	4
		Frequency List (MHz)	0	1	2	3	4	
		0	5317	5456	5566	5418	5375	
		5	5417	5455	5532	5535	5646	
		10	5489	5395	5602	5695	5271	
		15	5537	5667	5440	5294	5525	
		20	5432	5556	5451	5385	5441	
		25	5508	5677	5641	5519	5265	
		30	5521	5506	5567	5357	5444	
		35	5405	5389	5323	5710	5431	
		40	5387	5427	5433	5486	5719	
		45	5590	5488	5547	5576	5392	
		50	5493	5707	5269	5583	5363	
		55	5462	5283	5659	5634	5600	
		60	5713	5266	5253	5693	5614	
		65	5285	5685	5649	5479	5625	
		70	5464	5406	5344	5295	5379	
		75	5724	5268	5721	5447	5439	
		80	5668	5598	5621	5645	5596	
		85	5331	5356	5326	5653	5496	
		90	5411	5562	5694	5306	5630	
		95	5564	5318	5298	5275	5337	

Type 6 Radar Waveform_21

Download	21	Type 6	1.0	333.3	9	0.3333	300.0000000	4
		Frequency List (MHz)	0	1	2	3	4	
		0	5572	5695	5502	5579	5595	
		5	5459	5380	5607	5698	5378	
		10	5323	5659	5643	5415	5292	
		15	5625	5319	5543	5339	5717	
		20	5440	5381	5443	5358	5707	
		25	5457	5308	5270	5553	5307	
		30	5507	5463	5509	5642	5544	
		35	5480	5594	5388	5345	5701	
		40	5379	5673	5483	5648	5473	
		45	5571	5508	5629	5279	5272	
		50	5408	5320	5672	5661	5406	
		55	5471	5613	5349	5419	5684	
		60	5395	5418	5638	5446	5683	
		65	5631	5472	5428	5564	5296	
		70	5676	5622	5464	5365	5592	
		75	5600	5709	5559	5487	5649	
		80	5375	5485	5402	5334	5328	
		85	5259	5706	5386	5273	5364	
		90	5462	5285	5287	5312	5664	
		95	5427	5315	5330	5511	5678	

Type 6 Radar Waveform_22

Download	22	Type 6	1.0	333.3	9	0.3333	300.0000000	4
		Frequency List (MHz)	0	1	2	3	4	
		0	5352	5556	5438	5265	5437	
		5	5501	5402	5682	5289	5254	
		10	5448	5684	5610	5313	5713	
		15	5446	5646	5384	5434	5351	
		20	5316	5322	5532	5331	5595	
		25	5309	5511	5374	5587	5349	
		30	5396	5420	5522	5283	5462	
		35	5586	5571	5390	5541	5356	
		40	5637	5690	5317	5341	5480	
		45	5577	5453	5654	5566	5544	
		50	5623	5584	5371	5286	5484	
		55	5253	5659	5567	5539	5616	
		60	5655	5524	5583	5278	5509	
		65	5674	5673	5377	5600	5506	
		70	5568	5425	5536	5441	5576	
		75	5365	5581	5679	5630	5252	
		80	5627	5498	5658	5722	5325	
		85	5680	5259	5548	5465	5329	
		90	5416	5483	5452	5318	5601	
		95	5706	5429	5385	5409	5560	

Type 6 Radar Waveform_23

Download	23	Type 6	1.0	333.3	9	0.3333	300.0000000	1
		Frequency List (MHz)	0	1	2	3	4	
		0	5510	5320	5374	5329	5657	
		5	5640	5327	5282	5452	5414	
		10	5563	5712	5250	5330	5334	
		15	5704	5476	5274	5332	5626	
		20	5359	5482	5360	5524	5304	
		25	5386	5258	5714	5575	5621	
		30	5488	5285	5377	5262	5435	
		35	5660	5662	5283	5316	5270	
		40	5298	5255	5581	5477	5409	
		45	5433	5624	5260	5431	5499	
		50	5422	5375	5685	5672	5372	
		55	5521	5254	5529	5653	5273	
		60	5625	5682	5335	5620	5399	
		65	5326	5636	5338	5363	5703	
		70	5705	5434	5290	5552	5324	
		75	5550	5676	5708	5307	5608	
		80	5439	5565	5407	5700	5400	
		85	5637	5487	5467	5707	5303	
		90	5617	5635	5588	5548	5446	
		95	5343	5539	5288	5580	5632	

Type 6 Radar Waveform_24

Download	24	Type 6	1.0	333.3	9	0.3333	300.0000000	6
		Frequency List (MHz)	0	1	2	3	4	
		0	5290	5559	5310	5490	5499	
		5	5682	5349	5357	5615	5621	
		10	5494	5501	5291	5525	5355	
		15	5317	5603	5280	5377	5440	
		20	5367	5551	5301	5613	5277	
		25	5274	5585	5442	5679	5655	
		30	5530	5271	5334	5380	5684	
		35	5480	5389	5375	5554	5469	
		40	5659	5315	5381	5668	5346	
		45	5571	5338	5413	5345	5313	
		50	5696	5461	5473	5464	5508	
		55	5519	5560	5475	5347	5254	
		60	5500	5307	5438	5570	5514	
		65	5258	5566	5697	5275	5575	
		70	5548	5255	5506	5302	5420	
		75	5455	5614	5528	5283	5422	
		80	5344	5689	5718	5695	5470	
		85	5595	5540	5329	5372	5637	
		90	5421	5427	5572	5373	5657	
		95	5463	5398	5467	5391	5400	

Type 6 Radar Waveform_25

Download	25	Type 6	1.0	333.3	9	0.3333	300.0000000	4
		Frequency List (MHz)	0	1	2	3	4	
		0	5545	5323	5721	5651	5719	
		5	5724	5371	5432	5303	5450	
		10	5425	5387	5429	5623	5376	
		15	5405	5255	5383	5422	5632	
		20	5278	5717	5605	5250	5637	
		25	5437	5645	5308	5689	5572	
		30	5635	5291	5595	5361	5678	
		35	5528	5466	5350	5622	5670	
		40	5629	5561	5509	5489	5568	
		45	5393	5428	5643	5269	5583	
		50	5524	5650	5331	5463	5273	
		55	5537	5451	5471	5339	5603	
		60	5515	5346	5559	5512	5423	
		65	5699	5611	5380	5525	5687	
		70	5374	5406	5458	5366	5504	
		75	5391	5467	5390	5336	5256	
		80	5476	5418	5533	5694	5412	
		85	5540	5268	5469	5505	5472	
		90	5253	5321	5433	5606	5480	
		95	5453	5675	5400	5494	5598	

Type 6 Radar Waveform_26

Download	26	Type 6	1.0	333.3	9	0.3333	300.0000000	7
		Frequency List (MHz)	0	1	2	3	4	
		0	5325	5562	5657	5337	5561	
		5	5291	5296	5507	5466	5259	
		10	5651	5470	5343	5397	5493	
		15	5382	5486	5467	5349	5286	
		20	5311	5280	5694	5698	5428	
		25	5386	5276	5412	5723	5711	
		30	5524	5335	5610	5498	5570	
		35	5557	5621	5584	5565	5644	
		40	5447	5254	5574	5373	5511	
		45	5701	5322	5505	5338	5575	
		50	5264	5629	5310	5364	5383	
		55	5252	5270	5442	5468	5293	
		60	5460	5653	5385	5555	5721	
		65	5648	5550	5590	5320	5490	
		70	5543	5489	5558	5690	5480	
		75	5676	5360	5587	5533	5588	
		80	5366	5257	5582	5596	5691	
		85	5607	5443	5585	5395	5564	
		90	5426	5501	5519	5637	5439	
		95	5612	5303	5497	5508	5435	

Type 6 Radar Waveform_27

Download	27	Type 6	1.0	333.3	9	0.3333	300.0000000	6
		Frequency List (MHz)	0	1	2	3	4	
		0	5483	5326	5593	5498	5306	
		5	5430	5318	5582	5532	5389	
		10	5665	5440	5511	5538	5418	
		15	5581	5509	5589	5415	5541	
		20	5294	5477	5696	5686	5671	
		25	5316	5713	5479	5516	5282	
		30	5278	5510	5680	5550	5287	
		35	5709	5648	5514	5404	5252	
		40	5385	5494	5562	5503	5256	
		45	5594	5662	5375	5260	5381	
		50	5626	5353	5355	5254	5552	
		55	5337	5442	5564	5597	5458	
		60	5502	5485	5308	5501	5447	
		65	5586	5422	5687	5293	5615	
		70	5475	5561	5539	5359	5635	
		75	5707	5676	5632	5365	5379	
		80	5513	5649	5281	5688	5327	
		85	5346	5427	5358	5338	5274	
		90	5339	5445	5577	5397	5412	
		95	5611	5563	5471	5261	5700	

Type 6 Radar Waveform_28

Download	28	Type 6	1.0	333.3	9	0.3333	300.0000000	3
		Frequency List (MHz)	0	1	2	3	4	
		0	5263	5565	5529	5659	5623	
		5	5472	5718	5657	5695	5596	
		10	5704	5552	5258	5439	5572	
		15	5539	5692	5460	5680	5546	
		20	5637	5300	5644	5582	5662	
		25	5682	5717	5316	5320	5399	
		30	5668	5536	5516	5373	5264	
		35	5310	5703	5509	5432	5323	
		40	5259	5559	5335	5711	5677	
		45	5720	5428	5525	5257	5690	
		50	5442	5653	5576	5265	5291	
		55	5632	5383	5287	5251	5447	
		60	5414	5609	5270	5622	5482	
		65	5571	5309	5461	5661	5388	
		70	5594	5676	5352	5722	5613	
		75	5617	5489	5294	5338	5344	
		80	5588	5522	5346	5366	5418	
		85	5473	5681	5431	5537	5492	
		90	5451	5611	5279	5521	5628	
		95	5618	5500	5369	5328	5339	

Type 6 Radar Waveform_29

Download	29	Type 6	1.0	333.3	9	0.3333	300.0000000	4
		Frequency List (MHz)	0	1	2	3	4	
		0	5518	5329	5465	5345	5368	
		5	5514	5265	5257	5383	5425	
		10	5430	5493	5593	5356	5460	
		15	5660	5666	5698	5505	5450	
		20	5688	5712	5675	5292	5617	
		25	5470	5410	5346	5350	5362	
		30	5385	5594	5408	5336	5415	
		35	5355	5581	5478	5423	5557	
		40	5515	5261	5402	5653	5264	
		45	5691	5285	5303	5481	5412	
		50	5511	5391	5253	5628	5476	
		55	5520	5453	5720	5347	5580	
		60	5258	5380	5313	5392	5721	
		65	5532	5490	5471	5495	5561	
		70	5464	5374	5381	5447	5664	
		75	5615	5311	5553	5548	5375	
		80	5390	5297	5599	5550	5502	
		85	5407	5585	5717	5724	5683	
		90	5568	5646	5482	5295	5357	
		95	5657	5554	5539	5533	5645	

Test Site	SIP-TR1	Test Engineer	Alan Yu
Test Date	2025-04-14	Test Mode	Mode 1
Test Item	Radar Statistical Performance Check (802.11be-EHT40 – 5510MHz)		

Radar Type 1-4 - Radar Statistical Performance								
Trial	Radar Type 1		Radar Type 2		Radar Type 3		Radar Type 4	
	Frequency (MHz)	1=detect 0=no detect	Frequency (MHz)	1=detect 0=no detect	Frequency (MHz)	1=detect 0=no detect	Frequency (MHz)	1=detect 0=no detect
0	5530	0	5507	1	5498	1	5521	1
1	5512	1	5520	0	5490	0	5510	1
2	5497	1	5523	1	5499	1	5509	1
3	5512	1	5521	1	5530	0	5517	1
4	5496	1	5501	0	5513	1	5516	1
5	5510	1	5512	0	5526	1	5515	1
6	5511	1	5490	0	5510	1	5493	1
7	5494	1	5512	1	5496	1	5513	1
8	5517	1	5510	1	5495	1	5530	0
9	5521	1	5499	1	5508	0	5512	1
10	5514	1	5530	0	5514	1	5490	0
11	5521	1	5504	1	5524	1	5506	1
12	5491	1	5510	1	5520	0	5504	1
13	5513	1	5494	1	5512	1	5508	1
14	5519	1	5518	1	5519	0	5510	1
15	5508	1	5499	0	5506	1	5491	1
16	5518	1	5508	1	5492	1	5504	1
17	5491	1	5520	0	5526	1	5523	1
18	5498	1	5514	0	5501	1	5516	1
19	5500	1	5516	1	5492	0	5500	1
20	5523	1	5505	1	5507	1	5511	1
21	5490	0	5517	0	5505	1	5510	1
22	5504	1	5519	0	5511	1	5509	1
23	5500	1	5524	1	5490	0	5498	1
24	5493	1	5510	1	5508	1	5493	1
25	5498	1	5495	0	5506	1	5519	1
26	5517	1	5521	1	5527	1	5526	1
27	5525	1	5498	1	5509	1	5499	1

Trial	Radar Type 1		Radar Type 2		Radar Type 3		Radar Type 4	
	Frequency (MHz)	1=detect 0=no detect	Frequency (MHz)	1=detect 0=no detect	Frequency (MHz)	1=detect 0=no detect	Frequency (MHz)	1=detect 0=no detect
28	5504	1	5518	0	5499	1	5522	1
29	5499	1	5516	1	5522	1	5523	1
Probability:	93.33%		60.00%		76.67%		93.33%	
Aggregate:	**80.83% (>80%)**							

Radar Type 1 - Radar Waveform

	Trial Id	Radar Type	Pulse Width (us)	PRI (us)	Number of Pulses	Waveform Length (us)
Download	0	Type 1	1.0	658.0	81	53298.0
Download	1	Type 1	1.0	798.0	67	53466.0
Download	2	Type 1	1.0	778.0	68	52904.0
Download	3	Type 1	1.0	818.0	65	53170.0
Download	4	Type 1	1.0	3066.0	18	55188.0
Download	5	Type 1	1.0	838.0	63	52794.0
Download	6	Type 1	1.0	938.0	57	53466.0
Download	7	Type 1	1.0	698.0	76	53048.0
Download	8	Type 1	1.0	518.0	102	52836.0
Download	9	Type 1	1.0	618.0	86	53148.0
Download	10	Type 1	1.0	538.0	99	53262.0
Download	11	Type 1	1.0	578.0	92	53176.0
Download	12	Type 1	1.0	558.0	95	53010.0
Download	13	Type 1	1.0	918.0	58	53244.0
Download	14	Type 1	1.0	678.0	78	52884.0
Download	15	Type 1	1.0	708.0	75	53100.0
Download	16	Type 1	1.0	2147.0	25	53675.0
Download	17	Type 1	1.0	2420.0	22	53240.0
Download	18	Type 1	1.0	914.0	58	53012.0
Download	19	Type 1	1.0	1182.0	45	53190.0
Download	20	Type 1	1.0	618.0	86	53148.0
Download	21	Type 1	1.0	1404.0	38	53352.0
Download	22	Type 1	1.0	2305.0	23	53015.0
Download	23	Type 1	1.0	1299.0	41	53259.0
Download	24	Type 1	1.0	1602.0	33	52866.0
Download	25	Type 1	1.0	659.0	81	53379.0
Download	26	Type 1	1.0	520.0	102	53040.0
Download	27	Type 1	1.0	667.0	80	53360.0
Download	28	Type 1	1.0	1807.0	30	54210.0
Download	29	Type 1	1.0	2712.0	20	54240.0

Radar Type 2 - Radar Waveform

	Trial Id	Radar Type	Pulse Width (us)	PRI (us)	Number of Pulses	Waveform Length (us)
Download	0	Type 2	3.3	186.0	27	5022.0
Download	1	Type 2	3.9	167.0	28	4676.0
Download	2	Type 2	1.2	199.0	23	4577.0
Download	3	Type 2	1.5	205.0	24	4920.0
Download	4	Type 2	4.8	190.0	29	5510.0
Download	5	Type 2	4.3	203.0	28	5684.0
Download	6	Type 2	2.6	222.0	25	5550.0
Download	7	Type 2	2.0	221.0	24	5304.0
Download	8	Type 2	4.7	218.0	29	6322.0
Download	9	Type 2	1.6	228.0	24	5472.0
Download	10	Type 2	2.3	155.0	25	3875.0
Download	11	Type 2	3.2	197.0	26	5122.0
Download	12	Type 2	4.1	226.0	28	6328.0
Download	13	Type 2	3.6	164.0	27	4428.0
Download	14	Type 2	1.4	185.0	23	4255.0
Download	15	Type 2	5.0	172.0	29	4988.0
Download	16	Type 2	4.6	209.0	29	6061.0
Download	17	Type 2	4.3	166.0	28	4648.0
Download	18	Type 2	4.6	225.0	29	6525.0
Download	19	Type 2	2.6	154.0	25	3850.0
Download	20	Type 2	1.5	210.0	23	4830.0
Download	21	Type 2	4.2	175.0	28	4900.0
Download	22	Type 2	5.0	196.0	29	5684.0
Download	23	Type 2	1.8	227.0	24	5448.0
Download	24	Type 2	5.0	230.0	29	6670.0
Download	25	Type 2	4.1	208.0	28	5824.0
Download	26	Type 2	1.4	151.0	23	3473.0
Download	27	Type 2	3.5	152.0	27	4104.0
Download	28	Type 2	3.8	158.0	27	4266.0
Download	29	Type 2	1.7	156.0	24	3744.0

Radar Type 3 - Radar Waveform

	Trial Id	Radar Type	Pulse Width (us)	PRI (us)	Number of Pulses	Waveform Length (us)
Download	0	Type 3	8.3	321.0	17	5457.0
Download	1	Type 3	8.9	369.0	18	6642.0
Download	2	Type 3	6.2	200.0	16	3200.0
Download	3	Type 3	6.5	338.0	16	5408.0
Download	4	Type 3	9.8	443.0	18	7974.0
Download	5	Type 3	9.3	216.0	18	3888.0
Download	6	Type 3	7.6	499.0	17	8483.0
Download	7	Type 3	7.0	302.0	16	4832.0
Download	8	Type 3	9.7	496.0	18	8928.0
Download	9	Type 3	6.6	417.0	16	6672.0
Download	10	Type 3	7.3	208.0	17	3536.0
Download	11	Type 3	8.2	323.0	17	5491.0
Download	12	Type 3	9.1	360.0	18	6480.0
Download	13	Type 3	8.6	315.0	17	5355.0
Download	14	Type 3	6.4	405.0	16	6480.0
Download	15	Type 3	10.0	251.0	18	4518.0
Download	16	Type 3	9.6	449.0	18	8082.0
Download	17	Type 3	9.3	324.0	18	5832.0
Download	18	Type 3	9.6	312.0	18	5616.0
Download	19	Type 3	7.6	203.0	17	3451.0
Download	20	Type 3	6.5	340.0	16	5440.0
Download	21	Type 3	9.2	270.0	18	4860.0
Download	22	Type 3	10.0	420.0	18	7560.0
Download	23	Type 3	6.8	271.0	16	4336.0
Download	24	Type 3	10.0	370.0	18	6660.0
Download	25	Type 3	9.1	284.0	18	5112.0
Download	26	Type 3	6.4	412.0	16	6592.0
Download	27	Type 3	8.5	326.0	17	5542.0
Download	28	Type 3	8.8	429.0	18	7722.0
Download	29	Type 3	6.7	239.0	16	3824.0

Radar Type 4 - Radar Waveform

	Trial Id	Radar Type	Pulse Width (us)	PRI (us)	Number of Pulses	Waveform Length (us)
Download	0	Type 4	16.2	321.0	14	4494.0
Download	1	Type 4	17.5	369.0	15	5535.0
Download	2	Type 4	11.6	200.0	12	2400.0
Download	3	Type 4	12.3	338.0	12	4056.0
Download	4	Type 4	19.5	443.0	16	7088.0
Download	5	Type 4	18.3	216.0	16	3456.0
Download	6	Type 4	14.7	499.0	14	6986.0
Download	7	Type 4	13.3	302.0	13	3926.0
Download	8	Type 4	19.3	496.0	16	7936.0
Download	9	Type 4	12.3	417.0	12	5004.0
Download	10	Type 4	14.0	208.0	13	2704.0
Download	11	Type 4	16.0	323.0	14	4522.0
Download	12	Type 4	17.9	360.0	15	5400.0
Download	13	Type 4	16.9	315.0	15	4725.0
Download	14	Type 4	11.9	405.0	12	4860.0
Download	15	Type 4	20.0	251.0	16	4016.0
Download	16	Type 4	19.0	449.0	16	7184.0
Download	17	Type 4	18.5	324.0	16	5184.0
Download	18	Type 4	19.1	312.0	16	4992.0
Download	19	Type 4	14.5	203.0	13	2639.0
Download	20	Type 4	12.1	340.0	12	4080.0
Download	21	Type 4	18.2	270.0	15	4050.0
Download	22	Type 4	20.0	420.0	16	6720.0
Download	23	Type 4	12.8	271.0	13	3523.0
Download	24	Type 4	20.0	370.0	16	5920.0
Download	25	Type 4	18.0	284.0	15	4260.0
Download	26	Type 4	11.9	412.0	12	4944.0
Download	27	Type 4	16.5	326.0	15	4890.0
Download	28	Type 4	17.4	429.0	15	6435.0
Download	29	Type 4	12.6	239.0	12	2868.0

Radar Type 5 - Radar Statistical Performance					
Trail #	Test Freq. (MHz)	1=Detection 0=No Detection	Trail #	Test Freq. (MHz)	1=Detection 0=No Detection
0	5510	1	15	5499	1
1	5510	1	16	5499	1
2	5510	1	17	5498	1
3	5510	1	18	5499	1
4	5510	1	19	5495	1
5	5510	1	20	5526	1
6	5510	1	21	5522	1
7	5510	1	22	5521	1
8	5510	1	23	5526	1
9	5510	1	24	5521	1
10	5495	1	25	5522	1
11	5496	1	26	5527	1
12	5498	1	27	5523	1
13	5497	1	28	5523	1
14	5493	1	29	5526	1
Detection Percentage (%)			**100.00%**		

Type 5 Radar Waveform_0

Download	0	Type 5	15	0.8000000	12.0000000	5.510000000			
		Burst ID	Burst Offset (us)	Pulse Width (us)	Chirp Width (MHz)	Number of Pulses per Burst	PRI-1 (us)	PRI-2 (us)	PRI-3 (us)
		0	651537.0	78.8	14	2	1897.0	1857.0	-
		1	48337.0	86.1	14	3	1862.0	1976.0	1061.0
		2	242214.0	53.3	14	1	1470.0	-	-
		3	435731.0	57.2	14	1	1747.0	-	-
		4	627443.0	96.9	14	3	1828.0	1002.0	1314.0
		5	24584.0	90.4	14	3	1855.0	1842.0	1185.0
		6	217952.0	70.4	14	2	1142.0	1815.0	-
		7	411842.0	62.8	14	1	1827.0	-	-
		8	602753.0	95.9	14	3	1517.0	1977.0	1856.0
		9	834.0	57.3	14	1	1650.0	-	-
		10	194205.0	66.8	14	2	1372.0	1319.0	-
		11	387356.0	78.0	14	2	1252.0	1895.0	-
		12	579368.0	88.5	14	3	1916.0	1398.0	1549.0
		13	774013.0	82.9	14	2	1299.0	1712.0	-
		14	170693.0	55.0	14	1	1256.0	-	-

Type 5 Radar Waveform_1

Download	1	Type 5	17	0.7058824	12.0000000	5.510000000			
		Burst ID	Burst Offset (us)	Pulse Width (us)	Chirp Width (MHz)	Number of Pulses per Burst	PRI-1 (us)	PRI-2 (us)	PRI-3 (us)
		0	320493.0	99.9	16	3	1010.0	1226.0	1170.0
		1	489725.0	94.4	16	3	1863.0	1929.0	1246.0
		2	660082.0	91.5	16	3	1969.0	1109.0	1557.0
		3	128984.0	94.7	16	3	1215.0	1703.0	1307.0
		4	299689.0	69.7	16	2	1043.0	1936.0	-
		5	471217.0	56.5	16	1	1407.0	-	-
		6	639783.0	90.0	16	3	1265.0	1333.0	1323.0
		7	107971.0	100.0	16	3	1050.0	1851.0	1656.0
		8	279337.0	60.1	16	1	1347.0	-	-
		9	448071.0	99.7	16	3	1647.0	1809.0	1238.0
		10	617942.0	89.0	16	3	1831.0	1858.0	1220.0
		11	87422.0	55.4	16	1	1313.0	-	-
		12	257468.0	80.7	16	2	1665.0	1923.0	-
		13	427048.0	85.3	16	3	1701.0	1369.0	1748.0
		14	599578.0	59.0	16	1	1882.0	-	-
		15	66340.0	65.9	16	1	1672.0	-	-
		16	236010.0	89.0	16	3	1324.0	1822.0	1860.0

Type 5 Radar Waveform_2

Download	2	Type 5	8	1.5000000	12.0000000	5.510000000			
		Burst ID	Burst Offset (us)	Pulse Width (us)	Chirp Width (MHz)	Number of Pulses per Burst	PRI-1 (us)	PRI-2 (us)	PRI-3 (us)
		0	868084.0	64.9	6	1	1408.0	-	-
		1	1231531.0	62.1	6	1	1420.0	-	-
		2	96389.0	57.2	6	1	1641.0	-	-
		3	459519.0	68.1	6	2	1200.0	1318.0	-
		4	822431.0	80.7	6	2	1276.0	1741.0	-
		5	1186578.0	55.1	6	1	1651.0	-	-
		6	51552.0	89.0	6	3	1065.0	1479.0	1249.0
		7	414067.0	88.4	6	3	1602.0	1918.0	1581.0

Type 5 Radar Waveform_3

Download	3	Type 5	9	1.3333333	12.0000000	5.510000000			
		Burst ID	Burst Offset (us)	Pulse Width (us)	Chirp Width (MHz)	Number of Pulses per Burst	PRI-1 (us)	PRI-2 (us)	PRI-3 (us)
		0	691007.0	82.3	7	2	1363.0	1878.0	-
		1	1013023.0	97.7	7	3	1351.0	1643.0	1000.0
		2	6103.0	64.3	7	1	1049.0	-	-
		3	328385.0	93.9	7	3	1894.0	1294.0	1255.0
		4	650475.0	88.9	7	3	1940.0	1550.0	1379.0
		5	973948.0	67.1	7	2	1527.0	1595.0	-
		6	1297299.0	71.3	7	2	1262.0	1108.0	-
		7	288570.0	91.7	7	3	1483.0	1993.0	1501.0
		8	612447.0	66.3	7	1	1259.0	-	-

Type 5 Radar Waveform_4

Download	4	Type 5	20	0.6000000	12.0000000	5.510000000				
		Burst ID	Burst Offset (us)	Pulse Width (us)	Chirp Width (MHz)	Number of Pulses per Burst	PRI-1 (us)	PRI-2 (us)	PRI-3 (us)	
		0	418939.0	76.8	19	2	1922.0	1555.0	-	
		1	565445.0	55.6	19	1	1540.0	-	-	
		2	111782.0	80.5	19	2	1481.0	1917.0	-	
		3	257141.0	55.6	19	1	1853.0	-	-	
		4	402485.0	54.5	19	1	1444.0	-	-	
		5	545218.0	94.4	19	3	1452.0	1508.0	1146.0	
		6	93815.0	88.9	19	3	1554.0	1309.0	1448.0	
		7	238350.0	86.1	19	3	1866.0	1179.0	1111.0	
		8	382582.0	93.2	19	3	1612.0	1781.0	1198.0	
		9	529605.0	57.6	19	1	1633.0	-	-	
		10	76316.0	57.8	19	1	1981.0	-	-	
		11	220529.0	85.0	19	3	1941.0	1214.0	1056.0	
		12	364841.0	89.7	19	3	1624.0	1019.0	1872.0	
		13	510265.0	77.6	19	2	1354.0	1991.0	-	
		14	58201.0	86.9	19	3	1575.0	1756.0	1209.0	
		15	202659.0	91.4	19	3	1798.0	1103.0	1521.0	
		16	347970.0	77.8	19	2	1134.0	1805.0	-	
		17	494019.0	63.0	19	1	1432.0	-	-	
		18	40520.0	76.3	19	2	1657.0	1286.0	-	
		19	185289.0	75.7	19	2	1816.0	1244.0	-	

Type 5 Radar Waveform_5

Download	5	Type 5	18	0.6666667	12.0000000	5.510000000				
		Burst ID	Burst Offset (us)	Pulse Width (us)	Chirp Width (MHz)	Number of Pulses per Burst	PRI-1 (us)	PRI-2 (us)	PRI-3 (us)	
		0	366638.0	86.9	17	3	1304.0	1133.0	1148.0	
		1	527558.0	69.2	17	2	1914.0	1542.0	-	
		2	25150.0	89.2	17	3	1829.0	1601.0	1267.0	
		3	186704.0	52.4	17	1	1112.0	-	-	
		4	347764.0	56.3	17	1	1797.0	-	-	
		5	507025.0	87.4	17	3	1073.0	1686.0	1638.0	
		6	5404.0	58.8	17	1	1045.0	-	-	
		7	166169.0	75.6	17	2	1905.0	1808.0	-	
		8	328052.0	56.1	17	1	1492.0	-	-	
		9	488898.0	71.3	17	2	1068.0	1076.0	-	
		10	649160.0	82.5	17	2	1592.0	1478.0	-	
		11	146469.0	67.6	17	2	1740.0	1497.0	-	
		12	308225.0	63.7	17	1	1395.0	-	-	
		13	469711.0	64.4	17	1	1201.0	-	-	
		14	631070.0	58.4	17	1	1241.0	-	-	
		15	126929.0	53.4	17	1	1772.0	-	-	
		16	286965.0	85.5	17	3	1495.0	1380.0	1717.0	
		17	447231.0	83.4	17	3	1992.0	1212.0	1843.0	

Type 5 Radar Waveform_6

Download	6	Type 5	13	0.9230769	12.0000000	5.510000000				
		Burst ID	Burst Offset (us)	Pulse Width (us)	Chirp Width (MHz)	Number of Pulses per Burst	PRI-1 (us)	PRI-2 (us)	PRI-3 (us)	
		0	846151.0	60.4	11	1	1841.0	-	-	
		1	148160.0	67.8	11	2	1222.0	1757.0	-	
		2	371494.0	68.3	11	2	1254.0	1275.0	-	
		3	594756.0	82.1	11	2	1499.0	1030.0	-	
		4	816486.0	87.5	11	3	1047.0	1865.0	1341.0	
		5	120518.0	97.5	11	3	1247.0	1733.0	1176.0	
		6	343903.0	81.1	11	2	1228.0	1543.0	-	
		7	567787.0	53.4	11	1	1666.0	-	-	
		8	788520.0	92.7	11	3	1663.0	1417.0	1775.0	
		9	93193.0	70.1	11	2	1505.0	1400.0	-	
		10	316461.0	77.5	11	2	1279.0	1342.0	-	
		11	540095.0	52.4	11	1	1948.0	-	-	
		12	763479.0	61.0	11	1	1971.0	-	-	

Type 5 Radar Waveform_7

Download	7	Type 5	11	1.0909091	12.0000000	5.510000000				
		Burst ID	Burst Offset (us)	Pulse Width (us)	Chirp Width (MHz)	Number of Pulses per Burst	PRI-1 (us)	PRI-2 (us)	PRI-3 (us)	
		0	77759.0	54.1	9	1	1901.0	-	-	
		1	340992.0	95.1	9	3	1835.0	1062.0	1825.0	
		2	606443.0	66.0	9	1	1099.0	-	-	
		3	869308.0	79.4	9	2	1574.0	1338.0	-	
		4	45244.0	57.5	9	1	1456.0	-	-	
		5	309468.0	66.4	9	1	1467.0	-	-	
		6	573318.0	78.1	9	2	1023.0	1154.0	-	
		7	835335.0	99.4	9	3	1714.0	1113.0	1996.0	
		8	12685.0	67.1	9	2	1292.0	1171.0	-	
		9	276177.0	85.5	9	3	1204.0	1742.0	1449.0	
		10	541105.0	63.2	9	1	1548.0	-	-	

Type 5 Radar Waveform_8

Download	8	Type 5	19	0.6315789	12.0000000	5.510000000				
		Burst ID	Burst Offset (us)	Pulse Width (us)	Chirp Width (MHz)	Number of Pulses per Burst	PRI-1 (us)	PRI-2 (us)	PRI-3 (us)	
		0	464564.0	79.9	19	2	1433.0	1719.0	-	
		1	616840.0	71.8	19	2	1357.0	1935.0	-	
		2	141102.0	75.1	19	2	1197.0	1337.0	-	
		3	292927.0	90.3	19	3	1401.0	1532.0	1182.0	
		4	445709.0	71.3	19	2	1513.0	1754.0	-	
		5	598121.0	75.2	19	2	1330.0	1909.0	-	
		6	122235.0	69.1	19	2	1458.0	1463.0	-	
		7	273741.0	83.5	19	3	1422.0	1952.0	1752.0	
		8	428352.0	55.9	19	1	1187.0	-	-	
		9	578078.0	94.5	19	3	1793.0	1287.0	1538.0	
		10	103720.0	52.5	19	1	1303.0	-	-	
		11	256549.0	58.4	19	1	1384.0	-	-	
		12	409157.0	57.3	19	1	1744.0	-	-	
		13	562146.0	54.8	19	1	1482.0	-	-	
		14	84602.0	81.7	19	2	1631.0	1821.0	-	
		15	236451.0	91.8	19	3	1903.0	1635.0	1217.0	
		16	389675.0	71.3	19	2	1523.0	1297.0	-	
		17	543408.0	52.8	19	1	1383.0	-	-	
		18	65720.0	94.8	19	3	1622.0	1006.0	1937.0	

Type 5 Radar Waveform_9

Download	9	Type 5	9	1.3333333	12.0000000	5.510000000				
		Burst ID	Burst Offset (us)	Pulse Width (us)	Chirp Width (MHz)	Number of Pulses per Burst	PRI-1 (us)	PRI-2 (us)	PRI-3 (us)	
		0	461367.0	88.8	7	3	1836.0	1814.0	1419.0	
		1	784602.0	98.1	7	3	1127.0	1086.0	1011.0	
		2	1108379.0	53.7	7	1	1802.0	-	-	
		3	99816.0	60.3	7	1	1394.0	-	-	
		4	422146.0	78.4	7	2	1928.0	1692.0	-	
		5	744958.0	72.6	7	2	1885.0	1174.0	-	
		6	1065665.0	97.7	7	3	1951.0	1998.0	1510.0	
		7	59908.0	85.1	7	3	1697.0	1095.0	1193.0	
		8	383139.0	50.8	7	1	1125.0	-	-	

Type 5 Radar Waveform_10

Download	10	Type 5	12	1.0000000	12.0000000	5.495000000				
		Burst ID	Burst Offset (us)	Pulse Width (us)	Chirp Width (MHz)	Number of Pulses per Burst	PRI-1 (us)	PRI-2 (us)	PRI-3 (us)	
		0	527999.0	87.0	10	3	1130.0	1434.0	1453.0	
		1	771326.0	57.3	10	1	1726.0	-	-	
		2	15110.0	84.0	10	3	1524.0	1967.0	1870.0	
		3	256677.0	93.3	10	3	1649.0	1208.0	1202.0	
		4	498808.0	82.3	10	2	1620.0	1272.0	-	
		5	741796.0	55.1	10	1	1334.0	-	-	
		6	983633.0	52.1	10	1	1709.0	-	-	
		7	227587.0	65.7	10	1	1147.0	-	-	
		8	468822.0	72.4	10	2	1673.0	1640.0	-	
		9	709643.0	90.9	10	3	1737.0	1790.0	1057.0	
		10	952683.0	82.2	10	2	1186.0	1704.0	-	
		11	197365.0	67.4	10	2	1169.0	1911.0	-	

Type 5 Radar Waveform_11

Download	11	Type 5	15	0.8000000	12.0000000	5.496000000				
		Burst ID	Burst Offset (us)	Pulse Width (us)	Chirp Width (MHz)	Number of Pulses per Burst	PRI-1 (us)	PRI-2 (us)	PRI-3 (us)	
		0	351790.0	51.0	13	1	1396.0	-	-	
		1	543401.0	94.1	13	3	1402.0	1145.0	1888.0	
		2	735697.0	96.5	13	3	1982.0	1945.0	1213.0	
		3	134174.0	66.6	13	1	1819.0	-	-	
		4	328005.0	51.5	13	1	1219.0	-	-	
		5	519305.0	86.6	13	3	1361.0	1850.0	1727.0	
		6	714961.0	58.6	13	1	1780.0	-	-	
		7	110092.0	74.5	13	2	1743.0	1796.0	-	
		8	303702.0	75.8	13	2	1283.0	1091.0	-	
		9	496642.0	74.7	13	2	1531.0	1660.0	-	
		10	690933.0	56.7	13	1	1990.0	-	-	
		11	86248.0	96.6	13	3	1545.0	1424.0	1032.0	
		12	279633.0	72.3	13	2	1684.0	1377.0	-	
		13	471872.0	96.8	13	3	1520.0	1608.0	1691.0	
		14	667710.0	65.2	13	1	1253.0	-	-	

Type 5 Radar Waveform_12

Download	12	Type 5	17	0.7058824	12.0000000	5.498000000				
		Burst ID	Burst Offset (us)	Pulse Width (us)	Chirp Width (MHz)	Number of Pulses per Burst	PRI-1 (us)	PRI-2 (us)	PRI-3 (us)	
		0	55177.0	76.2	17	2	1059.0	1734.0	-	
		1	226067.0	61.5	17	1	1644.0	-	-	
		2	395221.0	96.7	17	3	1892.0	1143.0	1530.0	
		3	566697.0	67.7	17	2	1707.0	1140.0	-	
		4	34192.0	73.6	17	2	1063.0	1316.0	-	
		5	204023.0	90.2	17	3	1613.0	1504.0	1980.0	
		6	374865.0	68.2	17	2	1498.0	1950.0	-	
		7	544834.0	96.5	17	3	1514.0	1089.0	1352.0	
		8	13130.0	98.7	17	3	1755.0	1794.0	1289.0	
		9	183948.0	60.5	17	1	1804.0	-	-	
		10	354710.0	59.2	17	1	1801.0	-	-	
		11	524676.0	76.2	17	2	1770.0	1098.0	-	
		12	696762.0	52.2	17	1	1268.0	-	-	
		13	162875.0	52.7	17	1	1972.0	-	-	
		14	333694.0	66.0	17	1	1763.0	-	-	
		15	503802.0	69.3	17	2	1025.0	1664.0	-	
		16	674024.0	80.5	17	2	1221.0	1807.0	-	

Type 5 Radar Waveform_13

Download	13	Type 5	16	0.7500000	12.0000000	5.497000000				
		Burst ID	Burst Offset (us)	Pulse Width (us)	Chirp Width (MHz)	Number of Pulses per Burst	PRI-1 (us)	PRI-2 (us)	PRI-3 (us)	
		0	150487.0	70.7	15	2	1720.0	1489.0	-	
		1	331855.0	77.4	15	2	1597.0	1054.0	-	
		2	511873.0	87.7	15	3	1496.0	1431.0	1526.0	
		3	695577.0	54.0	15	1	1348.0	-	-	
		4	128551.0	57.2	15	1	1027.0	-	-	
		5	308609.0	93.7	15	3	1634.0	1500.0	1736.0	
		6	490434.0	76.9	15	2	1346.0	1838.0	-	
		7	671016.0	86.0	15	3	1008.0	1753.0	1028.0	
		8	105569.0	89.0	15	3	1535.0	1787.0	1989.0	
		9	287820.0	60.6	15	1	1042.0	-	-	
		10	468251.0	75.1	15	2	1378.0	1603.0	-	
		11	650692.0	62.3	15	1	1525.0	-	-	
		12	83769.0	50.6	15	1	1315.0	-	-	
		13	264394.0	87.5	15	3	1457.0	1090.0	1462.0	
		14	446147.0	71.0	15	2	1195.0	1429.0	-	
		15	625338.0	85.5	15	3	1516.0	1852.0	1723.0	

Type 5 Radar Waveform_14

Download	14	Type 5	9	1.3333333	12.0000000	5.493000000				
		Burst ID	Burst Offset (us)	Pulse Width (us)	Chirp Width (MHz)	Number of Pulses per Burst	PRI-1 (us)	PRI-2 (us)	PRI-3 (us)	
		0	108974.0	89.9	6	3	1579.0	1404.0	1618.0	
		1	431589.0	75.9	6	2	1632.0	1874.0	-	
		2	755141.0	54.1	6	1	1696.0	-	-	
		3	1076557.0	75.7	6	2	1994.0	1614.0	-	
		4	69362.0	73.2	6	2	1987.0	1018.0	-	
		5	392591.0	58.6	6	1	1031.0	-	-	
		6	715102.0	77.2	6	2	1136.0	1039.0	-	
		7	1037595.0	82.8	6	2	1610.0	1020.0	-	
		8	29583.0	97.6	6	3	1491.0	1566.0	1589.0	

Type 5 Radar Waveform_15

Download	15	Type 5	20	0.6000000	12.0000000	5.499000000				
		Burst ID	Burst Offset (us)	Pulse Width (us)	Chirp Width (MHz)	Number of Pulses per Burst	PRI-1 (us)	PRI-2 (us)	PRI-3 (us)	
		0	157846.0	97.9	20	3	1037.0	1854.0	1005.0	
		1	303542.0	56.1	20	1	1685.0	-	-	
		2	447115.0	92.3	20	3	1317.0	1141.0	1277.0	
		3	594322.0	60.4	20	1	1121.0	-	-	
		4	140525.0	56.4	20	1	1823.0	-	-	
		5	284955.0	71.7	20	2	1943.0	1236.0	-	
		6	430921.0	59.8	20	1	1487.0	-	-	
		7	575845.0	55.3	20	1	1730.0	-	-	
		8	122557.0	76.3	20	2	1233.0	1071.0	-	
		9	267206.0	75.8	20	2	1840.0	1158.0	-	
		10	410352.0	95.0	20	3	1834.0	1680.0	1869.0	
		11	557974.0	59.1	20	1	1728.0	-	-	
		12	104811.0	61.1	20	1	1677.0	-	-	
		13	249556.0	68.9	20	2	1097.0	1459.0	-	
		14	394673.0	67.8	20	2	1007.0	1218.0	-	
		15	538860.0	69.8	20	2	1771.0	1332.0	-	
		16	86686.0	81.7	20	2	1605.0	1795.0	-	
		17	230965.0	84.6	20	3	1533.0	1493.0	1443.0	
		18	376566.0	79.6	20	2	1084.0	1536.0	-	
		19	519535.0	93.2	20	3	1260.0	1883.0	1670.0	

Type 5 Radar Waveform_16

Download	16	Type 5	19	0.6315789	12.0000000	5.499000000				
		Burst ID	Burst Offset (us)	Pulse Width (us)	Chirp Width (MHz)	Number of Pulses per Burst	PRI-1 (us)	PRI-2 (us)	PRI-3 (us)	
		0	72364.0	84.1	19	3	1944.0	1336.0	1366.0	
		1	224519.0	98.1	19	3	1721.0	1512.0	1123.0	
		2	377637.0	73.0	19	2	1410.0	1285.0	-	
		3	529100.0	88.3	19	3	1258.0	1472.0	1224.0	
		4	53696.0	90.7	19	3	1345.0	1235.0	1355.0	
		5	206687.0	62.3	19	1	1593.0	-	-	
		6	358555.0	76.8	19	2	1590.0	1621.0	-	
		7	512168.0	61.9	19	1	1718.0	-	-	
		8	34943.0	93.7	19	3	1764.0	1069.0	1139.0	
		9	187779.0	57.3	19	1	1886.0	-	-	
		10	340852.0	62.0	19	1	1234.0	-	-	
		11	493663.0	50.1	19	1	1321.0	-	-	
		12	16250.0	54.8	19	1	1782.0	-	-	
		13	169021.0	56.4	19	1	1688.0	-	-	
		14	321760.0	59.4	19	1	1745.0	-	-	
		15	471390.0	87.6	19	3	2000.0	1933.0	1959.0	
		16	624130.0	84.6	19	3	1964.0	1662.0	1271.0	
		17	149798.0	75.6	19	2	1786.0	1600.0	-	
		18	302593.0	82.6	19	2	1427.0	1048.0	-	

Type 5 Radar Waveform_17

Download	17	Type 5	18	0.6666667	12.0000000	5.498000000				
		Burst ID	Burst Offset (us)	Pulse Width (us)	Chirp Width (MHz)	Number of Pulses per Burst	PRI-1 (us)	PRI-2 (us)	PRI-3 (us)	
		0	479176.0	88.9	18	3	1588.0	1412.0	1385.0	
		1	642631.0	65.2	18	1	1454.0	-	-	
		2	138786.0	57.0	18	1	1300.0	-	-	
		3	299055.0	74.3	18	2	1983.0	1761.0	-	
		4	461210.0	61.6	18	1	1762.0	-	-	
		5	620750.0	76.0	18	2	1820.0	1779.0	-	
		6	118673.0	76.4	18	2	1115.0	1502.0	-	
		7	279391.0	78.8	18	2	1729.0	1683.0	-	
		8	441543.0	56.9	18	1	1465.0	-	-	
		9	600258.0	86.4	18	3	1206.0	1322.0	1826.0	
		10	98945.0	55.8	18	1	1875.0	-	-	
		11	259259.0	91.6	18	3	1207.0	1329.0	1687.0	
		12	420532.0	74.0	18	2	1562.0	1700.0	-	
		13	580873.0	97.7	18	3	1237.0	1153.0	1506.0	
		14	78785.0	89.7	18	3	1451.0	1409.0	1537.0	
		15	240365.0	63.4	18	1	1746.0	-	-	
		16	400002.0	99.9	18	3	1585.0	1382.0	1473.0	
		17	561316.0	83.1	18	2	1979.0	1630.0	-	

Type 5 Radar Waveform_18

Download	18	Type 5	19	0.6315789	12.0000000	5.499000000				
		Burst ID	Burst Offset (us)	Pulse Width (us)	Chirp Width (MHz)	Number of Pulses per Burst	PRI-1 (us)	PRI-2 (us)	PRI-3 (us)	
		0	56155.0	53.9	19	1	1250.0	-	-	
		1	208695.0	69.7	19	2	1205.0	1052.0	-	
		2	360416.0	94.1	19	3	1150.0	1075.0	1616.0	
		3	512311.0	95.0	19	3	1374.0	1818.0	1079.0	
		4	37117.0	98.0	19	3	1750.0	1114.0	1877.0	
		5	189988.0	61.6	19	1	1949.0	-	-	
		6	342235.0	68.9	19	2	1710.0	1080.0	-	
		7	495704.0	63.8	19	1	1560.0	-	-	
		8	18388.0	94.8	19	3	1837.0	1450.0	1565.0	
		9	171276.0	54.2	19	1	1587.0	-	-	
		10	323863.0	54.7	19	1	1988.0	-	-	
		11	477093.0	59.5	19	1	1282.0	-	-	
		12	627526.0	80.2	19	2	1722.0	1995.0	-	
		13	151582.0	85.2	19	3	1725.0	1900.0	1571.0	
		14	305382.0	56.0	19	1	1311.0	-	-	
		15	458286.0	51.9	19	1	1251.0	-	-	
		16	607965.0	90.8	19	3	1189.0	1360.0	1997.0	
		17	133312.0	77.9	19	2	1539.0	1570.0	-	
		18	285505.0	77.1	19	2	1939.0	1679.0	-	

Type 5 Radar Waveform_19

Download	19	Type 5	13	0.9230769	12.0000000	5.495000000				
		Burst ID	Burst Offset (us)	Pulse Width (us)	Chirp Width (MHz)	Number of Pulses per Burst	PRI-1 (us)	PRI-2 (us)	PRI-3 (us)	
		0	641552.0	73.7	11	2	1104.0	1769.0	-	
		1	866099.0	61.4	11	1	1416.0	-	-	
		2	167980.0	62.3	11	1	1364.0	-	-	
		3	391567.0	64.3	11	1	1263.0	-	-	
		4	613618.0	83.6	11	3	1310.0	1194.0	1034.0	
		5	836528.0	69.8	11	2	1669.0	1986.0	-	
		6	140215.0	75.5	11	2	1362.0	1503.0	-	
		7	362856.0	87.9	11	3	1553.0	1159.0	1519.0	
		8	587607.0	65.7	11	1	1248.0	-	-	
		9	807963.0	88.1	11	3	1766.0	1876.0	1261.0	
		10	112854.0	52.5	11	1	1810.0	-	-	
		11	336585.0	65.2	11	1	1003.0	-	-	
		12	558387.0	93.0	11	3	1486.0	1156.0	1373.0	

Type 5 Radar Waveform_20

Download	20	Type 5	9	1.3333333	12.0000000	5.526000000				
		Burst ID	Burst Offset (us)	Pulse Width (us)	Chirp Width (MHz)	Number of Pulses per Burst	PRI-1 (us)	PRI-2 (us)	PRI-3 (us)	
		0	1132242.0	59.5	7	1	1430.0	-	-	
		1	123401.0	54.5	7	1	1060.0	-	-	
		2	445692.0	80.7	7	2	1681.0	1848.0	-	
		3	769401.0	55.9	7	1	1469.0	-	-	
		4	1089256.0	88.5	7	3	1784.0	1767.0	1776.0	
		5	83349.0	94.0	7	3	1974.0	1777.0	1306.0	
		6	406292.0	67.3	7	2	1388.0	1067.0	-	
		7	727830.0	95.4	7	3	1144.0	1871.0	1708.0	
		8	1052676.0	55.3	7	1	1413.0	-	-	

Type 5 Radar Waveform_21

Download	21	Type 5	18	0.6666667	12.0000000	5.522000000				
		Burst ID	Burst Offset (us)	Pulse Width (us)	Chirp Width (MHz)	Number of Pulses per Burst	PRI-1 (us)	PRI-2 (us)	PRI-3 (us)	
		0	21762.0	97.9	17	3	1365.0	1844.0	1528.0	
		1	182649.0	81.2	17	2	1611.0	1859.0	-	
		2	343700.0	72.2	17	2	1676.0	1399.0	-	
		3	504724.0	74.0	17	2	1832.0	1135.0	-	
		4	1988.0	97.5	17	3	1879.0	1281.0	1196.0	
		5	163396.0	56.1	17	1	1191.0	-	-	
		6	323981.0	70.6	17	2	1035.0	1824.0	-	
		7	483107.0	85.5	17	3	1735.0	1898.0	1783.0	
		8	645998.0	72.0	17	2	1471.0	1359.0	-	
		9	143532.0	56.9	17	1	1117.0	-	-	
		10	304730.0	61.8	17	1	1594.0	-	-	
		11	464070.0	86.4	17	3	1257.0	1488.0	1648.0	
		12	626199.0	76.2	17	2	1172.0	1623.0	-	
		13	123311.0	71.6	17	2	1231.0	1705.0	-	
		14	283868.0	91.7	17	3	1393.0	1298.0	1223.0	
		15	446206.0	55.4	17	1	1529.0	-	-	
		16	607185.0	60.4	17	1	1899.0	-	-	
		17	103407.0	75.1	17	2	1639.0	1778.0	-	

Type 5 Radar Waveform_22

Download	22	Type 5	20	0.6000000	12.0000000	5.521000000				
		Burst ID	Burst Offset (us)	Pulse Width (us)	Chirp Width (MHz)	Number of Pulses per Burst	PRI-1 (us)	PRI-2 (us)	PRI-3 (us)	
		0	237938.0	72.4	20	2	1440.0	1389.0	-	
		1	382364.0	73.8	20	2	1789.0	1674.0	-	
		2	529205.0	53.1	20	1	1016.0	-	-	
		3	75226.0	75.7	20	2	1173.0	1961.0	-	
		4	219559.0	92.3	20	3	1232.0	1975.0	1083.0	
		5	363683.0	89.0	20	3	1439.0	1887.0	1544.0	
		6	510652.0	61.8	20	1	1788.0	-	-	
		7	57592.0	50.0	20	1	1092.0	-	-	
		8	202256.0	75.7	20	2	1609.0	1225.0	-	
		9	347592.0	54.5	20	1	1966.0	-	-	
		10	493000.0	50.0	20	1	1522.0	-	-	
		11	39699.0	63.4	20	1	1110.0	-	-	
		12	183920.0	96.9	20	3	1192.0	1328.0	1921.0	
		13	329752.0	60.5	20	1	1919.0	-	-	
		14	474008.0	81.7	20	2	1131.0	1792.0	-	
		15	21714.0	68.3	20	2	1912.0	1768.0	-	
		16	166934.0	63.6	20	1	1551.0	-	-	
		17	311362.0	81.1	20	2	1122.0	1799.0	-	
		18	454613.0	92.1	20	3	1475.0	1812.0	1675.0	
		19	3916.0	59.6	20	1	1128.0	-	-	

Type 5 Radar Waveform_23

Download	23	Type 5	10	1.2000000	12.0000000	5.526000000				
		Burst ID	Burst Offset (us)	Pulse Width (us)	Chirp Width (MHz)	Number of Pulses per Burst	PRI-1 (us)	PRI-2 (us)	PRI-3 (us)	
		0	298132.0	72.4	8	2	1455.0	1561.0	-	
		1	588557.0	69.4	8	2	1558.0	1216.0	-	
		2	878680.0	67.2	8	2	1927.0	1178.0	-	
		3	1169160.0	80.3	8	2	1811.0	1093.0	-	
		4	262775.0	66.0	8	1	1181.0	-	-	
		5	552237.0	95.7	8	3	1698.0	1149.0	1126.0	
		6	844367.0	53.4	8	1	1055.0	-	-	
		7	1135049.0	56.6	8	1	1161.0	-	-	
		8	226590.0	83.3	8	2	1839.0	1302.0	-	
		9	516846.0	83.0	8	2	1791.0	1397.0	-	

Type 5 Radar Waveform_24

Download	24	Type 5	20	0.6000000	12.0000000	5.521000000				
		Burst ID	Burst Offset (us)	Pulse Width (us)	Chirp Width (MHz)	Number of Pulses per Burst	PRI-1 (us)	PRI-2 (us)	PRI-3 (us)	
		0	401820.0	89.0	20	3	1654.0	1155.0	1358.0	
		1	548401.0	50.5	20	1	1907.0	-	-	
		2	95181.0	78.1	20	2	1058.0	2000.0	-	
		3	240301.0	68.8	20	2	1038.0	1167.0	-	
		4	384243.0	95.0	20	3	1017.0	1320.0	1485.0	
		5	529501.0	71.6	20	2	1668.0	1403.0	-	
		6	77525.0	52.1	20	1	1689.0	-	-	
		7	222238.0	72.1	20	2	1327.0	1425.0	-	
		8	365443.0	89.0	20	3	1552.0	1999.0	1881.0	
		9	512181.0	83.2	20	2	1391.0	1081.0	-	
		10	59632.0	62.2	20	1	1873.0	-	-	
		11	203660.0	97.5	20	3	1890.0	1051.0	1962.0	
		12	349489.0	80.4	20	2	1163.0	1175.0	-	
		13	495538.0	66.0	20	1	1012.0	-	-	
		14	41635.0	85.5	20	3	1368.0	1053.0	1293.0	
		15	187052.0	58.5	20	1	1157.0	-	-	
		16	331980.0	60.1	20	1	1716.0	-	-	
		17	476884.0	51.2	20	1	1965.0	-	-	
		18	23915.0	54.6	20	1	1371.0	-	-	
		19	169095.0	57.9	20	1	1392.0	-	-	

Type 5 Radar Waveform_25

Download	25	Type 5	18	0.6666667	12.0000000	5.522000000				
		Burst ID	Burst Offset (us)	Pulse Width (us)	Chirp Width (MHz)	Number of Pulses per Burst	PRI-1 (us)	PRI-2 (us)	PRI-3 (us)	
		0	349356.0	57.9	17	1	1243.0	-	-	
		1	510776.0	60.5	17	1	1199.0	-	-	
		2	6704.0	63.3	17	1	1278.0	-	-	
		3	168011.0	50.8	17	1	1559.0	-	-	
		4	329307.0	52.6	17	1	1586.0	-	-	
		5	490892.0	52.9	17	1	1203.0	-	-	
		6	651799.0	56.5	17	1	1702.0	-	-	
		7	147887.0	72.9	17	2	1188.0	1511.0	-	
		8	309316.0	59.6	17	1	1849.0	-	-	
		9	468355.0	96.7	17	3	1978.0	1541.0	1438.0	
		10	629706.0	85.6	17	3	1653.0	1119.0	1274.0	
		11	128246.0	55.2	17	1	1690.0	-	-	
		12	289150.0	66.7	17	2	1269.0	1280.0	-	
		13	449136.0	92.8	17	3	1242.0	1445.0	1460.0	
		14	612450.0	65.5	17	1	1288.0	-	-	
		15	107869.0	99.6	17	3	1515.0	1954.0	1356.0	
		16	268574.0	85.4	17	3	1447.0	1100.0	1817.0	
		17	430071.0	78.0	17	2	1040.0	1985.0	-	

Type 5 Radar Waveform_26

Download	26	Type 5	9	1.3333333	12.0000000	5.527000000				
		Burst ID	Burst Offset (us)	Pulse Width (us)	Chirp Width (MHz)	Number of Pulses per Burst	PRI-1 (us)	PRI-2 (us)	PRI-3 (us)	
		0	1186199.0	65.5	6	1	1390.0	-	-	
		1	177344.0	60.1	6	1	1013.0	-	-	
		2	500300.0	66.1	6	1	1476.0	-	-	
		3	821660.0	91.6	6	3	1001.0	1381.0	1774.0	
		4	1143652.0	92.1	6	3	1567.0	1120.0	1906.0	
		5	137508.0	58.9	6	1	1343.0	-	-	
		6	459407.0	97.4	6	3	1904.0	1418.0	1349.0	
		7	783119.0	75.0	6	2	1151.0	1021.0	-	
		8	1103375.0	89.1	6	3	1428.0	1908.0	1957.0	

Type 5 Radar Waveform_27

Download	27	Type 5	15	0.8000000	12.0000000	5.523000000				
		Burst ID	Burst Offset (us)	Pulse Width (us)	Chirp Width (MHz)	Number of Pulses per Burst	PRI-1 (us)	PRI-2 (us)	PRI-3 (us)	
		0	58593.0	51.1	14	1	1301.0	-	-	
		1	250925.0	94.9	14	3	1934.0	1785.0	1942.0	
		2	446169.0	57.4	14	1	1022.0	-	-	
		3	637717.0	85.5	14	3	1072.0	1655.0	1078.0	
		4	34733.0	52.2	14	1	1296.0	-	-	
		5	228395.0	51.9	14	1	1466.0	-	-	
		6	421096.0	75.4	14	2	1629.0	1671.0	-	
		7	614419.0	75.0	14	2	1227.0	1946.0	-	
		8	10845.0	78.5	14	2	1731.0	1564.0	-	
		9	203538.0	87.2	14	3	1891.0	1803.0	1682.0	
		10	397245.0	77.2	14	2	1627.0	1773.0	-	
		11	591676.0	66.1	14	1	1739.0	-	-	
		12	781344.0	92.1	14	3	1833.0	1968.0	1938.0	
		13	180698.0	65.1	14	1	1405.0	-	-	
		14	373813.0	79.3	14	2	1615.0	1004.0	-	

Type 5 Radar Waveform_28

Download	28	Type 5	17	0.7058824	12.0000000	5.523000000				
		Burst ID	Burst Offset (us)	Pulse Width (us)	Chirp Width (MHz)	Number of Pulses per Burst	PRI-1 (us)	PRI-2 (us)	PRI-3 (us)	
		0	500961.0	62.4	16	1	1625.0	-	-	
		1	669226.0	92.4	16	3	1435.0	1765.0	1088.0	
		2	137709.0	97.7	16	3	1546.0	1846.0	1308.0	
		3	309227.0	57.0	16	1	1376.0	-	-	
		4	479042.0	80.7	16	2	1902.0	1015.0	-	
		5	647469.0	87.7	16	3	1915.0	1637.0	1599.0	
		6	117367.0	50.5	16	1	1064.0	-	-	
		7	286909.0	85.9	16	3	1509.0	1129.0	1845.0	
		8	458518.0	73.1	16	2	1160.0	1024.0	-	
		9	628991.0	82.1	16	2	1375.0	1029.0	-	
		10	95885.0	85.7	16	3	1312.0	1760.0	1107.0	
		11	265912.0	94.6	16	3	1138.0	1490.0	1970.0	
		12	435837.0	91.9	16	3	1572.0	1387.0	1893.0	
		13	608589.0	66.4	16	1	1693.0	-	-	
		14	74999.0	68.4	16	2	1480.0	1984.0	-	
		15	245916.0	54.4	16	1	1864.0	-	-	
		16	416752.0	53.5	16	1	1713.0	-	-	

Type 5 Radar Waveform_29

Download	29	Type 5	10	1.2000000	12.0000000	5.526000000				
		Burst ID	Burst Offset (us)	Pulse Width (us)	Chirp Width (MHz)	Number of Pulses per Burst	PRI-1 (us)	PRI-2 (us)	PRI-3 (us)	
		0	998753.0	77.7	7	2	1556.0	1423.0	-	
		1	92174.0	63.9	7	1	1335.0	-	-	
		2	382943.0	55.3	7	1	1162.0	-	-	
		3	672584.0	78.1	7	2	1569.0	1577.0	-	
		4	964443.0	52.1	7	1	1177.0	-	-	
		5	56379.0	61.1	7	1	1033.0	-	-	
		6	346299.0	83.4	7	3	1461.0	1101.0	1464.0	
		7	637595.0	53.2	7	1	1706.0	-	-	
		8	925578.0	91.3	7	3	1386.0	1868.0	1861.0	
		9	20533.0	67.7	7	2	1474.0	1183.0	-	

Radar Type 6 - Radar Statistical Performance			
Trail #	1=Detection 0=No Detection	Trail #	1=Detection 0=No Detection
0	1	15	1
1	1	16	1
2	1	17	1
3	1	18	1
4	1	19	1
5	1	20	1
6	1	21	1
7	1	22	1
8	1	23	1
9	1	24	1
10	1	25	1
11	1	26	1
12	1	27	1
13	1	28	1
14	1	29	1
Detection Percentage (%)		**100.00%**	