802.11n HT40/ac VHT40	
C20	
Tx1 (White)	Tx2 (Black)
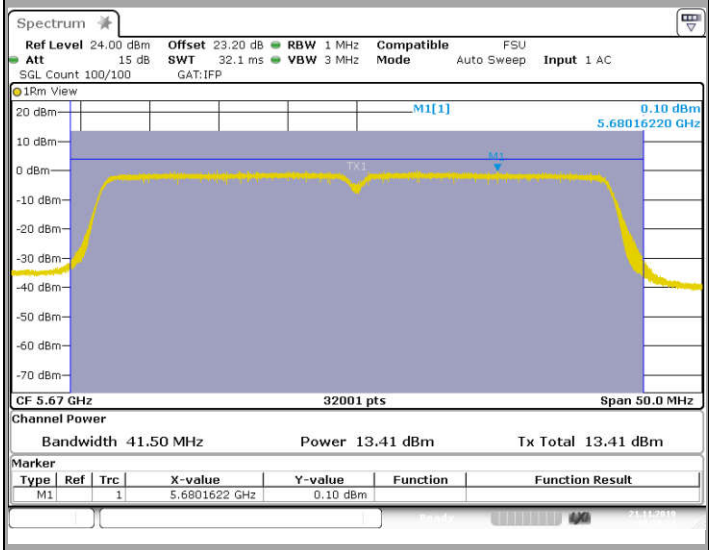	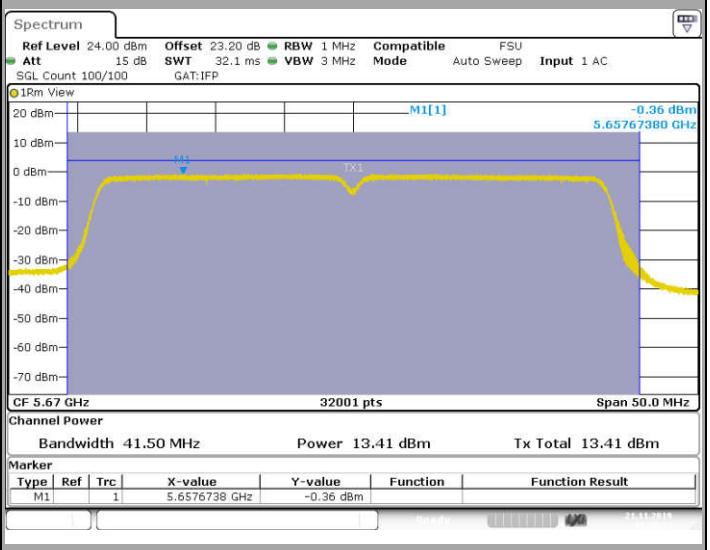

802.11n HT40/ac VHT40	
C21 Straddle 5470MHz-5725MHz	
Tx1 (White)	Tx2 (Black)
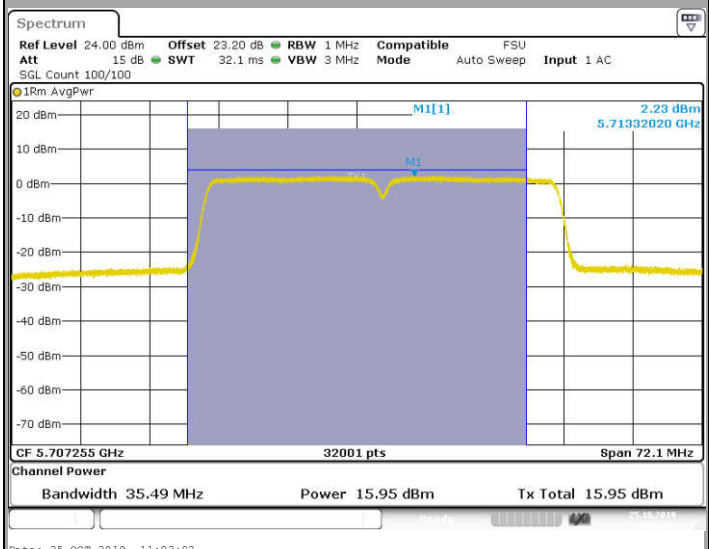	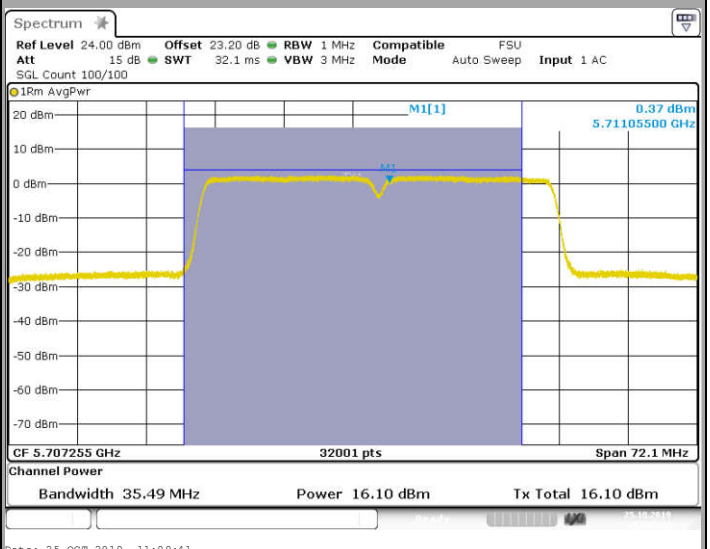

802.11n HT40/ac VHT40	
C21 Straddle 5725MHz-5850MHz (RBW = 1MHz)	
Tx1 (White)	Tx2 (Black)
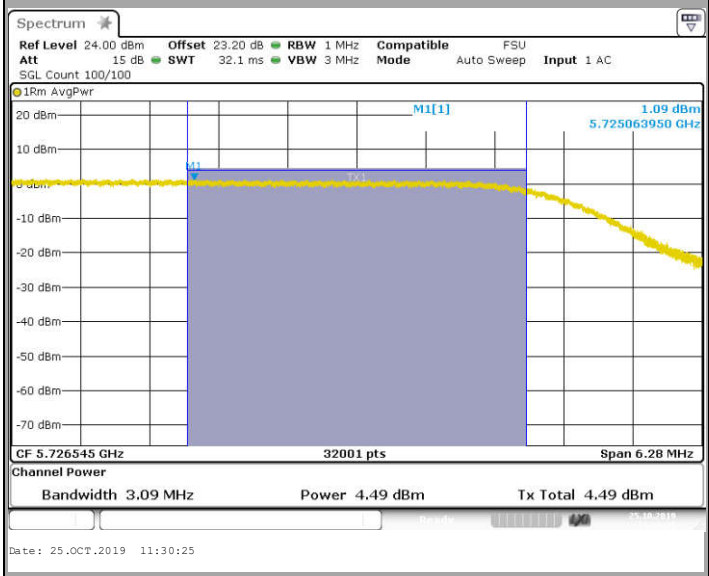	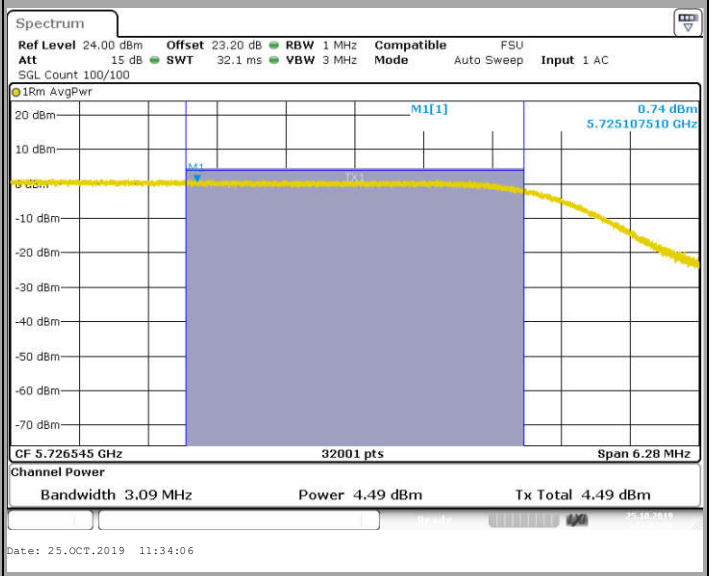

802.11n HT40/ac VHT40	
C21 Straddle 5725MHz-5850MHz (RBW = 500kHz)	
Tx1 (White)	Tx2 (Black)
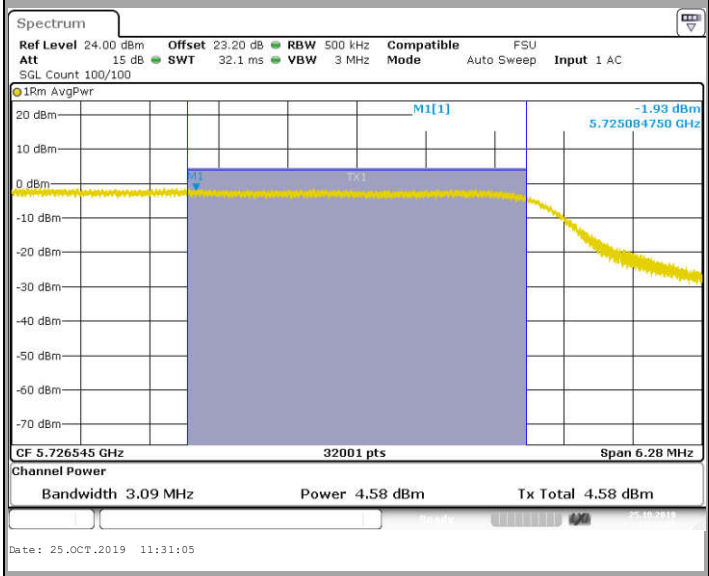	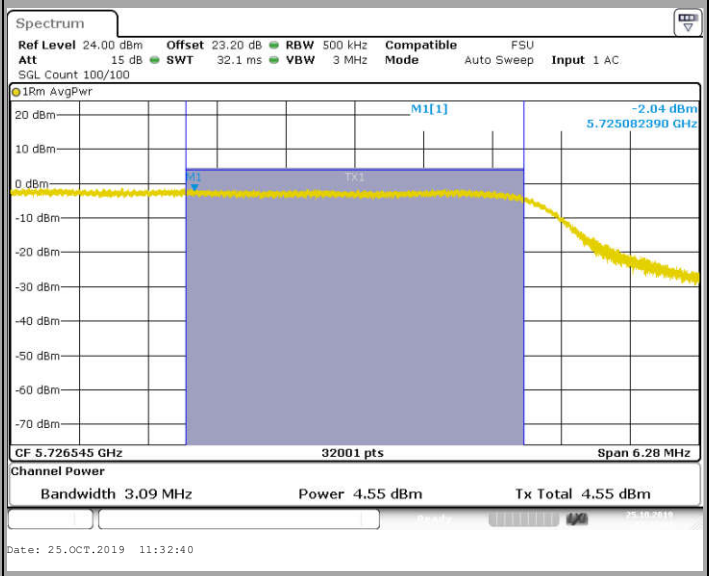

802.11n HT40/ac VHT40	
C22 (RBW = 1MHz)	
Tx1	Tx2
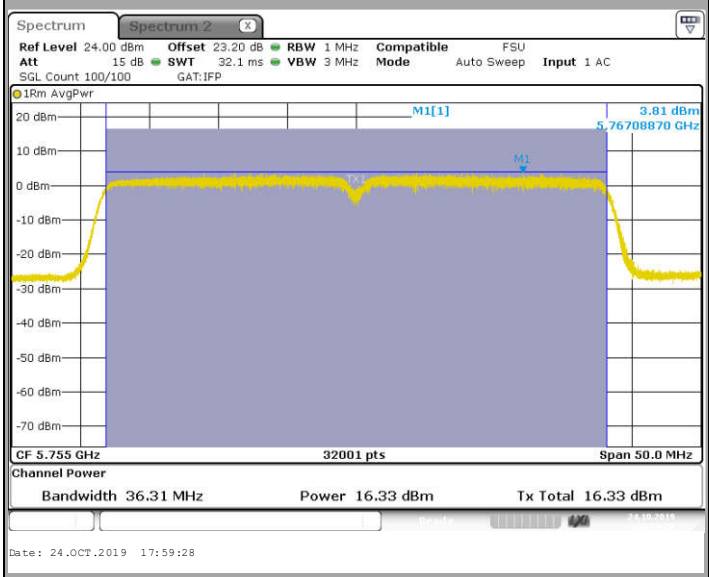	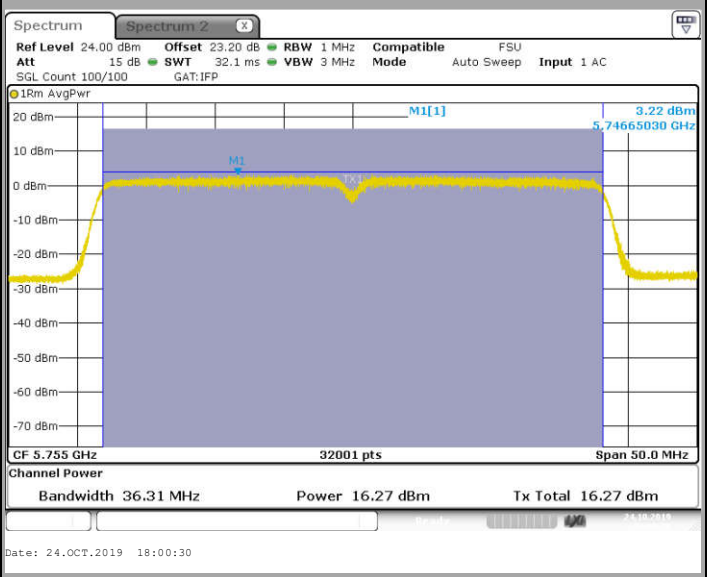

802.11n HT40/ac VHT40	
C22 (RBW = 500kHz)	
Tx1	Tx2
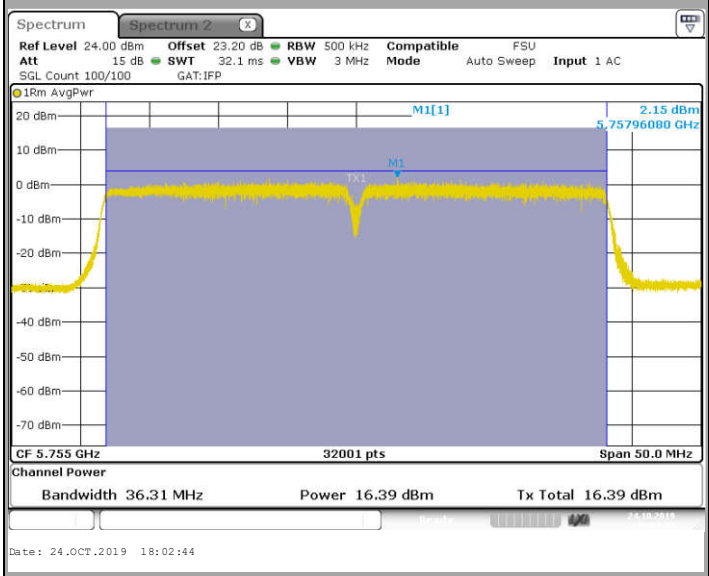	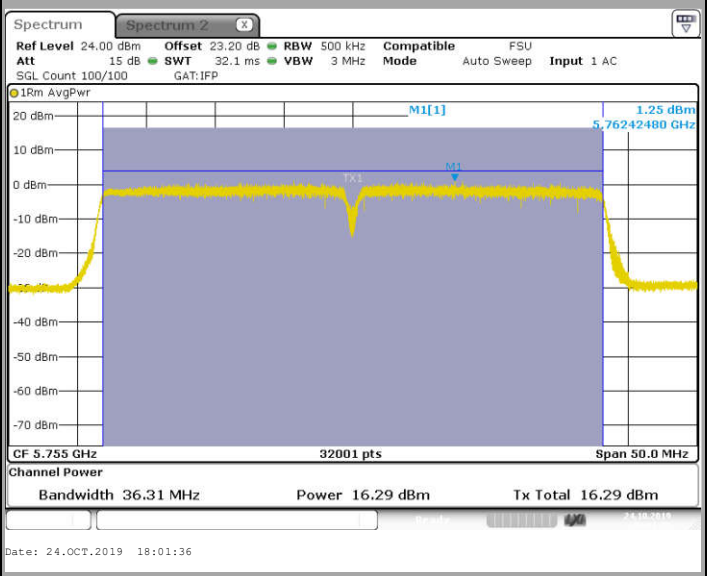

802.11n HT40/ac VHT40	
C23 (RBW = 1MHz)	
Tx1	Tx2
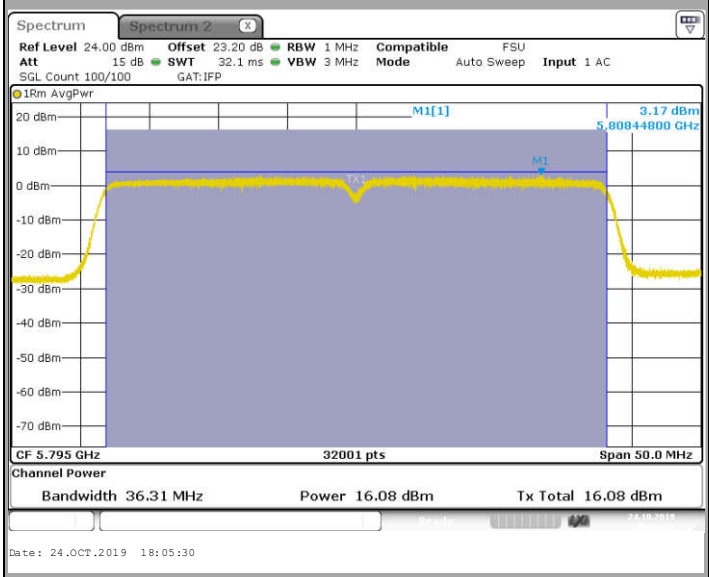	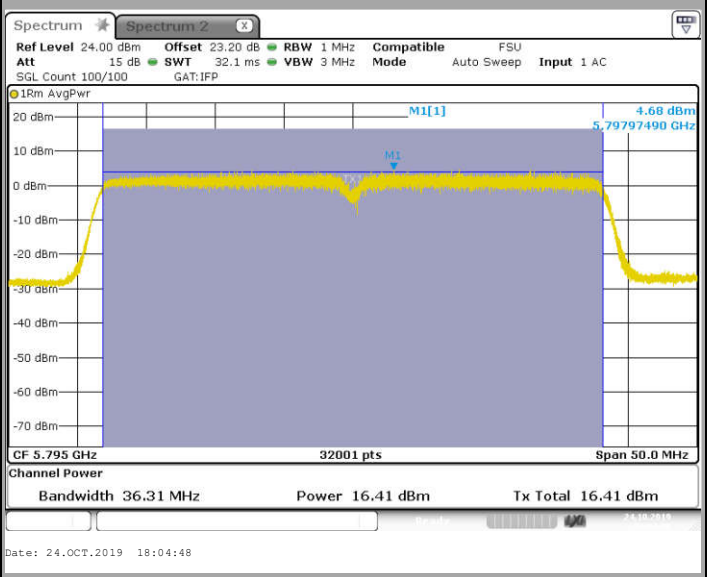

802.11n HT40/ac VHT40	
C23 (RBW = 500kHz)	
Tx1	Tx2
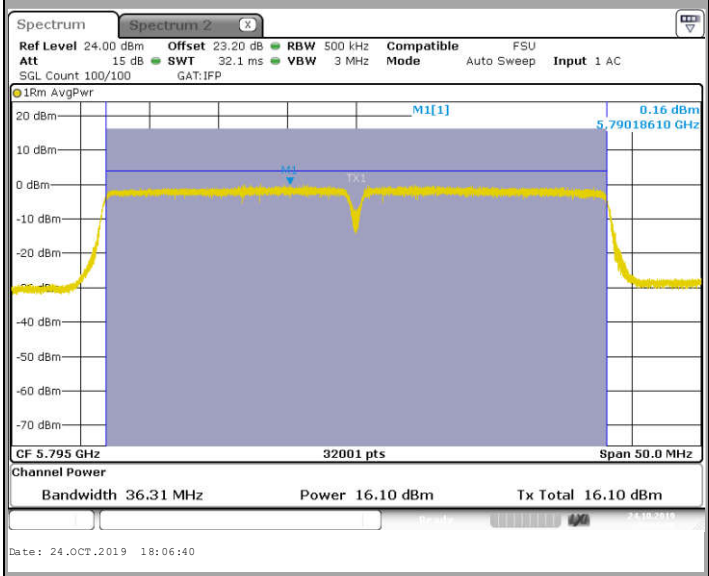	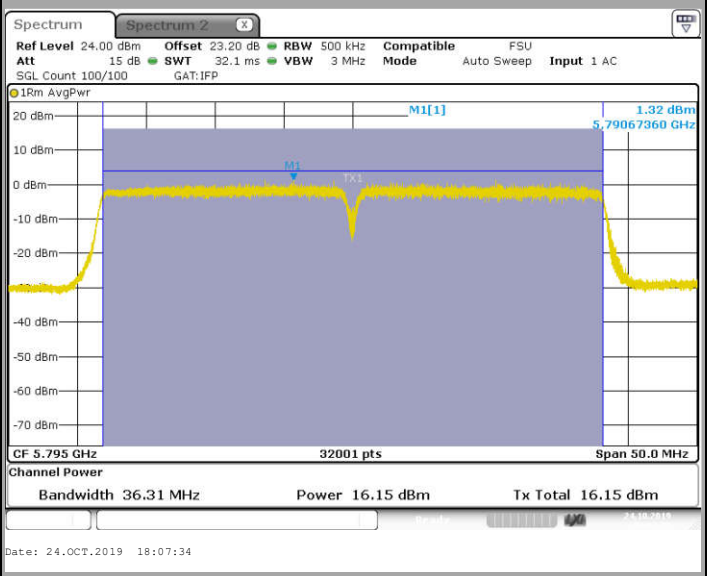

802.11ac VHT80	
C24	
Tx1 (White)	Tx2 (Black)
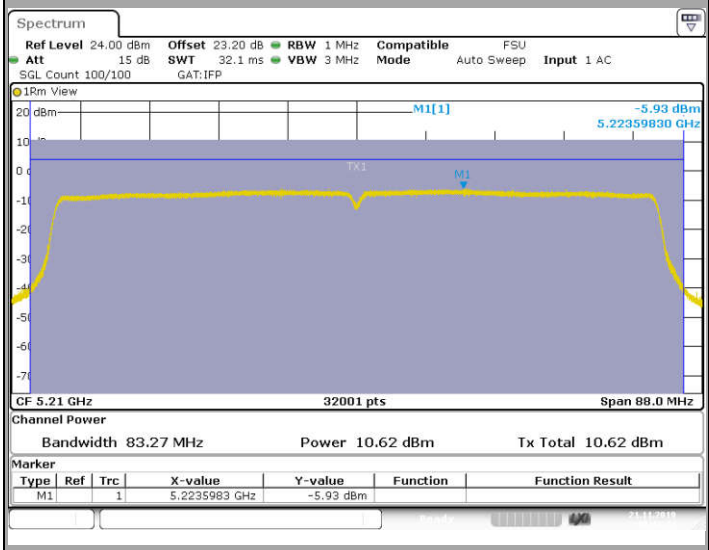	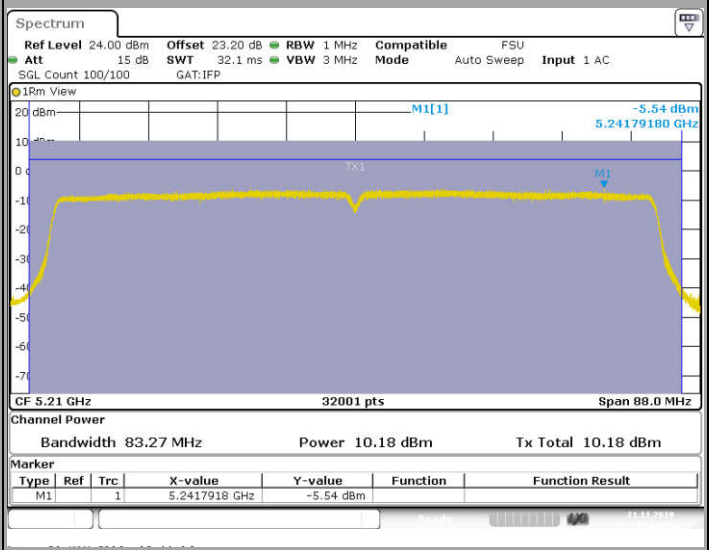

802.11ac VHT80	
C25	
Tx1 (White)	Tx2 (Black)
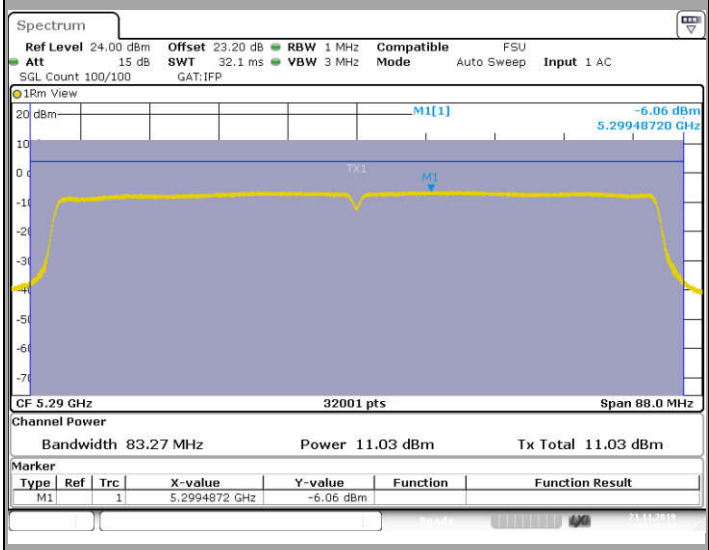	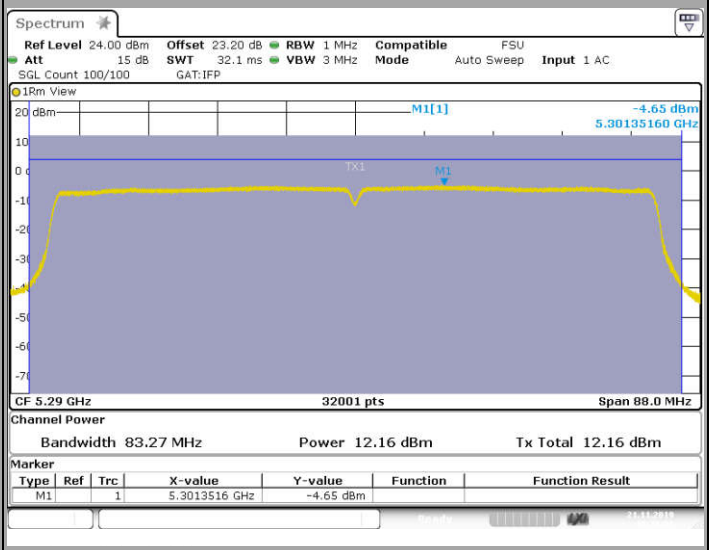

802.11ac VHT80	
C26	
Tx1 (White)	Tx2 (Black)
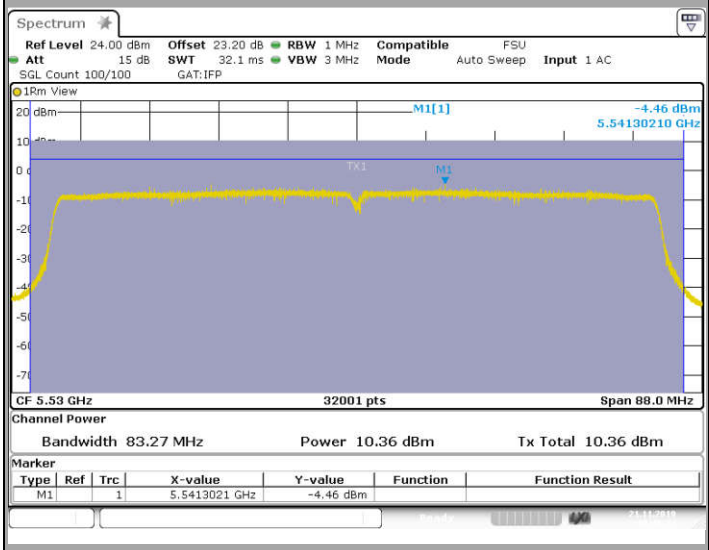	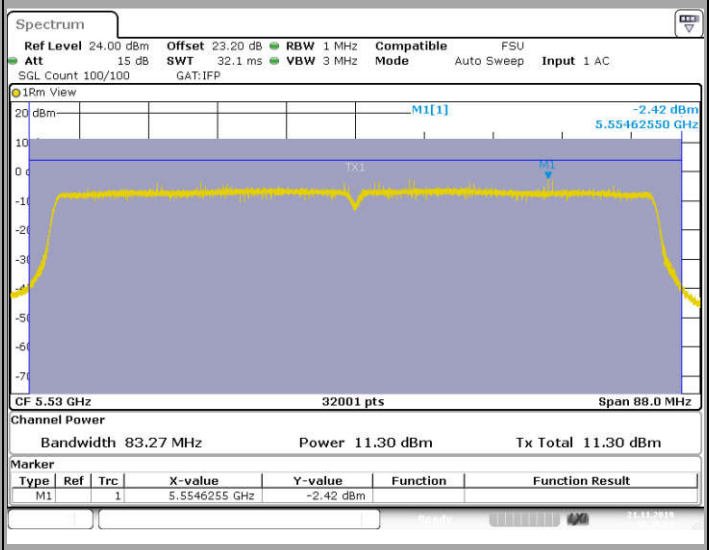

802.11ac VHT80	
C27	
Tx1 (White)	Tx2 (Black)
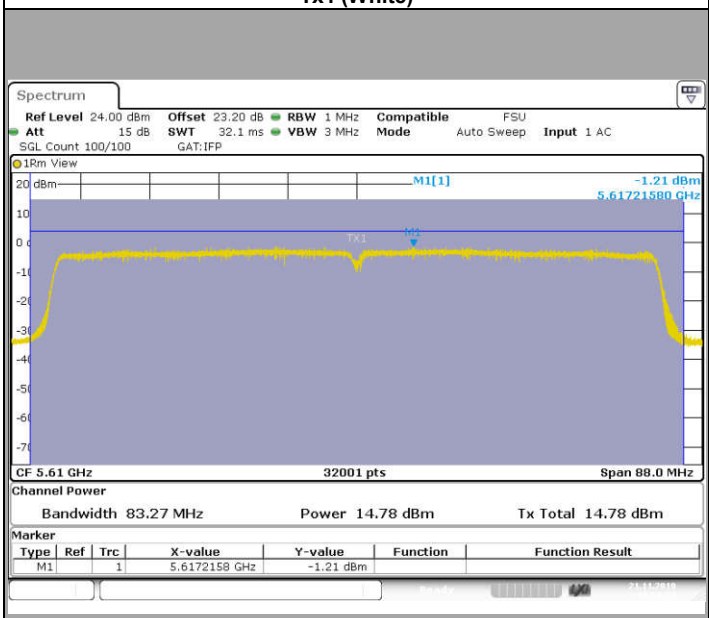	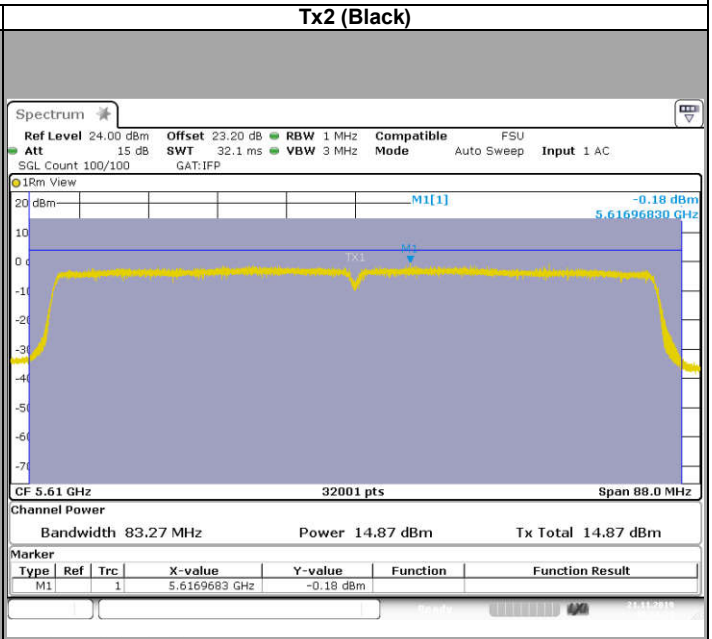

802.11ac VHT80	
C28 Straddle 5470MHz-5725MHz	
Tx1 (White)	Tx2 (Black)
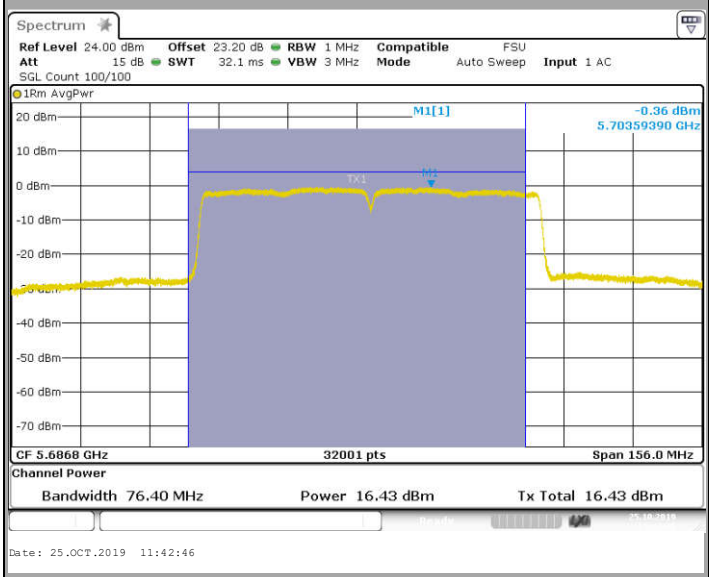	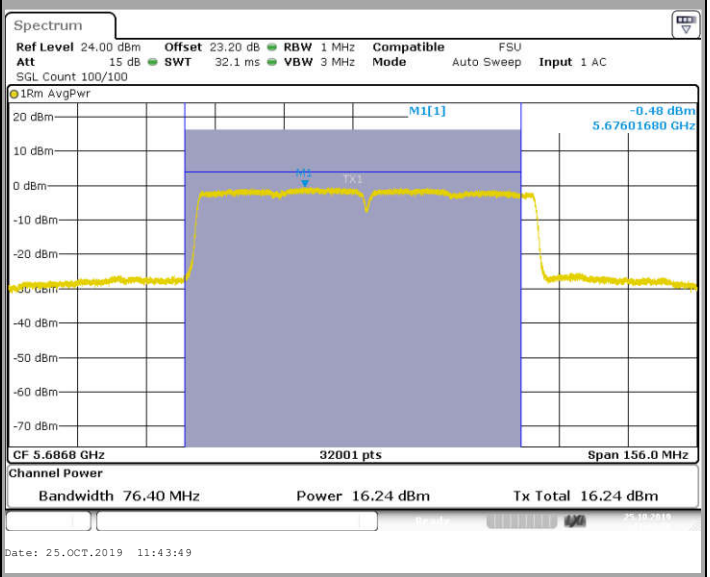

802.11ac VHT80	
C28 Straddle 5725MHz-5850MHz (RBW = 1MHz)	
Tx1 (White)	Tx2 (Black)
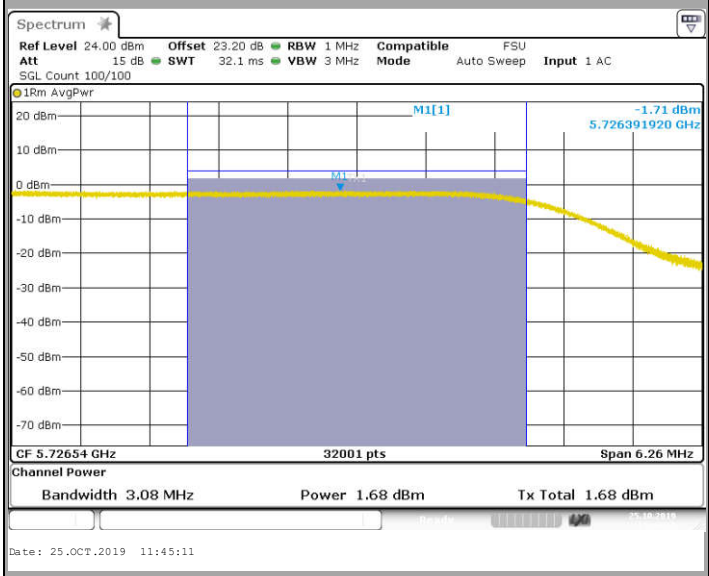	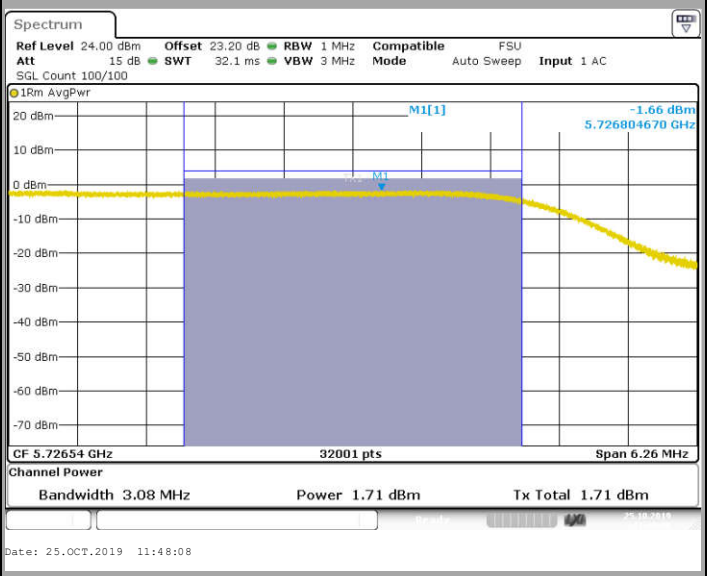

802.11ac VHT80	
C28 Straddle 5725MHz-5850MHz (RBW = 500kHz)	
Tx1 (White)	Tx2 (Black)
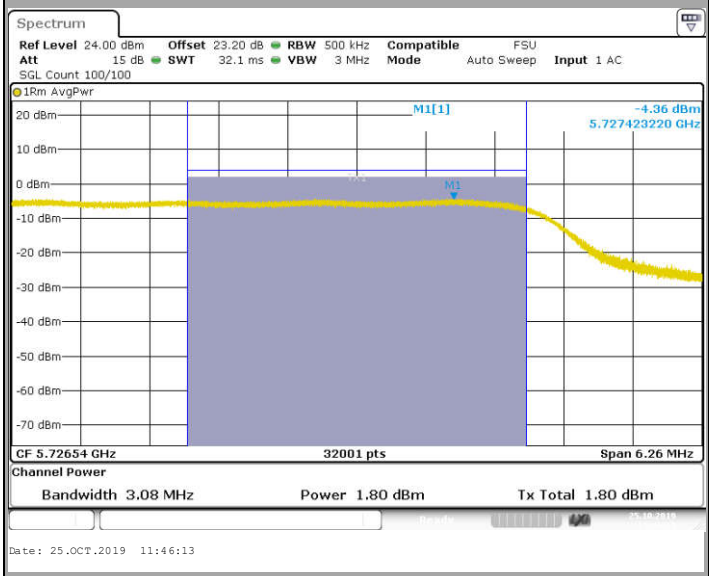	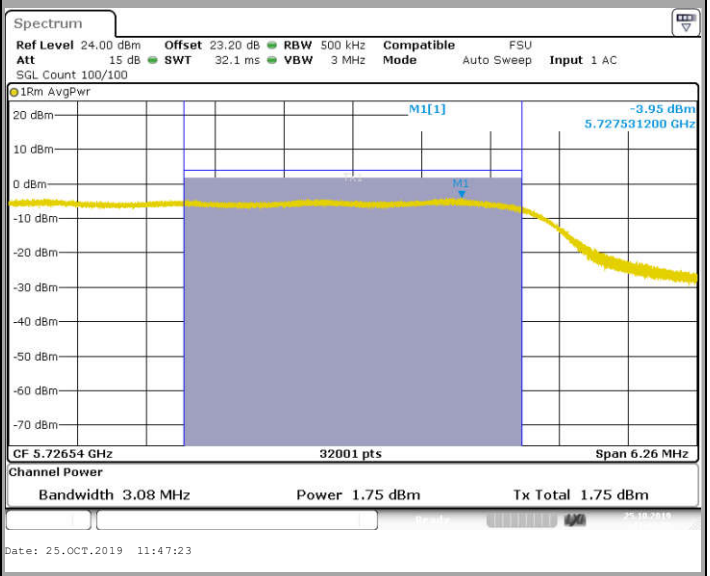

802.11ac VHT80	
C29 (RBW = 1MHz)	
Tx1	Tx2
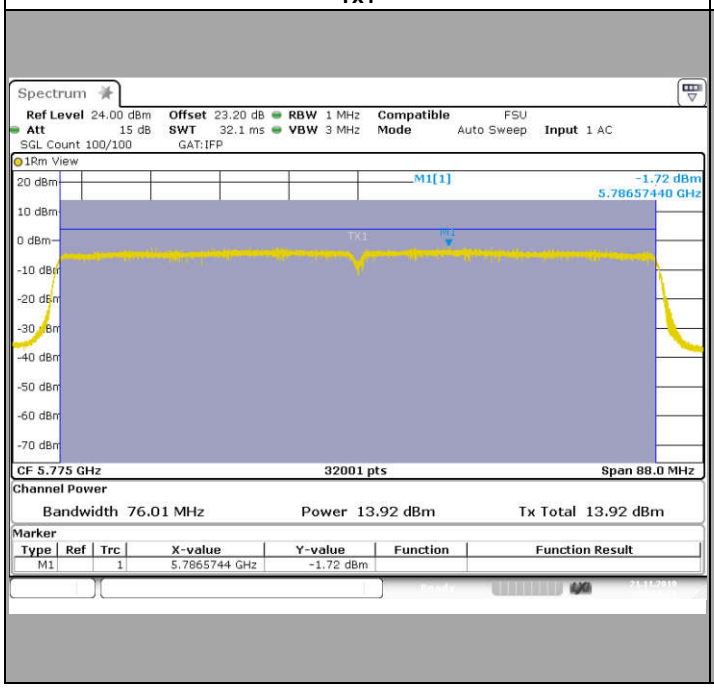	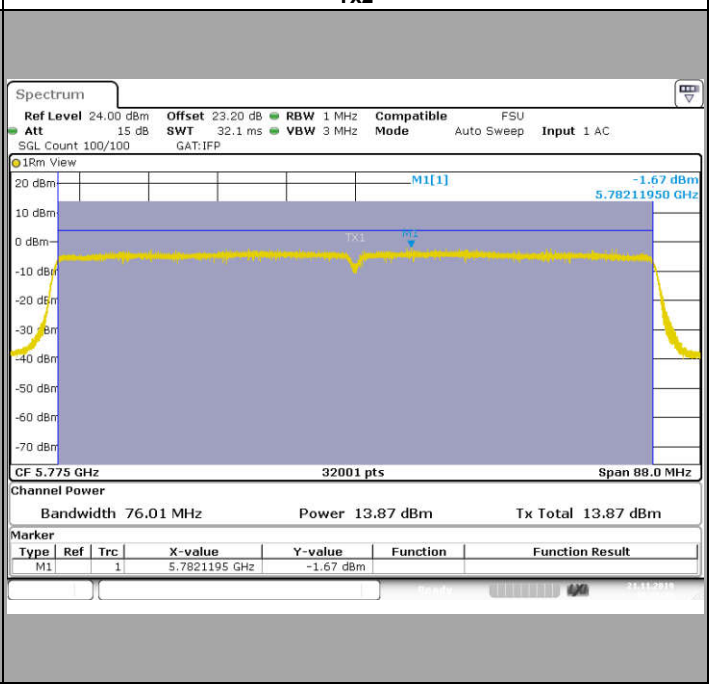

802.11ac VHT80	
C29 (RBW = 500kHz)	
Tx1	Tx2
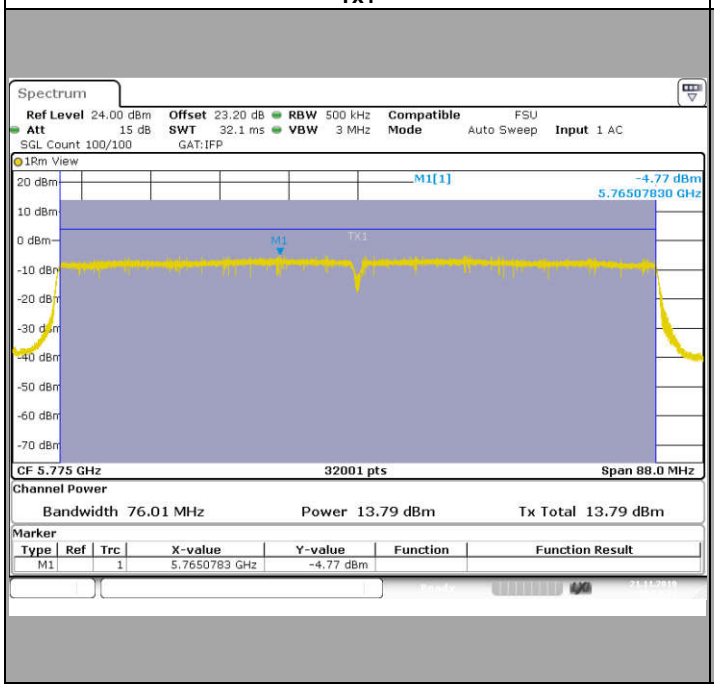	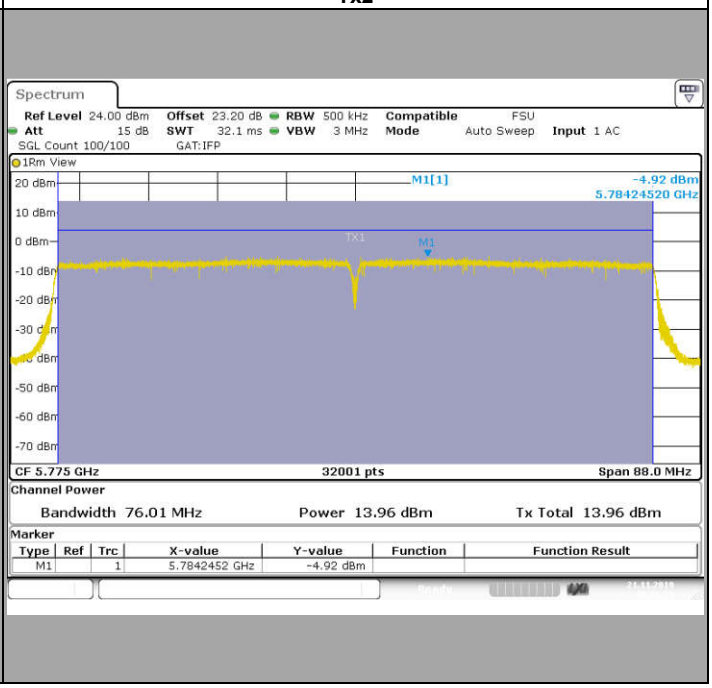

Maximum Conducted Output Power :

802.11a

Channel	Tx1 (dBm)	Tx2 (dBm)	TxAll (dBm)	AG (dBi)	Tx Limit FCC (dBm)	Tx Limit RSS (dBm)	Tx EIRP (dBm)	TPC requirement	EIRP Limit RSS (dBm)
C1	12,12	11,77	15,0	5,4	24,0		20,3		23
C2	12,14	11,89	15,0	5,35	24,0		20,4		23
C3	12,4	12,12	15,3	5,35	24,0		20,6		23
C4	13,35	13,92	16,7	5,35	24	24	22,0	TPC si EIRP>27dBm	23
C5	13,99	13,69	16,9	5,35	24	24	22,2	TPC si EIRP>27dBm	23
C6	14,3	13,84	17,1	5,35	24	24	22,4	TPC si EIRP>27dBm	23
C7	13,52	13,57	16,6	7	23	23	23,6	TPC si EIRP>27dBm	30
C8	16,58	16,61	19,6	7	23	23	26,6	TPC si EIRP>27dBm	30
C9	12,7	12,76	15,7	7	23	23	22,7	TPC si EIRP>27dBm	30
C10 Straddle 5470MHz-5725MHz	15,48	16,08	18,8	7	23	23	25,8	TPC si EIRP>27dBm	30
C10 Straddle 5725MHz-5850MHz	8,95	9,18	12,1	7	29	29	19,1	TPC si EIRP>27dBm	30
C11	15,94	16,19	19,1	7	29	29			
C12	15,74	15,84	18,8	7	29	29			
C13	15,5	15,8	18,7	7	29	29			

802.11n HT20/ac VHT20

Channel	Tx1 (dBm)	Tx2 (dBm)	TxAll (dBm)	AG (dBi)	Tx Limit FCC (dBm)	Tx Limit RSS (dBm)	Tx EIRP (dBm)	EIRP Limit FCC (dBm)	EIRP Limit RSS (dBm)
C1	12,64	12,14	15,4	5,4	24,0		20,8		23
C2	12,15	12,1	15,1	5,35	24,0		20,5		23
C3	12,43	12,39	15,4	5,35	24,0		20,8		23
C4	14,02	13,6	16,8	5,35	24	24	22,2	TPC si EIRP>27dBm	23
C5	14,19	13,87	17,0	5,35	24	24	22,4	TPC si EIRP>27dBm	23
C6	14,07	13,78	16,9	5,35	24	24	22,3	TPC si EIRP>27dBm	23
C7	13,83	14,01	16,9	7	23	23	23,9	TPC si EIRP>27dBm	30
C8	16,58	16,68	19,6	7	23	23	26,6	TPC si EIRP>27dBm	30
C9	12,02	12,37	15,2	7	23	23	22,2	TPC si EIRP>27dBm	30
C10 Straddle 5470MHz-5725MHz	15,44	15,26	18,4	7	23	23	25,4	TPC si EIRP>27dBm	30
C10 Straddle 5725MHz-5850MHz	9,44	9,28	12,4	7	29	29	19,4	TPC si EIRP>27dBm	30
C11	16,1	15,8	19,0	7	29	29			
C12	15,48	15,78	18,6	7	29	29			
C13	15,32	15,55	18,4	7	29	29			

802.11n HT40/ac VHT40

Channel	Tx1 (dBm)	Tx2 (dBm)	TxAll (dBm)	AG (dBi)	Tx Limit FCC (dBm)	Tx Limit RSS (dBm)	Tx EIRP (dBm)	EIRP Limit FCC (dBm)	EIRP Limit RSS (dBm)
C14	10,9	10,63	13,8	5,35	24,0		19,1		23
C15	14,57	14,32	17,5	5,35	24,0		22,8		23
C16	14,26	13,79	17,0	5,35	24	24	22,4	TPC si EIRP>27dBm	23
C17	12,32	12,35	15,3	5,35	24	24	20,7	TPC si EIRP>27dBm	23
C18	11,6	11,68	14,7	7	23	23	21,7	TPC si EIRP>27dBm	30
C19	16,67	16,47	19,6	7	23	23	26,6	TPC si EIRP>27dBm	30
C20	13,41	13,41	16,4	7	23	23	23,4	TPC si EIRP>27dBm	30
C21 Straddle 5470MHz-5725MHz	15,95	16,1	19,0	7	23	23	26,0	TPC si EIRP>27dBm	30
C21 Straddle 5725MHz-5850MHz	4,49	4,49	7,5	7	29	29	14,5	TPC si EIRP>27dBm	30
C22	16,33	16,27	19,3	7	29	29			
C23	16,08	16,41	19,3	7	29	29			

802.11ac VHT80

Channel	Tx1 (dBm)	Tx2 (dBm)	TxAll (dBm)	AG (dBi)	Tx Limit FCC (dBm)	Tx Limit RSS (dBm)	Tx EIRP (dBm)	EIRP Limit FCC (dBm)	EIRP Limit RSS (dBm)
C24	10,62	10,18	13,4	5,35	24,0		18,8		23
C25	11,03	12,16	14,6	5,35	24	24	20,0	TPC si EIRP>27dBm	23
C26	10,36	11,3	13,9	7,00	23	23	20,9	TPC si EIRP>27dBm	30
C27	14,78	14,87	17,8	7,00	23	23	24,8	TPC si EIRP>27dBm	30
C28 Straddle 5470MHz-5725MHz	16,43	16,24	19,3	7,00	23	23	26,3	TPC si EIRP>27dBm	30
C28 Straddle 5725MHz-5850MHz	1,68	1,71	4,7	7,00	29	29	11,7		30
C29	13,92	13,87	16,9	7,00	29	29	23,9		30

Power Spectral Density

802.11a

Channel	Tx1 (dBm/MHz)	Tx2 (dBm/MHz)	TxAll (dBmMHz)	AG (dBi)	Tx Limit FCC (dBm/MHz)	Tx Limit RSS (dBm/MHz)	Tx EIRP (dBm/MHz)	EIRP Limit RSS (dBm/MHz)
C1	1,22	1,1	4,2	5,4	11,0		9,5	10
C2	1,39	1,12	4,3	5,35	11,0		9,6	10
C3	1,43	1,33	4,4	5,35	11,0		9,7	10
C4	2,34	3,17	5,8	5,35	11	11	11,1	
C5	3,04	2,84	6,0	5,35	11	11	11,3	
C6	3,37	3,03	6,2	5,35	11	11	11,6	
C7	2,58	2,89	5,7	7	10	10	12,7	
C8	5,69	5,9	8,8	7	10	10	15,8	
C9	1,98	1,87	4,9	7	10	10	11,9	
C10 Straddle 5470MHz-5725MHz	5,71	6,2	9,0	7	10	10	16,0	
C10 Straddle 5725MHz-5850MHz	2,26	2,23	5,3	7	29 (/500kHz)	29 (/500kHz)		
C11	2,28	2,63	5,5	7	29 (/500kHz)	29 (/500kHz)		
C12	2,21	2,32	5,3	7	29 (/500kHz)	29 (/500kHz)		
C13	1,99	2,58	5,3	7	29 (/500kHz)	29 (/500kHz)		

802.11n HT20/ac VHT20

Channel	Tx1 (dBm/MHz)	Tx2 (dBm/MHz)	TxAll (dBmMHz)	AG (dBi)	Tx Limit FCC (dBm/MHz)	Tx Limit RSS (dBm/MHz)	Tx EIRP (dBm/MHz)	EIRP Limit RSS (dBm/MHz)
C1	1,52	1,16	4,4	5,35	11,0		9,7	10
C2	1,04	0,95	4,0	5,35	11,0		9,4	10
C3	1,37	1,22	4,3	5,35	11,0		9,7	10
C4	2,79	2,42	5,6	5,35	11	11	11,0	
C5	3,14	2,64	5,9	5,35	11	11	11,3	
C6	2,96	2,63	5,8	5,35	11	11	11,2	
C7	2,61	2,98	5,8	7	10	10	12,8	
C8	5,5	5,59	8,6	7	10	10	15,6	
C9	0,89	1,14	4,0	7	10	10	11,0	
C10 Straddle 5470MHz-5725MHz	5,39	5,23	8,3	7	10	10	15,3	
C10 Straddle 5725MHz-5850MHz	1,86	1,46	4,7	7	29 (/500kHz)	29 (/500kHz)		
C11	2,03	1,96	5,0	7	29 (/500kHz)	29 (/500kHz)		
C12	1,57	1,91	4,8	7	29 (/500kHz)	29 (/500kHz)		
C13	1,43	1,61	4,5	7	29 (/500kHz)	29 (/500kHz)		

802.11n HT40/ac VHT40

Channel	Tx1 (dBm/MHz)	Tx2 (dBm/MHz)	TxAll (dBmMHz)	AG (dBi)	Tx Limit FCC (dBm/MHz)	Tx Limit RSS (dBm/MHz)	Tx EIRP (dBm/MHz)	EIRP Limit RSS (dBm/MHz)
C14	-3	-3,24	-0,1	5,35	11,0		5,2	10
C15	1,11	1,17	4,2	5,35	11,0		9,5	10
C16	0,98	0,44	3,7	5,35	11	11	9,1	
C17	-0,52	-0,57	2,5	5,35	11	11	7,8	
C18	-1,59	-1,08	1,7	7	10	10	8,7	
C19	3,51	2,8	6,2	7	10	10	13,2	
C20	0,1	-0,36	2,9	7	10	10	9,9	
C21 Straddle 5470MHz-5725MHz	2,23	0,37	4,4	7	10	10	11,4	
C21 Straddle 5725MHz-5850MHz	-1,93	-2,04	1,0	7	29 (/500kHz)	29 (/500kHz)	8,0	
C22	2,15	1,25	4,7	7	29 (/500kHz)	29 (/500kHz)		
C23	0,16	1,32	3,8	7	29 (/500kHz)	29 (/500kHz)		

802.11ac VHT80

Channel	Tx1 (dBm/MHz)	Tx2 (dBm/MHz)	TxAll (dBmMHz)	AG (dBi)	Tx Limit FCC (dBm/MHz)	Tx Limit RSS (dBm/MHz)	Tx EIRP (dBm/MHz)	EIRP Limit RSS (dBm/MHz)
C24	-5,93	-5,54	-2,7	5,35	11,0		2,6	10
C25	-6,06	-4,65	-2,3	5,35	11	11	3,1	
C26	-4,46	-2,42	-0,3	7,00	10	10	6,7	
C27	-1,21	-0,18	2,3	7,00	10	10	9,3	
C28 Straddle 5470MHz-5725MHz	-0,36	-0,48	2,6	7,00	10	10	9,6	
C28 Straddle 5725MHz-5850MHz	-4,36	-3,95	-1,1	7,00	29 (/500kHz)	29 (/500kHz)		
C29	-4,77	-4,92	-1,8	7,00	29 (/500kHz)	29 (/500kHz)		

8.6. CONCLUSION

Maximum Conducted Output Power, Maximum Power Spectral Density, Maximum EIRP, Maximum EIRP Power Spectral Density measurement performed on the sample of the product **SAGEMCOM Mini Sound Box MSBDV00,** SN: **253837310**, in configuration and description presented in this test report, show levels **compliant** to the **47 CFR PART 15.407 & RSS 247 ISSUE 2** limits.

9. AC POWER LINE CONDUCTED EMISSIONS

9.1. TEST CONDITIONS

Test performed by	: Laurent Deneux
Date of test	: October 18, 2019
Ambient temperature	: 21°C
Relative humidity	: 47%

9.2. TEST SETUP

The product has been tested according to ANSI C63.10 (2013) method. The EUT is placed on the ground reference plane, at 80cm from the LISN. The distance between the EUT and the vertical ground plane is 40cm. Auxiliaries are powered by another LISN. The cable has been shorted to 1meter length. The EUT is powered through the LISN. Measurement is made with a receiver in peak mode. This was followed by a Quasi-Peak, i.e. CISPR measurement for any strong signal. If the average limit is met when using a Quasi-Peak detector, the EUT shall be deemed to meet both limits and measurement with the average detector is unnecessary. The LISN (measure) is 50Ω / 50µH. Interconnecting cables and equipment's were moved to position that maximized emission.

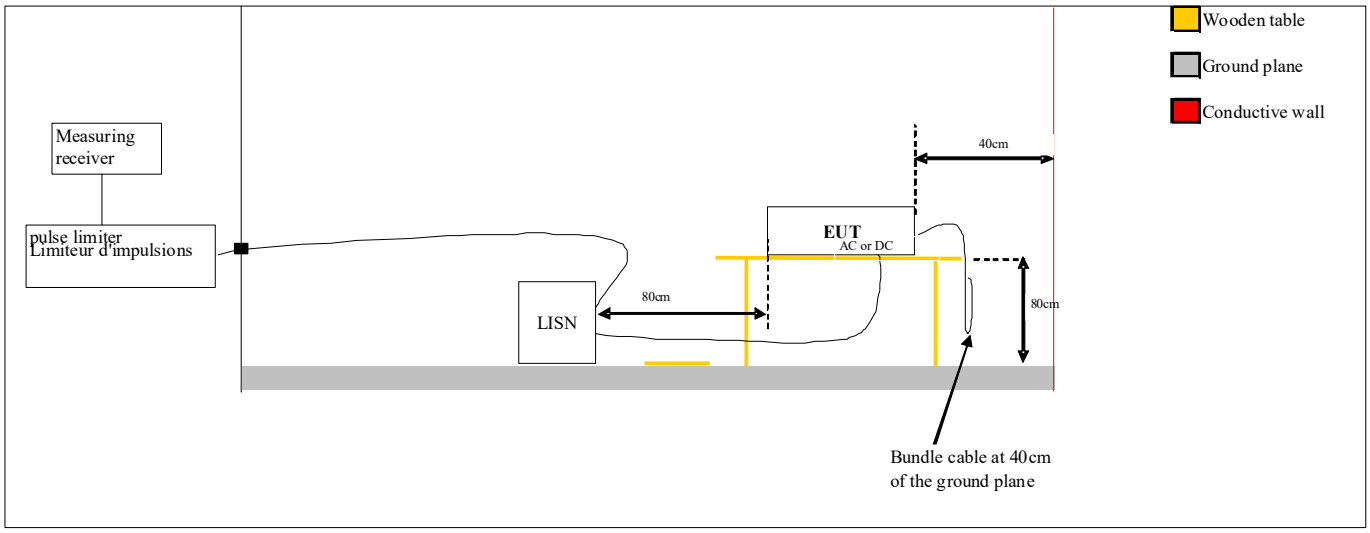



Photograph for AC Power Line Conducted Emissions (Front view)

Test set up of conducted emission on power supply

9.3. LIMIT

Frequency range	Level	Detector
0,15kHz to 0,5MHz	66dBµV to 56µV*	QPeak
	56dBµV to 46µV*	Average
0,5MHz to 5MHz	56dBµV	QPeak
	46dBµV	Average
5MHz to 30MHz	60BµV	QPeak
	50dBµV	Average

*Decreases with the logarithm of the frequency

9.4. TEST EQUIPMENT LIST

Test equipment used					
Description	**Manufacturer**	**Model**	**Identifier**	**Last Calibration date**	**Calibration due date**
EMI Test Receiver	ROHDE & SCHWARZ	ESIB26	A2642021	10/2018	10/2020
V ISLN	ROHDE & SCHWARZ	ESH2-Z5	C2322001	08/2018	08/2019
Limiter	ROHDE & SCHWARZ	ESH3-Z2	A2649008	03/2019	03/2020
Cable	-	-	A5329417	09/2018	09/2019
Cable	-	-	A5329589	09/2018	09/2019
Ground plane	LCIE	-	-	-	-

Note: In our quality system, the test equipment calibration due is more & less 2 months

9.5. DIVERGENCE, ADDITION OR SUPPRESSION ON THE TEST SPECIFICATION

☑ None ☐ Divergence:

9.6. RESULTS

120V/60Hz

Phase

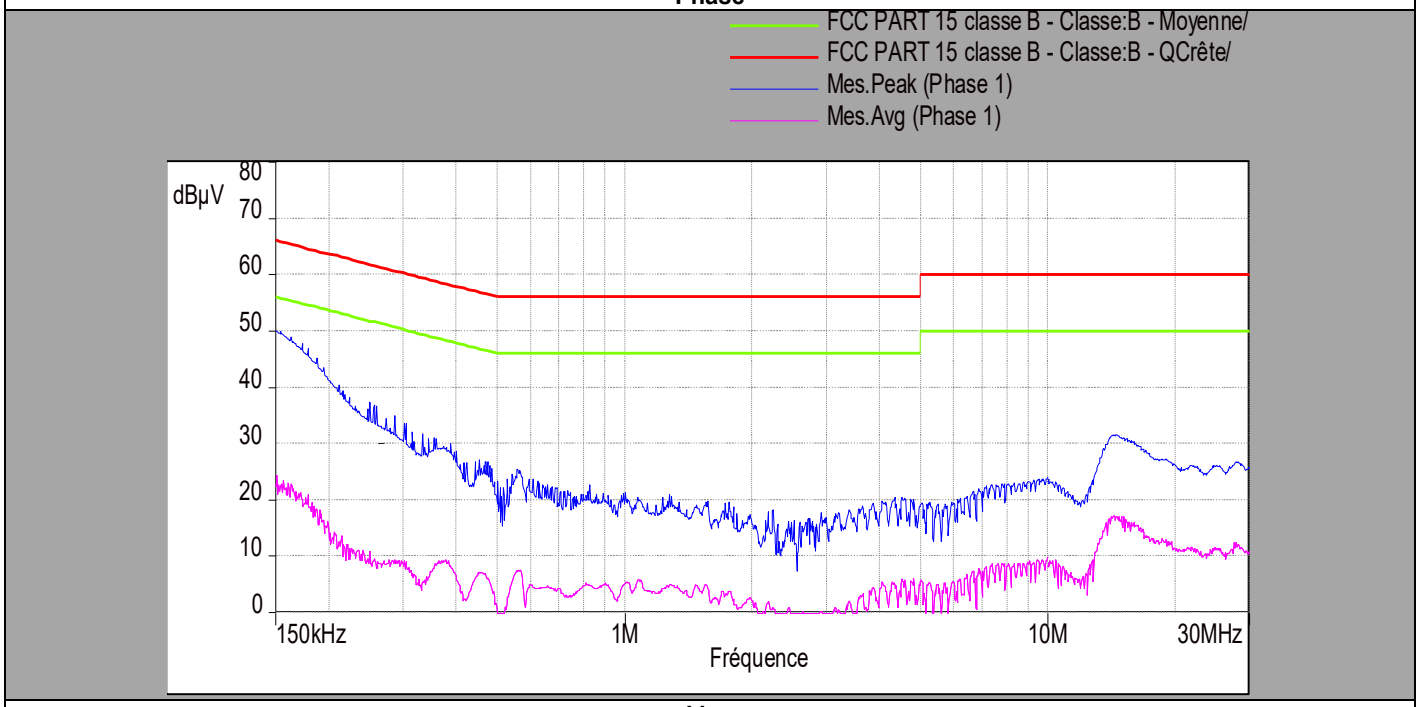

Line

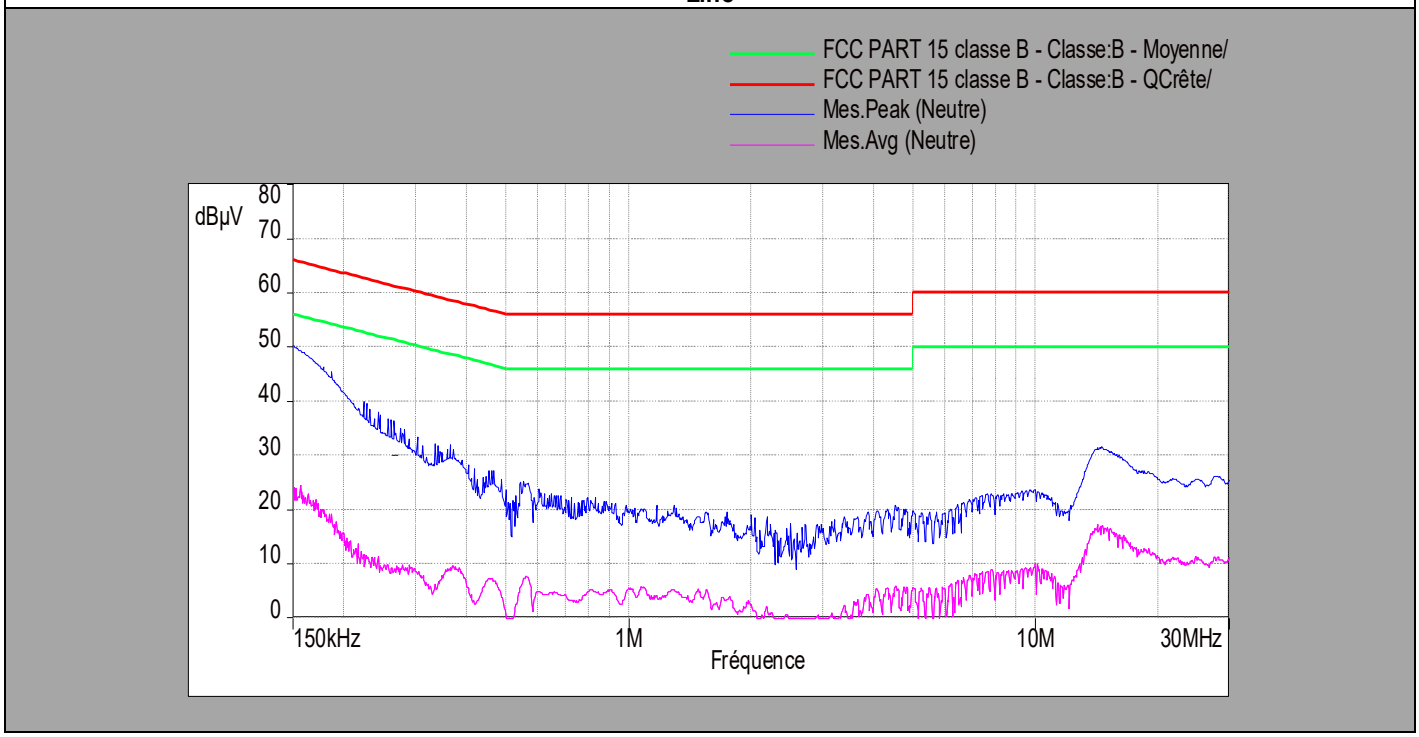

Result for Phase 120V/60Hz :

Frequency (MHz)	Peak Level (dBµV)	Quasi-Peak Level (dBµV)	Quasi-Peak Limit (dBµV)	Margin peak/Quasi Peak (dB)	Average Level (dBµV)	Average Limit (dBµV)	Margin Avg/Avg (dB)
0.15	50	-	66	16	22.3	56	33.7
0.56	24.6	-	56	31.4	7.4	46	38.6
5.52	19.6	-	56	36.4	5.4	46	40.6
14.3	31	-	60	29	16.4	50	33.6
21.7	26	-	60	34	11.5	50	38.5

Result for Line 120V/60Hz :

Frequency (MHz)	Peak Level (dBµV)	Quasi-Peak Level (dBµV)	Quasi-Peak Limit (dBµV)	Margin peak/Quasi Peak (dB)	Average Level (dBµV)	Average Limit (dBµV)	Margin Avg/Avg (dB)
0.15	50	-	66	16	23.4	56	32.6
0.56	24.4	-	56	31.6	7.4	46	38.6
4.55	20	-	56	36	5.7	46	40.3
14.25	31.25	-	60	28.75	17	50	33
21.88	25.5	-	60	34.5	11.2	50	38.8

240V/50Hz

Phase

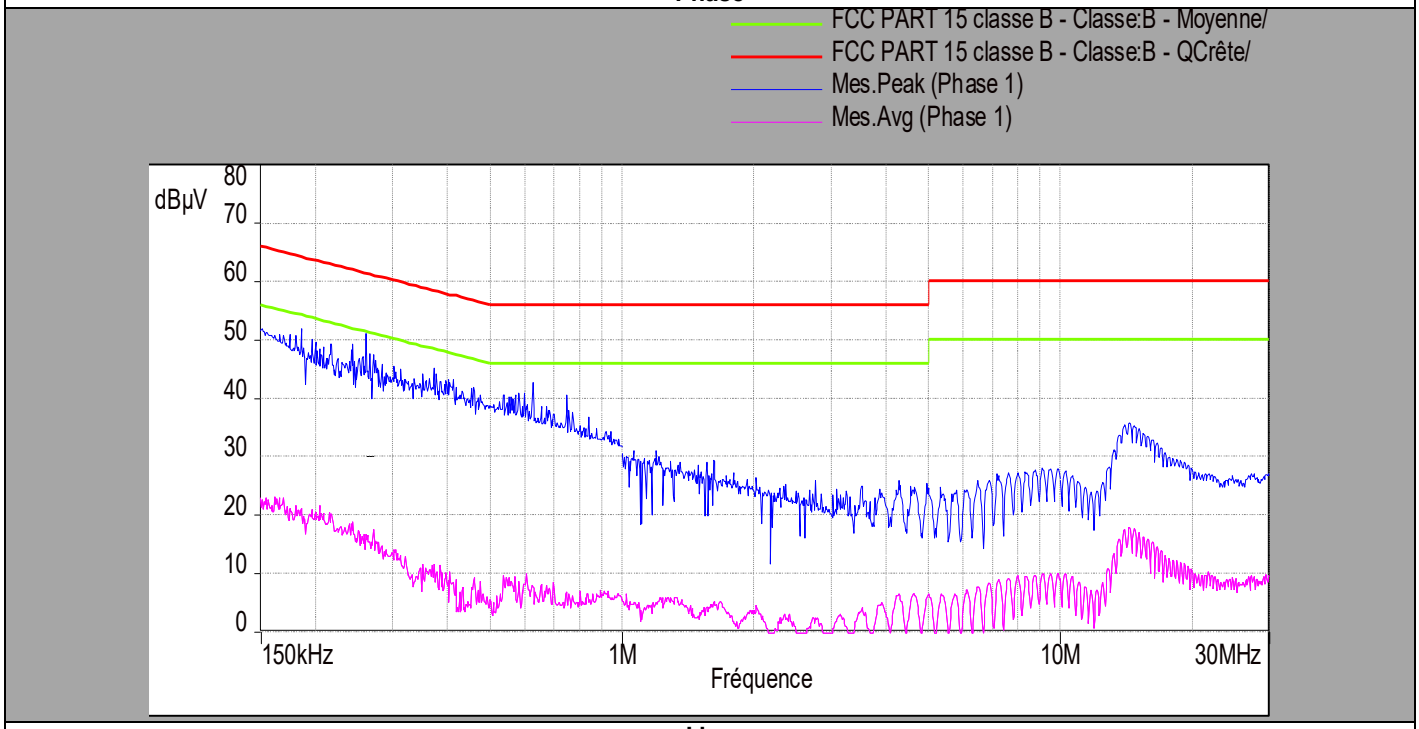

Line

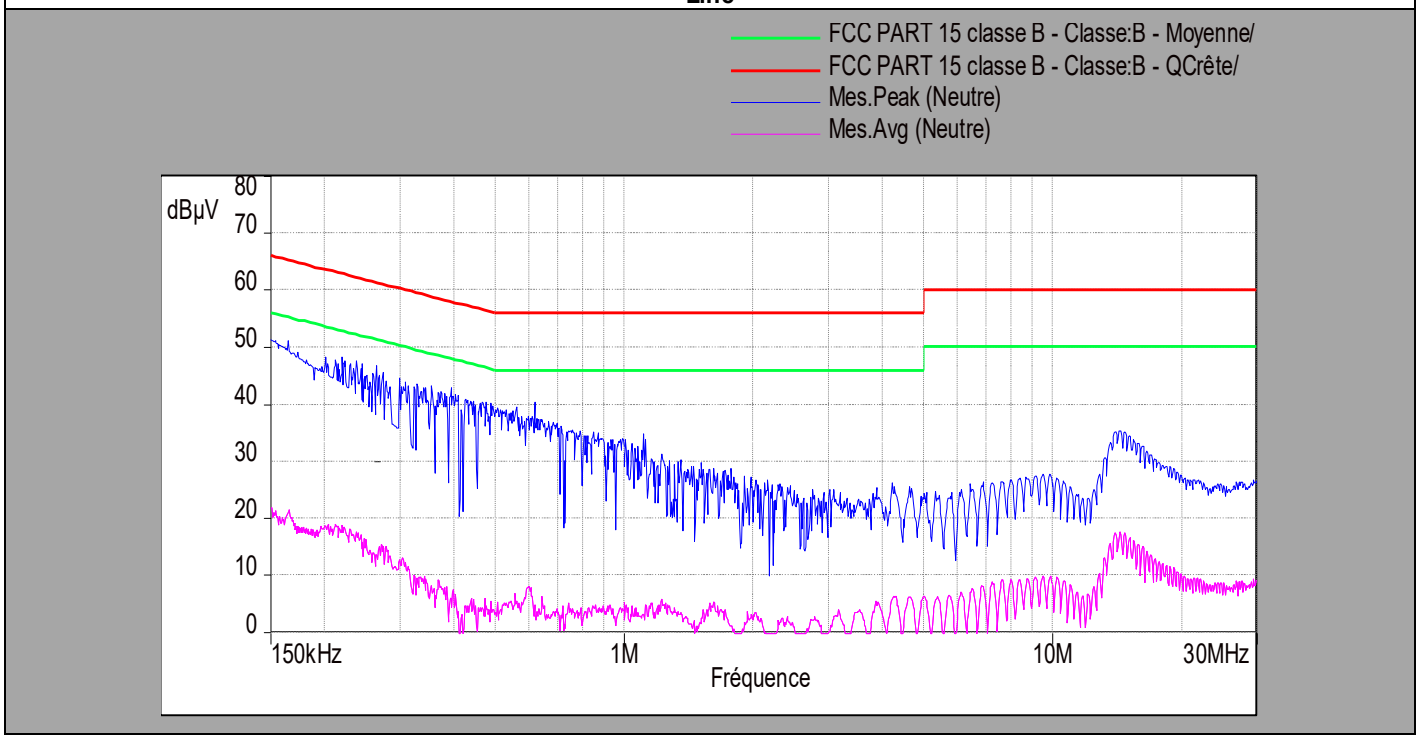

Result for Phase 240V/50Hz :

Frequency (MHz)	Peak Level (dBµV)	Quasi-Peak Level (dBµV)	Quasi-Peak Limit (dBµV)	Margin peak/Quasi Peak (dB)	Average Level (dBµV)	Average Limit (dBµV)	Margin Avg/Avg (dB)
0.154	51.3	-	65.9	14.6	22.8	55.9	33.1
0.261	51	-	61.4	10.4	16.7	51.4	34.7
0.626	42.7	-	56	13.3	10	46	36
8	28.7	-	60	31.3	10	50	40
14.4	35.5	-	60	24.5	17.4	50	32.6

Result for Line 240V/50Hz :

Frequency (MHz)	Peak Level (dBµV)	Quasi-Peak Level (dBµV)	Quasi-Peak Limit (dBµV)	Margin peak/Quasi Peak (dB)	Average Level (dBµV)	Average Limit (dBµV)	Margin Avg/Avg (dB)
0.15	51.3	-	66	14.7	21.8	56	34.2
0.61	40.3	-	56	15.7	8	46	38
1.25	28.3	-	56	27.7	5	46	41
9.52	27.5	-	60	32.5	9.7	50	40.3
14.4	35.3	-	60	24.7	17.6	50	32.4

9.7. CONCLUSION

Ac Power Line Conducted Emission measurement performed on the sample of the product **SAGEMCOM Mini Sound Box MSBDV00**, SN: **253837310**, in configuration and description presented in this test report, show levels **compliant** to the 47 CFR PART 15.247 & RSS 247 ISSUE 2 limits.

10. UNWANTED EMISSIONS & UNDESIRABLE EMISSION

10.1. TEST CONDITIONS

Test performed by	: Armand MAHOUNGOU & Laurent DENEUX
Date of test	: October 10, 2019 to October 18, 2019
Ambient temperature	: 26°C & 24°C
Relative humidity	: 52% & 49%

10.2. TEST SETUP

The product has been tested according to ANSI C63.10 (2013) and FCC part15 subpart C.
Test is performed in parallel, perpendicular and ground parallel axis with a loop antenna below 30MHz. Measurement bandwidth was 200Hz below 150kHz and 9kHz between 150kHz & 30MHz. The level has been maximised by the turntable rotation of 360 degrees range on the 3 axis of EUT. Antenna height was 1m. The EUT is placed **on an open area test site**. Distance between measuring antenna and the EUT is **3m**.
Test is performed in horizontal (H) and vertical (V) polarization with **bilog** between 30MHz & 1GHz and with a horn antenna above 1GHz. Measurement bandwidth was 120kHz below 1GHz and 1MHz above 1GHz. The level has been maximised by the turntable rotation of 360 degrees range on the 3 axis of EUT. Antenna height search was performed from 1 to 4m. The EUT is place at 1.5m high above 1GHz and at 0.8m high under 1GHz. The EUT is placed **in a full anechoic chamber** above 1GHz and **on an open area test site** from 30MHz to 1GHz. Distance between measuring antenna and the EUT is **3m** and **10m** respectively.
The product has been tested according to the FCC KDB 789033 D02 General UNII Test Procedures New Rules v02r01.
The following factor is applied to convert E[dBµV/m] to EIRP[dBm]. EIRP[dBm]= E[dBµV/m] + 20 log (d[meters]) -104.77

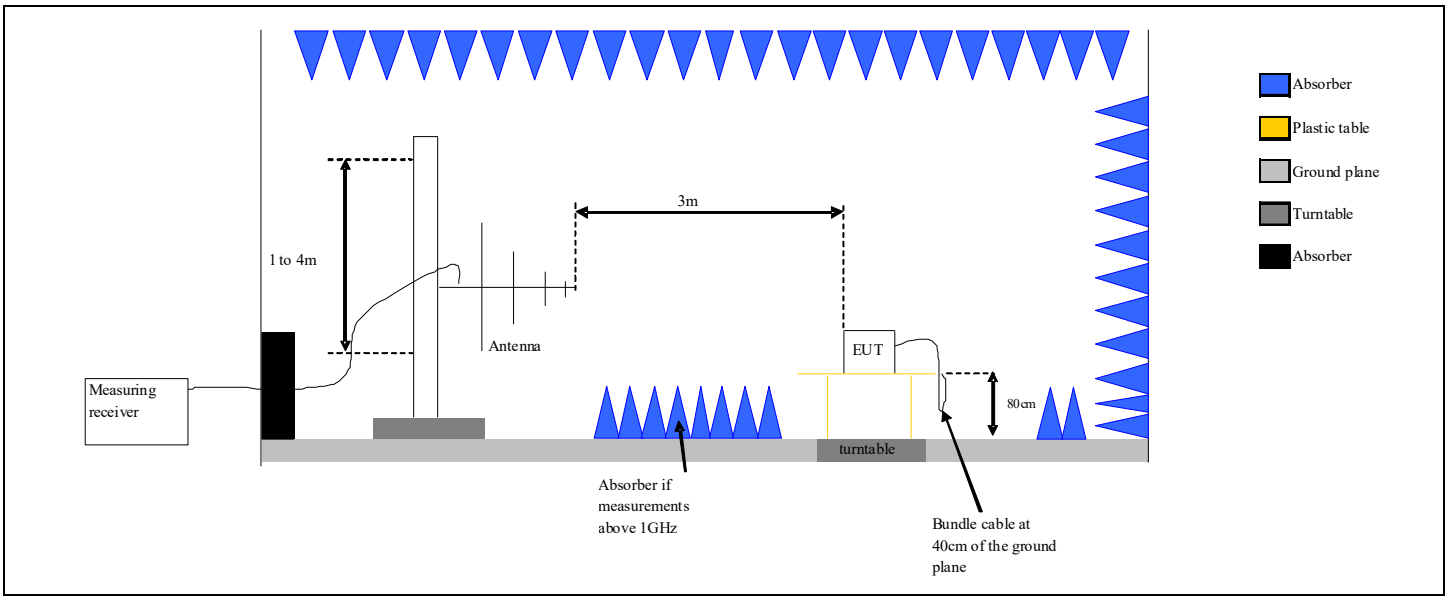

Test set up of Unwanted Emissions in Restricted Frequency Bands in semi anechoic chamber

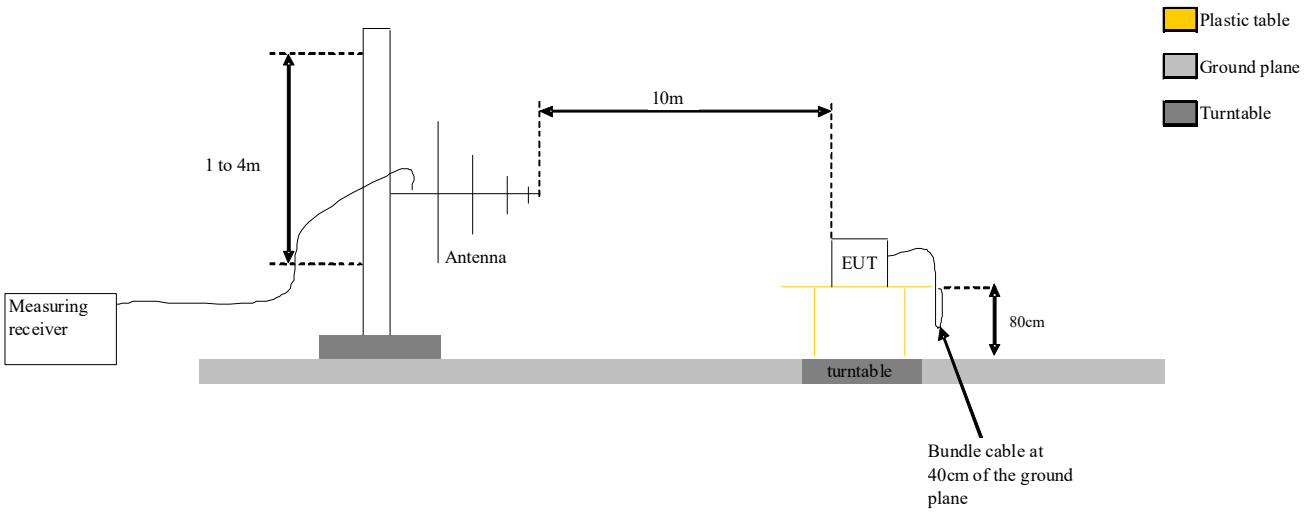

Test Set up for radiated measurement in open area test site

Photograph for Unwanted Emission in restricted frequency bands



Photograph for Unwanted Emissions & Undesirable Emission limits



Photograph for Unwanted Emissions & Undesirable Emission limits



Photograph for Unwanted Emissions & Undesirable Emission limits



Photograph for Unwanted Emissions & Undesirable Emission limits

10.3. LIMIT

Limit at 3m:
9kHz to 0,490MHz: 2400/F(kHz)µV/m (300m) or 20log(2400/F(kHz))dBµV/m (3m) QPeak
0,490MHz to 1.705MHz: 240000/F(kHz)µV/m (30m) or 20log(240000/F(kHz))dBµV/m (3m) QPeak
1.705MHz to 30MHz: 30µV/m (30m) or dBµV/m (3m) QPeak
30MHz to 88MHz: 40dBµV/m QPeak
88MHz to 216MHz: 43,5dBµV/m QPeak
216MHz to 960MHz: 46dBµV/m QPeak
960MHz to 1000MHz: 54dBµV/m QPeak
Above 1000MHz: 74dBµV/m Peak
54dBµV/m Average

Limit at 3m:
30MHz to 88MHz: 29.5dBµV/m QPeak
88MHz to 216MHz: 33dBµV/m QPeak
216MHz to 960MHz: 35.5dBµV/m QPeak
960MHz to 1000MHz: 43.5dBµV/m QPeak
Above 1000MHz: 63.5BµV/m Peak
43.5BµV/m Average

Limit (dBm):
5150MHz-5250MHz: Shall not exceed EIRP of -27dBm/MHz outside of the band
5250MHz-5350MHz: Shall not exceed EIRP of -27dBm/MHz outside of the band
5470MHz-5725MHz: Shall not exceed EIRP of-27dBm/MHz outside of the band

FCC 15.407
5725MHz-5850MHz: Shall not exceed EIRP of-27 dBm/MHz at 75 MHz or more above or below the band edge increasing linearly to 10 dBm/MHz at 25 MHz above or below the band edge, and from 25 MHz above or below the band edge increasing linearly to a level of 15.6 dBm/MHz at 5 MHz above or below the band edge, and from 5 MHz above or below the band edge increasing linearly to a level of EIRP of 27 dBm/MHz at the band edge.

RSS 247
5725MHz-5850MHz: Within the frequency range from the band edge to 10 MHz above or below the band edge shall not exceed an EIRP of −17 dBm/MHz; for frequencies 10 MHz or greater above or below the band edge, emissions shall not exceed an EIRP. of −27 dBm/MHz.

10.4. TEST EQUIPMENT LIST

DESCRIPTION	MANUFACTURER	MODEL	N° LCIE	Cal_Date	Cal_Due
Full anachoic chamber	SIEPEL	-	D3044019	2018/10	2022/10
Preamplifier	Bonn Elektronik	BLNA 3018-8F305	A7080053	2018/12	2020/12
Horn antenna	AH SYSTEMS	SAS 571	C2042041	2017/09	2019/09
Horn antenna (18-26,5GHz)	PASTERNACK	PE9852/2F-20	C2042048	2017/12	2019/12
Horn antenna (26,5-40GHz)	PASTERNACK	PE9852/2F-20	C2042052	2018/09	2020/09
EMI receiver	ROHDE & SCHWARZ	FSV40GHz	A4060061	2019/05	2021/05
Cable S36 chamber	PASTERNACK	PE360-1500CM	A5329870	2019/01	2020/01
Cable S36 chamber	PASTERNACK	PE360-1000CM	A5329871	2019/01	2020/01
Cable S36 chamber	PASTERNACK	PE360-3000CM	A5329872	2019/01	2020/01
High Pass Filter 5GHz	MICRO-TRONICS	-	A7484059	2018/12	2020/12
Open test site	LCIE	-	F2000400	2019-06	2020-06
EMI Test Receiver	ROHDE & SCHWARZ	ESIB26	A2642021	2018-10	2020-10
Bilog antenna	CHASE	CBL 6112A	C2040040	2019-04	2020-04
Cable	-	-	A5329442	2018-09	2019-09
Cable	-	-	A5329444	2018-09	2019-09
Cable	-	-	A5329876	2018-11	2019-11
loop antenna	RHODE & SCHWARZ	HFH2-Z2	C2040007	2018-11	2020-11
Cable	-	-	A5329442	2018-09	2019-09
Cable	-	-	A5329416	2018-12	2019-12

Note: In our quality system, the test equipment calibration due is more & less 2 months

10.5. DIVERGENCE, ADDITION OR SUPPRESSION ON THE TEST SPECIFICATION

☑ None ☐ Divergence:

10.6. RESULTS

Below 1GHz
802.11n HT40
Vertical Polarization & Horizontal polarization

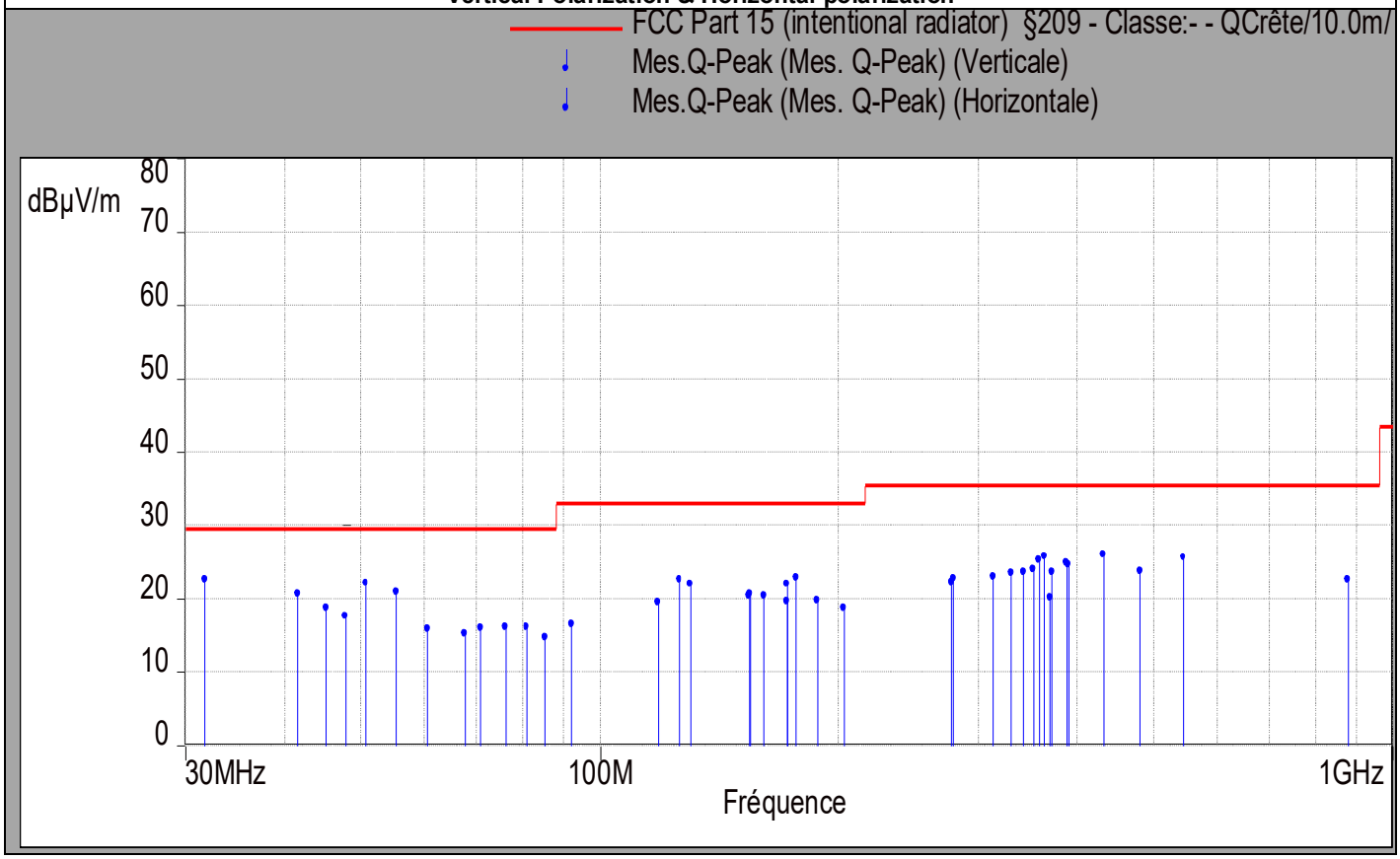

Above 1GHz

802.11a

C1/C2/C3

Vertical Polarization

FCC/FCC 15.209 5150MHz-5350MHz Band - Classe:1 - Moyenne/3.0m/
FCC/FCC 15.209 5150MHz-5350MHz Band - Classe:1 - Crête/3.0m/
Mes.Peak _Channel Low - Verticale (Verticale)
Mes.Avg _Channel Low - Verticale (Verticale)
Mes.Peak _Channel Mid - Verticale (Verticale)
Mes.Avg _Channel Mid - Verticale (Verticale)
Mes.Peak _Channel High - Verticale (Verticale)
Mes.Avg _Channel High - Verticale (Verticale)

Description Sous-bande 2
Fréquences:5.1 GHz - 5.4 GHz (Mode analyseur) 32001 Points
Réglages: RBW: 1MHz, VBW: 3MHz, Durée balayage : 2 ms/Pts, Atténuation : 0 dB, Nombre de Balayages : 1, Preamp : (
Polarisation:Verticale
Distance: 3 m

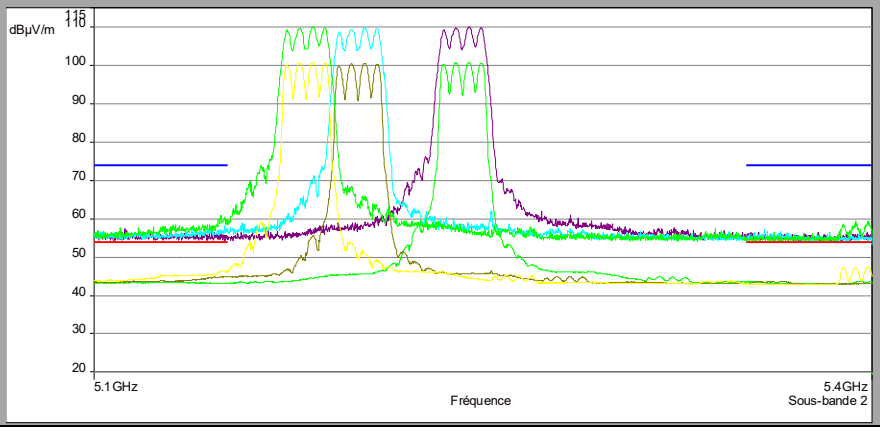

Horizontal polarization

FCC/FCC 15.209 5150MHz-5350MHz Band - Classe:1 - Moyenne/3.0m/
FCC/FCC 15.209 5150MHz-5350MHz Band - Classe:1 - Crête/3.0m/
Mes.Peak _Channel Low - Horizontale (Horizontale)
Mes.Avg _Channel Low - Horizontale (Horizontale)
Mes.Peak _Channel Mid - Horizontale (Horizontale)
Mes.Avg _Channel Mid - Horizontale (Horizontale)
Mes.Peak _Channel High - Horizontale (Horizontale)
Mes.Avg _Channel High - Horizontale (Horizontale)

Description Sous-bande 1
Fréquences:5.1 GHz - 5.4 GHz (Mode analyseur) 32001 Points
Réglages: RBW: 1MHz, VBW: 3MHz, Durée balayage : 2 ms/Pts, Atténuation : 0 dB, Nombre de Balayages : 1, Preamp : (
Polarisation:Horizontale
Distance: 3 m

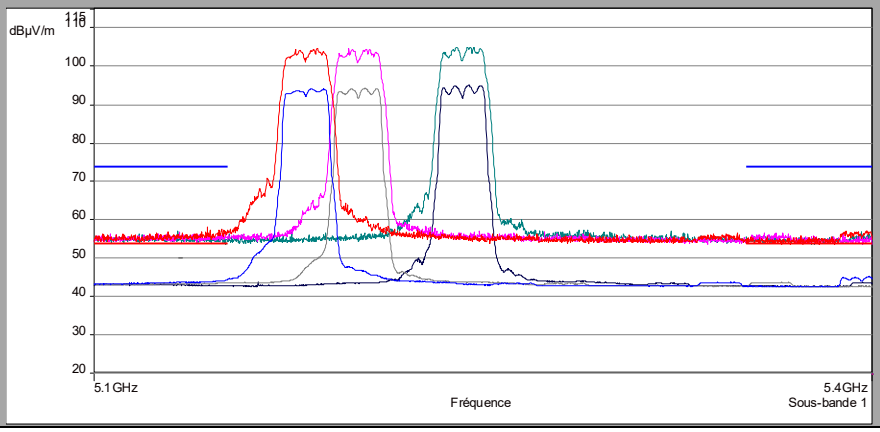

Above 1GHz

802.11a

C4/C5/C6

Vertical Polarization

FCC/FCC 15.209 5150MHz-5350MHz Band - Classe:1 - Moyenne/3.0m/
FCC/FCC 15.209 5150MHz-5350MHz Band - Classe:1 - Crête/3.0m/
Mes.Peak _Channel Low - Verticale (Verticale)
Mes.Avg _Channel Low - Verticale (Verticale)
Mes.Peak _Channel Mid - Verticale (Verticale)
Mes.Avg Channel Mid - Verticale (Verticale)
Mes.Peak _Channel High - Verticale (Verticale)
Mes.Avg _Channel High - Verticale (Verticale)

Description Sous-bande 2
Fréquences:5.1 GHz - 5.4 GHz (Mode analyseur) 32001 Points
Réglages: RBW: 1MHz, VBW: 3MHz, Durée balayage : 2 ms/Pts, Atténuation : 0 dB, Nombre de Balayages : 1, Preamp : (
Polarisation:Verticale
Distance: 3 m

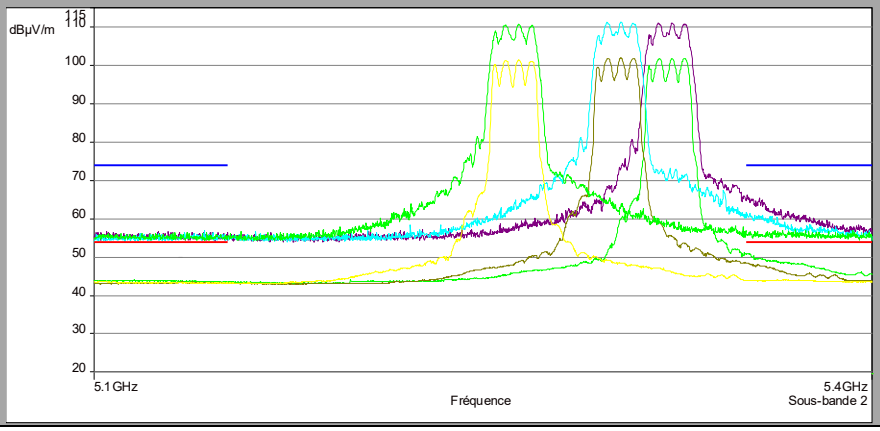

Horizontal polarization

FCC/FCC 15.209 5150MHz-5350MHz Band - Classe:1 - Moyenne/3.0m/
FCC/FCC 15.209 5150MHz-5350MHz Band - Classe:1 - Crête/3.0m/
Mes.Peak _Channel Low - Horizontale (Horizontale)
Mes.Avg _Channel Low - Horizontale (Horizontale)
Mes.Peak _Channel Mid - Horizontale (Horizontale)
Mes.Avg Channel Mid - Horizontale (Horizontale)
Mes.Peak _Channel High - Horizontale (Horizontale)
Mes.Avg _Channel High - Horizontale (Horizontale)

Description Sous-bande 1
Fréquences:5.1 GHz - 5.4 GHz (Mode analyseur) 32001 Points
Réglages: RBW: 1MHz, VBW: 3MHz, Durée balayage : 2 ms/Pts, Atténuation : 0 dB, Nombre de Balayages : 1, Preamp : (
Polarisation:Horizontale
Distance: 3 m

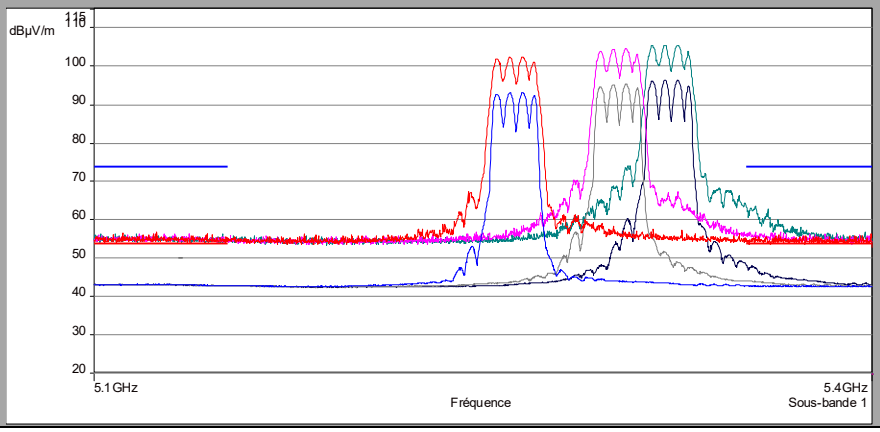

Above 1GHz

802.11a

C7/C8/C9

Vertical Polarization

FCC/FCC 15.209 5470MHz-5725MHz Band - Classe:1 - Moyenne/3.0m/
FCC/FCC 15.209 5470MHz-5725MHz Band - Classe:1 - Crête/3.0m/
Mes.Peak _Channel Low - Verticale (Verticale)
Mes.Avg _Channel Low - Verticale (Verticale)
Mes.Peak _Channel Mid - Verticale (Verticale)
Mes.Avg _Channel Mid - Verticale (Verticale)
Mes.Peak _Channel High - Verticale (Verticale)
Mes.Avg _Channel High - Verticale (Verticale)

Description Sous-bande 2
Fréquences:5.45 GHz - 5.8 GHz (Mode analyseur) 32001 Points
Réglages: RBW: 1MHz, VBW: 3MHz, Durée balayage : 2 ms/Pts, Atténuation : 0 dB, Nombre de Balayages : 1, Preamp : (
Polarisation:Verticale
Distance: 3 m

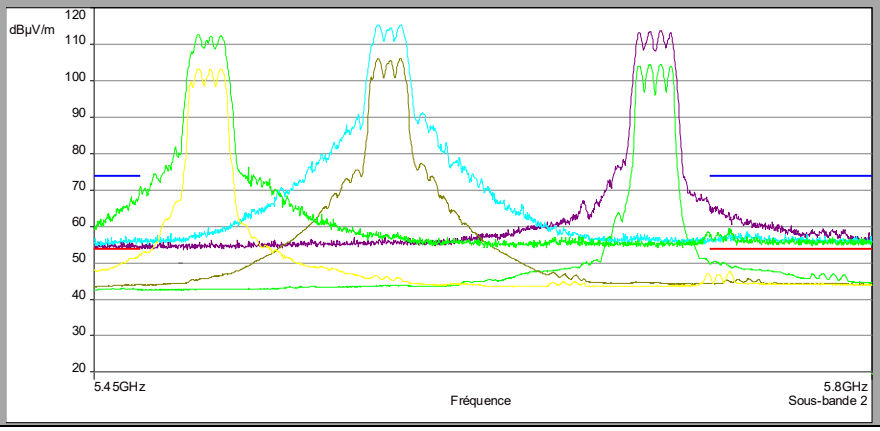

Horizontal polarization

FCC/FCC 15.209 5470MHz-5725MHz Band - Classe:1 - Moyenne/3.0m/
FCC/FCC 15.209 5470MHz-5725MHz Band - Classe:1 - Crête/3.0m/
Mes.Peak _Channel Low - Horizontale (Horizontale)
Mes.Avg _Channel Low - Horizontale (Horizontale)
Mes.Peak _Channel Mid - Horizontale (Horizontale)
Mes.Avg _Channel Mid - Horizontale (Horizontale)
Mes.Peak _Channel High - Horizontale (Horizontale)
Mes.Avg _Channel High - Horizontale (Horizontale)

Description Sous-bande 1
Fréquences:5.45 GHz - 5.8 GHz (Mode analyseur) 32001 Points
Réglages: RBW: 1MHz, VBW: 3MHz, Durée balayage : 2 ms/Pts, Atténuation : 0 dB, Nombre de Balayages : 1, Preamp : (
Polarisation:Horizontale
Distance: 3 m

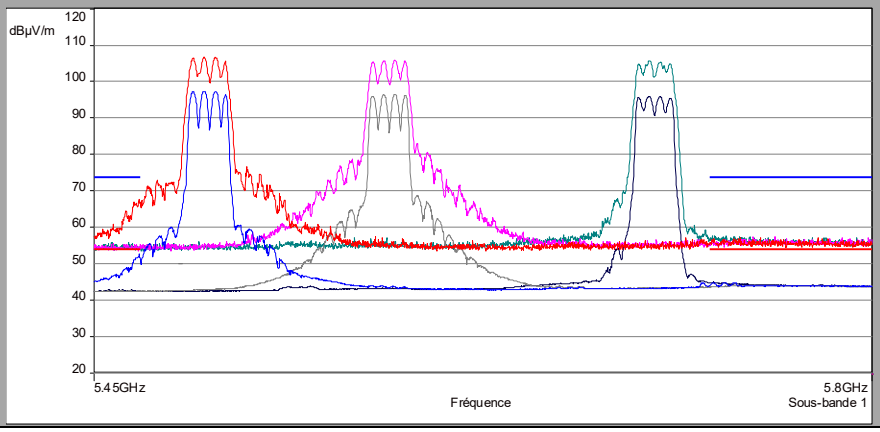

Above 1GHz

802.11a

C10

Vertical Polarization

FCC/FCC 15.209 5470MHz-5850MHz Straddle - Classe:1 - Moyenne/3.0m/
FCC/FCC 15.209 5470MHz-5850MHz Straddle - Classe:1 - Crête/3.0m/
Mes.Peak (Verticale)
Mes.Avg (Verticale)

Description Sous-bande 2
Fréquences:5.45 GHz - 5.9 GHz (Mode analyseur) 32001 Points
Réglages: RBW: 1MHz, VBW: 3MHz, Durée balayage : 1 ms/Pts, Atténuation : 0 dB, Nombre de Balayages : 1, Preamp : C
Polarisation:Verticale
Distance: 3 m

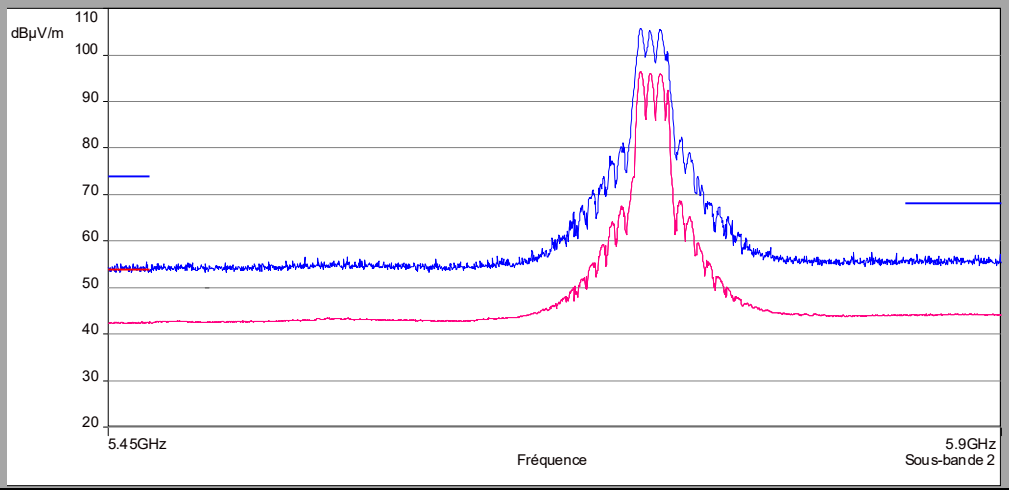

Horizontal polarization

FCC/FCC 15.209 5470MHz-5850MHz Straddle - Classe:1 - Moyenne/3.0m/
FCC/FCC 15.209 5470MHz-5850MHz Straddle - Classe:1 - Crête/3.0m/
Mes.Peak (Horizontale)
Mes.Avg (Horizontale)

Description Sous-bande 1
Fréquences:5.45 GHz - 5.9 GHz (Mode analyseur) 32001 Points
Réglages: RBW: 1MHz, VBW: 3MHz, Durée balayage : 1 ms/Pts, Atténuation : 0 dB, Nombre de Balayages : 1, Preamp : C
Polarisation:Horizontale
Distance: 3 m

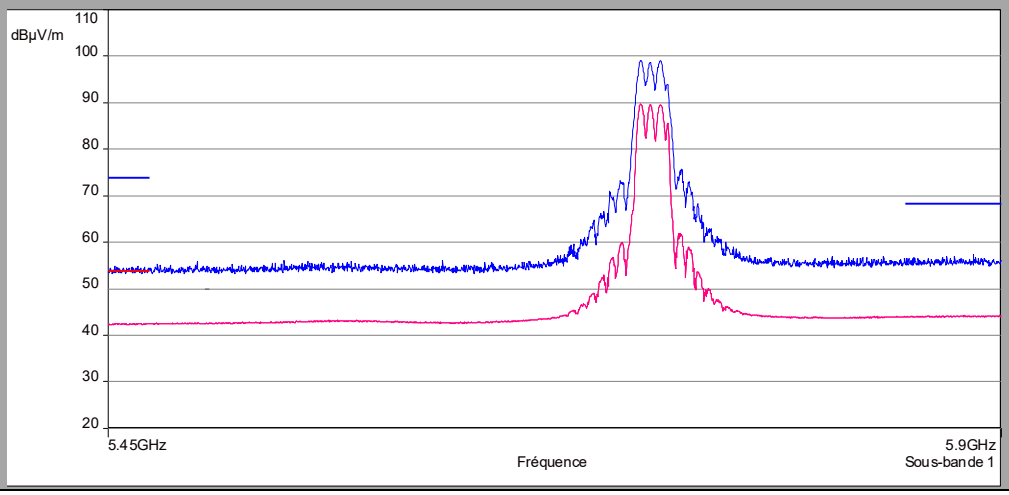

Above 1GHz

802.11a

C11/C12/C13

Vertical Polarization

FCC/FCC 15.407 b (4) (i) 5725MHz-5850MHz - Classe:1 - Crête/3.0m/
Mes.Avg C11 - Verticale (Verticale)
Mes.Peak C11 - Verticale (Verticale)
Mes.Avg C12 - Verticale (Verticale)
Mes.Peak C12 - Verticale (Verticale)
Mes.Avg C13 - Verticale (Verticale)
Mes.Peak C13 - Verticale (Verticale)

Description Sous-bande 2
Fréquences: 5.45 GHz - 6 GHz (Mode analyseur) 32001 Points
Réglages: RBW: 1MHz, VBW: 3MHz, Durée balayage : 2 ms/Pts, Atténuation : 0 dB, Nombre de Balayages : 1, Preamp : C
Polarisation: Verticale
Distance: 3 m

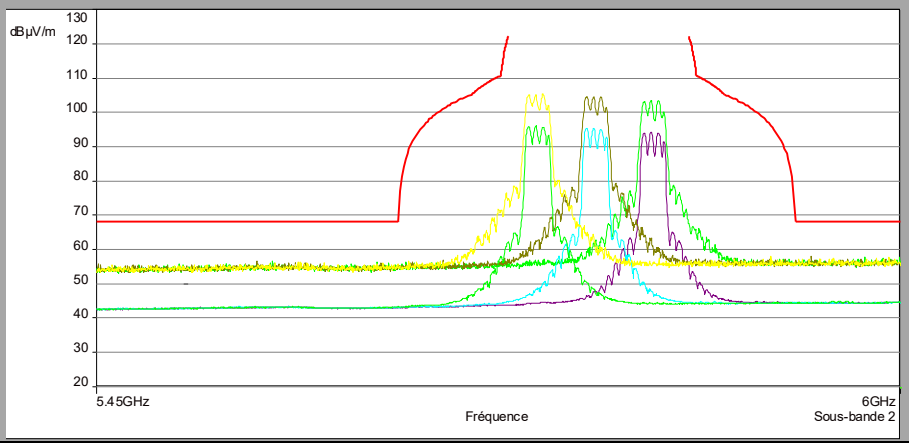

Horizontal polarization

FCC/FCC 15.407 b (4) (i) 5725MHz-5850MHz - Classe:1 - Crête/3.0m/
Mes.Avg C11 - Horizontale (Horizontale)
Mes.Peak C11 - Horizontale (Horizontale)
Mes.Avg C12 - Horizontale (Horizontale)
Mes.Peak C12 - Horizontale (Horizontale)
Mes.Avg C13 - Horizontale (Horizontale)
Mes.Peak C13 - Horizontale (Horizontale)

Description Sous-bande 1
Fréquences: 5.45 GHz - 6 GHz (Mode analyseur) 32001 Points
Réglages: RBW: 1MHz, VBW: 3MHz, Durée balayage : 2 ms/Pts, Atténuation : 0 dB, Nombre de Balayages : 1, Preamp : C
Polarisation: Horizontale
Distance: 3 m

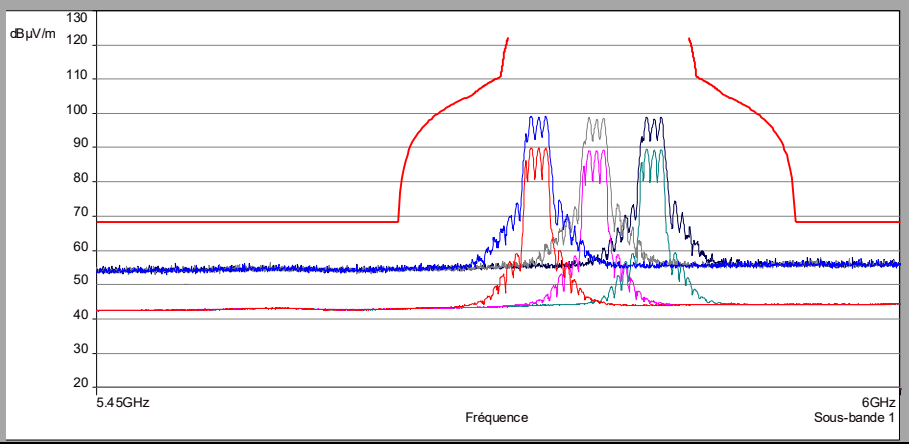

Above 1GHz
802.11a
C1
Vertical Polarization

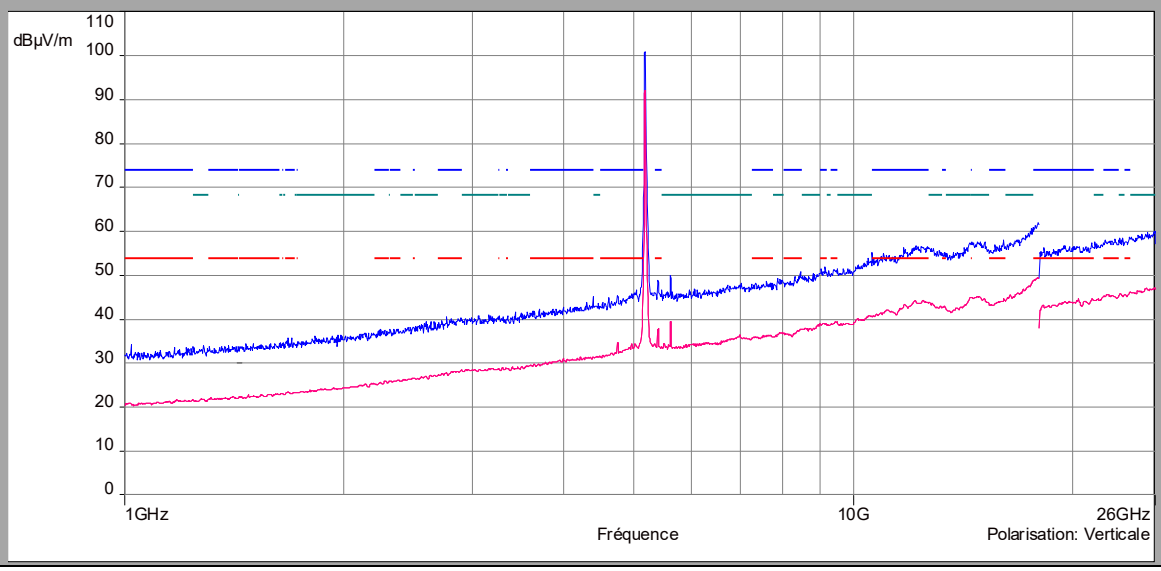

Horizontal polarization

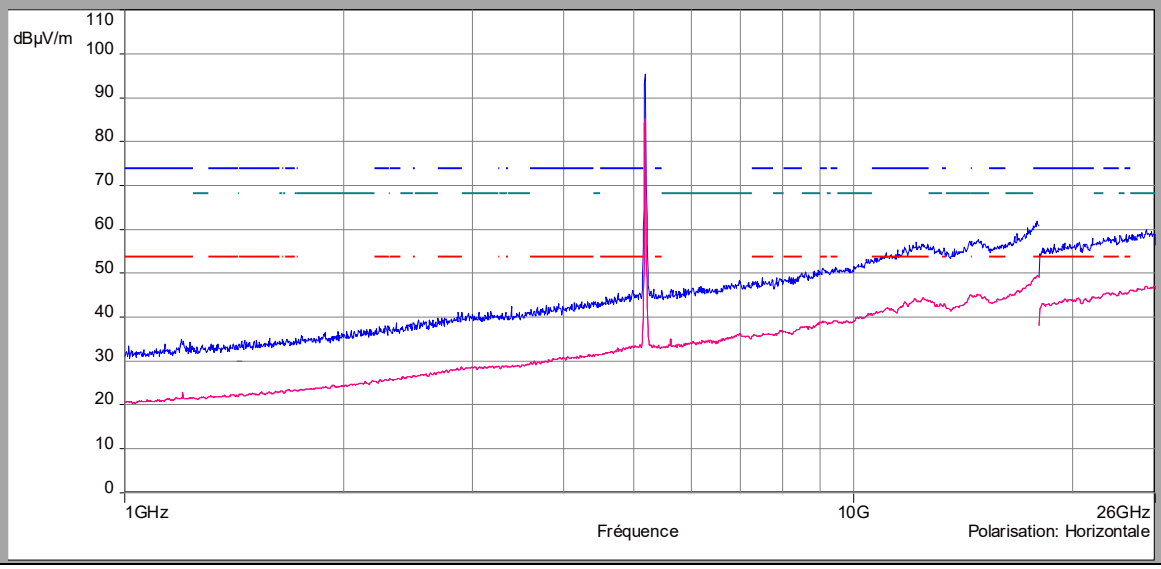

Above 1GHz
802.11a
C2
Vertical Polarization

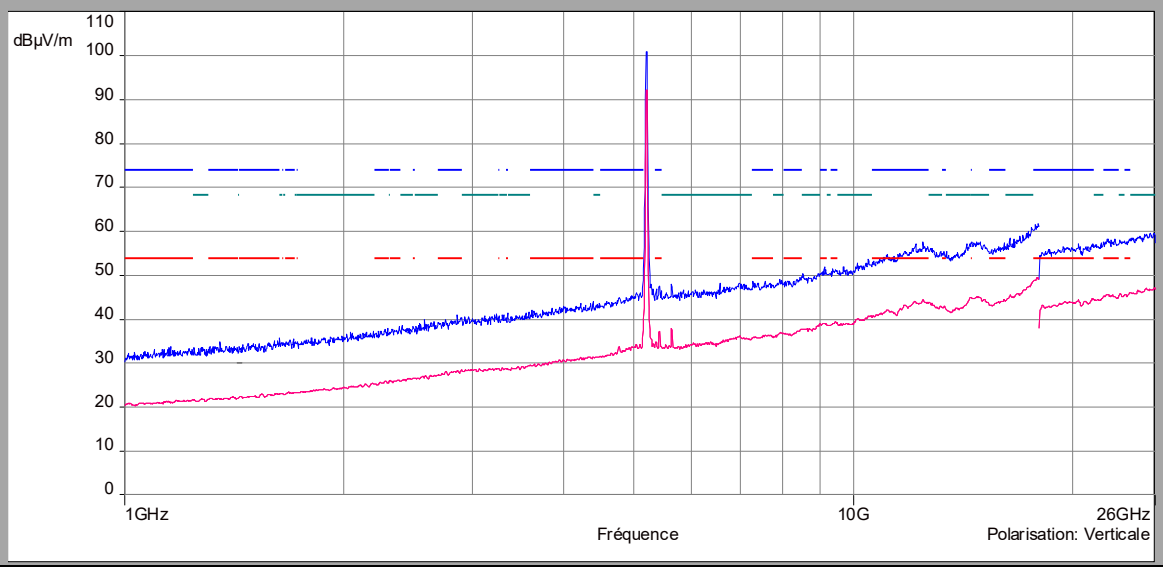

Horizontal polarization

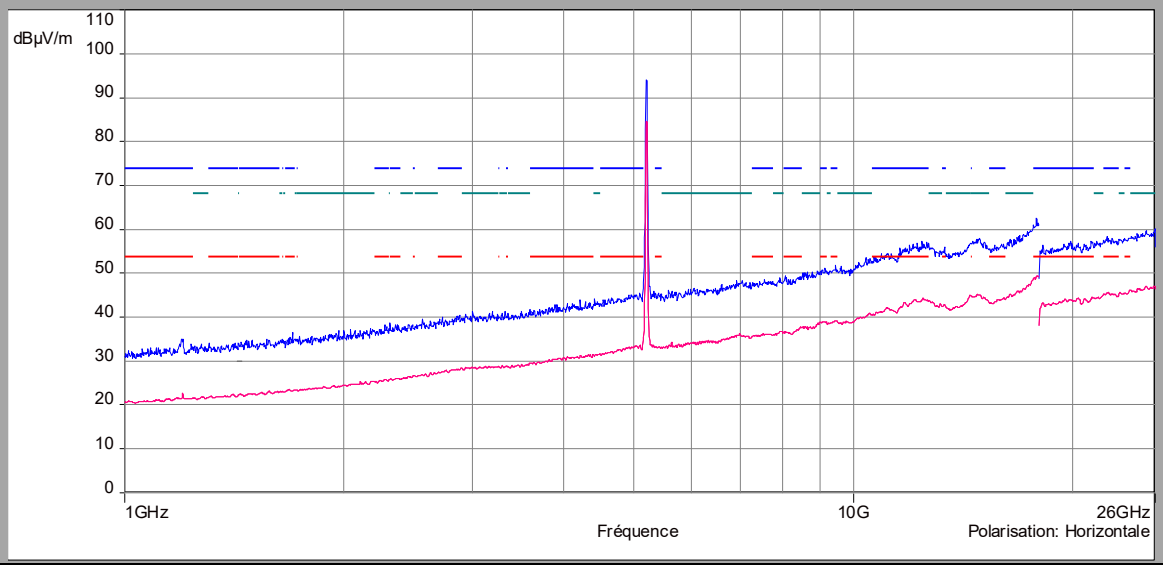

Above 1GHz
802.11a
C3
Vertical Polarization

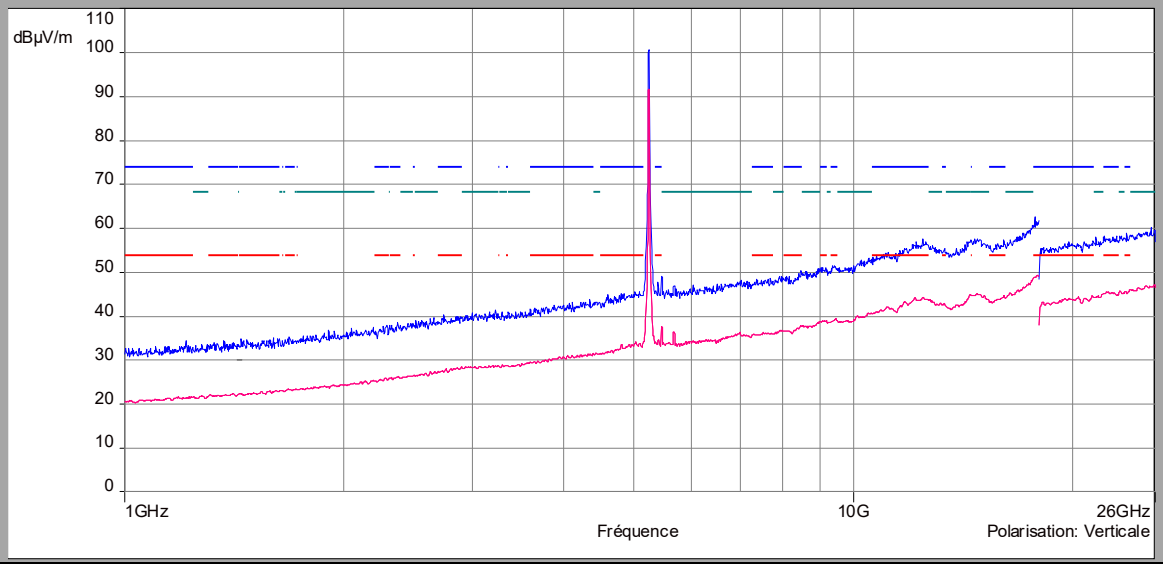

Horizontal polarization

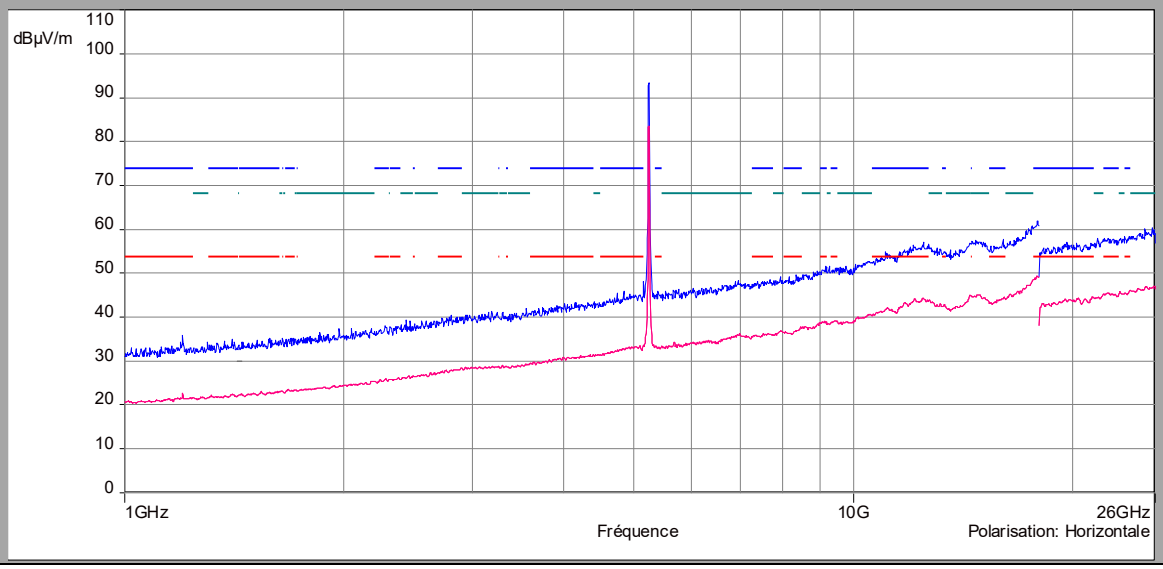

Above 1GHz
802.11a
C4
Vertical Polarization

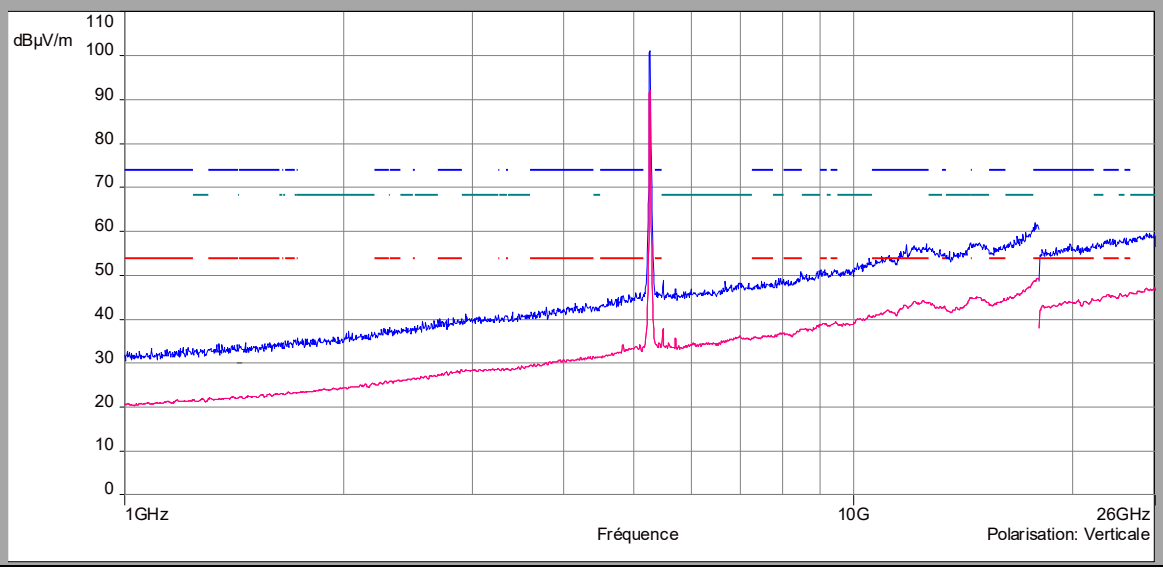

Horizontal polarization

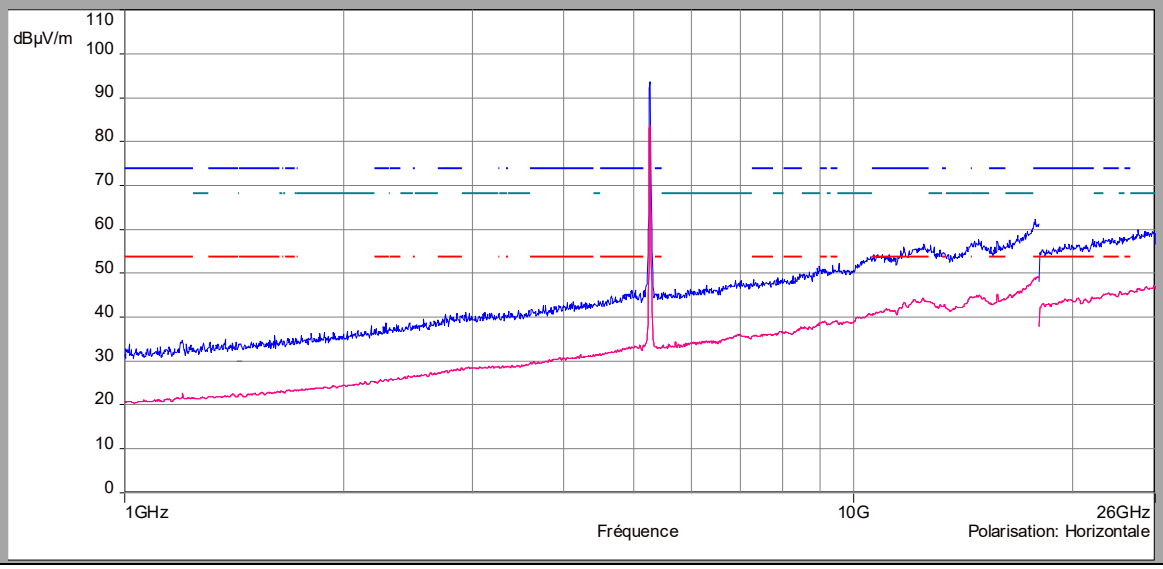

Above 1GHz
802.11a
C5
Vertical Polarization

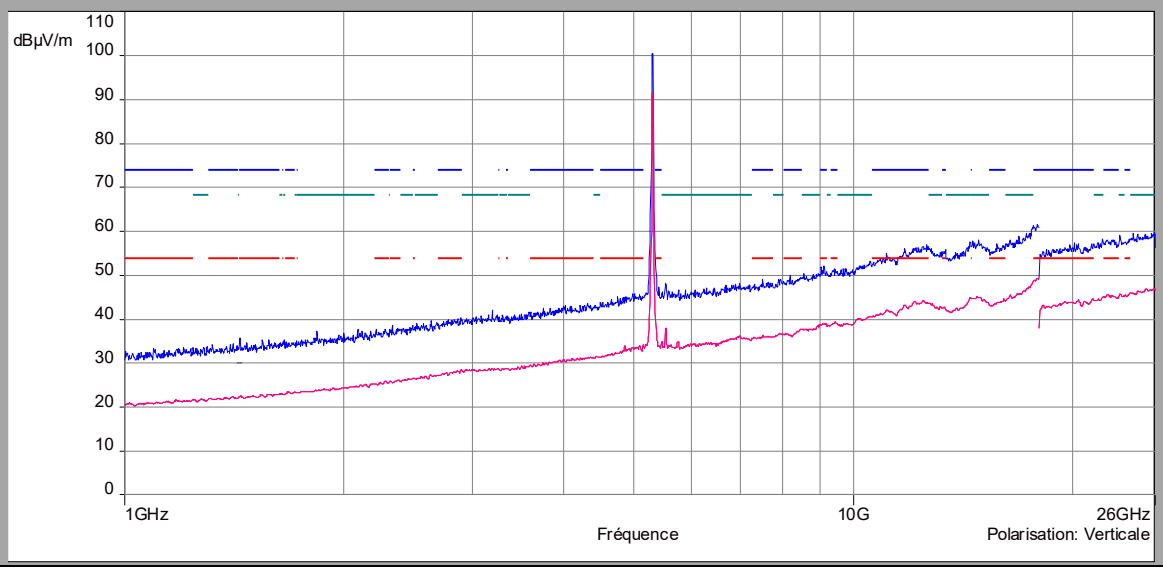

Horizontal polarization

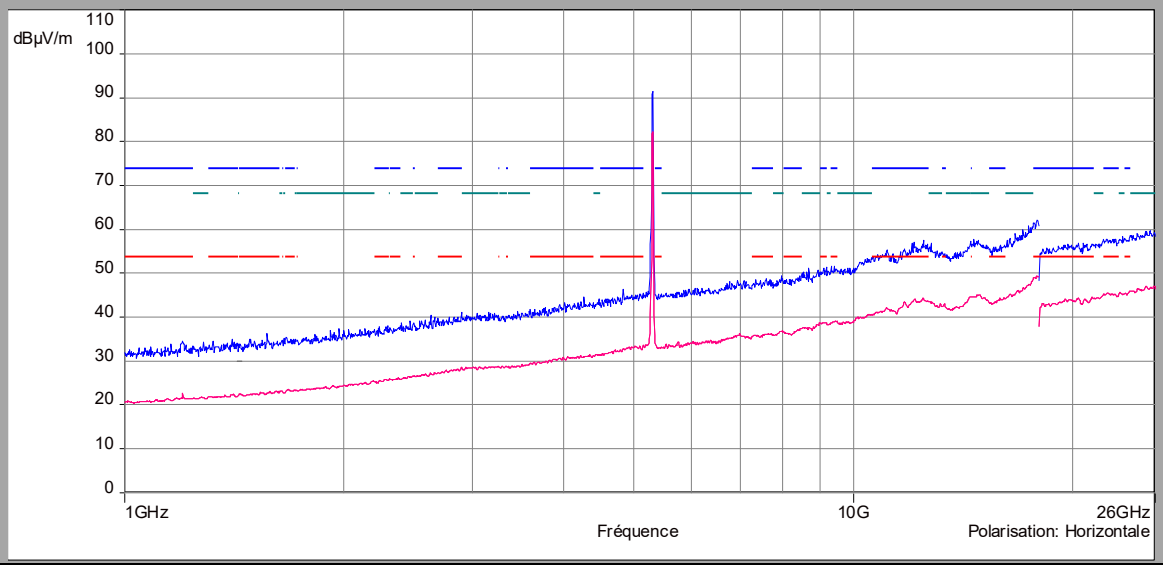

Above 1GHz
802.11a
C6
Vertical Polarization

FCC/FCC non restricted frequency band 5150-5350 - Classe:1 - Crête/3.0m/
FCC/FCC restricted frequency band - Classe:1 - Moyenne/3.0m/
FCC/FCC restricted frequency band - Classe:1 - Crête/3.0m/
Mes.Peak (Verticale)
Mes.Avg (Verticale)

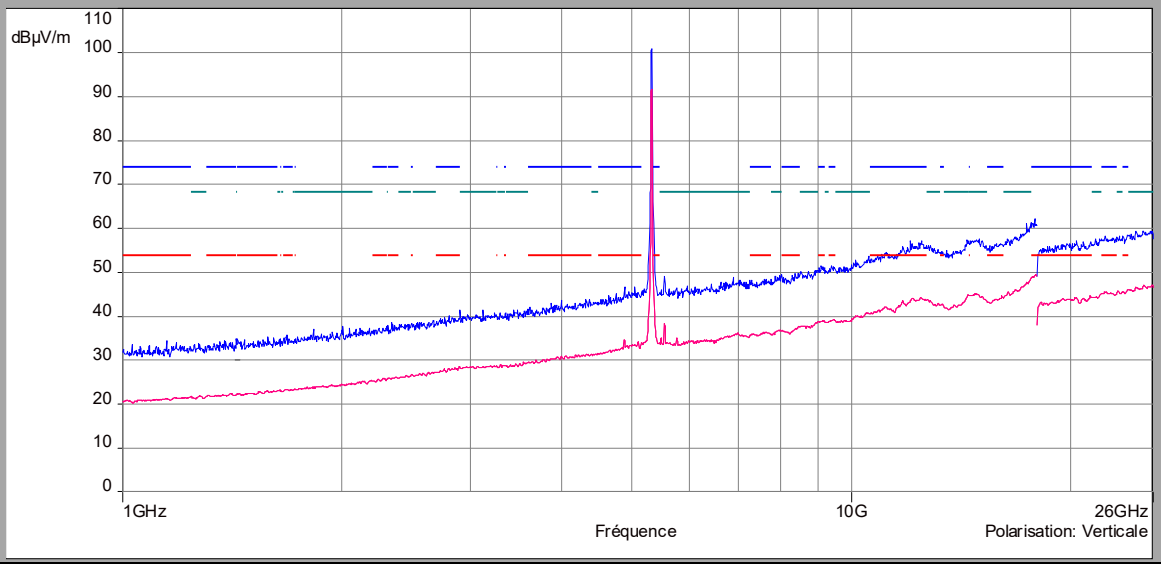

Horizontal polarization

FCC/FCC non restricted frequency band 5150-5350 - Classe:1 - Crête/3.0m/
FCC/FCC restricted frequency band - Classe:1 - Moyenne/3.0m/
FCC/FCC restricted frequency band - Classe:1 - Crête/3.0m/
Mes.Peak (Horizontale)
Mes.Avg (Horizontale)

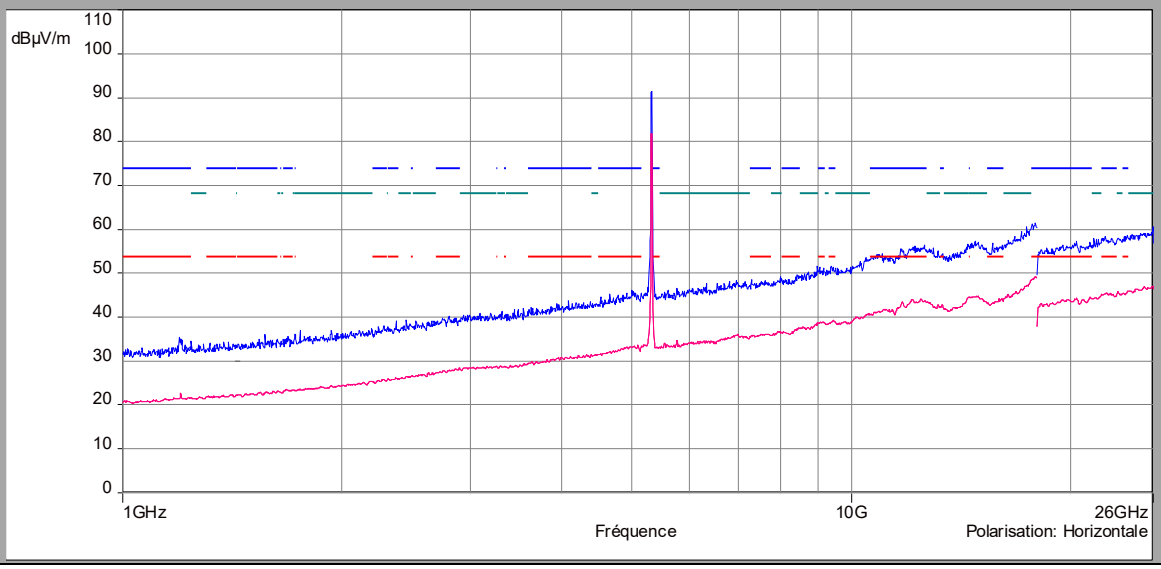

Above 1GHz
802.11a
C7
Vertical Polarization

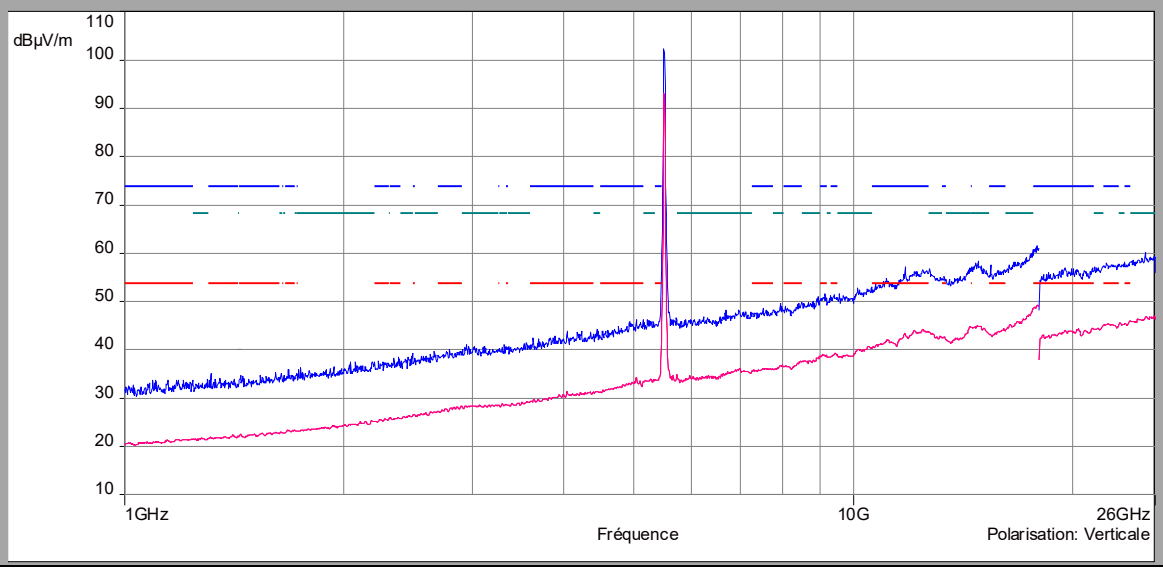

Horizontal polarization

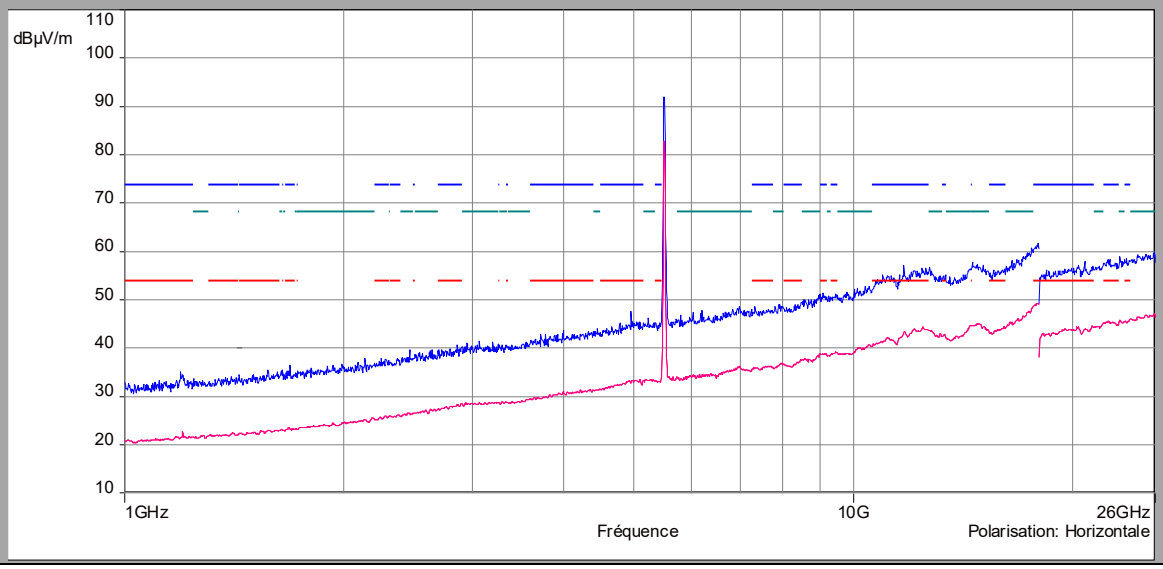

Above 1GHz
802.11a
C8
Vertical Polarization

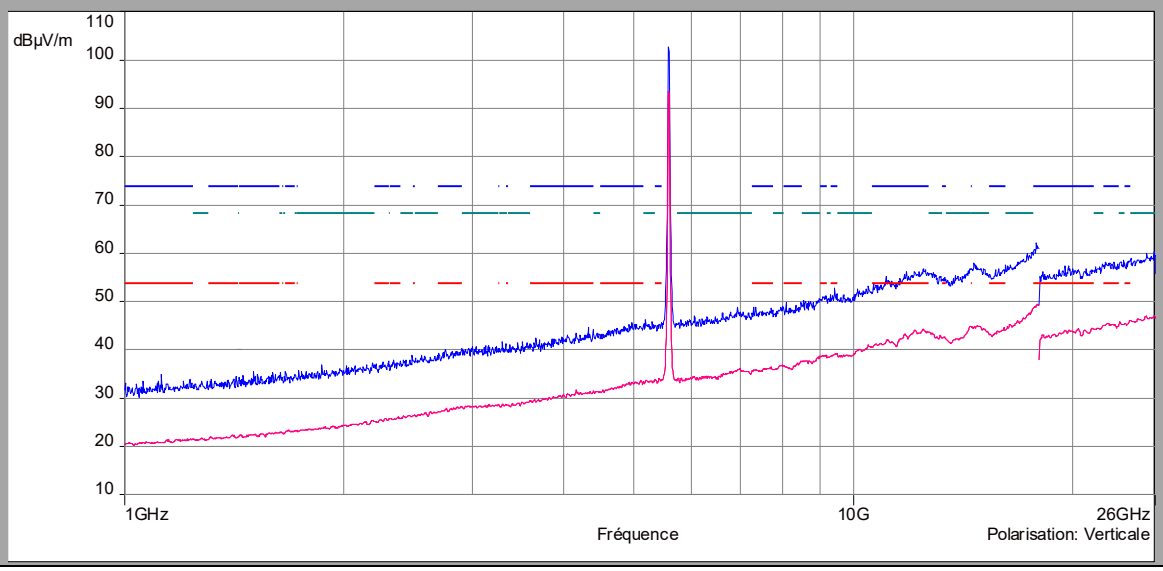

Horizontal polarization

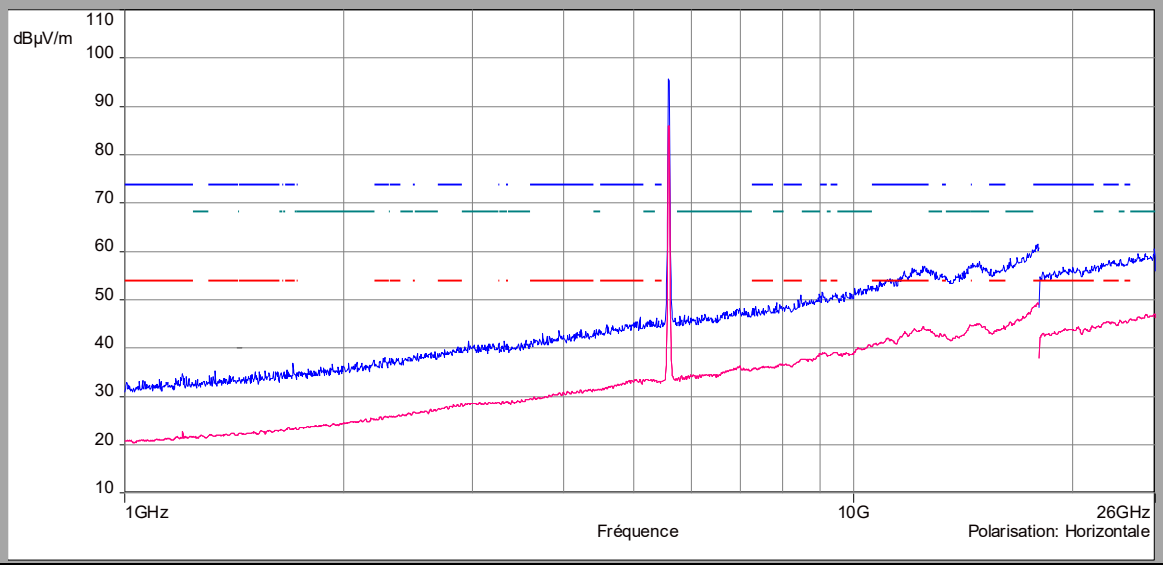

Above 1GHz
802.11a
C9
Vertical Polarization

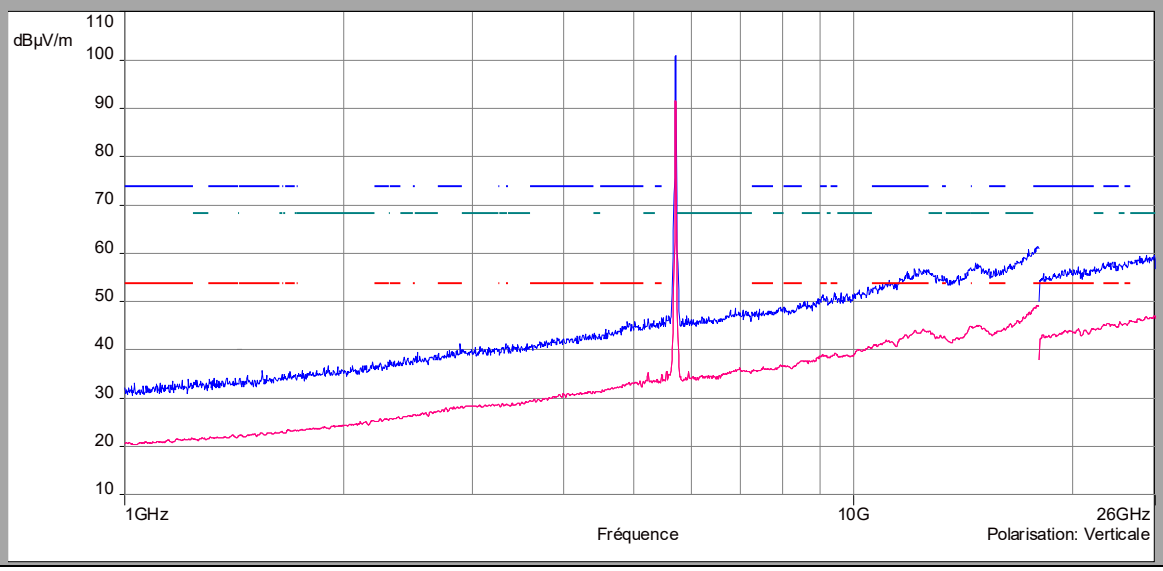

Horizontal polarization

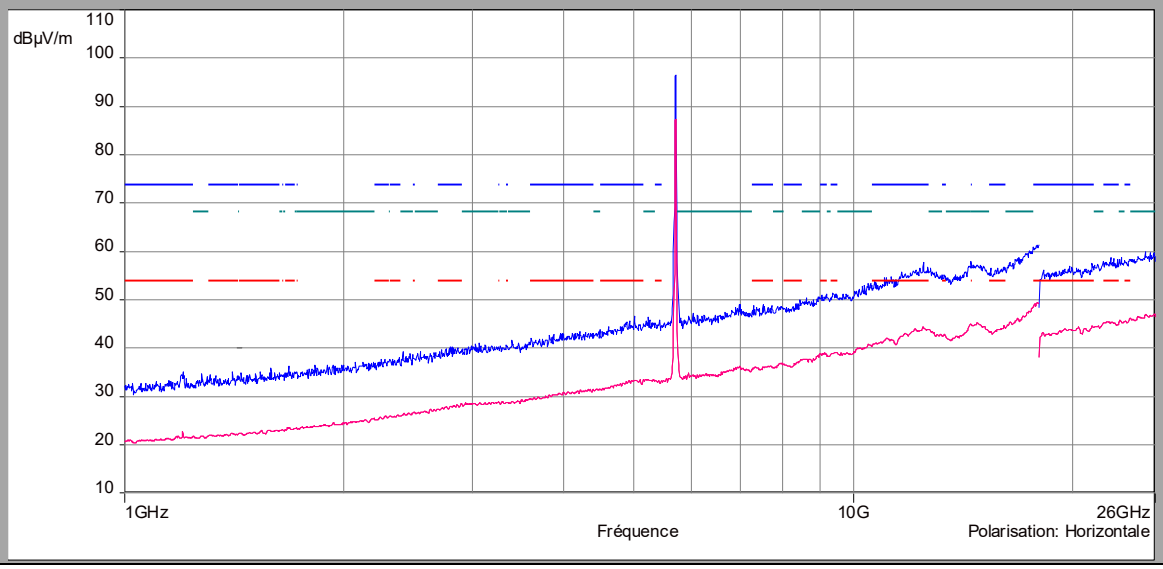

Above 1GHz
802.11a
C10
Vertical Polarization

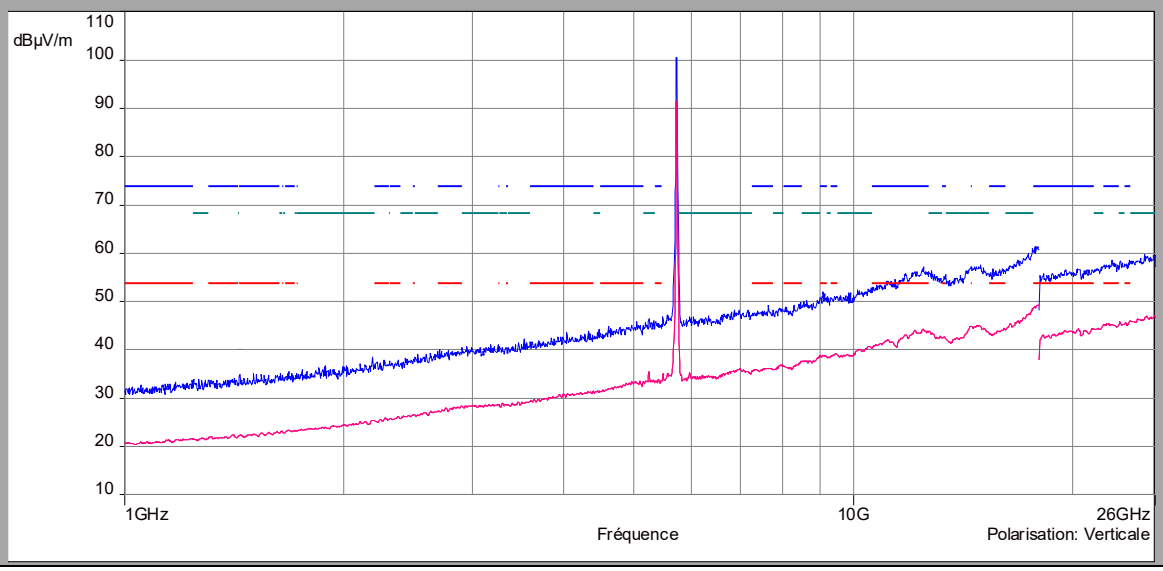

Horizontal polarization

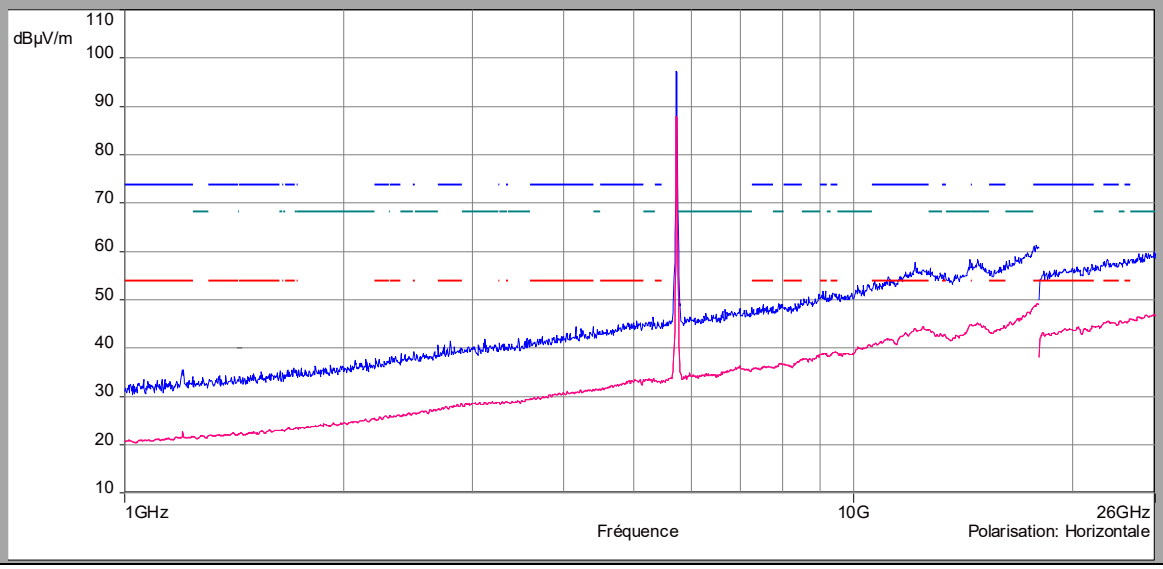

Above 1GHz
802.11a
C11
Vertical Polarization

FCC/FCC restricted frequency band - Classe:1 - Moyenne/3.0m/
FCC/FCC restricted frequency band - Classe:1 - Crête/3.0m/
FCC/FCC non restricted frequency band 5725-5850 - Classe:1 - Crête/3.0m/
Mes.Peak (Verticale)
Mes.Avg (Verticale)

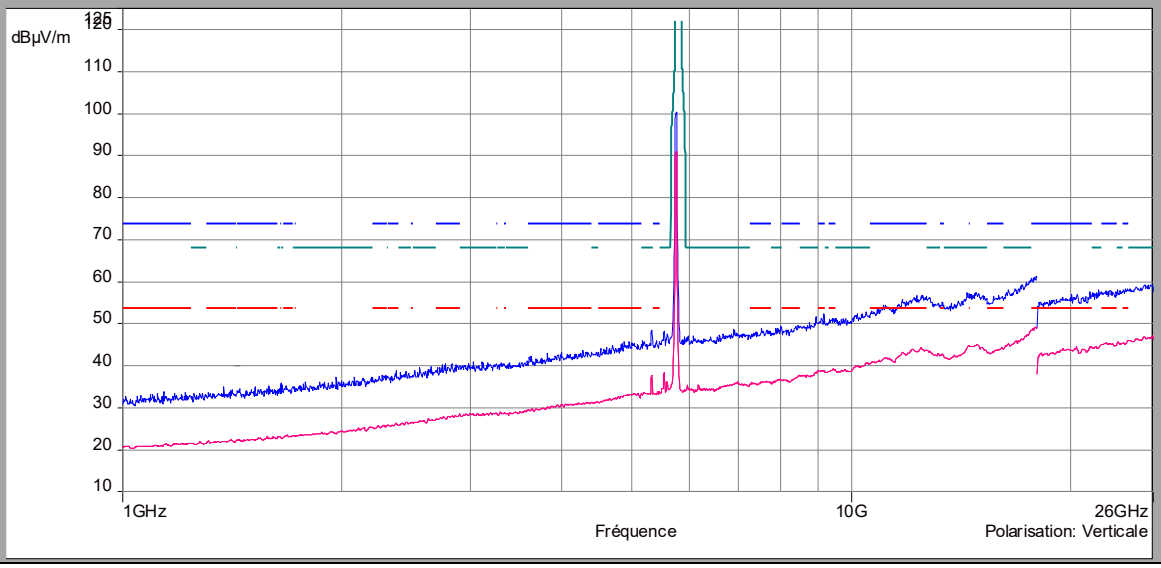

Horizontal polarization

FCC/FCC restricted frequency band - Classe:1 - Moyenne/3.0m/
FCC/FCC restricted frequency band - Classe:1 - Crête/3.0m/
FCC/FCC non restricted frequency band 5725-5850 - Classe:1 - Crête/3.0m/
Mes.Peak (Horizontale)
Mes.Avg (Horizontale)

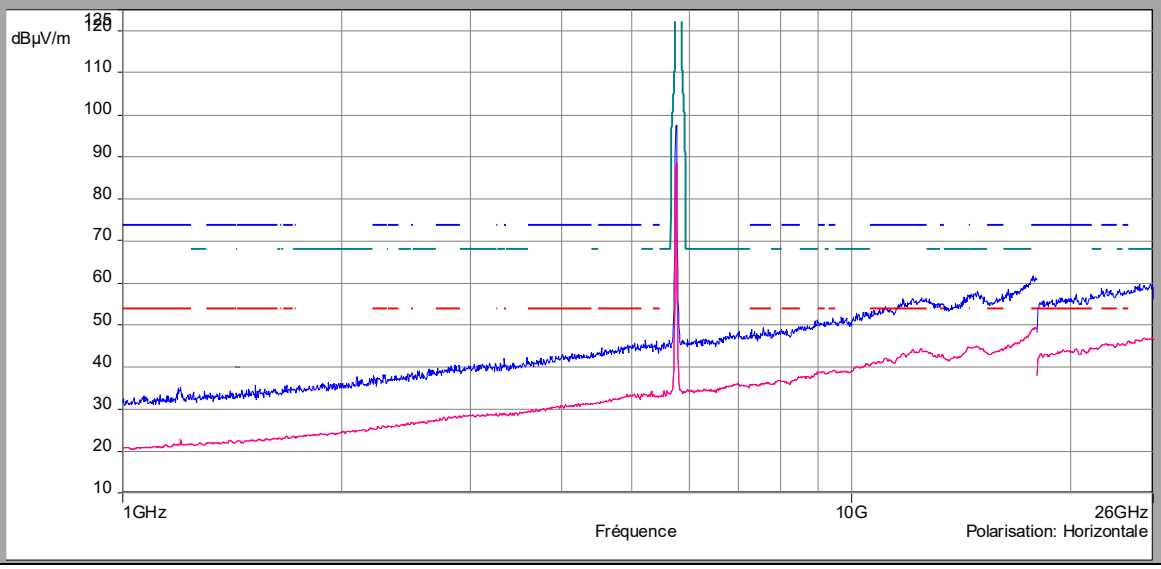

Above 1GHz
802.11a
C12
Vertical Polarization

FCC/FCC restricted frequency band - Classe:1 - Moyenne/3.0m/
FCC/FCC restricted frequency band - Classe:1 - Crête/3.0m/
FCC/FCC non restricted frequency band 5725-5850 - Classe:1 - Crête/3.0m/
Mes.Peak (Verticale)
Mes.Avg (Verticale)

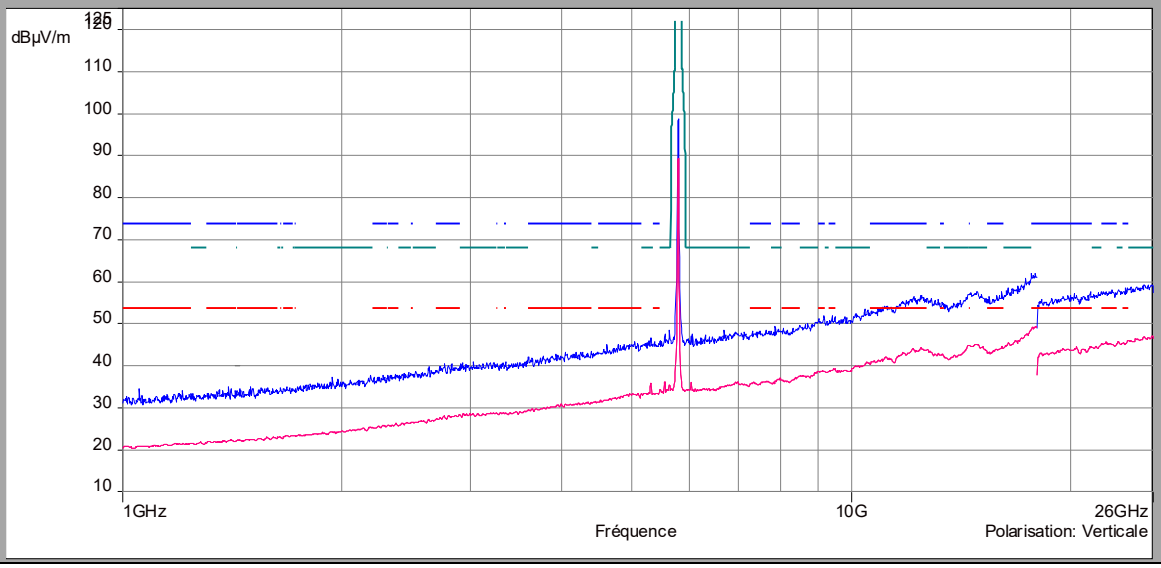

Horizontal polarization

FCC/FCC restricted frequency band - Classe:1 - Moyenne/3.0m/
FCC/FCC restricted frequency band - Classe:1 - Crête/3.0m/
FCC/FCC non restricted frequency band 5725-5850 - Classe:1 - Crête/3.0m/
Mes.Peak (Horizontale)
Mes.Avg (Horizontale)

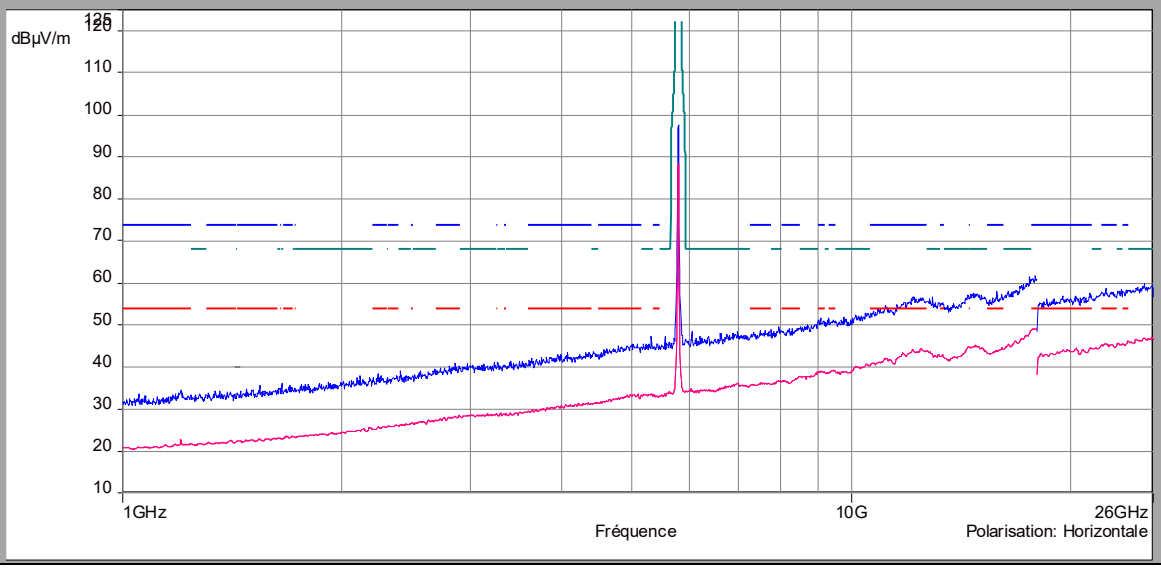

Above 1GHz
802.11a
C13
Vertical Polarization

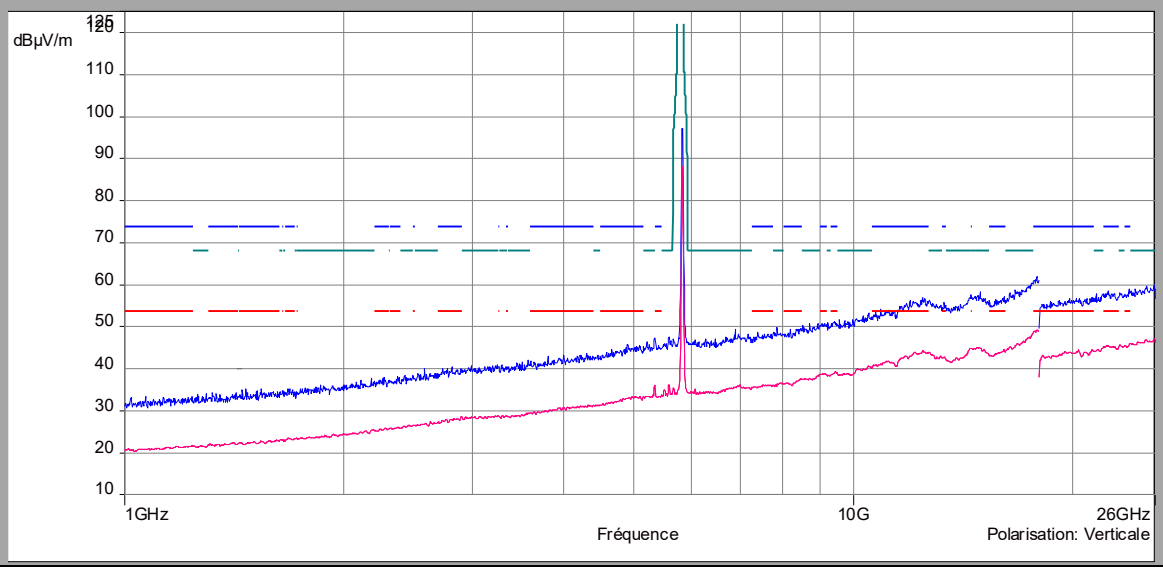

Horizontal polarization

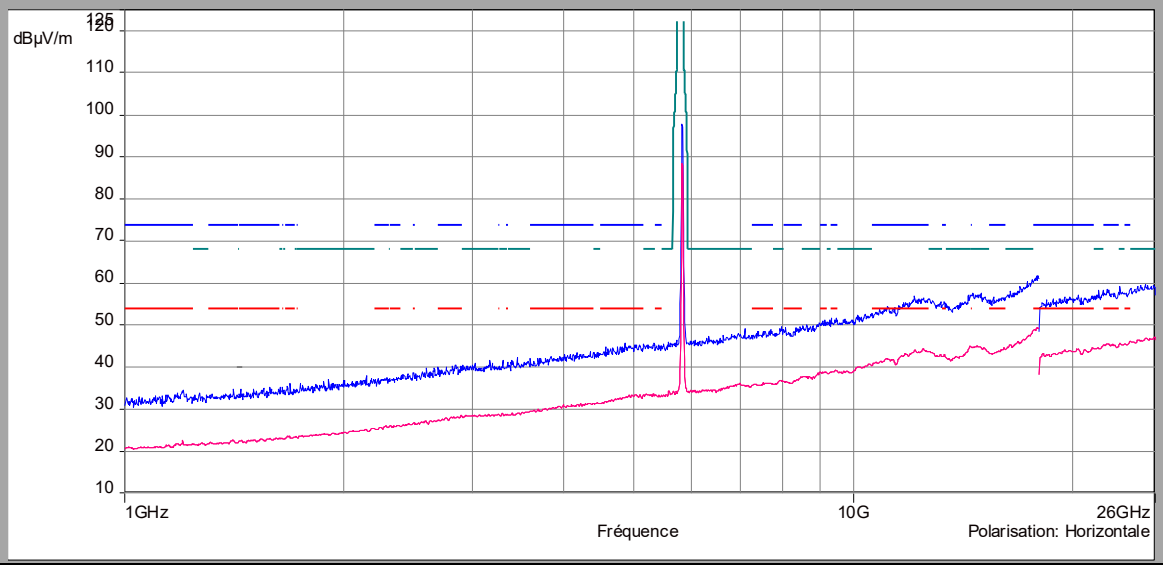

Above 1GHz

802.11n HT20/ac VHT20

C1/C2/C3

Vertical Polarization

FCC/FCC 15.209 5150MHz-5350MHz Band - Classe:1 - Moyenne/3.0m/
FCC/FCC 15.209 5150MHz-5350MHz Band - Classe:1 - Crête/3.0m/
Mes.Peak _Channel Low - Verticale (Verticale)
Mes.Avg _Channel Low - Verticale (Verticale)
Mes.Peak _Channel Mid - Verticale (Verticale)
Mes.Avg _Channel Mid - Verticale (Verticale)
Mes.Peak _Channel High - Verticale (Verticale)
Mes.Avg _Channel High - Verticale (Verticale)

Description Sous-bande 2
Fréquences:5.1 GHz - 5.4 GHz (Mode analyseur) 32001 Points
Réglages: RBW: 1MHz, VBW: 3MHz, Durée balayage : 2 ms/Pts, Atténuation : 0 dB, Nombre de Balayages : 1, Preamp : (
Polarisation:Verticale
Distance: 3 m

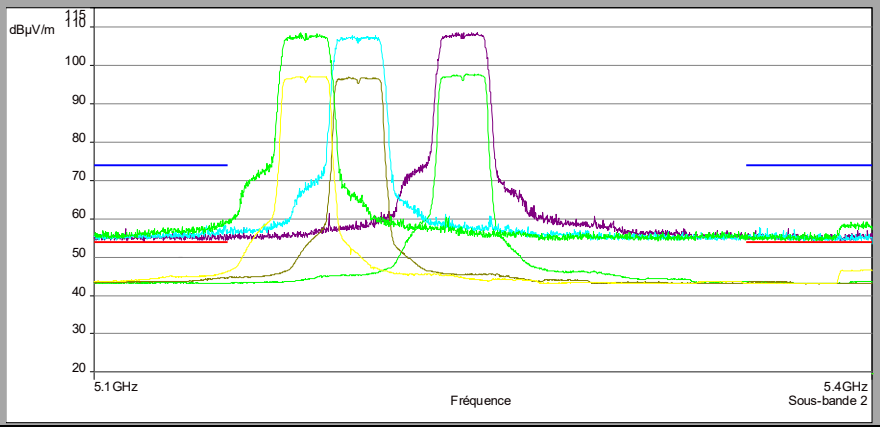

Horizontal polarization

FCC/FCC 15.209 5150MHz-5350MHz Band - Classe:1 - Moyenne/3.0m/
FCC/FCC 15.209 5150MHz-5350MHz Band - Classe:1 - Crête/3.0m/
Mes.Peak _Channel Low - Horizontale (Horizontale)
Mes.Avg _Channel Low - Horizontale (Horizontale)
Mes.Peak _Channel Mid - Horizontale (Horizontale)
Mes.Avg _Channel Mid - Horizontale (Horizontale)
Mes.Peak _Channel High - Horizontale (Horizontale)
Mes.Avg _Channel High - Horizontale (Horizontale)

Description Sous-bande 1
Fréquences:5.1 GHz - 5.4 GHz (Mode analyseur) 32001 Points
Réglages: RBW: 1MHz, VBW: 3MHz, Durée balayage : 2 ms/Pts, Atténuation : 0 dB, Nombre de Balayages : 1, Preamp : (
Polarisation:Horizontale
Distance: 3 m

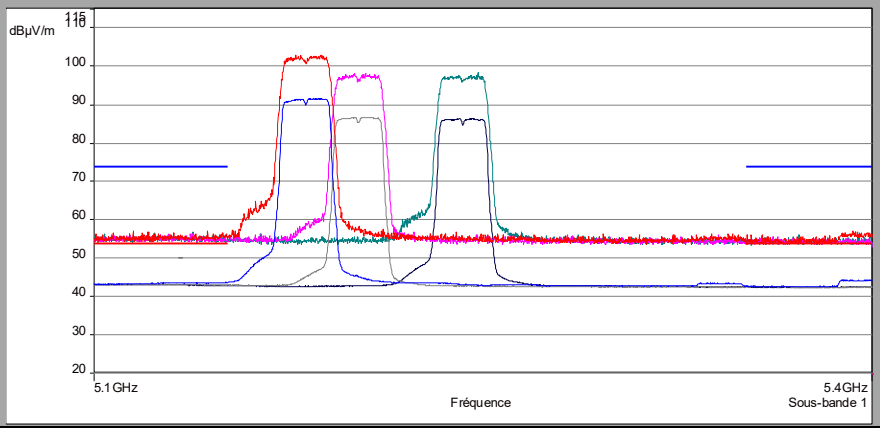

Above 1GHz

802.11n HT20/ac VHT20

C4/C5/C6

Vertical Polarization

FCC/FCC 15.209 5150MHz-5350MHz Band - Classe:1 - Moyenne/3.0m/
FCC/FCC 15.209 5150MHz-5350MHz Band - Classe:1 - Crête/3.0m/
Mes.Peak _Channel Low - Verticale (Verticale)
Mes.Avg _Channel Low - Verticale (Verticale)
Mes.Peak _Channel Mid - Verticale (Verticale)
Mes.Avg _Channel Mid - Verticale (Verticale)
Mes.Peak _Channel High - Verticale (Verticale)
Mes.Avg _Channel High - Verticale (Verticale)

Description Sous-bande 2
Fréquences:5.1 GHz - 5.4 GHz (Mode analyseur) 32001 Points
Réglages: RBW: 1MHz, VBW: 3MHz, Durée balayage : 2 ms/Pts, Atténuation : 0 dB, Nombre de Balayages : 1, Preamp : (
Polarisation:Verticale
Distance: 3 m

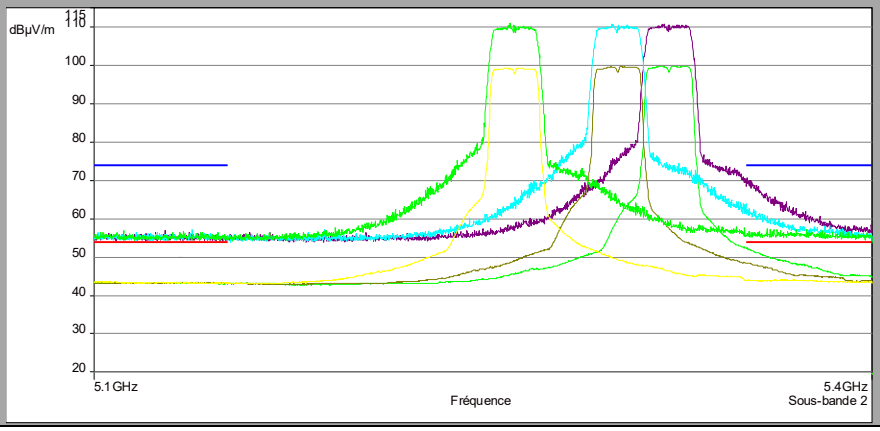

Horizontal polarization

FCC/FCC 15.209 5150MHz-5350MHz Band - Classe:1 - Moyenne/3.0m/
FCC/FCC 15.209 5150MHz-5350MHz Band - Classe:1 - Crête/3.0m/
Mes.Peak _Channel Low - Horizontale (Horizontale)
Mes.Avg _Channel Low - Horizontale (Horizontale)
Mes.Peak _Channel Mid - Horizontale (Horizontale)
Mes.Avg _Channel Mid - Horizontale (Horizontale)
Mes.Peak _Channel High - Horizontale (Horizontale)
Mes.Avg _Channel High - Horizontale (Horizontale)

Description Sous-bande 1
Fréquences:5.1 GHz - 5.4 GHz (Mode analyseur) 32001 Points
Réglages: RBW: 1MHz, VBW: 3MHz, Durée balayage : 2 ms/Pts, Atténuation : 0 dB, Nombre de Balayages : 1, Preamp : (
Polarisation:Horizontale
Distance: 3 m

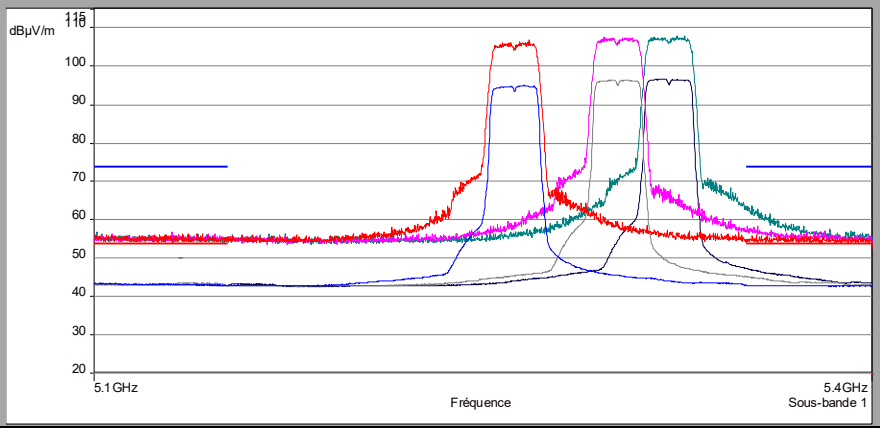

Above 1GHz

802.11n HT20/ac VHT20

C7/C8/C9

Vertical Polarization

FCC/FCC 15.209 5470MHz-5725MHz Band - Classe:1 - Moyenne/3.0m/
FCC/FCC 15.209 5470MHz-5725MHz Band - Classe:1 - Crête/3.0m/
Mes.Peak _Channel Low - Verticale (Verticale)
Mes.Avg _Channel Low - Verticale (Verticale)
Mes.Peak _Channel Mid - Verticale (Verticale)
Mes.Avg _Channel Mid - Verticale (Verticale)
Mes.Peak _Channel High - Verticale (Verticale)
Mes.Avg _Channel High - Verticale (Verticale)

Description Sous-bande 2
Fréquences:5.45 GHz - 5.8 GHz (Mode analyseur) 32001 Points
Réglages: RBW: 1MHz, VBW: 3MHz, Durée balayage : 2 ms/Pts, Atténuation : 0 dB, Nombre de Balayages : 1, Preamp : (
Polarisation:Verticale
Distance: 3 m

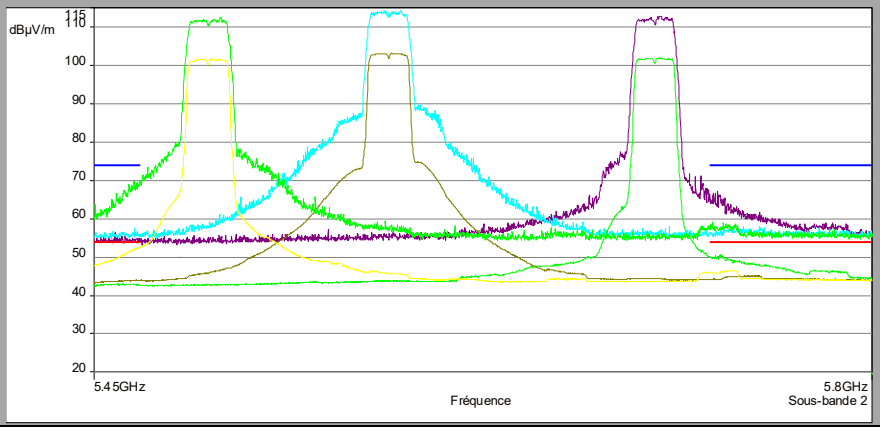

Horizontal polarization

FCC/FCC 15.209 5470MHz-5725MHz Band - Classe:1 - Moyenne/3.0m/
FCC/FCC 15.209 5470MHz-5725MHz Band - Classe:1 - Crête/3.0m/
Mes.Peak _Channel Low - Horizontale (Horizontale)
Mes.Avg _Channel Low - Horizontale (Horizontale)
Mes.Peak _Channel Mid - Horizontale (Horizontale)
Mes.Avg _Channel Mid - Horizontale (Horizontale)
Mes.Peak _Channel High - Horizontale (Horizontale)
Mes.Avg _Channel High - Horizontale (Horizontale)

Description Sous-bande 1
Fréquences:5.45 GHz - 5.8 GHz (Mode analyseur) 32001 Points
Réglages: RBW: 1MHz, VBW: 3MHz, Durée balayage : 2 ms/Pts, Atténuation : 0 dB, Nombre de Balayages : 1, Preamp : (
Polarisation:Horizontale
Distance: 3 m

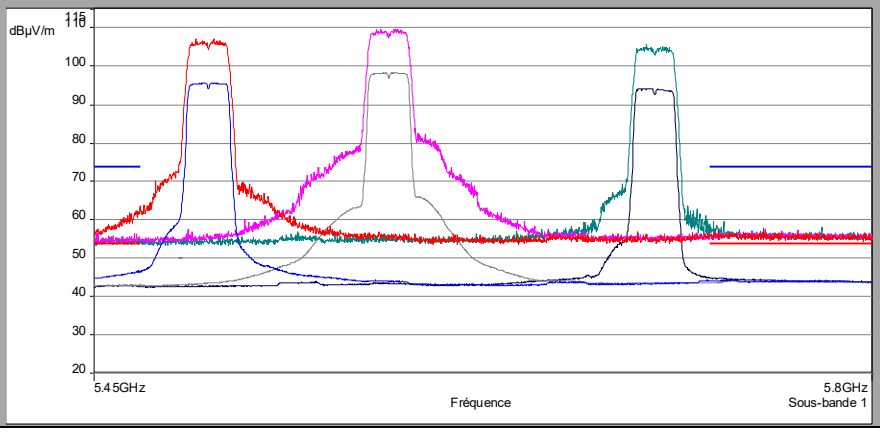

Above 1GHz

802.11n HT20/ac VHT20

C10

Vertical Polarization

FCC/FCC 15.209 5470MHz-5850MHz Straddle - Classe:1 - Moyenne/3.0m/
FCC/FCC 15.209 5470MHz-5850MHz Straddle - Classe:1 - Crête/3.0m/
Mes.Peak (Verticale)
Mes.Avg (Verticale)

Description Sous-bande 2
Fréquences:5.45 GHz - 5.9 GHz (Mode analyseur) 32001 Points
Réglages: RBW: 1MHz, VBW: 3MHz, Durée balayage : 1 ms/Pts, Atténuation : 0 dB, Nombre de Balayages : 1, Preamp : C
Polarisation:Verticale
Distance: 3 m

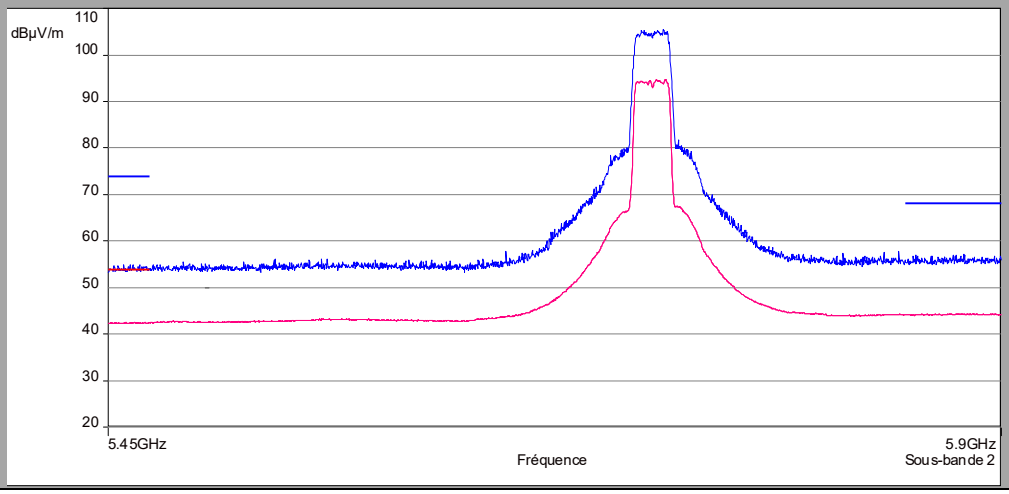

Horizontal polarization

FCC/FCC 15.209 5470MHz-5850MHz Straddle - Classe:1 - Moyenne/3.0m/
FCC/FCC 15.209 5470MHz-5850MHz Straddle - Classe:1 - Crête/3.0m/
Mes.Peak (Horizontale)
Mes.Avg (Horizontale)

Description Sous-bande 1
Fréquences:5.45 GHz - 5.9 GHz (Mode analyseur) 32001 Points
Réglages: RBW: 1MHz, VBW: 3MHz, Durée balayage : 1 ms/Pts, Atténuation : 0 dB, Nombre de Balayages : 1, Preamp : C
Polarisation:Horizontale
Distance: 3 m

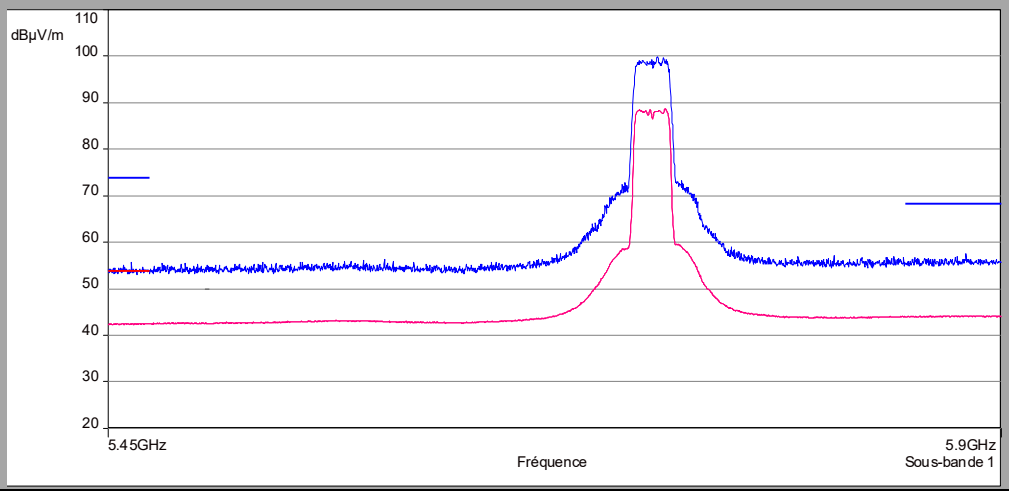

Above 1GHz

802.11n HT20/ac VHT20

C11/C12/C13

Vertical Polarization

FCC/FCC 15.407 b (4) (i) 5725MHz-5850MHz - Classe:1 - Crête/3.0m/
Mes.Avg C11 - Verticale (Verticale)
Mes.Peak C11 - Verticale (Verticale)
Mes.Avg C12 - Verticale (Verticale)
Mes.Peak C12 - Verticale (Verticale)
Mes.Avg C13 - Verticale (Verticale)
Mes.Peak C13 - Verticale (Verticale)

Description Sous-bande 2
Fréquences: 5.45 GHz - 6 GHz (Mode analyseur) 32001 Points
Réglages: RBW: 1MHz, VBW: 3MHz, Durée balayage : 2 ms/Pts, Atténuation : 0 dB, Nombre de Balayages : 1, Preamp : C
Polarisation: Verticale
Distance: 3 m

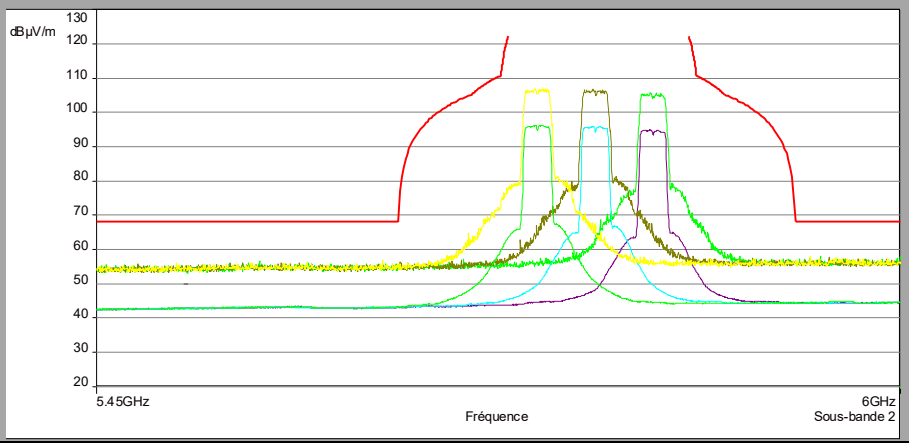

Horizontal polarization

FCC/FCC 15.407 b (4) (i) 5725MHz-5850MHz - Classe:1 - Crête/3.0m/
Mes.Avg C11 - Horizontale (Horizontale)
Mes.Peak C11 - Horizontale (Horizontale)
Mes.Avg C12 - Horizontale (Horizontale)
Mes.Peak C12 - Horizontale (Horizontale)
Mes.Avg C13 - Horizontale (Horizontale)
Mes.Peak C13 - Horizontale (Horizontale)

Description Sous-bande 1
Fréquences: 5.45 GHz - 6 GHz (Mode analyseur) 32001 Points
Réglages: RBW: 1MHz, VBW: 3MHz, Durée balayage : 2 ms/Pts, Atténuation : 0 dB, Nombre de Balayages : 1, Preamp : C
Polarisation: Horizontale
Distance: 3 m

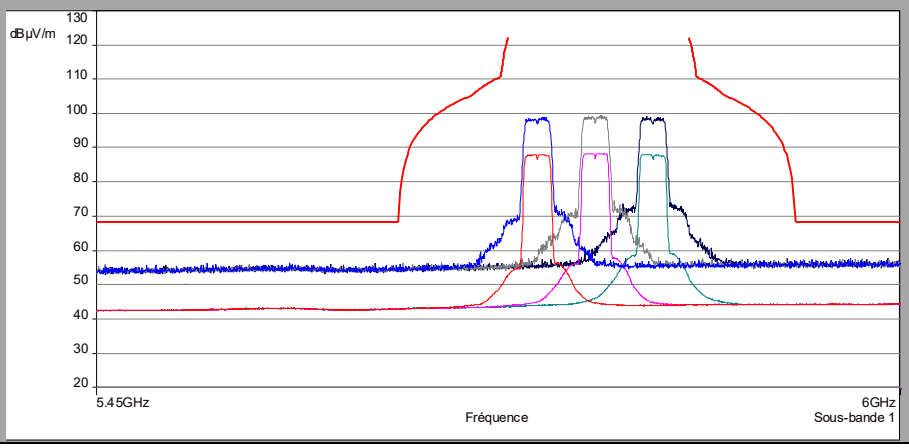

Above 1GHz
802.11n HT20/ac VHT20
C1
Vertical Polarization

FCC/FCC non restricted frequency band 5150-5350 - Classe:1 - Crête/3.0m/
FCC/FCC restricted frequency band - Classe:1 - Moyenne/3.0m/
FCC/FCC restricted frequency band - Classe:1 - Crête/3.0m/
Mes.Peak (Verticale)
Mes.Avg (Verticale)

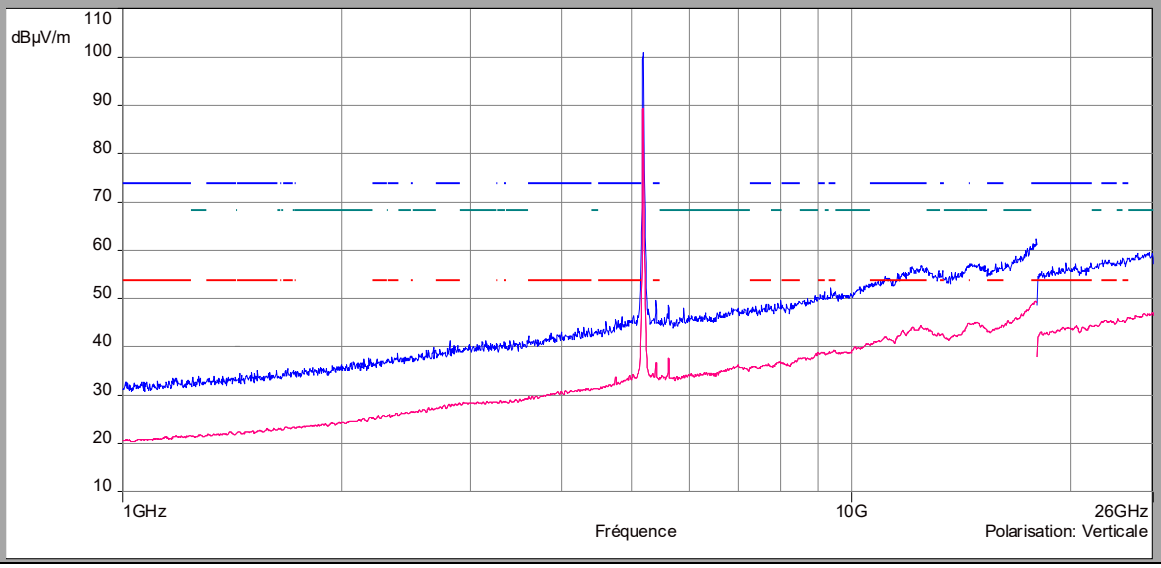

Horizontal polarization

FCC/FCC non restricted frequency band 5150-5350 - Classe:1 - Crête/3.0m/
FCC/FCC restricted frequency band - Classe:1 - Moyenne/3.0m/
FCC/FCC restricted frequency band - Classe:1 - Crête/3.0m/
Mes.Peak (Horizontale)
Mes.Avg (Horizontale)

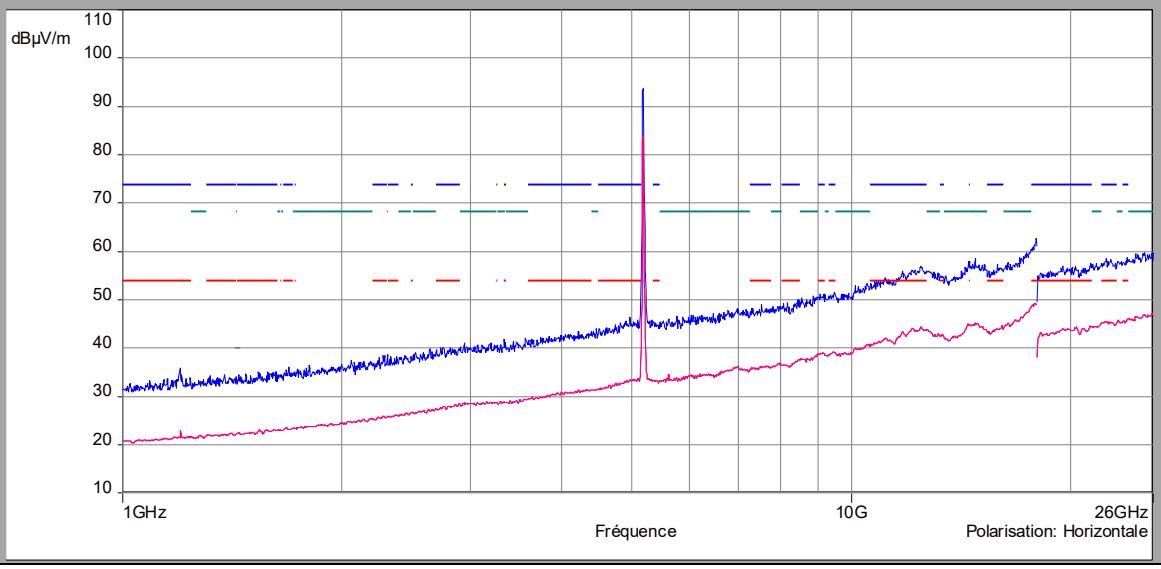

Above 1GHz
802.11n HT20/ac VHT20
C2
Vertical Polarization

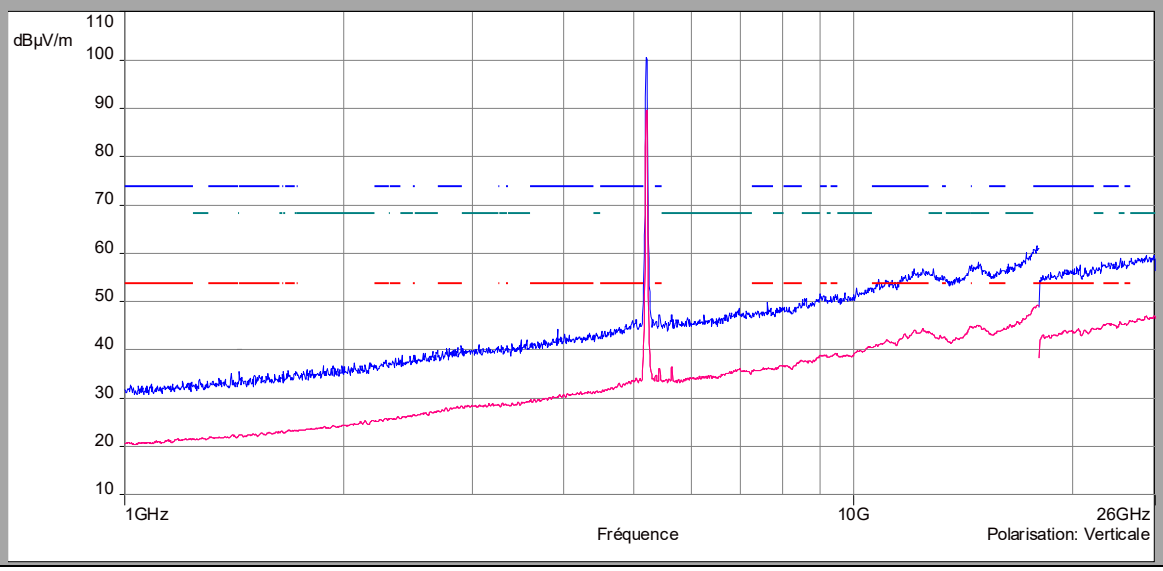

Horizontal polarization

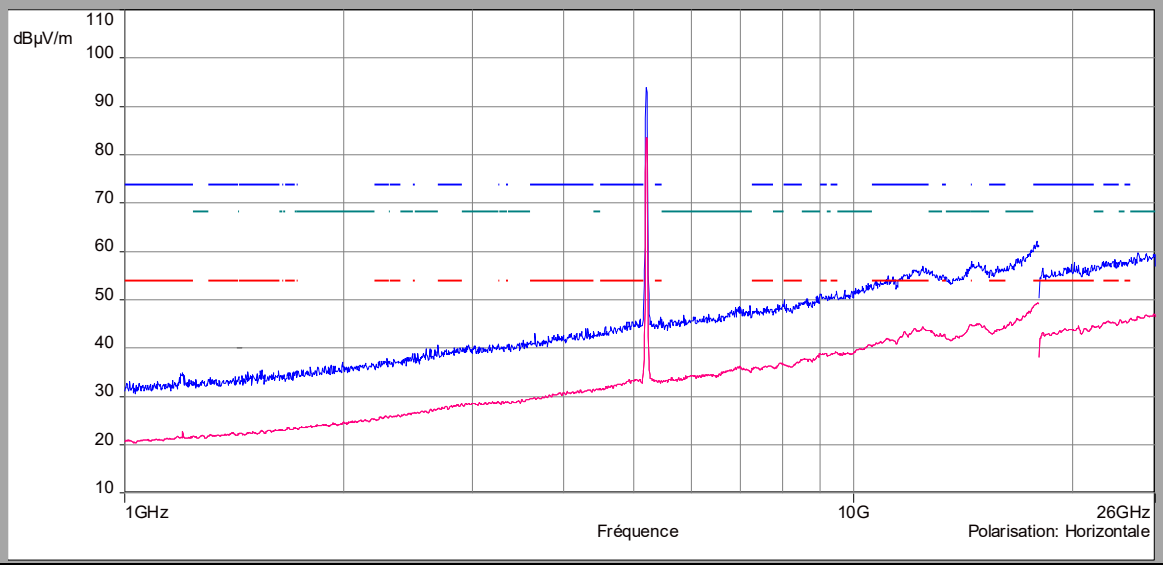

Above 1GHz
802.11n HT20/ac VHT20
C3
Vertical Polarization

FCC/FCC non restricted frequency band 5150-5350 - Classe:1 - Crête/3.0m/
FCC/FCC restricted frequency band - Classe:1 - Moyenne/3.0m/
FCC/FCC restricted frequency band - Classe:1 - Crête/3.0m/
Mes.Peak (Verticale)
Mes.Avg (Verticale)

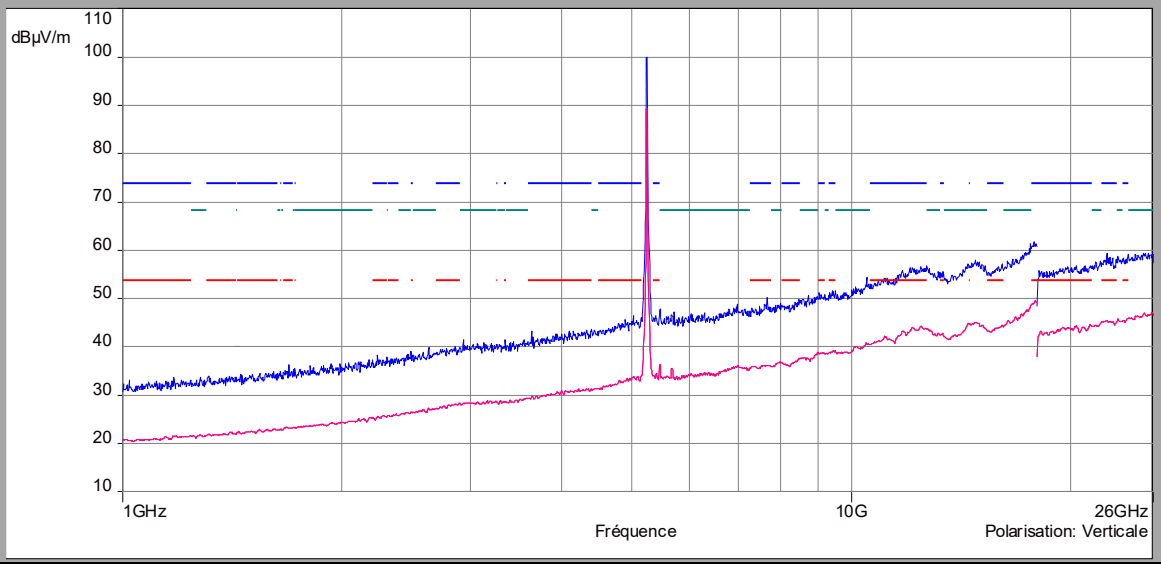

Horizontal polarization

FCC/FCC non restricted frequency band 5150-5350 - Classe:1 - Crête/3.0m/
FCC/FCC restricted frequency band - Classe:1 - Moyenne/3.0m/
FCC/FCC restricted frequency band - Classe:1 - Crête/3.0m/
Mes.Peak (Horizontale)
Mes.Avg (Horizontale)

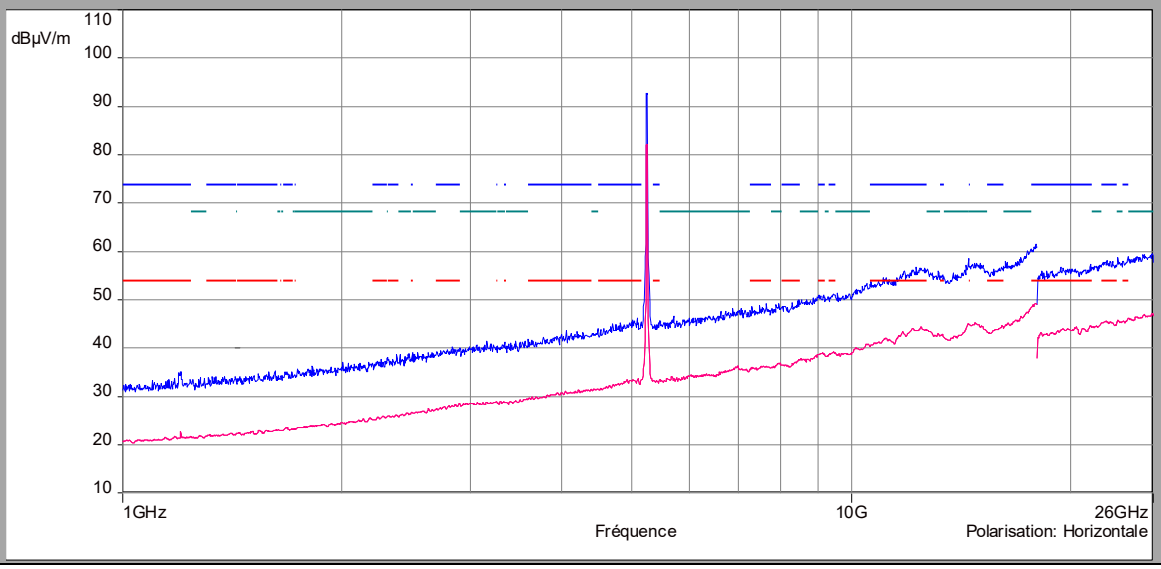

Above 1GHz
802.11n HT20/ac VHT20
C4
Vertical Polarization

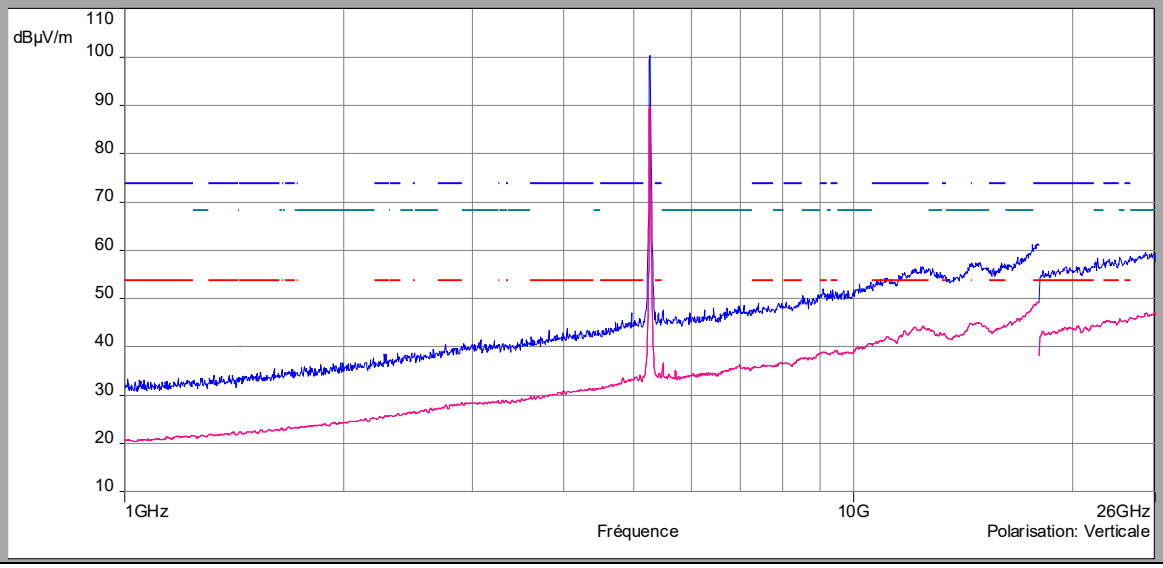

Horizontal polarization

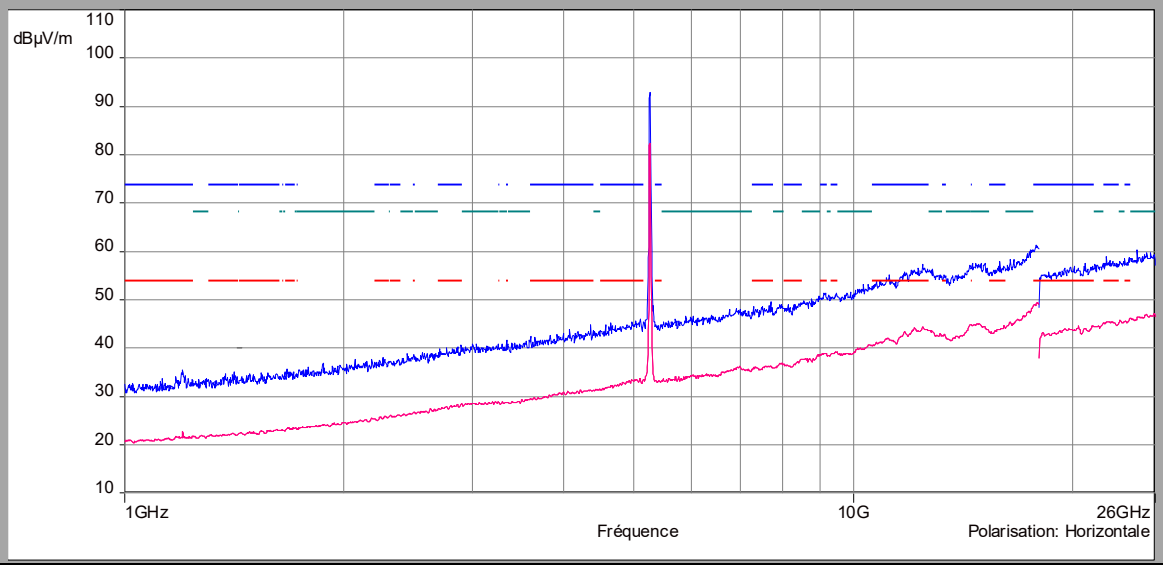

Above 1GHz
802.11n HT20/ac VHT20
C5
Vertical Polarization

FCC/FCC non restricted frequency band 5150-5350 - Classe:1 - Crête/3.0m/
FCC/FCC restricted frequency band - Classe:1 - Moyenne/3.0m/
FCC/FCC restricted frequency band - Classe:1 - Crête/3.0m/
Mes.Peak (Verticale)
Mes.Avg (Verticale)

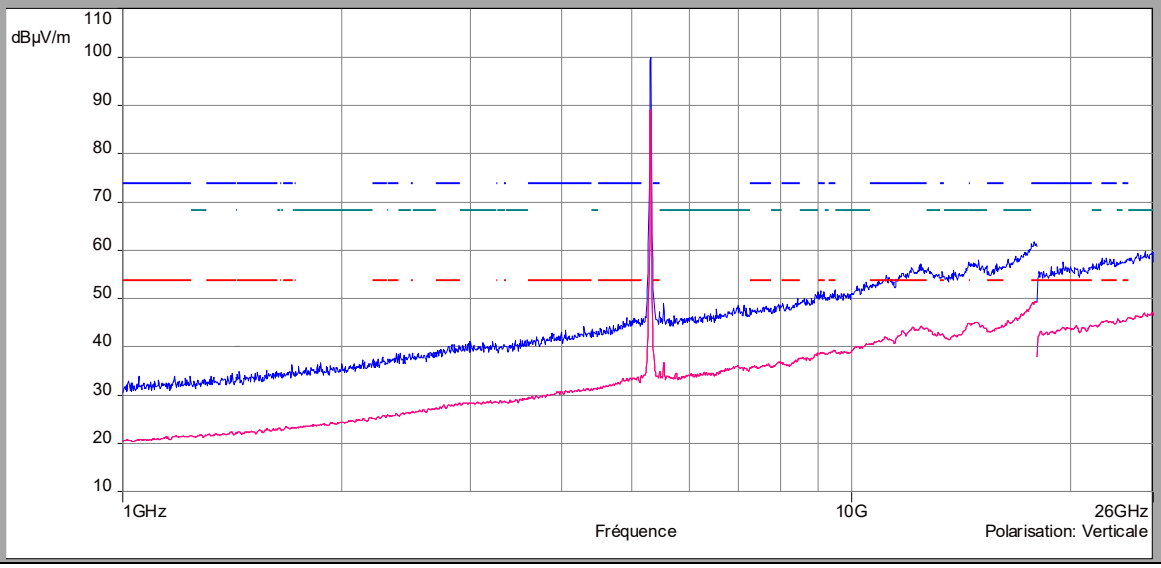

Horizontal polarization

FCC/FCC non restricted frequency band 5150-5350 - Classe:1 - Crête/3.0m/
FCC/FCC restricted frequency band - Classe:1 - Moyenne/3.0m/
FCC/FCC restricted frequency band - Classe:1 - Crête/3.0m/
Mes.Peak (Horizontale)
Mes.Avg (Horizontale)

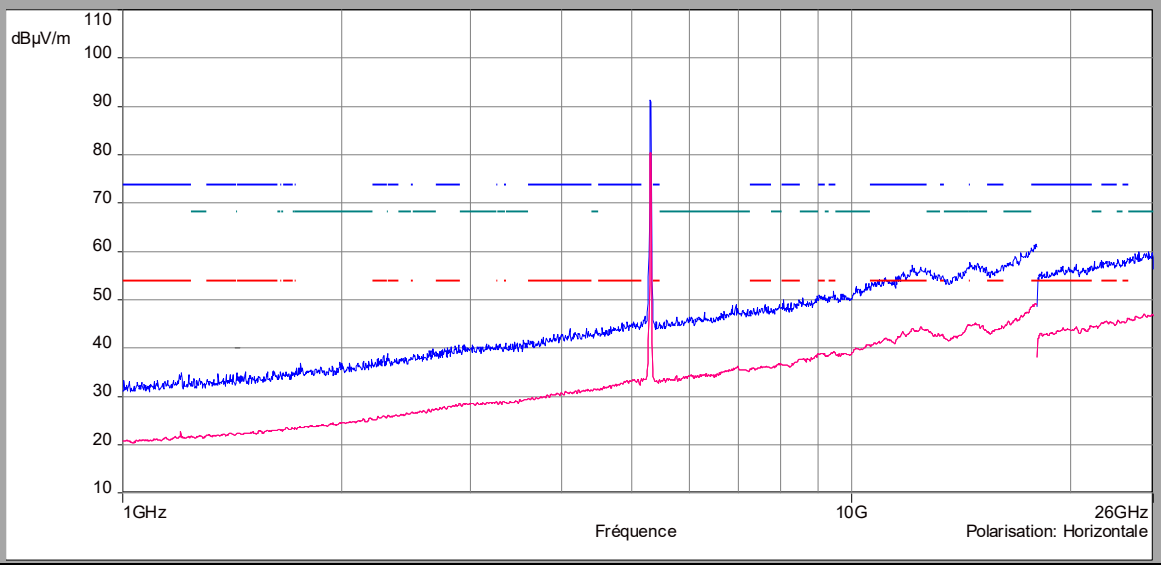

Above 1GHz
802.11n HT20/ac VHT20
C6
Vertical Polarization

FCC/FCC non restricted frequency band 5150-5350 - Classe:1 - Crête/3.0m/
FCC/FCC restricted frequency band - Classe:1 - Moyenne/3.0m/
FCC/FCC restricted frequency band - Classe:1 - Crête/3.0m/
Mes.Peak (Verticale)
Mes.Avg (Verticale)

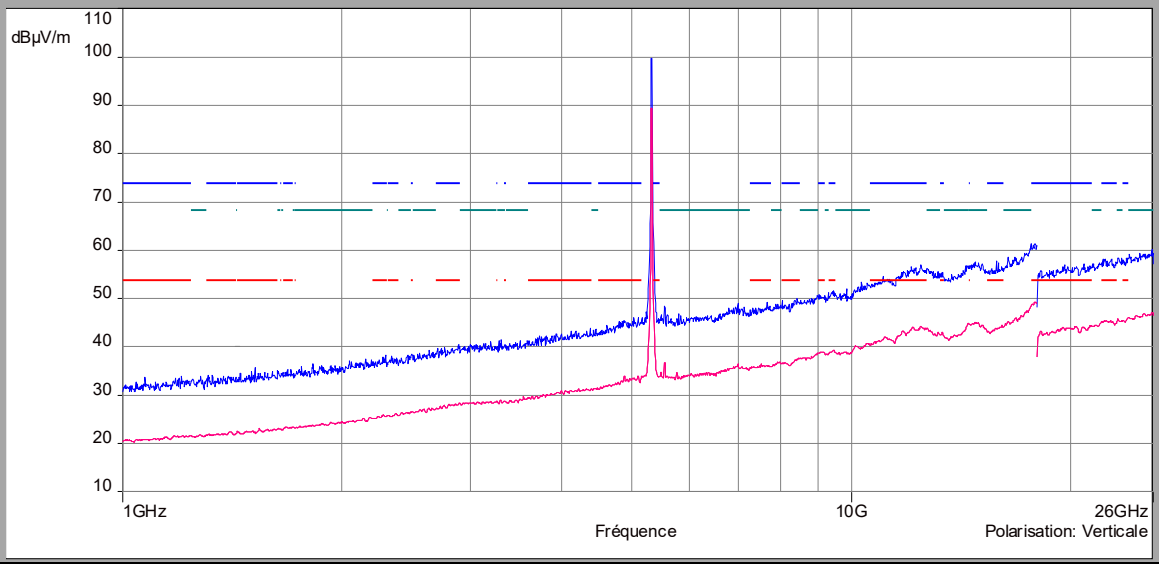

Horizontal polarization

FCC/FCC non restricted frequency band 5150-5350 - Classe:1 - Crête/3.0m/
FCC/FCC restricted frequency band - Classe:1 - Moyenne/3.0m/
FCC/FCC restricted frequency band - Classe:1 - Crête/3.0m/
Mes.Peak (Horizontale)
Mes.Avg (Horizontale)

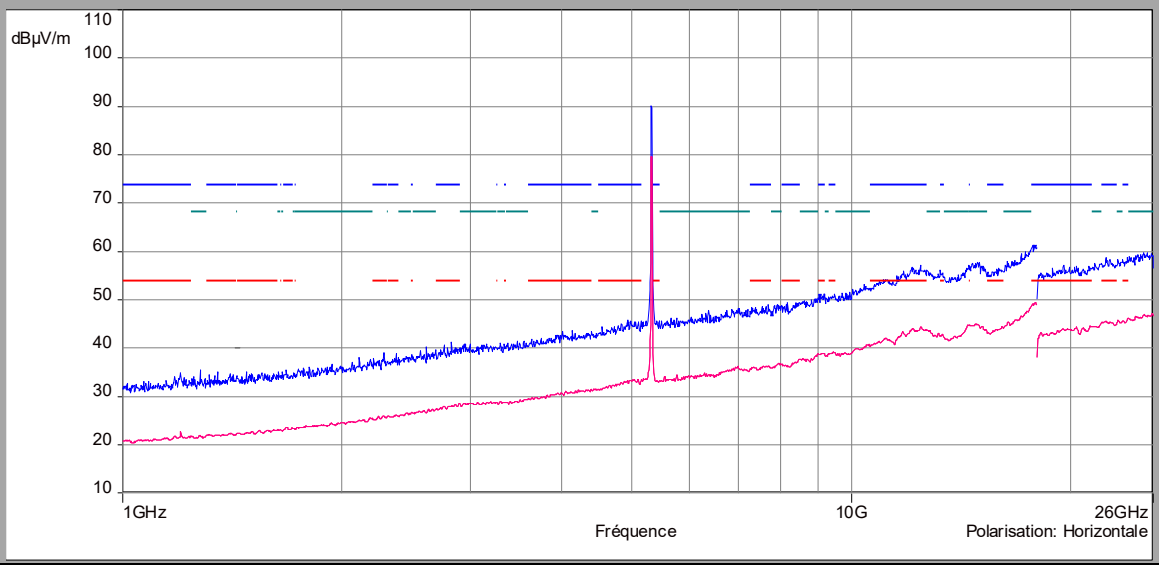

Above 1GHz
802.11n HT20/ac VHT20
C7
Vertical Polarization

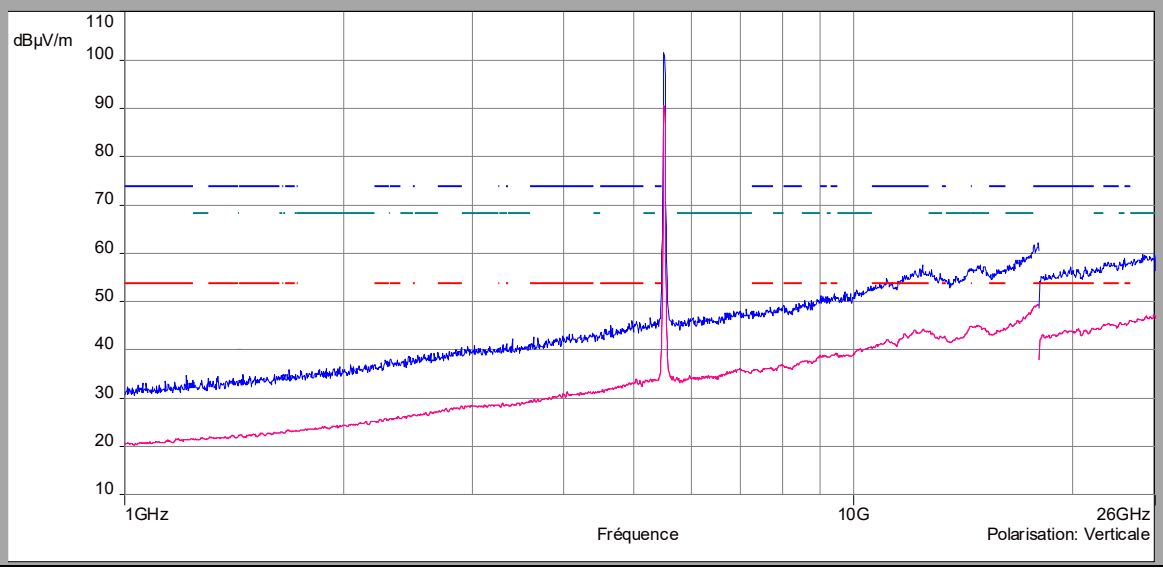

Horizontal polarization

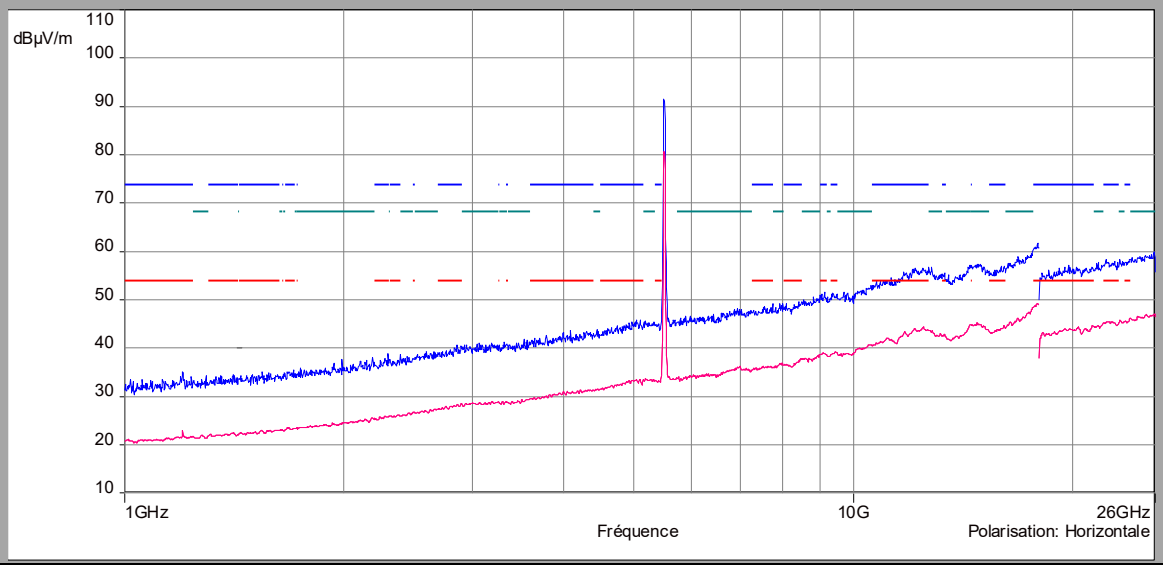

Above 1GHz
802.11n HT20/ac VHT20
C8
Vertical Polarization

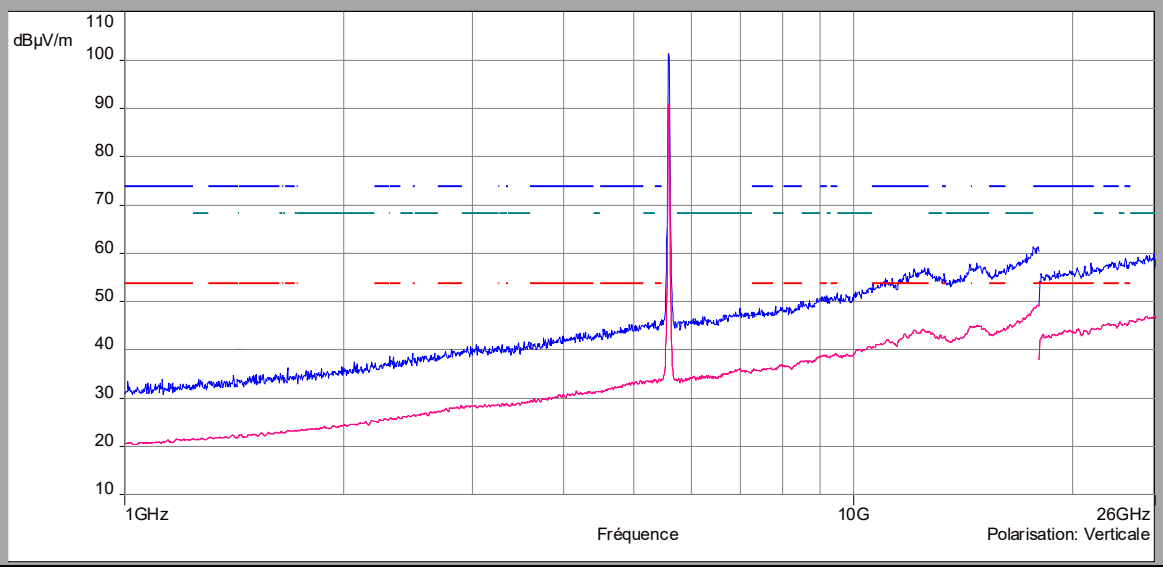

Horizontal polarization

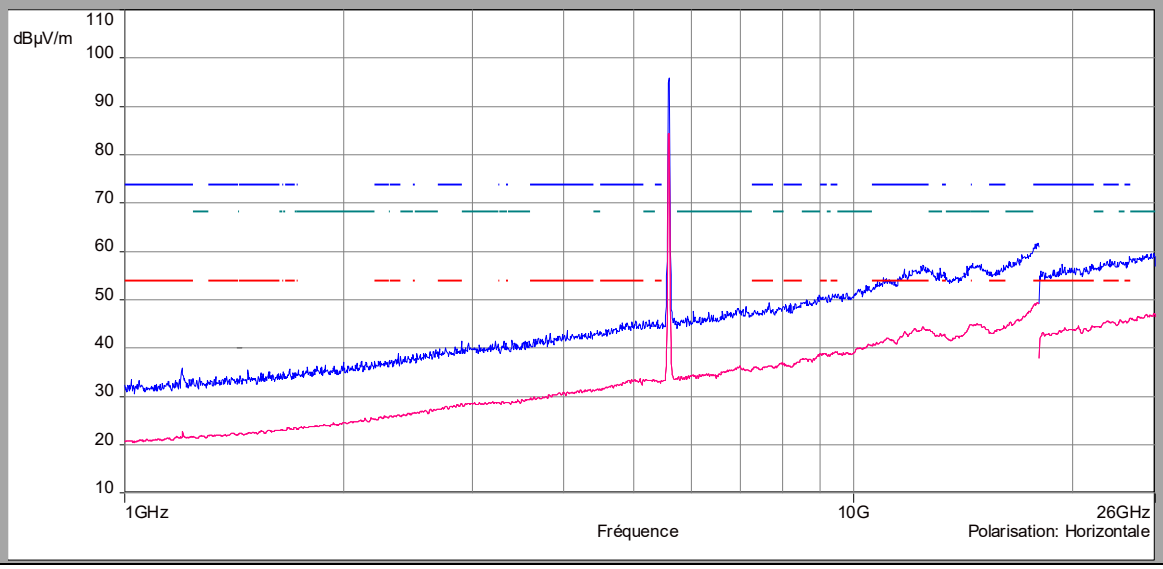

Above 1GHz
802.11n HT20/ac VHT20
C9
Vertical Polarization

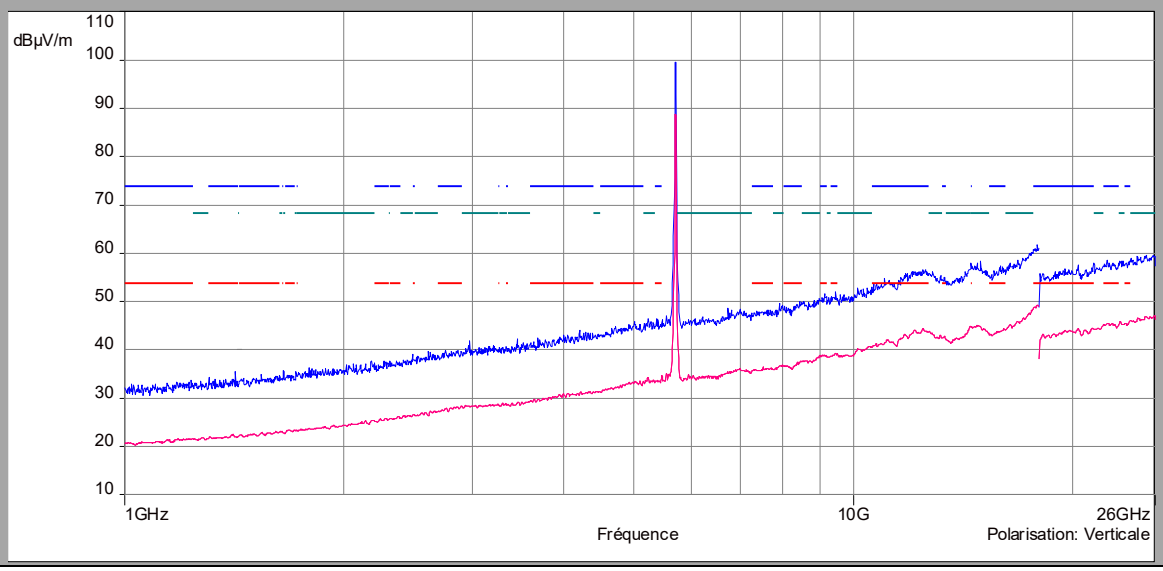

Horizontal polarization

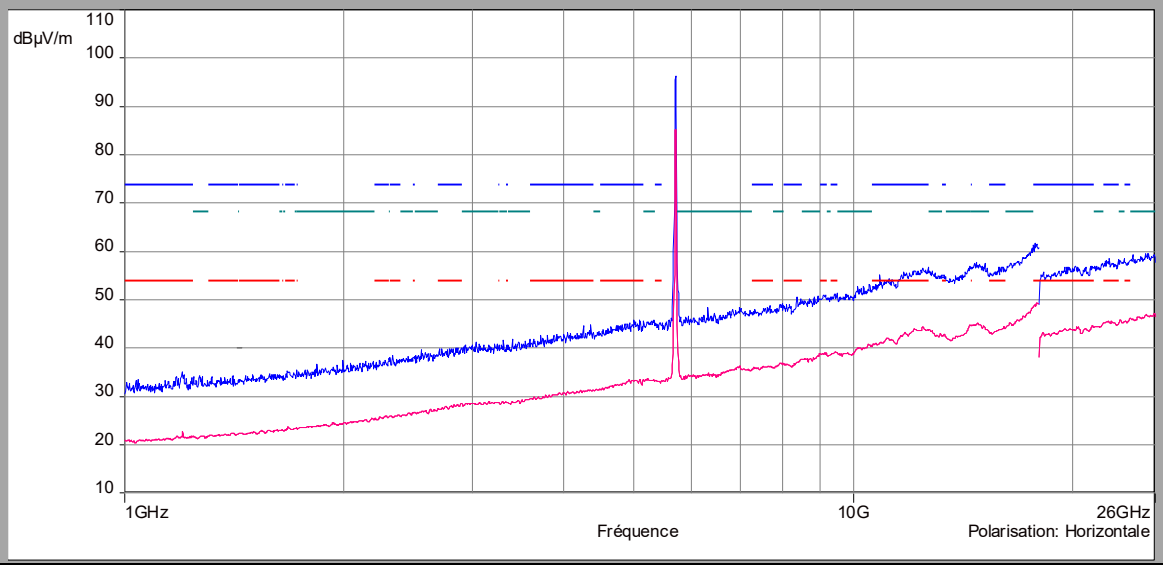

Above 1GHz
802.11n HT20/ac VHT20
C10
Vertical Polarization

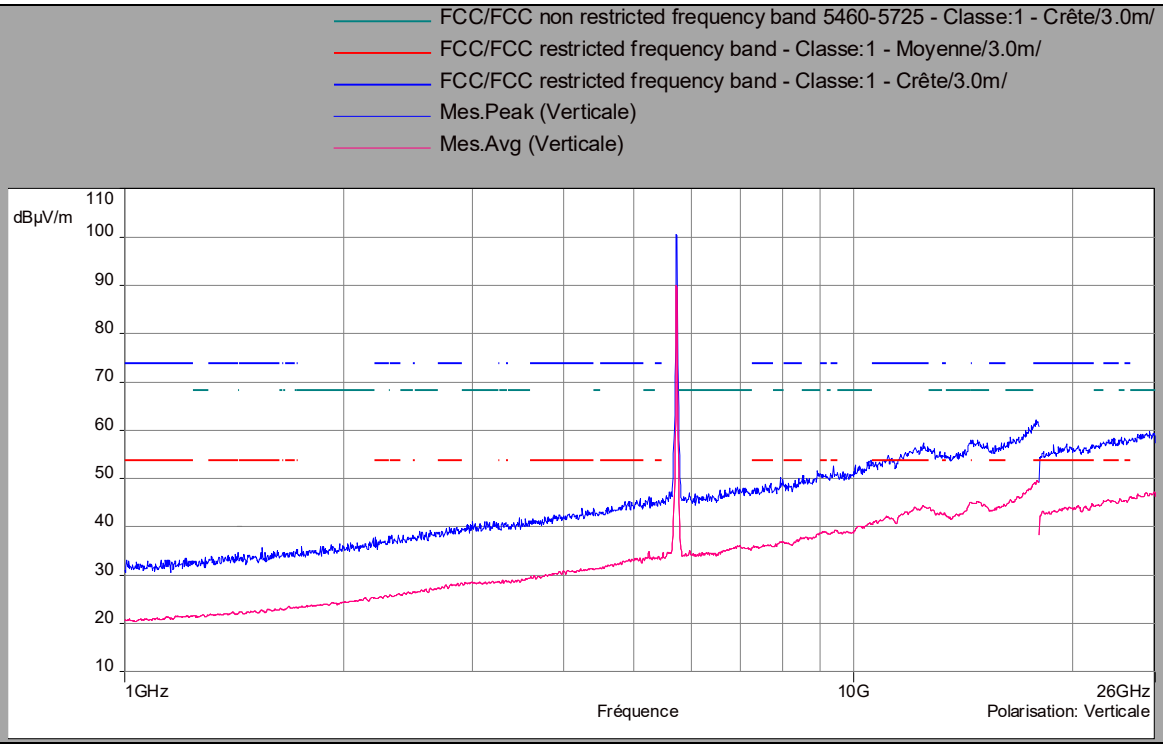

Horizontal polarization

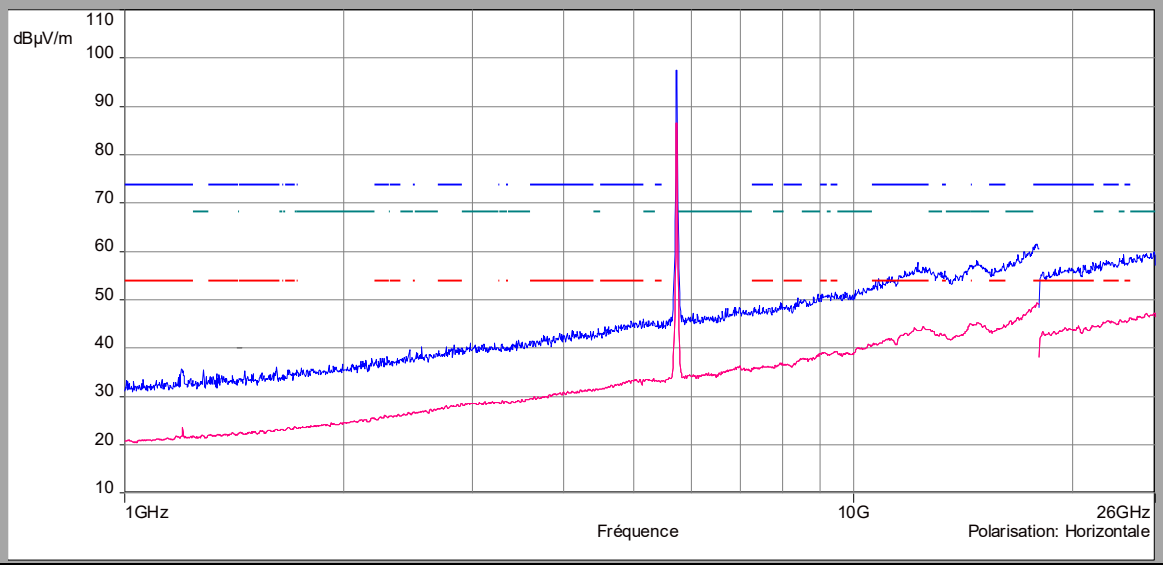

Above 1GHz
802.11n HT20/ac VHT20
C11
Vertical Polarization

FCC/FCC restricted frequency band - Classe:1 - Moyenne/3.0m/
FCC/FCC restricted frequency band - Classe:1 - Crête/3.0m/
FCC/FCC non restricted frequency band 5725-5850 - Classe:1 - Crête/3.0m/
Mes.Peak (Verticale)
Mes.Avg (Verticale)

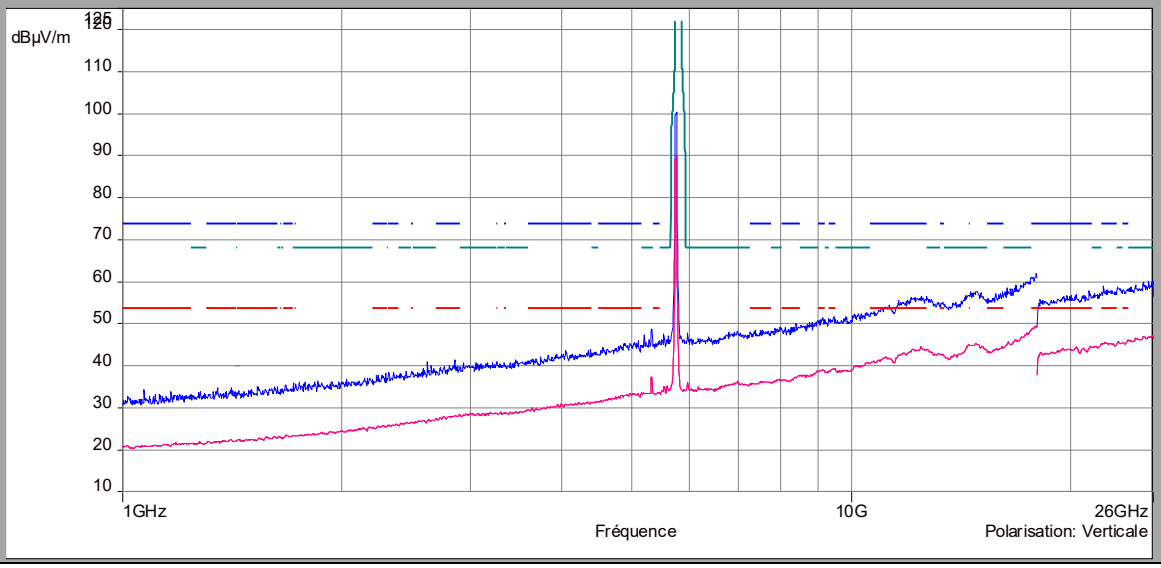

Horizontal polarization

FCC/FCC restricted frequency band - Classe:1 - Moyenne/3.0m/
FCC/FCC restricted frequency band - Classe:1 - Crête/3.0m/
FCC/FCC non restricted frequency band 5725-5850 - Classe:1 - Crête/3.0m/
Mes.Peak (Horizontale)
Mes.Avg (Horizontale)

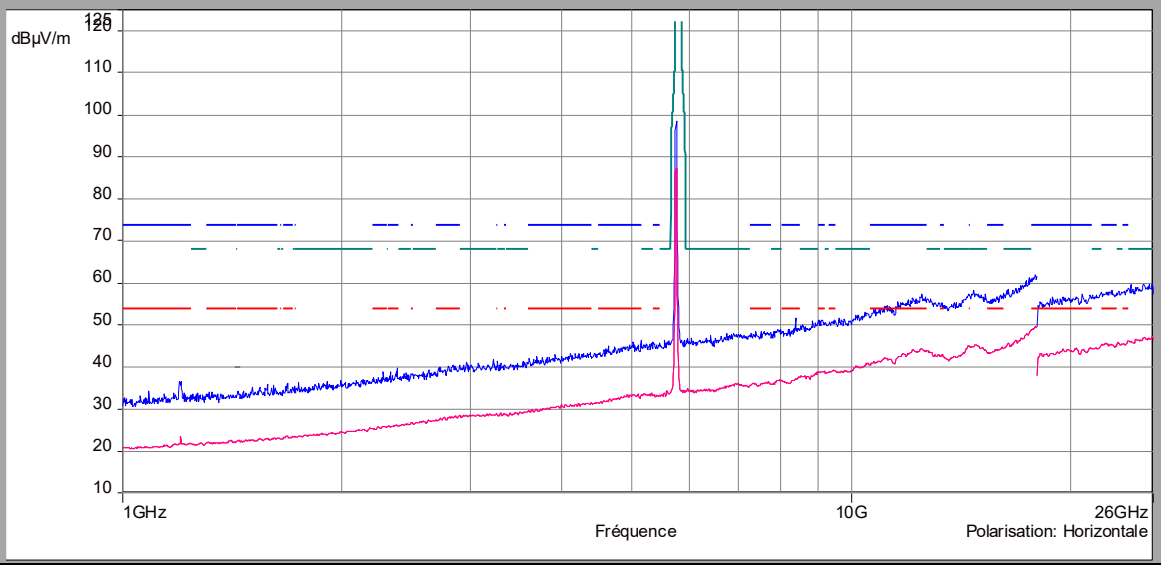

Above 1GHz
802.11n HT20/ac VHT20
C12
Vertical Polarization

FCC/FCC restricted frequency band - Classe:1 - Moyenne/3.0m/
FCC/FCC restricted frequency band - Classe:1 - Crête/3.0m/
FCC/FCC non restricted frequency band 5725-5850 - Classe:1 - Crête/3.0m/
Mes.Peak (Verticale)
Mes.Avg (Verticale)

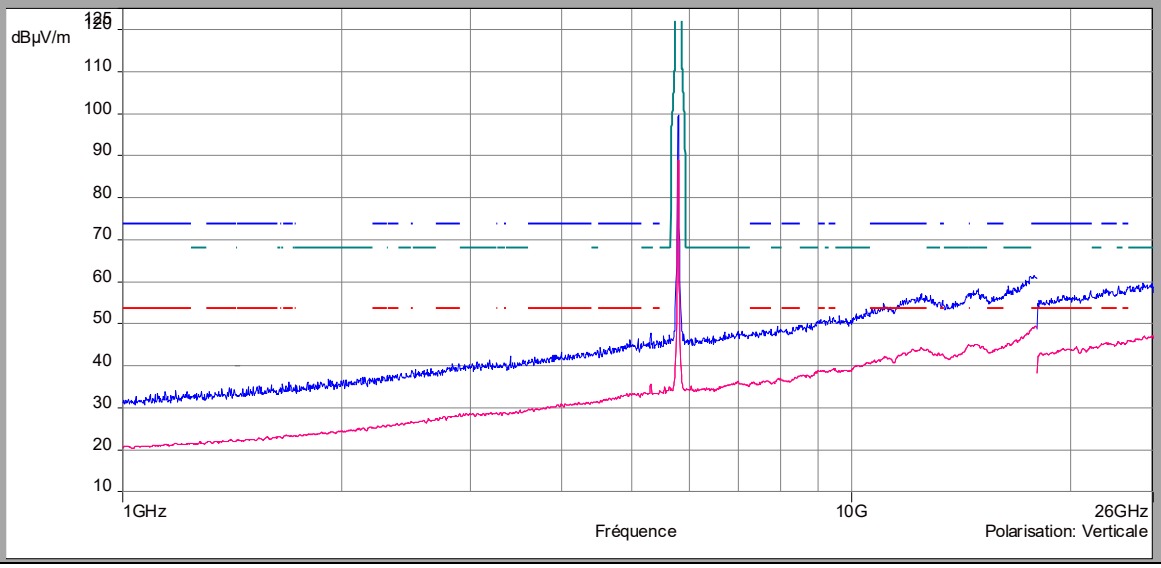

Horizontal polarization

FCC/FCC restricted frequency band - Classe:1 - Moyenne/3.0m/
FCC/FCC restricted frequency band - Classe:1 - Crête/3.0m/
FCC/FCC non restricted frequency band 5725-5850 - Classe:1 - Crête/3.0m/
Mes.Peak (Horizontale)
Mes.Avg (Horizontale)

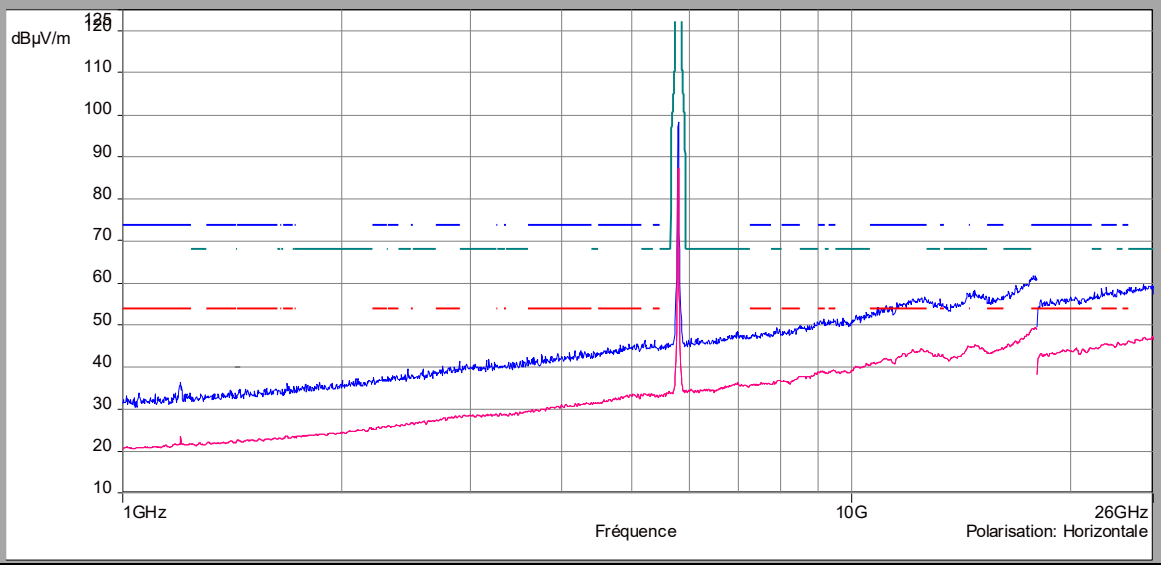

Above 1GHz
802.11n HT20/ac VHT20
C13
Vertical Polarization

FCC/FCC restricted frequency band - Classe:1 - Moyenne/3.0m/
FCC/FCC restricted frequency band - Classe:1 - Crête/3.0m/
FCC/FCC non restricted frequency band 5725-5850 - Classe:1 - Crête/3.0m/
Mes.Peak (Verticale)
Mes.Avg (Verticale)

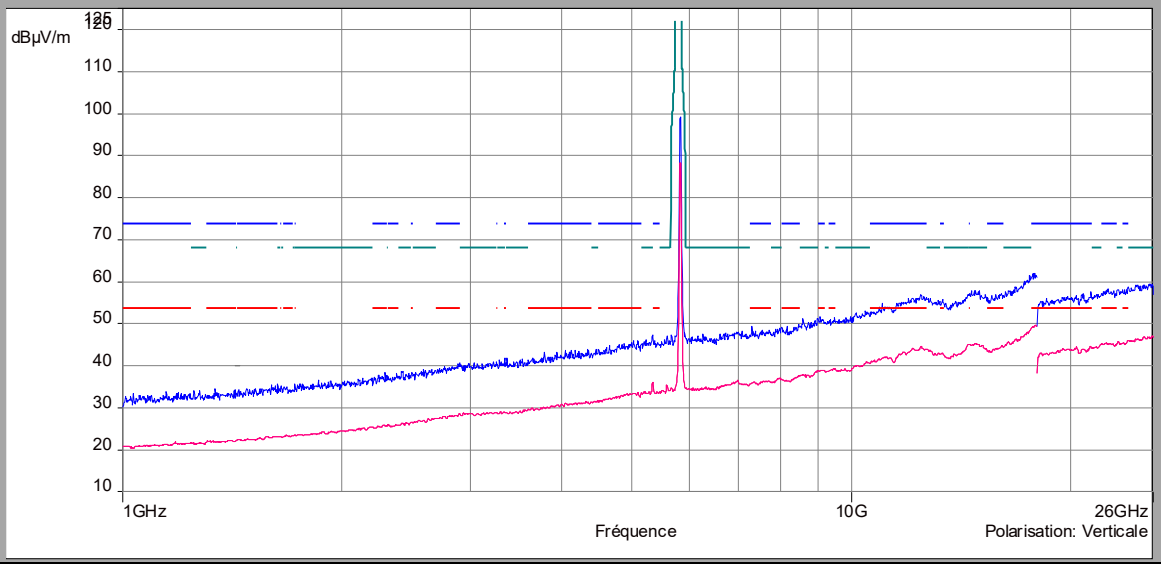

Horizontal polarization

FCC/FCC restricted frequency band - Classe:1 - Moyenne/3.0m/
FCC/FCC restricted frequency band - Classe:1 - Crête/3.0m/
FCC/FCC non restricted frequency band 5725-5850 - Classe:1 - Crête/3.0m/
Mes.Peak (Horizontale)
Mes.Avg (Horizontale)

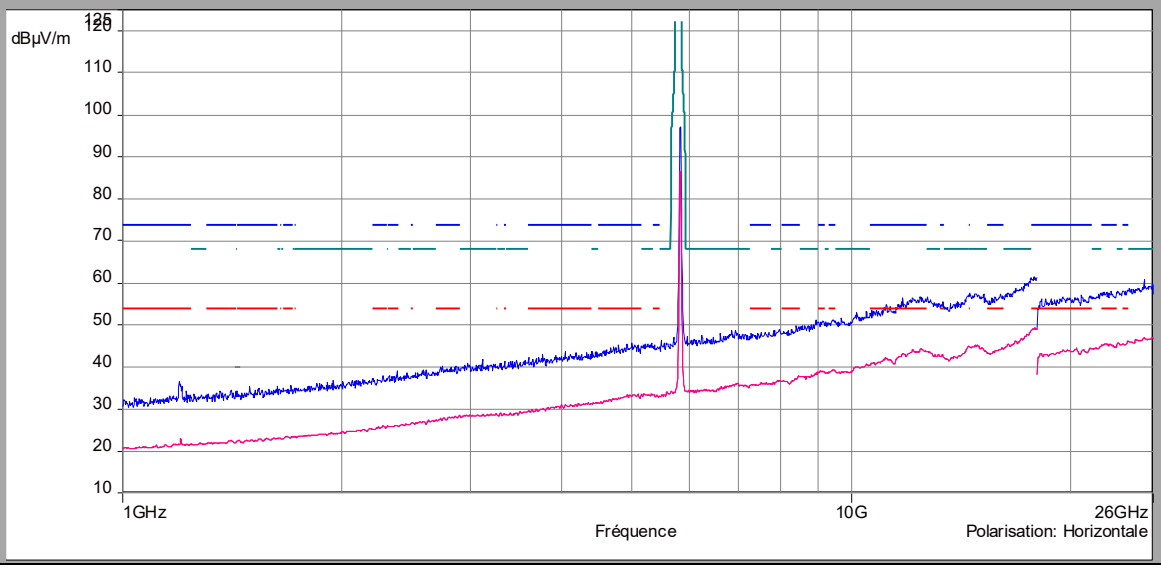

Above 1GHz

802.11n HT40/ac VHT40

C14/C15

Vertical Polarization

FCC/FCC 15.209 5150MHz-5350MHz Band - Classe:1 - Moyenne/3.0m/
FCC/FCC 15.209 5150MHz-5350MHz Band - Classe:1 - Crête/3.0m/
Mes.Peak _Channel Low - Verticale (Verticale)
Mes.Avg _Channel Low - Verticale (Verticale)
Mes.Peak _Channel High - Verticale (Verticale)
Mes.Avg _Channel High - Verticale (Verticale)

Description Sous-bande 2
Fréquences:5.1 GHz - 5.4 GHz (Mode analyseur) 32001 Points
Réglages: RBW: 1MHz, VBW: 3MHz, Durée balayage : 1 ms/Pts, Atténuation : 0 dB, Nombre de Balayages : 1, Preamp : C
Polarisation:Verticale
Distance: 3 m

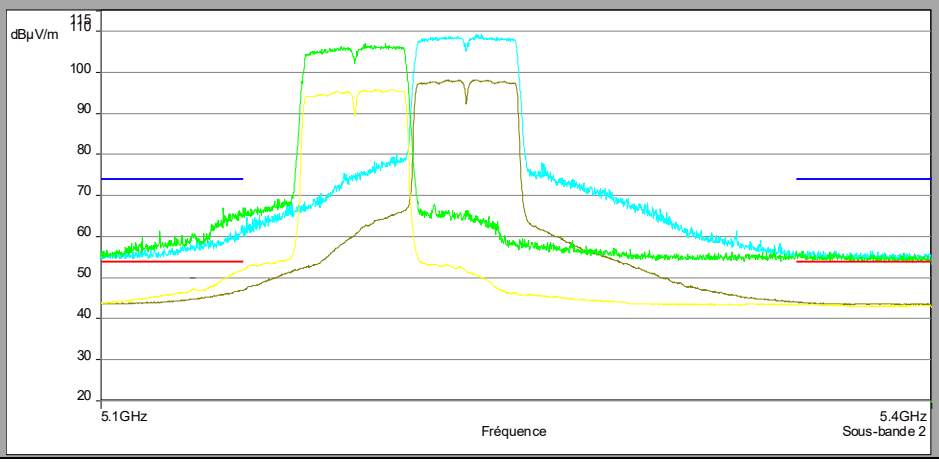

Horizontal polarization

FCC/FCC 15.209 5150MHz-5350MHz Band - Classe:1 - Moyenne/3.0m/
FCC/FCC 15.209 5150MHz-5350MHz Band - Classe:1 - Crête/3.0m/
Mes.Peak _Channel Low - Horizontale (Horizontale)
Mes.Avg _Channel Low - Horizontale (Horizontale)
Mes.Peak _Channel High - Horizontale (Horizontale)
Mes.Avg _Channel High - Horizontale (Horizontale)

Description Sous-bande 1
Fréquences:5.1 GHz - 5.4 GHz (Mode analyseur) 32001 Points
Réglages: RBW: 1MHz, VBW: 3MHz, Durée balayage : 1 ms/Pts, Atténuation : 0 dB, Nombre de Balayages : 1, Preamp : C
Polarisation:Horizontale
Distance: 3 m

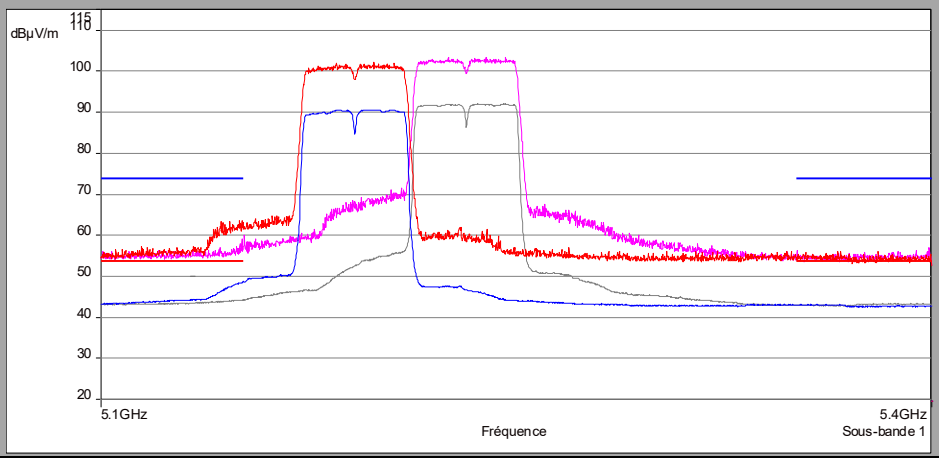

Above 1GHz

802.11n HT40/ac VHT40

C16/C17

Vertical Polarization

FCC/FCC 15.209 5150MHz-5350MHz Band - Classe:1 - Moyenne/3.0m/
FCC/FCC 15.209 5150MHz-5350MHz Band - Classe:1 - Crête/3.0m/
Mes.Peak _Channel Low - Verticale (Verticale)
Mes.Avg _Channel Low - Verticale (Verticale)
Mes.Peak _Channel High - Verticale (Verticale)
Mes.Avg _Channel High - Verticale (Verticale)

Description Sous-bande 2
Fréquences:5.1 GHz - 5.4 GHz (Mode analyseur) 32001 Points
Réglages: RBW: 1MHz, VBW: 3MHz, Durée balayage : 2 ms/Pts, Atténuation : 0 dB, Nombre de Balayages : 1, Preamp : C
Polarisation:Verticale
Distance: 3 m

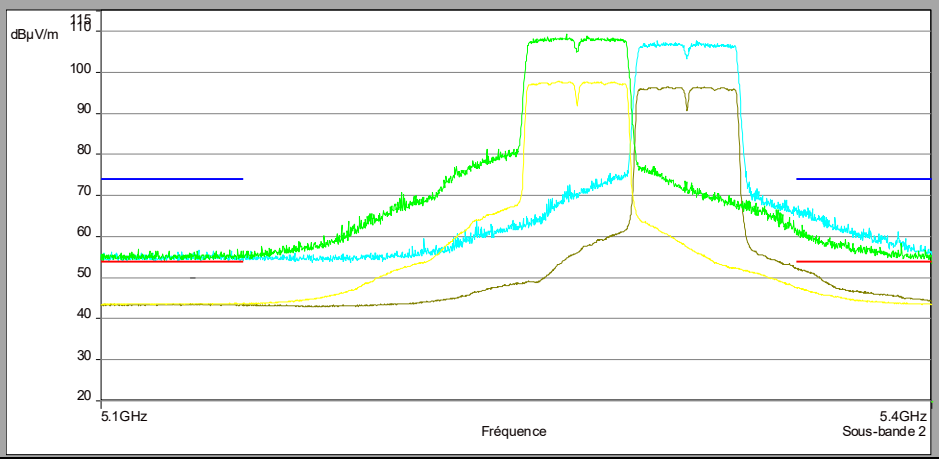

Horizontal polarization

FCC/FCC 15.209 5150MHz-5350MHz Band - Classe:1 - Moyenne/3.0m/
FCC/FCC 15.209 5150MHz-5350MHz Band - Classe:1 - Crête/3.0m/
Mes.Peak _Channel Low - Horizontale (Horizontale)
Mes.Avg _Channel Low - Horizontale (Horizontale)
Mes.Peak _Channel High - Horizontale (Horizontale)
Mes.Avg _Channel High - Horizontale (Horizontale)

Description Sous-bande 1
Fréquences:5.1 GHz - 5.4 GHz (Mode analyseur) 32001 Points
Réglages: RBW: 1MHz, VBW: 3MHz, Durée balayage : 2 ms/Pts, Atténuation : 0 dB, Nombre de Balayages : 1, Preamp : C
Polarisation:Horizontale
Distance: 3 m

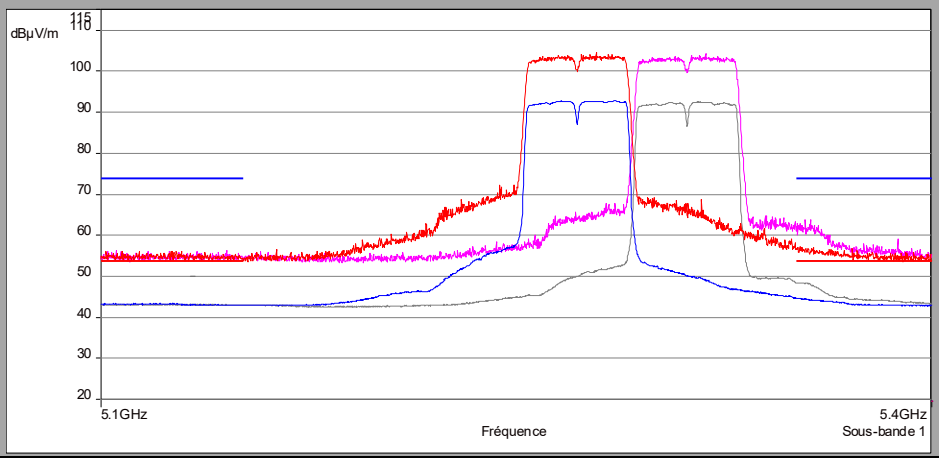

Above 1GHz

802.11n HT40/ac VHT40

C18/C19/C20

Vertical Polarization

FCC/FCC 15.209 5470MHz-5725MHz Band - Classe:1 - Moyenne/3.0m/
FCC/FCC 15.209 5470MHz-5725MHz Band - Classe:1 - Crête/3.0m/
Mes.Peak _Channel Low - Verticale (Verticale)
Mes.Avg _Channel Low - Verticale (Verticale)
Mes.Peak _Channel Mid - Verticale (Verticale)
Mes.Avg _Channel Mid - Verticale (Verticale)
Mes.Peak _Channel High - Verticale (Verticale)
Mes.Avg _Channel High - Verticale (Verticale)

Description Sous-bande 2
Fréquences:5.45 GHz - 5.8 GHz (Mode analyseur) 32001 Points
Réglages: RBW: 1MHz, VBW: 3MHz, Durée balayage : 2 ms/Pts, Atténuation : 0 dB, Nombre de Balayages : 1, Preamp : (
Polarisation:Verticale
Distance: 3 m

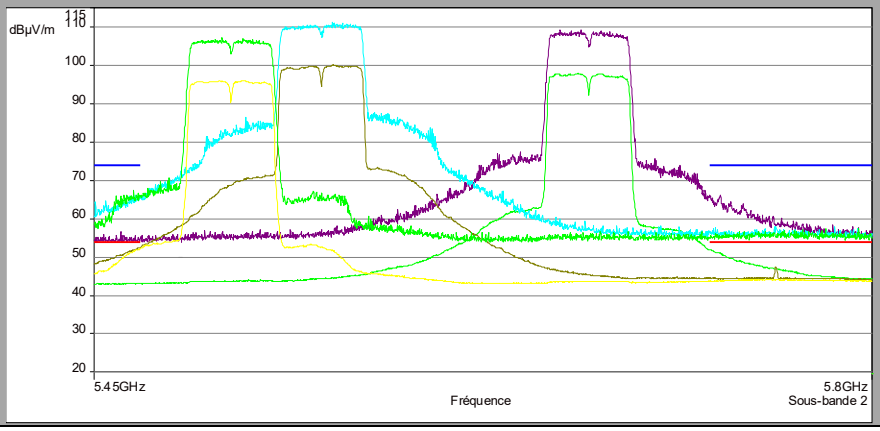

Horizontal polarization

FCC/FCC 15.209 5470MHz-5725MHz Band - Classe:1 - Moyenne/3.0m/
FCC/FCC 15.209 5470MHz-5725MHz Band - Classe:1 - Crête/3.0m/
Mes.Peak _Channel Low - Horizontale (Horizontale)
Mes.Avg _Channel Low - Horizontale (Horizontale)
Mes.Peak _Channel Mid - Horizontale (Horizontale)
Mes.Avg _Channel Mid - Horizontale (Horizontale)
Mes.Peak _Channel High - Horizontale (Horizontale)
Mes.Avg _Channel High - Horizontale (Horizontale)

Description Sous-bande 1
Fréquences:5.45 GHz - 5.8 GHz (Mode analyseur) 32001 Points
Réglages: RBW: 1MHz, VBW: 3MHz, Durée balayage : 2 ms/Pts, Atténuation : 0 dB, Nombre de Balayages : 1, Preamp : (
Polarisation:Horizontale
Distance: 3 m

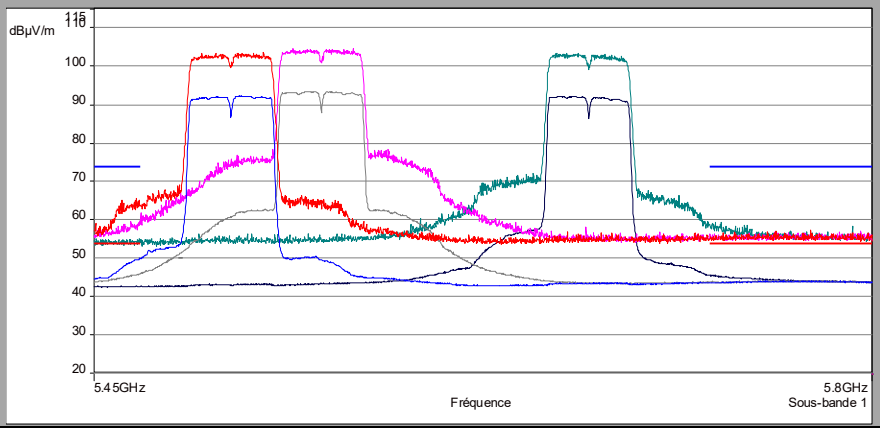

Above 1GHz

802.11n HT40/ac VHT40

C21

Vertical Polarization

FCC/FCC 15.209 5470MHz-5850MHz Straddle - Classe:1 - Moyenne/3.0m/
FCC/FCC 15.209 5470MHz-5850MHz Straddle - Classe:1 - Crête/3.0m/
Mes.Peak (Verticale)
Mes.Avg (Verticale)

Description Sous-bande 2
Fréquences:5.45 GHz - 5.9 GHz (Mode analyseur) 32001 Points
Réglages: RBW: 1MHz, VBW: 3MHz, Durée balayage : 1 ms/Pts, Atténuation : 0 dB, Nombre de Balayages : 1, Preamp : (
Polarisation:Verticale
Distance: 3 m

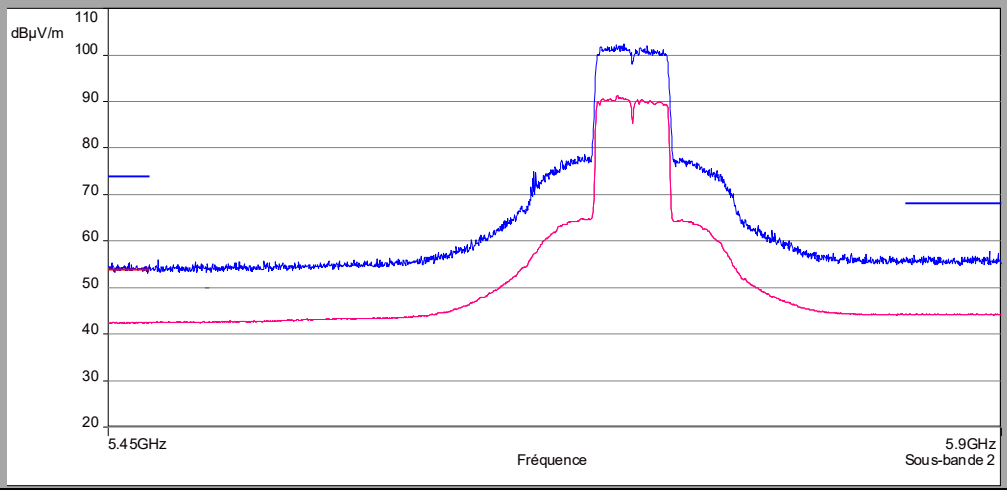

Horizontal polarization

FCC/FCC 15.209 5470MHz-5850MHz Straddle - Classe:1 - Moyenne/3.0m/
FCC/FCC 15.209 5470MHz-5850MHz Straddle - Classe:1 - Crête/3.0m/
Mes.Peak (Horizontale)
Mes.Avg (Horizontale)

Description Sous-bande 1
Fréquences:5.45 GHz - 5.9 GHz (Mode analyseur) 32001 Points
Réglages: RBW: 1MHz, VBW: 3MHz, Durée balayage : 1 ms/Pts, Atténuation : 0 dB, Nombre de Balayages : 1, Preamp : (
Polarisation:Horizontale
Distance: 3 m

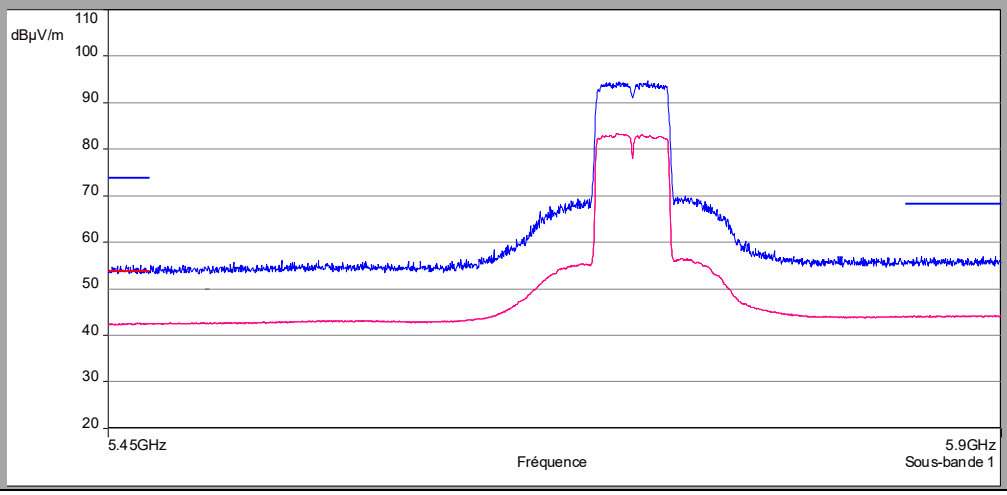

Above 1GHz

802.11n HT40/ac VHT40

C22/C23

Vertical Polarization

FCC/FCC 15.407 b (4) (i) 5725MHz-5850MHz - Classe:1 - Crête/3.0m/
Mes.Peak _Channel Low - Verticale (Verticale)
Mes.Avg _Channel Low - Verticale (Verticale)
Mes.Peak _Channel High - Verticale (Verticale)
Mes.Avg _Channel High - Verticale (Verticale)

Description Sous-bande 2
Fréquences:5.45 GHz - 6 GHz (Mode analyseur) 32001 Points
Réglages: RBW: 1MHz, VBW: 3MHz, Durée balayage : 2 ms/Pts, Atténuation : 0 dB, Nombre de Balayages : 1, Preamp : C
Polarisation:Verticale
Distance: 3 m

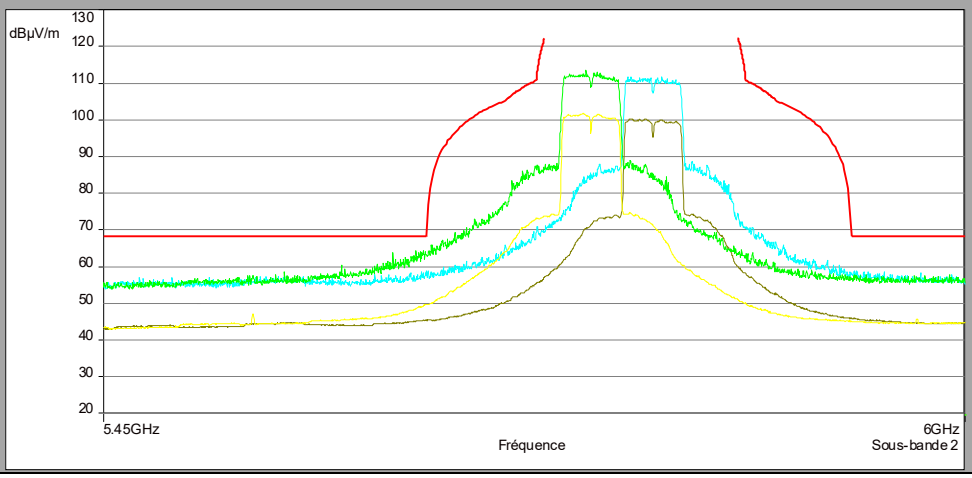

Horizontal polarization

FCC/FCC 15.407 b (4) (i) 5725MHz-5850MHz - Classe:1 - Crête/3.0m/
Mes.Peak _Channel Low - Horizontale (Horizontale)
Mes.Avg _Channel Low - Horizontale (Horizontale)
Mes.Peak _Channel High - Horizontale (Horizontale)
Mes.Avg _Channel High - Horizontale (Horizontale)

Description Sous-bande 1
Fréquences:5.45 GHz - 6 GHz (Mode analyseur) 32001 Points
Réglages: RBW: 1MHz, VBW: 3MHz, Durée balayage : 2 ms/Pts, Atténuation : 0 dB, Nombre de Balayages : 1, Preamp : C
Polarisation:Horizontale
Distance: 3 m

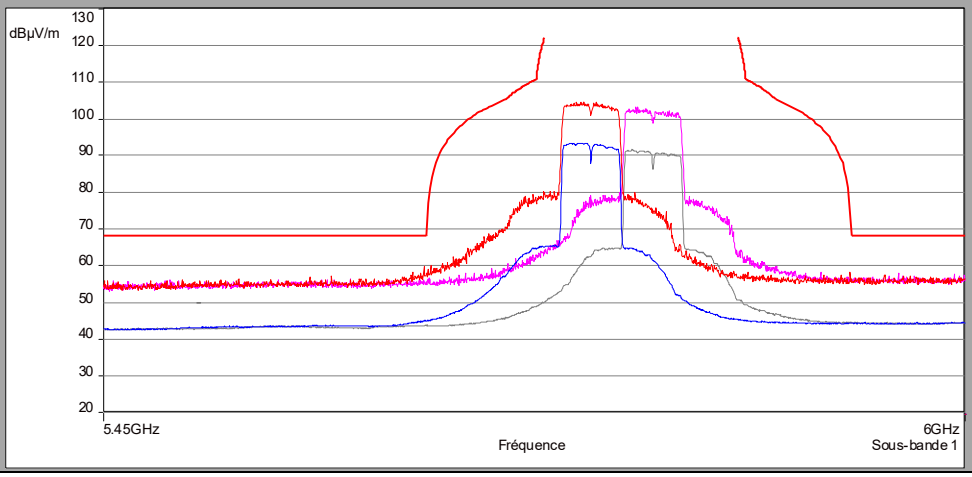

Above 1GHz
802.11n HT40/ac VHT40
C14
Vertical Polarization

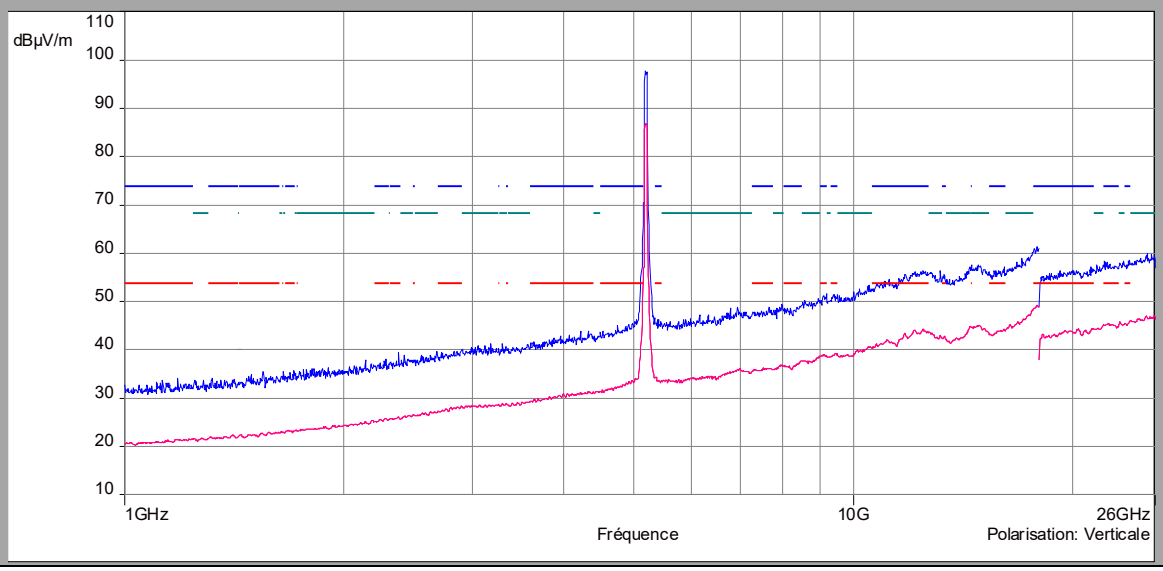

Horizontal polarization

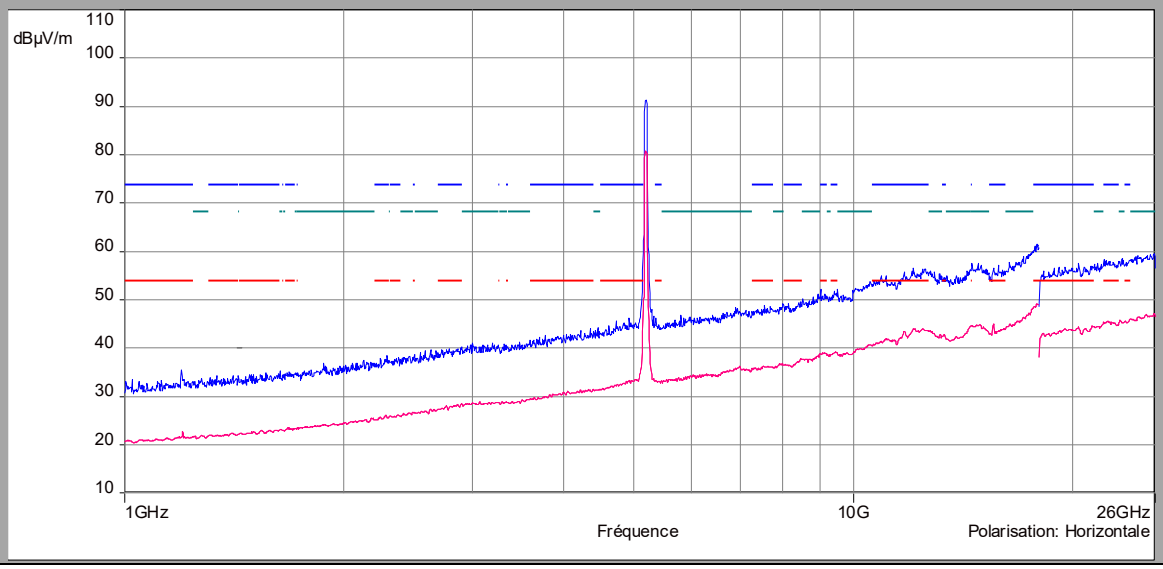

Above 1GHz
802.11n HT40/ac VHT40
C15
Vertical Polarization

FCC/FCC non restricted frequency band 5150-5350 - Classe:1 - Crête/3.0m/
FCC/FCC restricted frequency band - Classe:1 - Moyenne/3.0m/
FCC/FCC restricted frequency band - Classe:1 - Crête/3.0m/
Mes.Peak (Verticale)
Mes.Avg (Verticale)

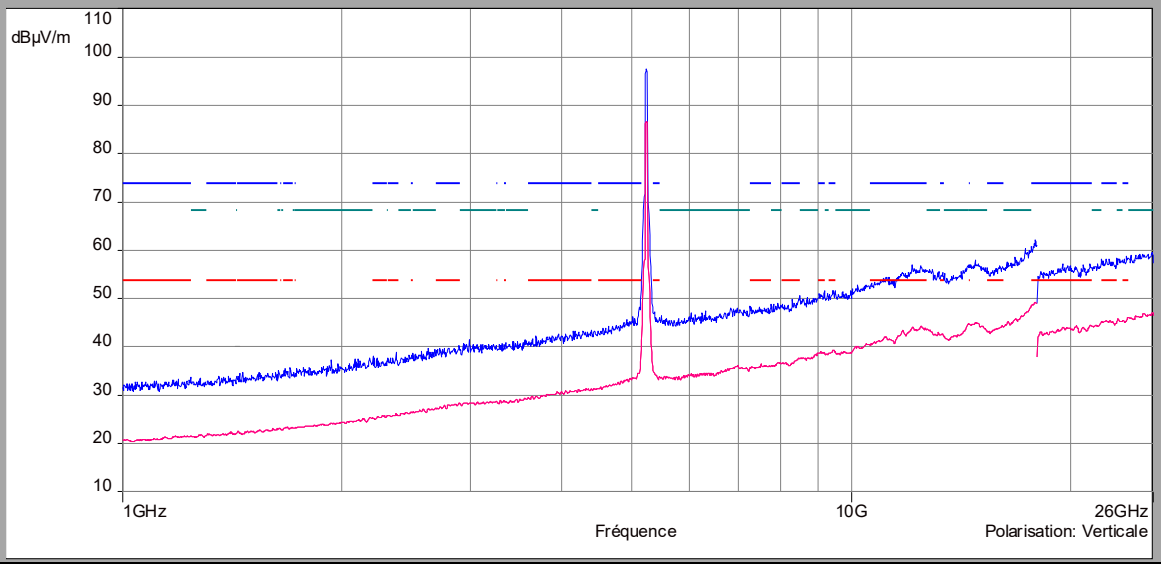

Horizontal polarization

FCC/FCC non restricted frequency band 5150-5350 - Classe:1 - Crête/3.0m/
FCC/FCC restricted frequency band - Classe:1 - Moyenne/3.0m/
FCC/FCC restricted frequency band - Classe:1 - Crête/3.0m/
Mes.Peak (Horizontale)
Mes.Avg (Horizontale)

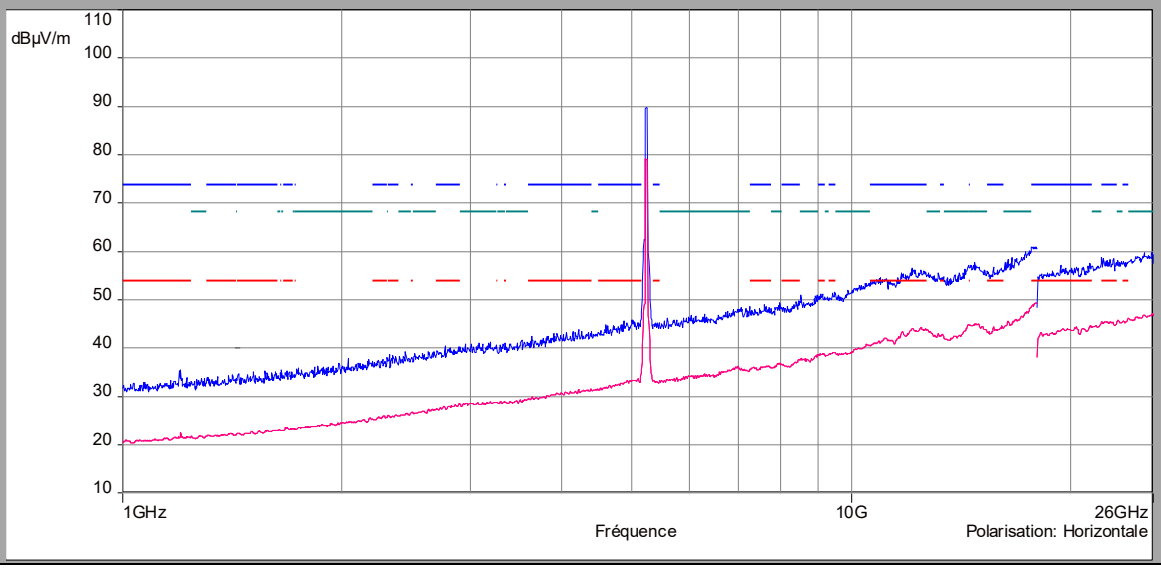

Above 1GHz
802.11n HT40/ac VHT40
C16
Vertical Polarization

FCC/FCC non restricted frequency band 5150-5350 - Classe:1 - Crête/3.0m/
FCC/FCC restricted frequency band - Classe:1 - Moyenne/3.0m/
FCC/FCC restricted frequency band - Classe:1 - Crête/3.0m/
Mes.Peak (Verticale)
Mes.Avg (Verticale)

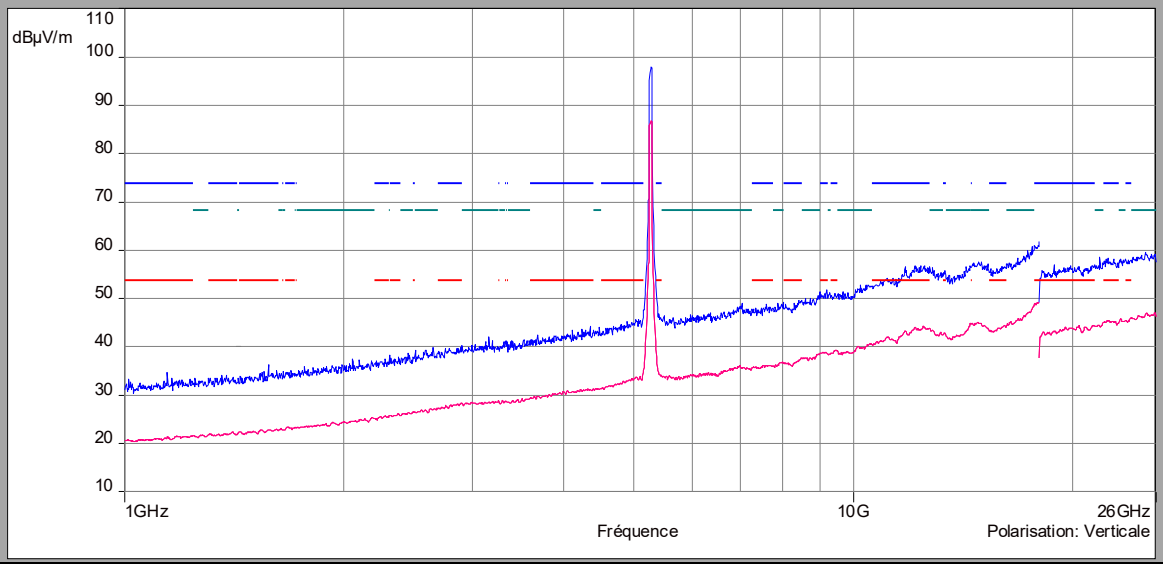

Horizontal polarization

FCC/FCC non restricted frequency band 5150-5350 - Classe:1 - Crête/3.0m/
FCC/FCC restricted frequency band - Classe:1 - Moyenne/3.0m/
FCC/FCC restricted frequency band - Classe:1 - Crête/3.0m/
Mes.Peak (Horizontale)
Mes.Avg (Horizontale)

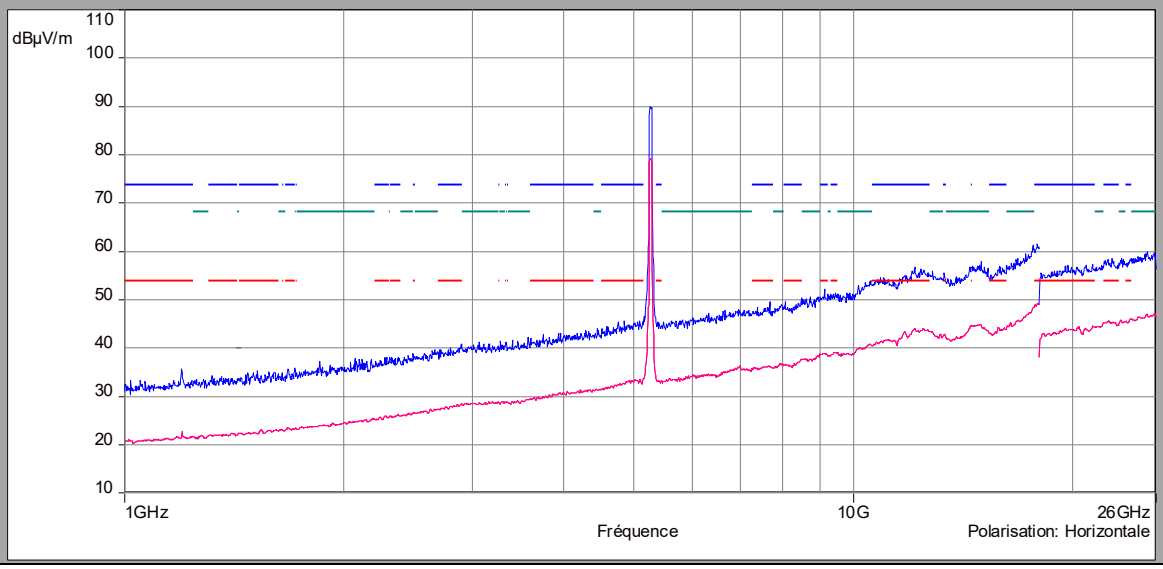

Above 1GHz
802.11n HT40/ac VHT40
C17
Vertical Polarization

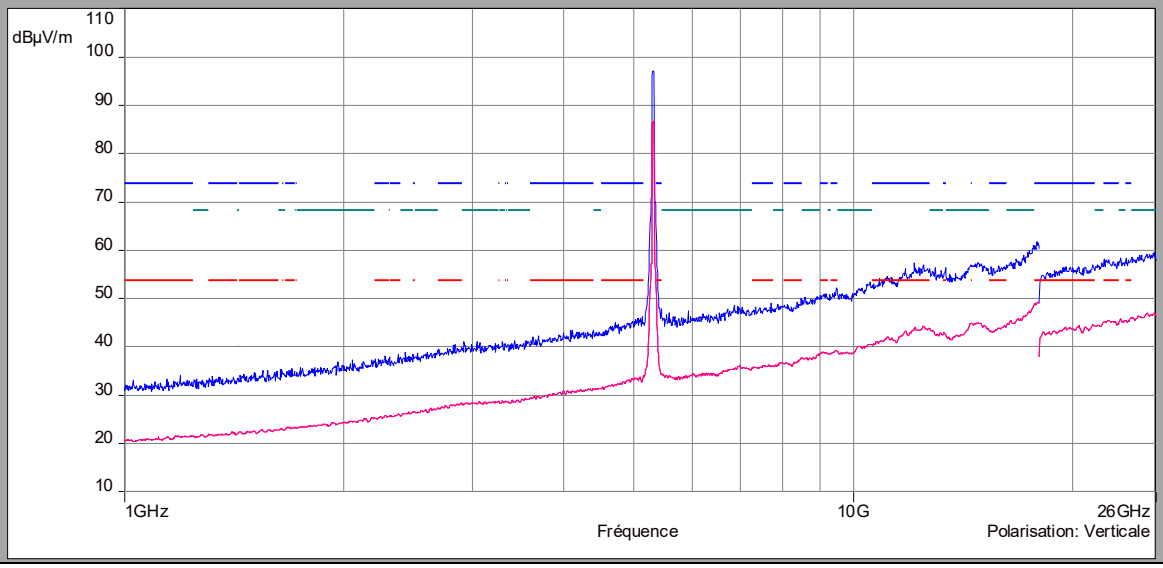

Horizontal polarization

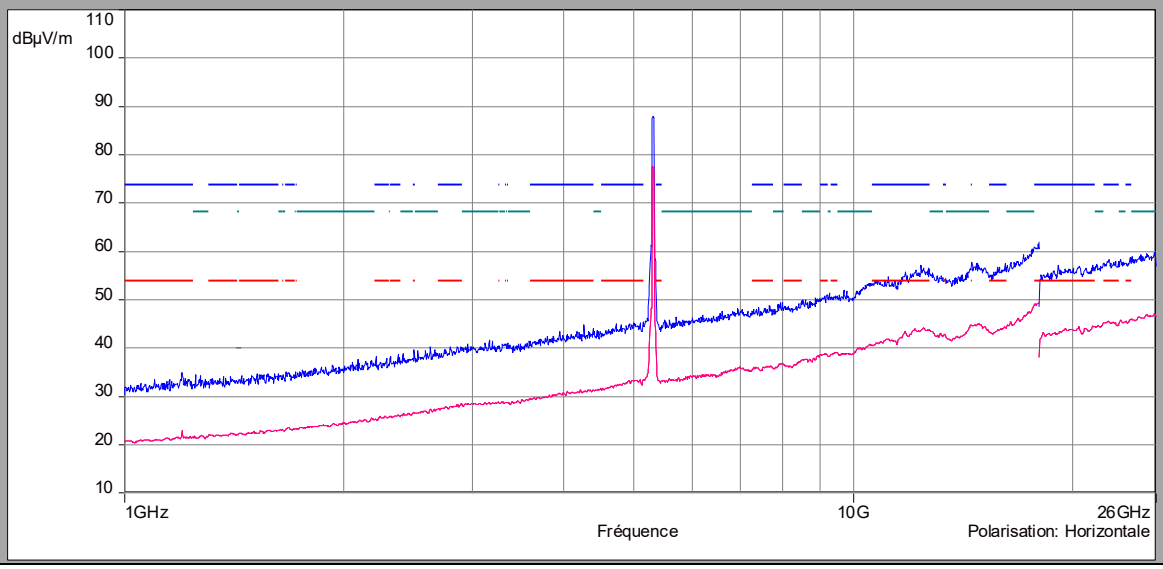

Above 1GHz
802.11n HT40/ac VHT40
C18
Vertical Polarization

FCC/FCC non restricted frequency band 5460-5725 - Classe:1 - Crête/3.0m/
FCC/FCC restricted frequency band - Classe:1 - Moyenne/3.0m/
FCC/FCC restricted frequency band - Classe:1 - Crête/3.0m/
Mes.Peak (Verticale)
Mes.Avg (Verticale)

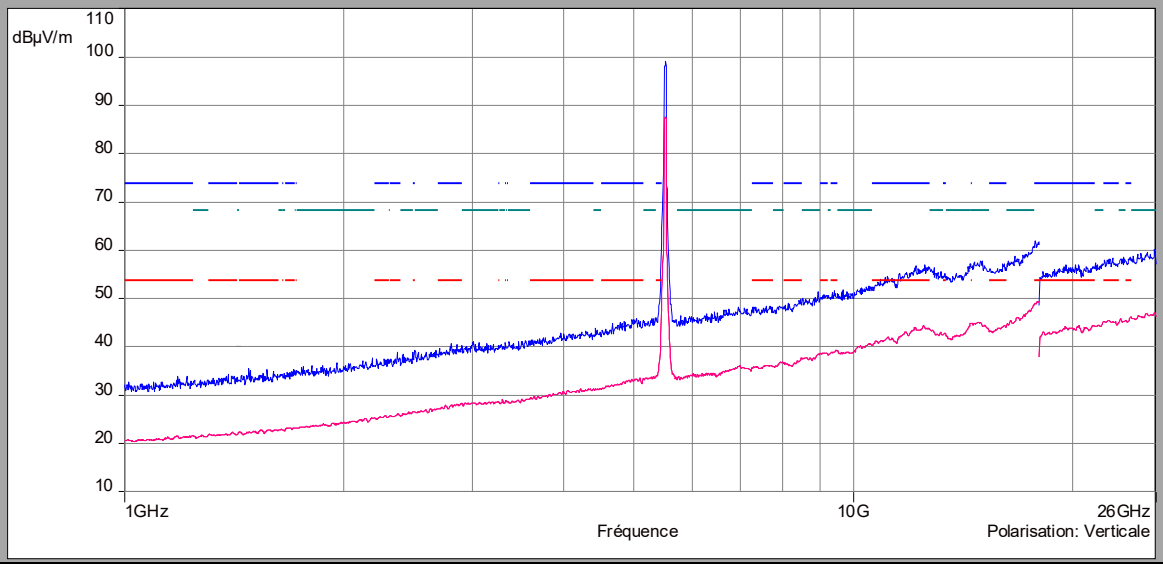

Horizontal polarization

FCC/FCC non restricted frequency band 5460-5725 - Classe:1 - Crête/3.0m/
FCC/FCC restricted frequency band - Classe:1 - Moyenne/3.0m/
FCC/FCC restricted frequency band - Classe:1 - Crête/3.0m/
Mes.Peak (Horizontale)
Mes.Avg (Horizontale)

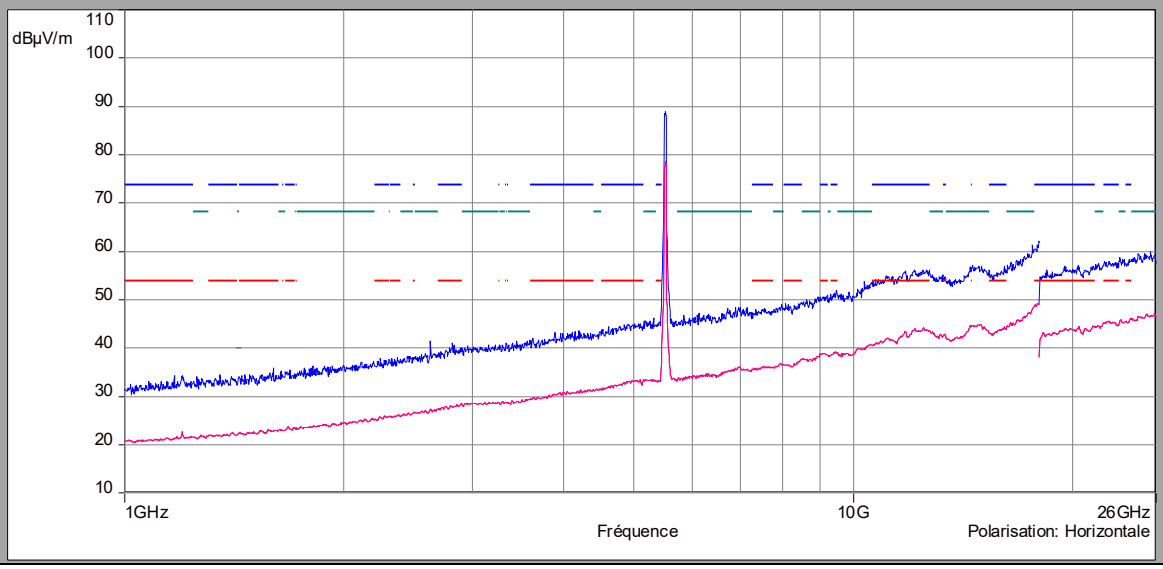

Above 1GHz
802.11n HT40/ac VHT40
C19
Vertical Polarization

FCC/FCC non restricted frequency band 5460-5725 - Classe:1 - Crête/3.0m/
FCC/FCC restricted frequency band - Classe:1 - Moyenne/3.0m/
FCC/FCC restricted frequency band - Classe:1 - Crête/3.0m/
Mes.Peak (Verticale)
Mes.Avg (Verticale)

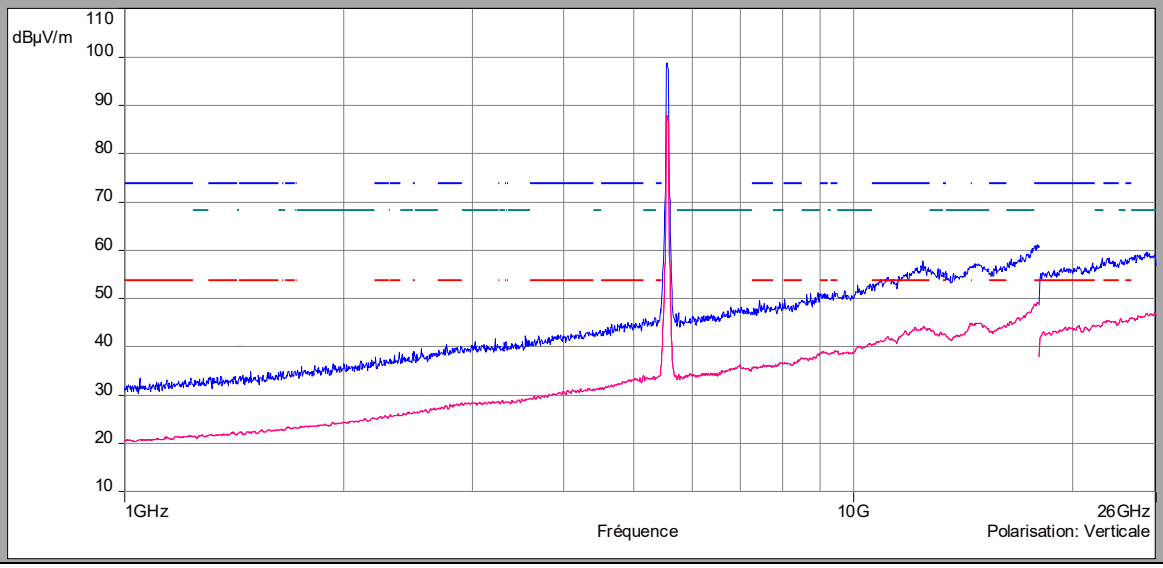

Horizontal polarization

FCC/FCC non restricted frequency band 5460-5725 - Classe:1 - Crête/3.0m/
FCC/FCC restricted frequency band - Classe:1 - Moyenne/3.0m/
FCC/FCC restricted frequency band - Classe:1 - Crête/3.0m/
Mes.Peak (Horizontale)
Mes.Avg (Horizontale)

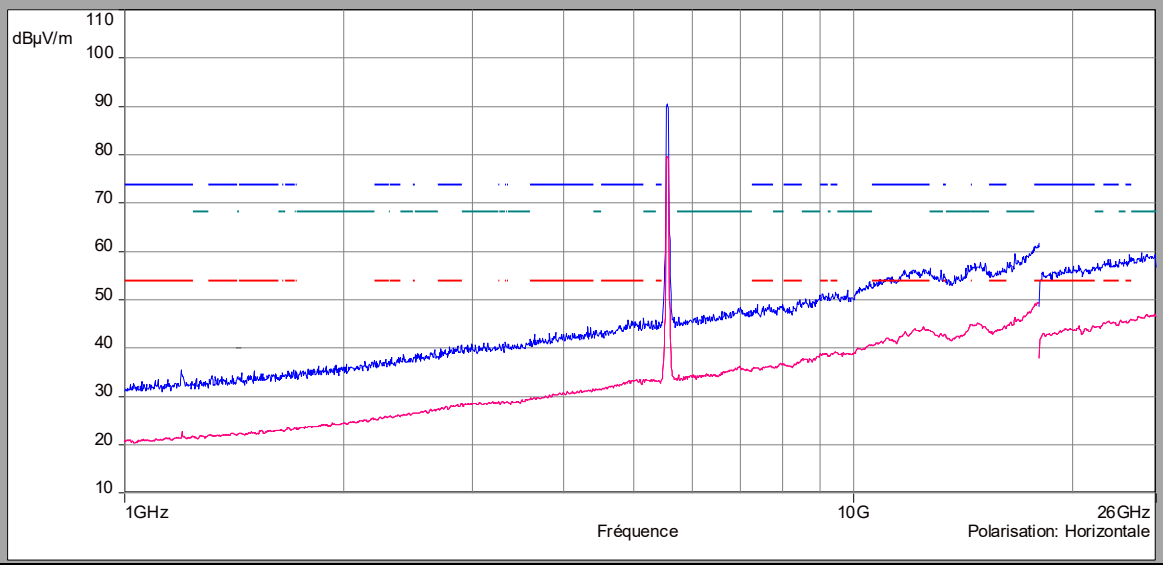

Above 1GHz
802.11n HT40/ac VHT40
C20
Vertical Polarization

FCC/FCC non restricted frequency band 5460-5725 - Classe:1 - Crête/3.0m/
FCC/FCC restricted frequency band - Classe:1 - Moyenne/3.0m/
FCC/FCC restricted frequency band - Classe:1 - Crête/3.0m/
Mes.Peak (Verticale)
Mes.Avg (Verticale)

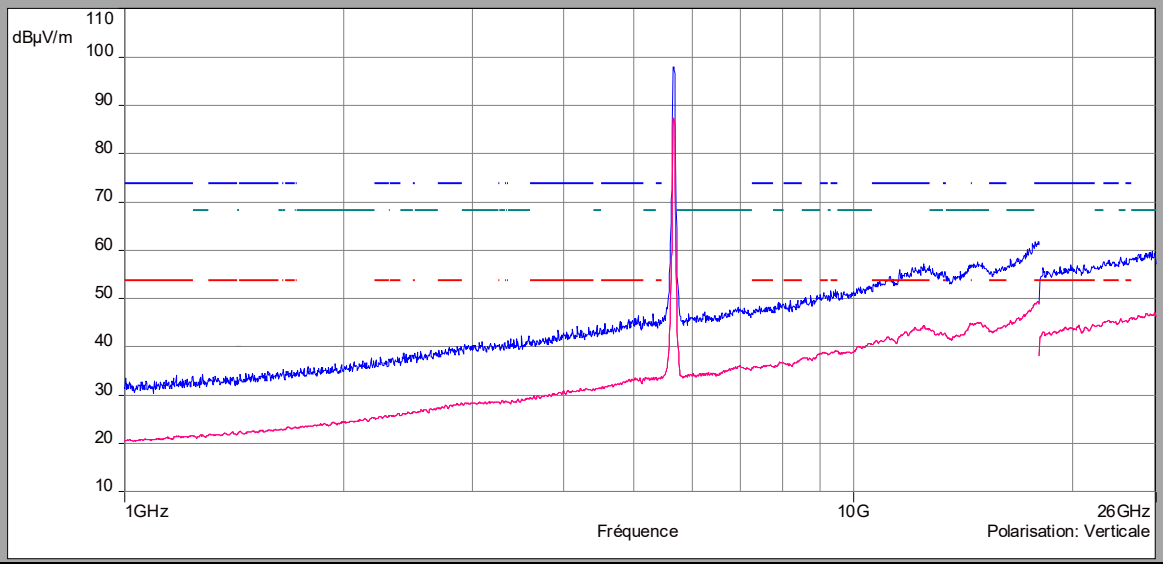

Horizontal polarization

FCC/FCC non restricted frequency band 5460-5725 - Classe:1 - Crête/3.0m/
FCC/FCC restricted frequency band - Classe:1 - Moyenne/3.0m/
FCC/FCC restricted frequency band - Classe:1 - Crête/3.0m/
Mes.Peak (Horizontale)
Mes.Avg (Horizontale)

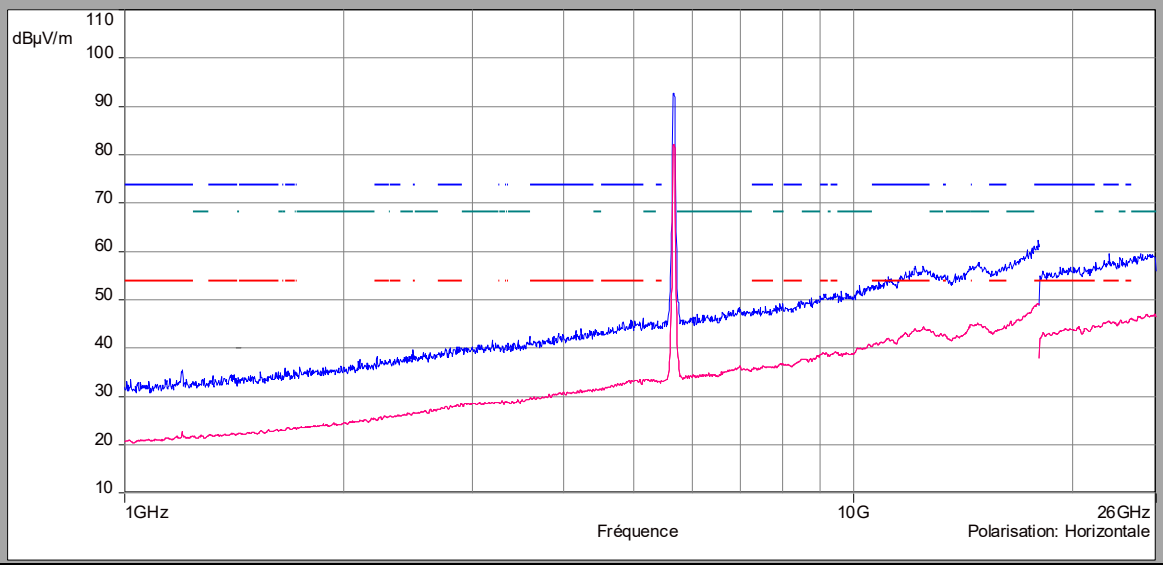

Above 1GHz
802.11n HT40/ac VHT40
C21
Vertical Polarization

FCC/FCC non restricted frequency band 5460-5725 - Classe:1 - Crête/3.0m/
FCC/FCC restricted frequency band - Classe:1 - Moyenne/3.0m/
FCC/FCC restricted frequency band - Classe:1 - Crête/3.0m/
Mes.Peak (Verticale)
Mes.Avg (Verticale)

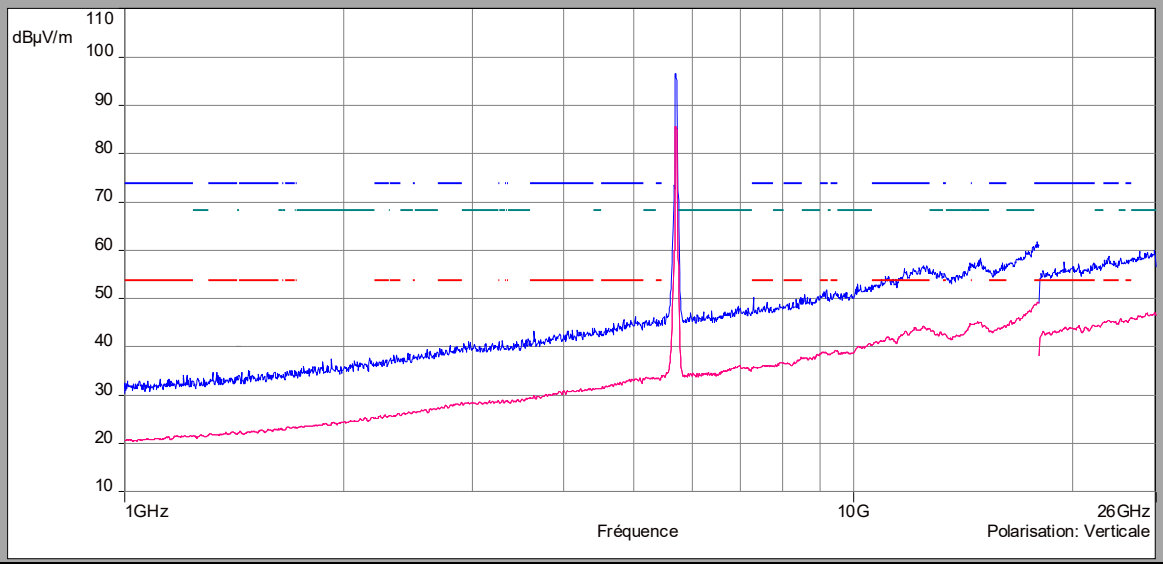

Horizontal polarization

FCC/FCC non restricted frequency band 5460-5725 - Classe:1 - Crête/3.0m/
FCC/FCC restricted frequency band - Classe:1 - Moyenne/3.0m/
FCC/FCC restricted frequency band - Classe:1 - Crête/3.0m/
Mes.Peak (Horizontale)
Mes.Avg (Horizontale)

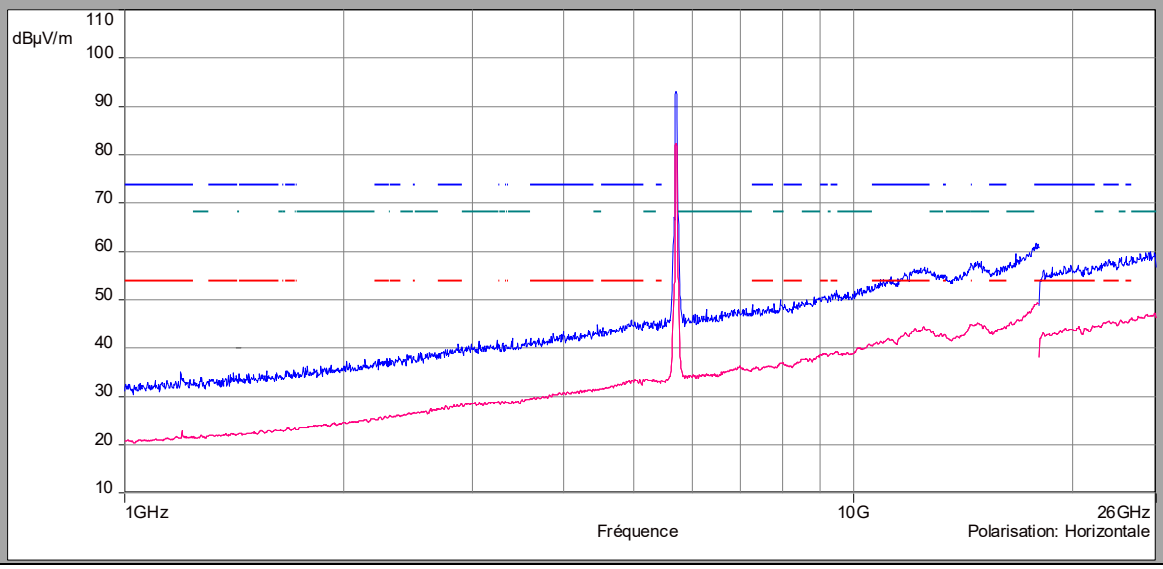

Above 1GHz
802.11n HT40/ac VHT40
C22
Vertical Polarization

FCC/FCC restricted frequency band - Classe:1 - Moyenne/3.0m/
FCC/FCC restricted frequency band - Classe:1 - Crête/3.0m/
FCC/FCC non restricted frequency band 5725-5850 - Classe:1 - Crête/3.0m/
Mes.Peak (Verticale)
Mes.Avg (Verticale)

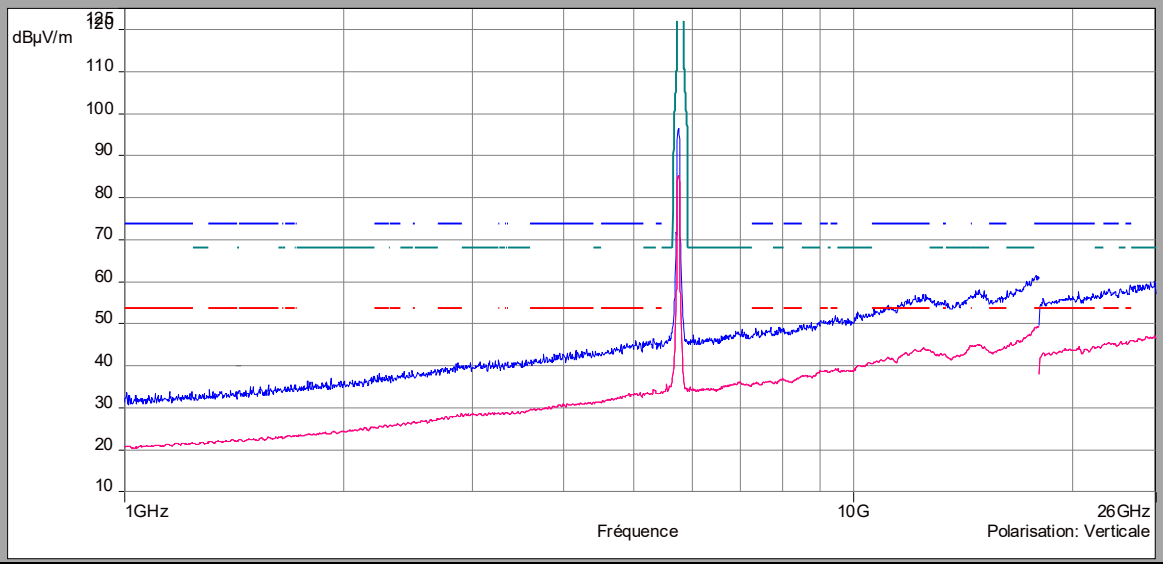

Horizontal polarization

FCC/FCC restricted frequency band - Classe:1 - Moyenne/3.0m/
FCC/FCC restricted frequency band - Classe:1 - Crête/3.0m/
FCC/FCC non restricted frequency band 5725-5850 - Classe:1 - Crête/3.0m/
Mes.Peak (Horizontale)
Mes.Avg (Horizontale)

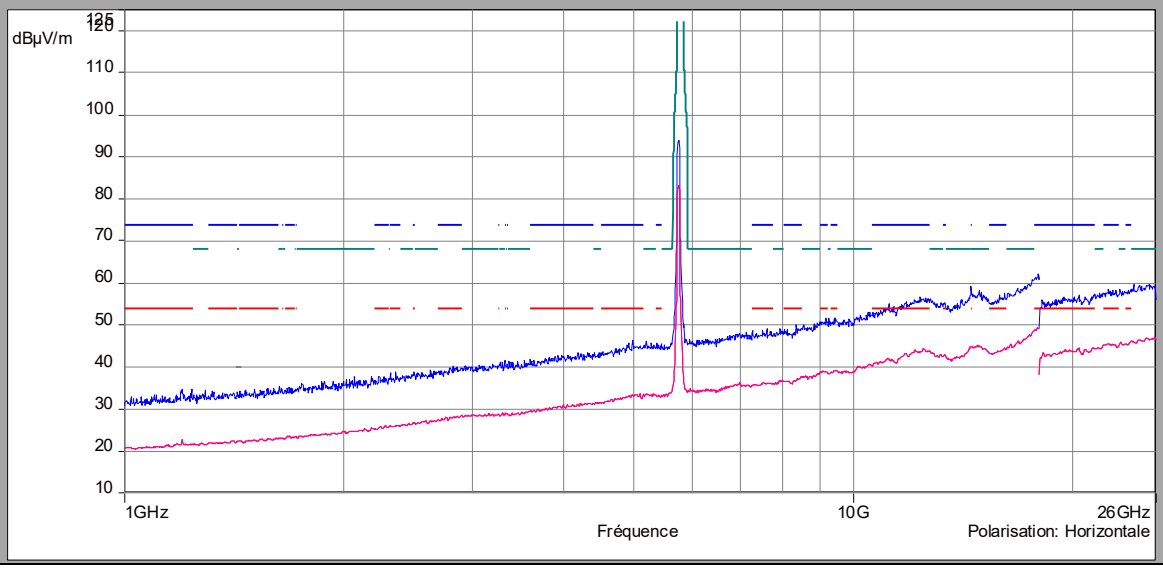

Above 1GHz
802.11n HT40/ac VHT40
C23
Vertical Polarization

FCC/FCC restricted frequency band - Classe:1 - Moyenne/3.0m/
FCC/FCC restricted frequency band - Classe:1 - Crête/3.0m/
FCC/FCC non restricted frequency band 5725-5850 - Classe:1 - Crête/3.0m/
Mes.Peak (Verticale)
Mes.Avg (Verticale)

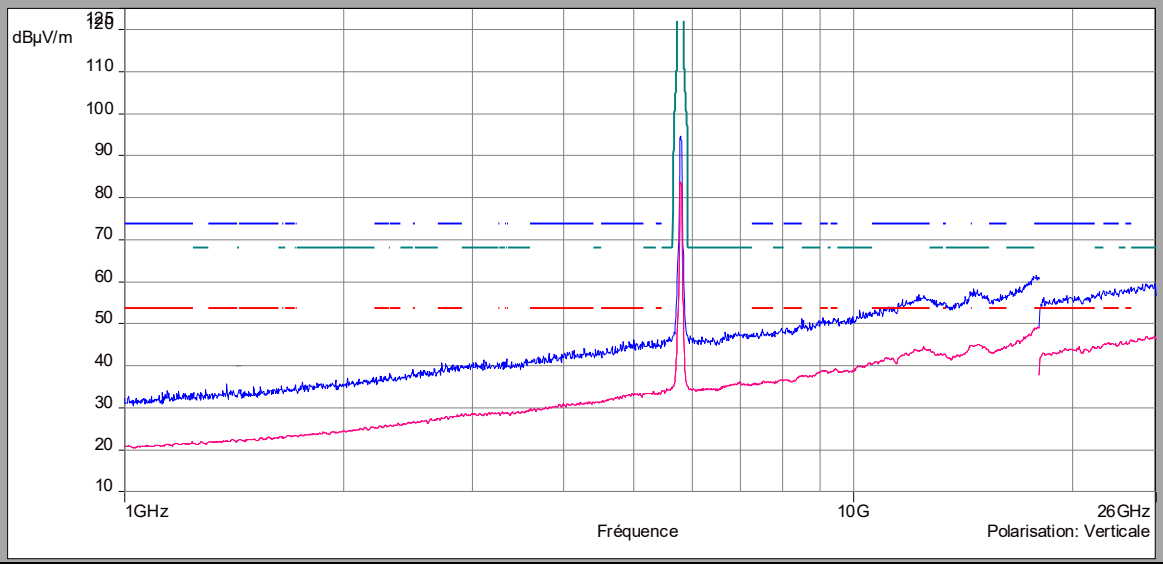

Horizontal polarization

FCC/FCC restricted frequency band - Classe:1 - Moyenne/3.0m/
FCC/FCC restricted frequency band - Classe:1 - Crête/3.0m/
FCC/FCC non restricted frequency band 5725-5850 - Classe:1 - Crête/3.0m/
Mes.Peak (Horizontale)
Mes.Avg (Horizontale)

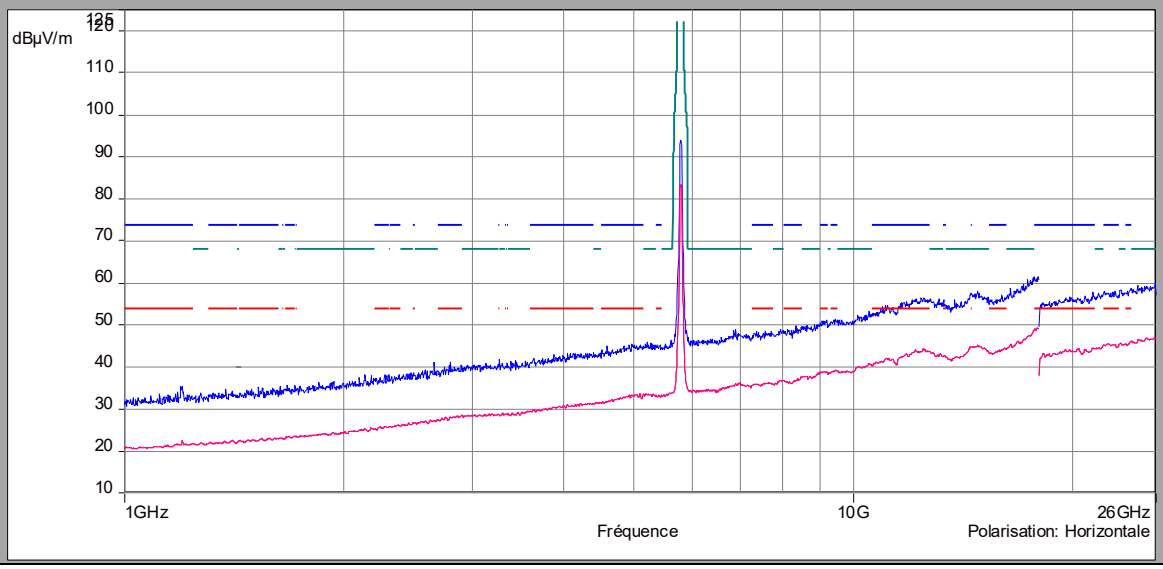

Above 1GHz

802.11ac VHT80

C24

Vertical Polarization

FCC/FCC 15.209 5150MHz-5350MHz Band - Classe:1 - Moyenne/3.0m/
FCC/FCC 15.209 5150MHz-5350MHz Band - Classe:1 - Crête/3.0m/
Mes.Peak (Verticale)
Mes.Avg (Verticale)

Description Sous-bande 2
Fréquences:5.1 GHz - 5.4 GHz (Mode analyseur) 32001 Points
Réglages: RBW: 1MHz, VBW: 3MHz, Durée balayage : 1 ms/Pts, Atténuation : 0 dB, Nombre de Balayages : 1, Preamp : C
Polarisation:Verticale
Distance: 3 m

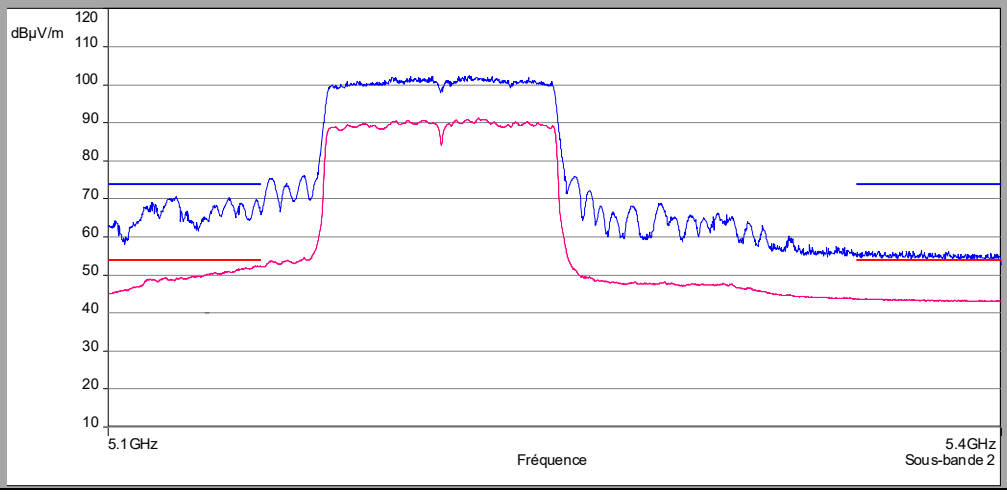

Horizontal polarization

FCC/FCC 15.209 5150MHz-5350MHz Band - Classe:1 - Moyenne/3.0m/
FCC/FCC 15.209 5150MHz-5350MHz Band - Classe:1 - Crête/3.0m/
Mes.Peak (Horizontale)
Mes.Avg (Horizontale)

Description Sous-bande 1
Fréquences:5.1 GHz - 5.4 GHz (Mode analyseur) 32001 Points
Réglages: RBW: 1MHz, VBW: 3MHz, Durée balayage : 1 ms/Pts, Atténuation : 0 dB, Nombre de Balayages : 1, Preamp : C
Polarisation:Horizontale
Distance: 3 m

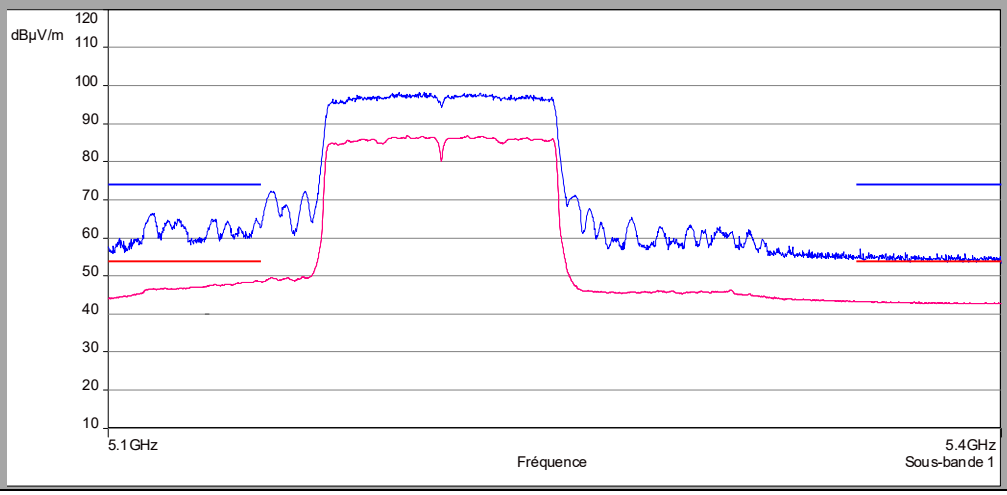

Above 1GHz
802.11ac VHT80
C25
Vertical Polarization

FCC/FCC 15.209 5150MHz-5350MHz Band - Classe:1 - Moyenne/3.0m/
FCC/FCC 15.209 5150MHz-5350MHz Band - Classe:1 - Crête/3.0m/
Mes.Peak (Verticale)
Mes.Avg (Verticale)

Description Sous-bande 2
Fréquences:5.1 GHz - 5.4 GHz (Mode analyseur) 32001 Points
Réglages: RBW: 1MHz, VBW: 3MHz, Durée balayage : 1 ms/Pts, Atténuation : 0 dB, Nombre de Balayages : 1, Preamp : C
Polarisation:Verticale
Distance: 3 m

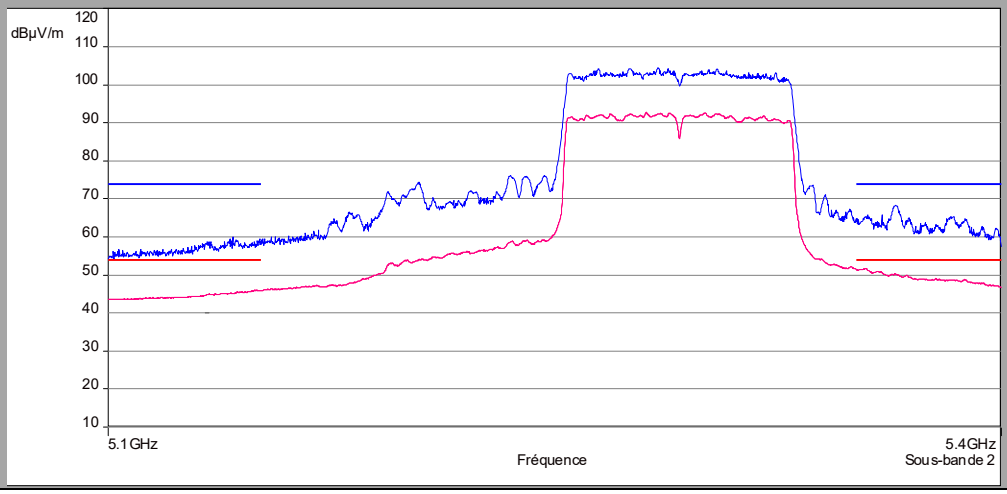

Horizontal polarization

FCC/FCC 15.209 5150MHz-5350MHz Band - Classe:1 - Moyenne/3.0m/
FCC/FCC 15.209 5150MHz-5350MHz Band - Classe:1 - Crête/3.0m/
Mes.Peak (Horizontale)
Mes.Avg (Horizontale)

Description Sous-bande 1
Fréquences:5.1 GHz - 5.4 GHz (Mode analyseur) 32001 Points
Réglages: RBW: 1MHz, VBW: 3MHz, Durée balayage : 1 ms/Pts, Atténuation : 0 dB, Nombre de Balayages : 1, Preamp : C
Polarisation:Horizontale
Distance: 3 m

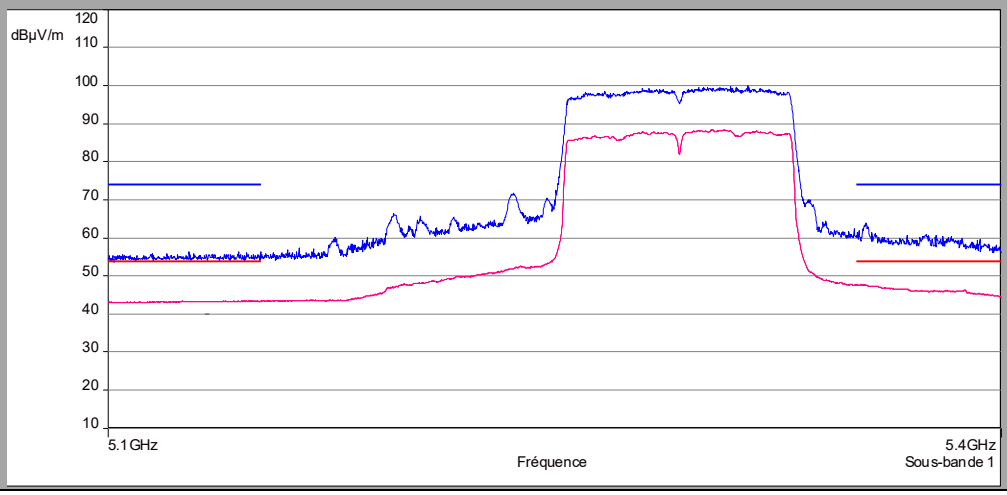

Above 1GHz

802.11ac VHT80

C26/C27

Vertical Polarization

FCC/FCC 15.209 5470MHz-5725MHz Band - Classe:1 - Moyenne/3.0m/
FCC/FCC 15.209 5470MHz-5725MHz Band - Classe:1 - Crête/3.0m/
Mes.Peak _Channel Low - Verticale (Verticale)
Mes.Avg _Channel Low - Verticale (Verticale)
Mes.Peak _Channel High - Verticale (Verticale)
Mes.Avg _Channel High - Verticale (Verticale)

Description Sous-bande 2
Fréquences:5.45 GHz - 5.8 GHz (Mode analyseur) 32001 Points
Réglages: RBW: 1MHz, VBW: 3MHz, Durée balayage : 2 ms/Pts, Atténuation : 0 dB, Nombre de Balayages : 1, Preamp : 0
Polarisation:Verticale
Distance: 3 m

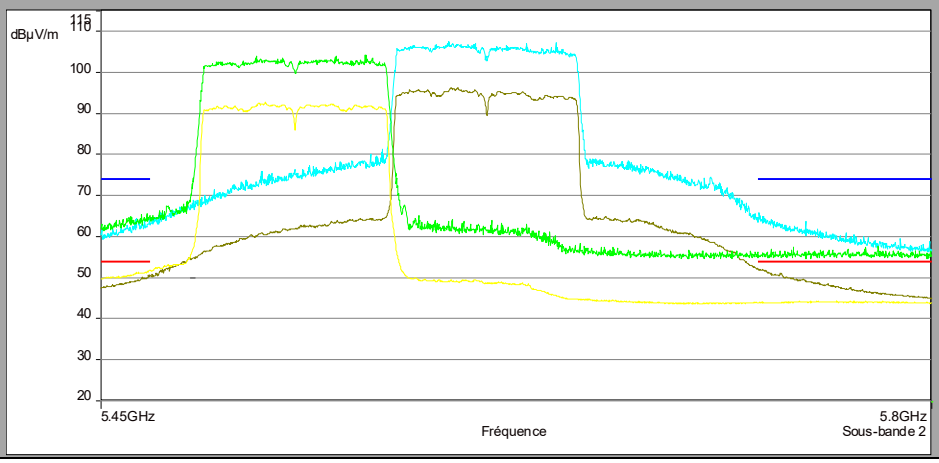

Horizontal polarization

FCC/FCC 15.209 5470MHz-5725MHz Band - Classe:1 - Moyenne/3.0m/
FCC/FCC 15.209 5470MHz-5725MHz Band - Classe:1 - Crête/3.0m/
Mes.Peak _Channel Low - Horizontale (Horizontale)
Mes.Avg _Channel Low - Horizontale (Horizontale)
Mes.Peak _Channel High - Horizontale (Horizontale)
Mes.Avg _Channel High - Horizontale (Horizontale)

Description Sous-bande 1
Fréquences:5.45 GHz - 5.8 GHz (Mode analyseur) 32001 Points
Réglages: RBW: 1MHz, VBW: 3MHz, Durée balayage : 2 ms/Pts, Atténuation : 0 dB, Nombre de Balayages : 1, Preamp : 0
Polarisation:Horizontale
Distance: 3 m

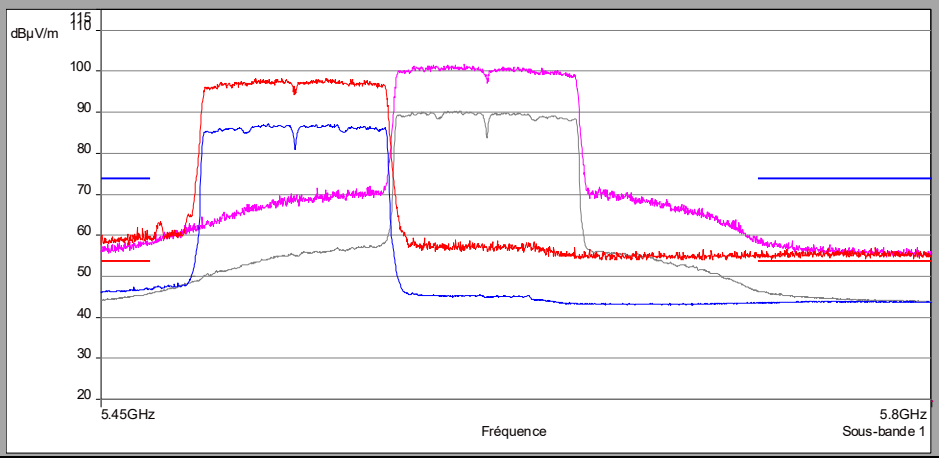

Above 1GHz

802.11ac VHT80

C28

Vertical Polarization

FCC/FCC 15.209 5470MHz-5850MHz Straddle - Classe:1 - Moyenne/3.0m/
FCC/FCC 15.209 5470MHz-5850MHz Straddle - Classe:1 - Crête/3.0m/
Mes.Peak (Verticale)
Mes.Avg (Verticale)

Description Sous-bande 2
Fréquences:5.45 GHz - 6 GHz (Mode analyseur) 32001 Points
Réglages: RBW: 1MHz, VBW: 3MHz, Durée balayage : 1 ms/Pts, Atténuation : 0 dB, Nombre de Balayages : 1, Preamp : C
Polarisation:Verticale
Distance: 3 m

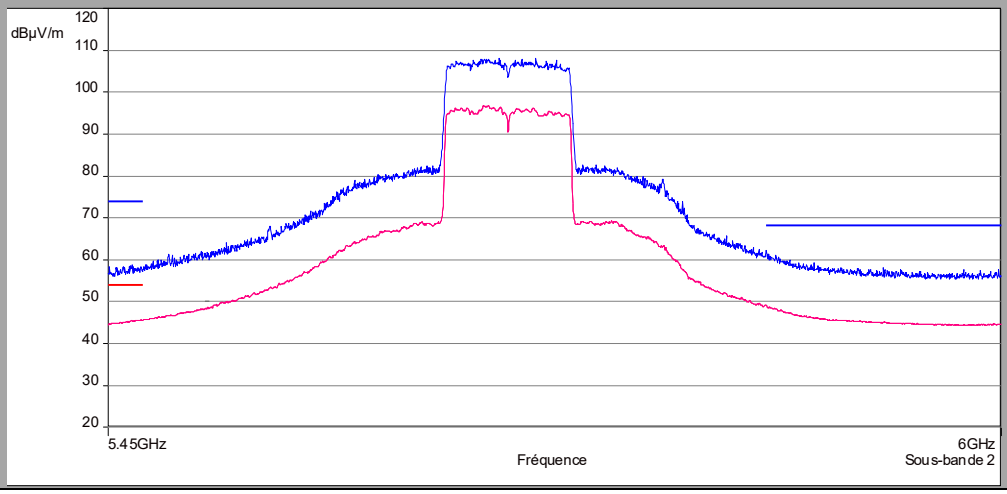

Horizontal polarization

FCC/FCC 15.209 5470MHz-5850MHz Straddle - Classe:1 - Moyenne/3.0m/
FCC/FCC 15.209 5470MHz-5850MHz Straddle - Classe:1 - Crête/3.0m/
Mes.Peak (Horizontale)
Mes.Avg (Horizontale)

Description Sous-bande 1
Fréquences:5.45 GHz - 6 GHz (Mode analyseur) 32001 Points
Réglages: RBW: 1MHz, VBW: 3MHz, Durée balayage : 1 ms/Pts, Atténuation : 0 dB, Nombre de Balayages : 1, Preamp : C
Polarisation:Horizontale
Distance: 3 m

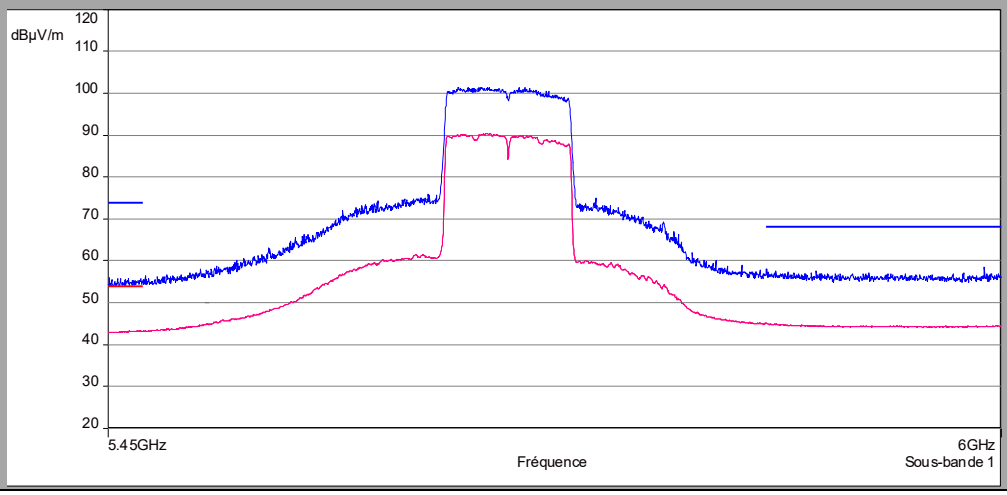

Above 1GHz

802.11ac VHT80

C29

Vertical Polarization

FCC/FCC 15.407 b (4) (i) 5725MHz-5850MHz - Classe:1 - Crête/3.0m/
Mes.Peak (Verticale)
Mes.Avg (Verticale)

Description Sous-bande 2
Fréquences:5.45 GHz - 6 GHz (Mode analyseur) 32001 Points
Réglages: RBW: 1MHz, VBW: 3MHz, Durée balayage : 1 ms/Pts, Atténuation : 0 dB, Nombre de Balayages : 1, Preamp : C
Polarisation:Verticale
Distance: 3 m

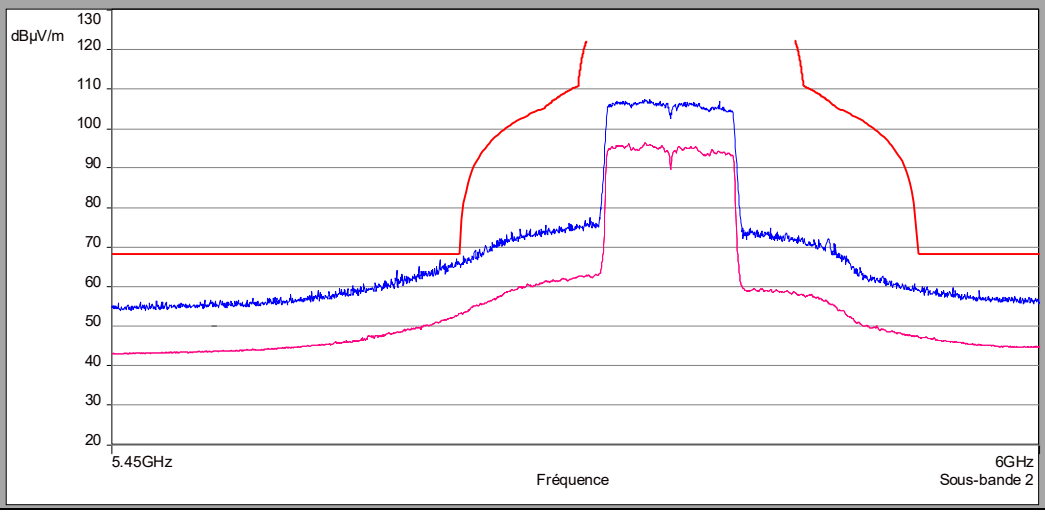

Horizontal polarization

FCC/FCC 15.407 b (4) (i) 5725MHz-5850MHz - Classe:1 - Crête/3.0m/
Mes.Peak (Horizontale)
Mes.Avg (Horizontale)

Description Sous-bande 1
Fréquences:5.45 GHz - 6 GHz (Mode analyseur) 32001 Points
Réglages: RBW: 1MHz, VBW: 3MHz, Durée balayage : 1 ms/Pts, Atténuation : 0 dB, Nombre de Balayages : 1, Preamp : C
Polarisation:Horizontale
Distance: 3 m

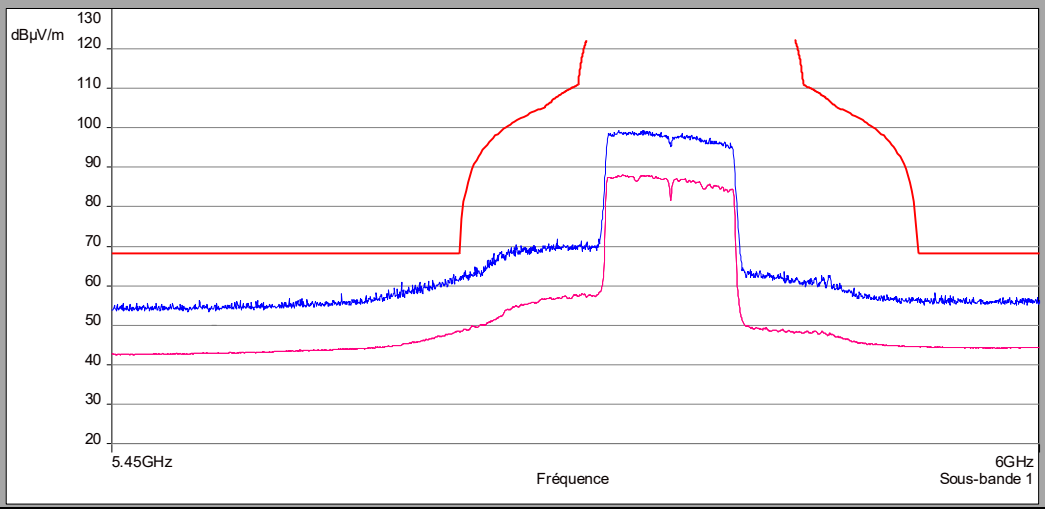

Above 1GHz
802.11ac VHT80
C24
Vertical Polarization

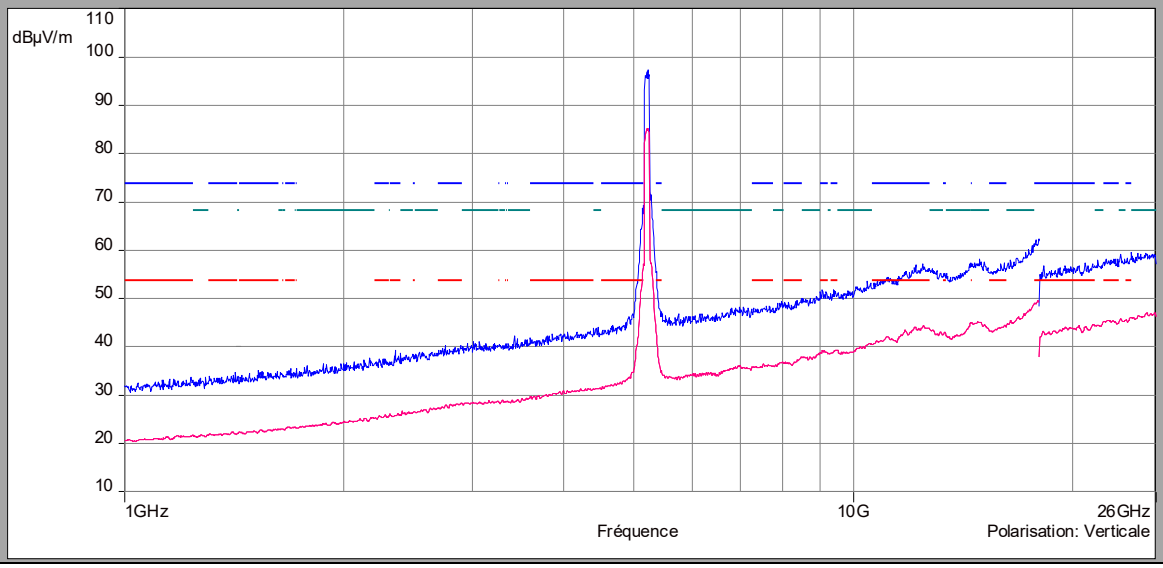

Horizontal polarization

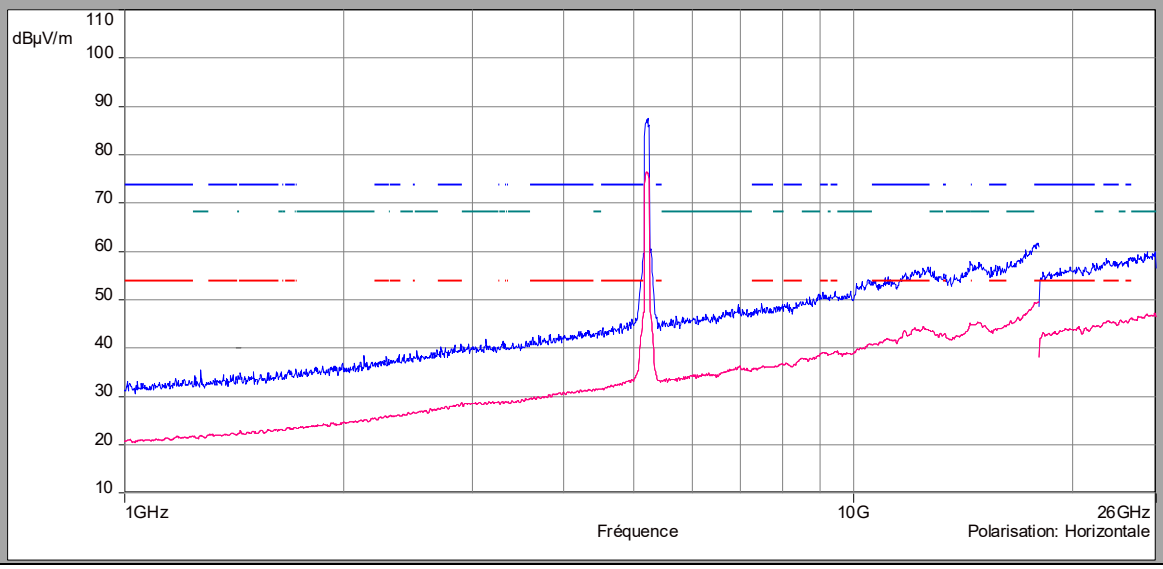

Above 1GHz
802.11ac VHT80
C25
Vertical Polarization

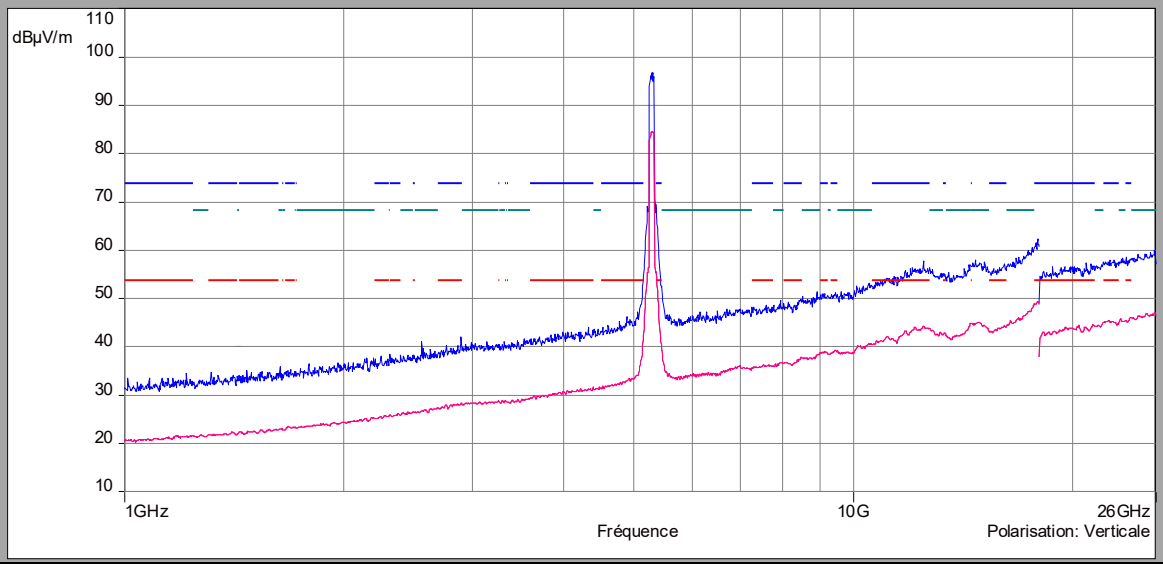

Horizontal polarization

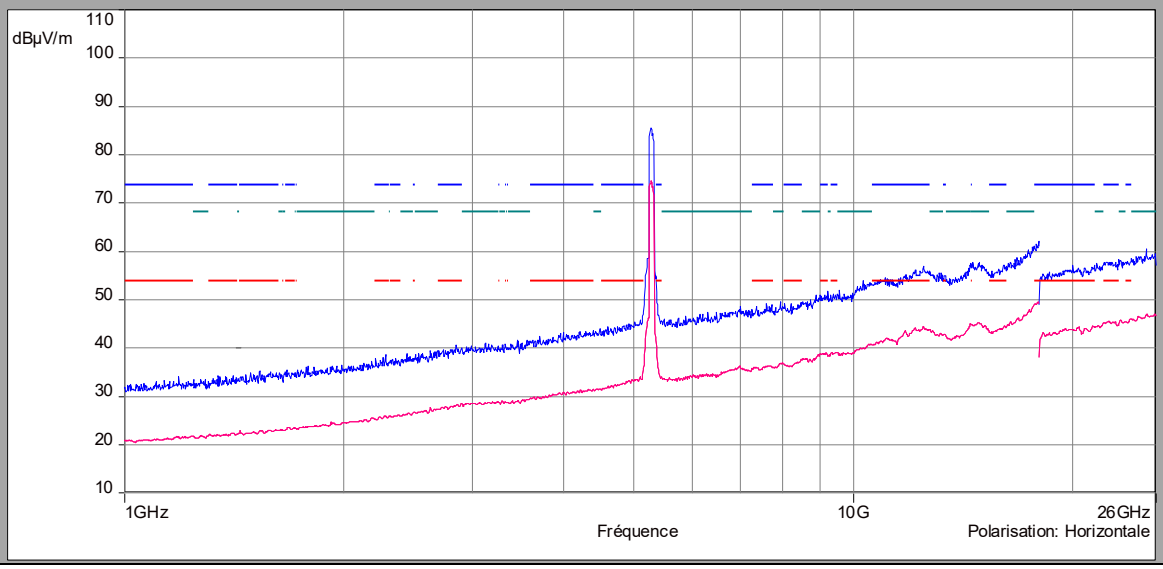

Above 1GHz
802.11ac VHT80
C26
Vertical Polarization

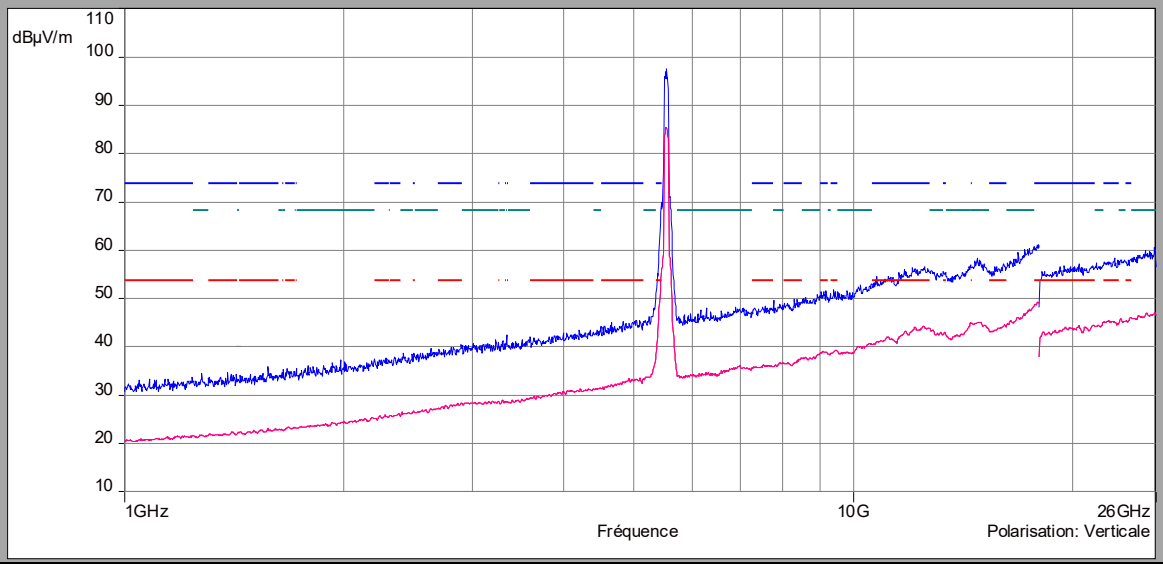

Horizontal polarization

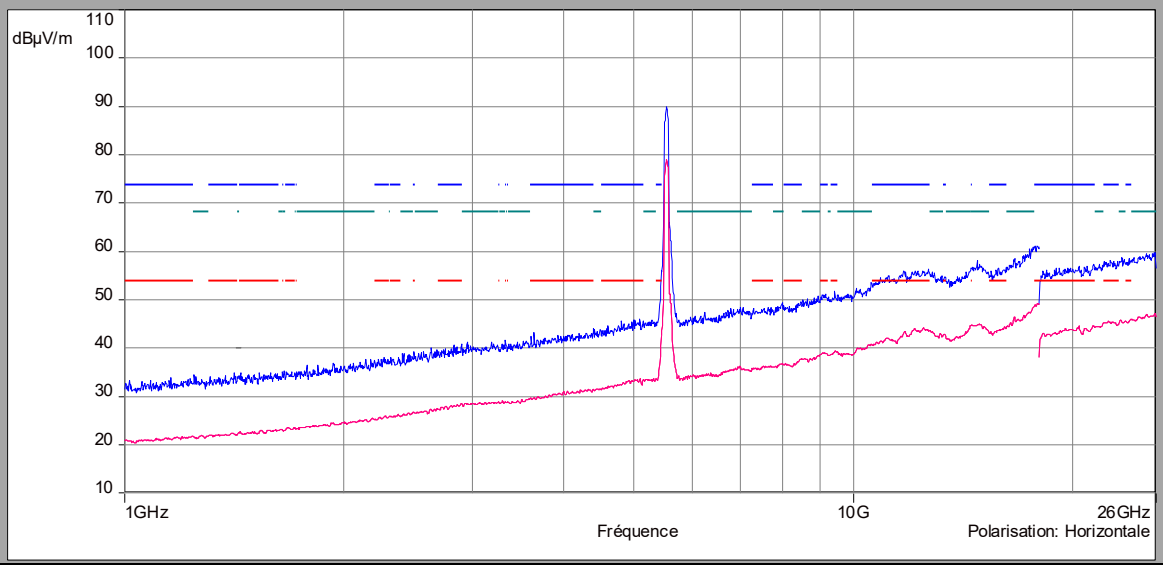

Above 1GHz
802.11ac VHT80
C27
Vertical Polarization

FCC/FCC non restricted frequency band 5460-5725 - Classe:1 - Crête/3.0m/
FCC/FCC restricted frequency band - Classe:1 - Moyenne/3.0m/
FCC/FCC restricted frequency band - Classe:1 - Crête/3.0m/
Mes.Peak (Verticale)
Mes.Avg (Verticale)

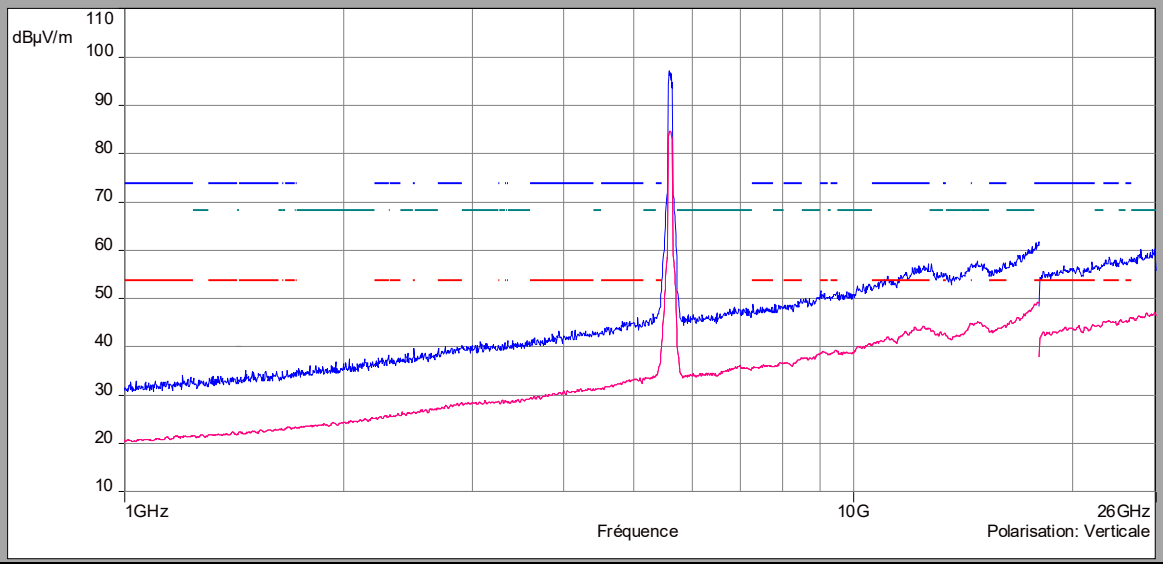

Horizontal polarization

FCC/FCC non restricted frequency band 5460-5725 - Classe:1 - Crête/3.0m/
FCC/FCC restricted frequency band - Classe:1 - Moyenne/3.0m/
FCC/FCC restricted frequency band - Classe:1 - Crête/3.0m/
Mes.Peak (Horizontale)
Mes.Avg (Horizontale)

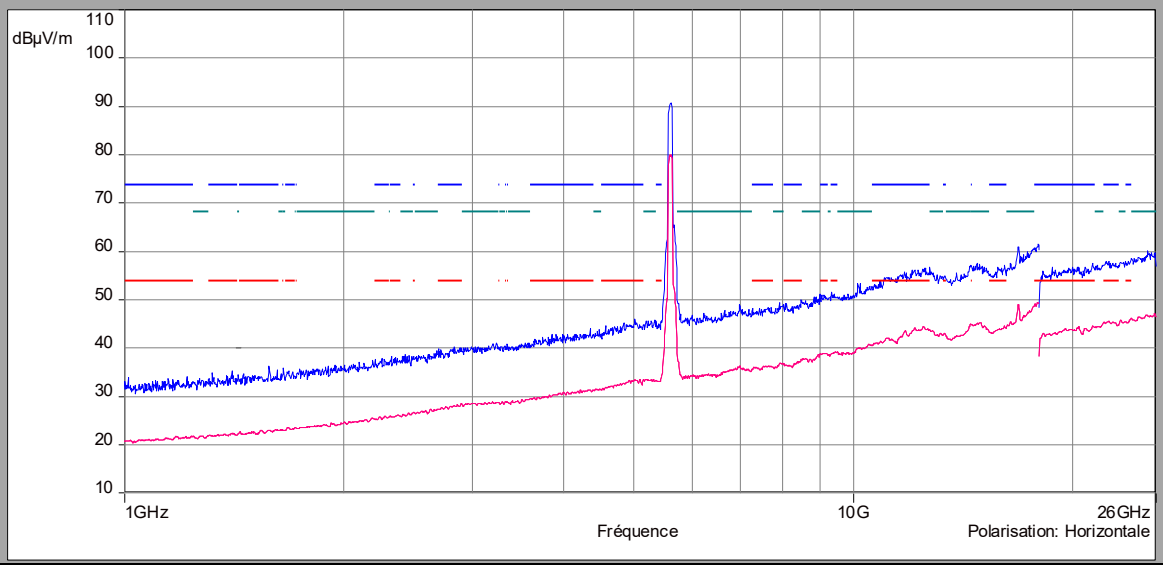

Above 1GHz
802.11ac VHT80
C28
Vertical Polarization

FCC/FCC restricted frequency band - Classe:1 - Moyenne/3.0m/
FCC/FCC restricted frequency band - Classe:1 - Crête/3.0m/
FCC/FCC non restricted frequency band 5725-5850 - Classe:1 - Crête/3.0m/
Mes.Peak (Verticale)
Mes.Avg (Verticale)

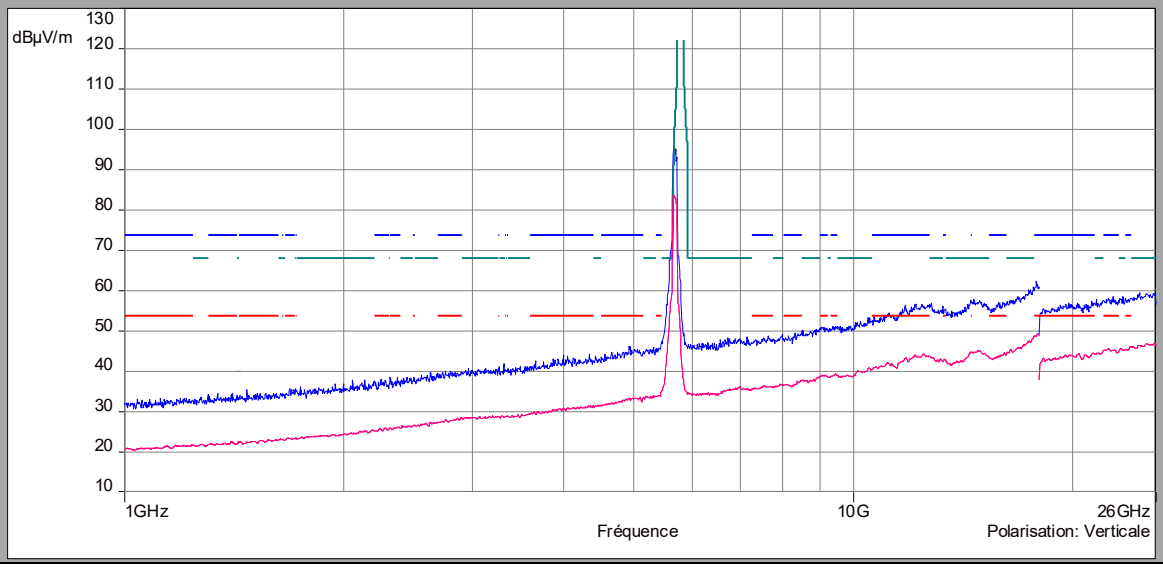

Horizontal polarization

FCC/FCC restricted frequency band - Classe:1 - Moyenne/3.0m/
FCC/FCC restricted frequency band - Classe:1 - Crête/3.0m/
FCC/FCC non restricted frequency band 5725-5850 - Classe:1 - Crête/3.0m/
Mes.Peak (Horizontale)
Mes.Avg (Horizontale)

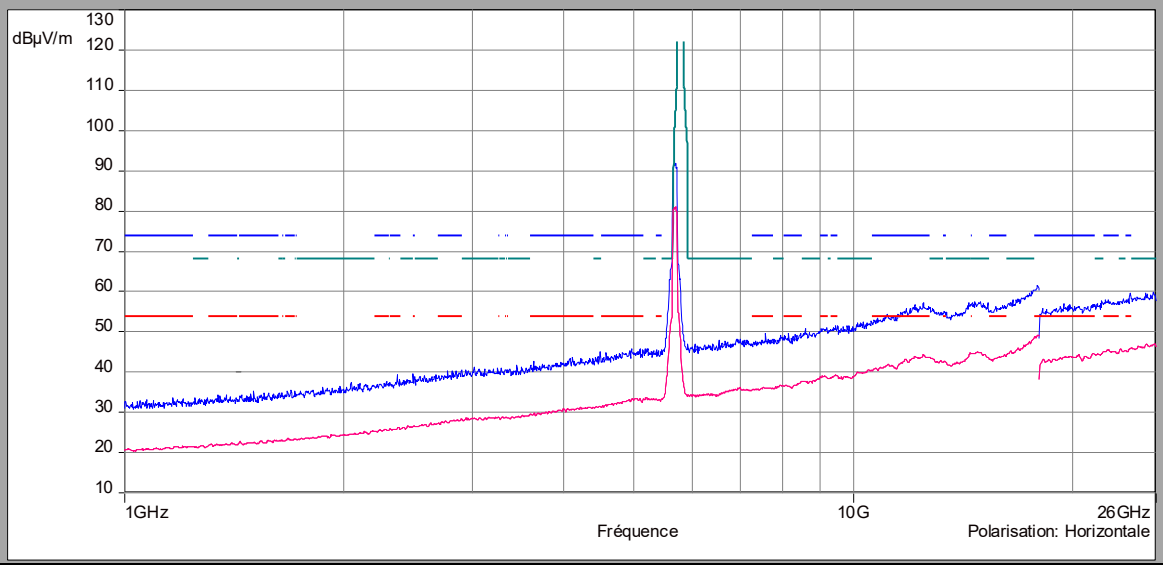

Above 1GHz
802.11ac VHT80
C29
Vertical Polarization

FCC/FCC restricted frequency band - Classe:1 - Moyenne/3.0m/
FCC/FCC restricted frequency band - Classe:1 - Crête/3.0m/
FCC/FCC non restricted frequency band 5725-5850 - Classe:1 - Crête/3.0m/
Mes.Peak (Verticale)
Mes.Avg (Verticale)

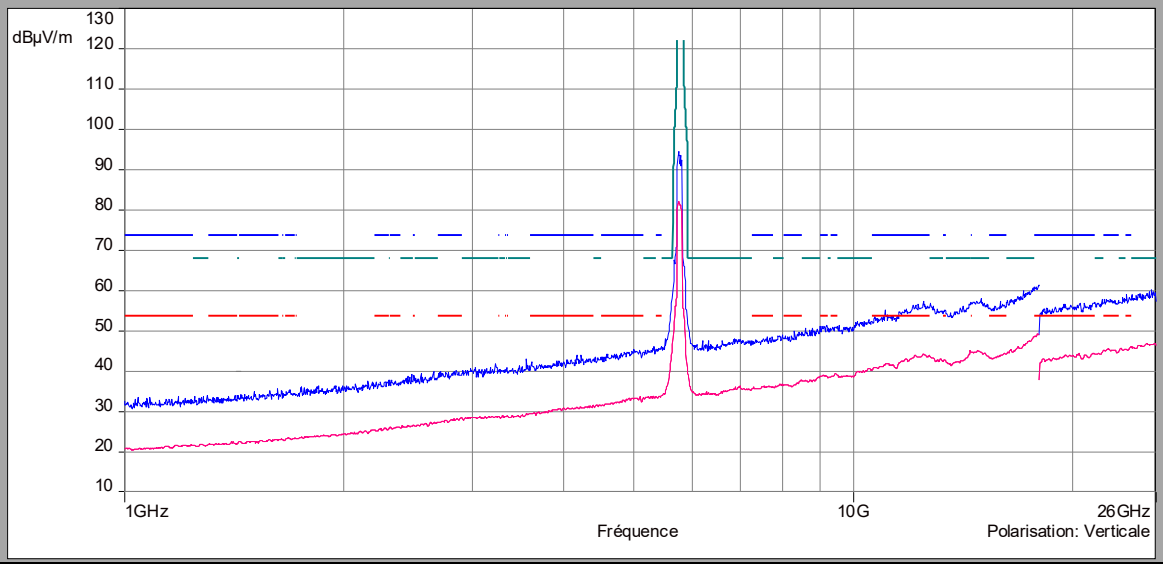

Horizontal polarization

FCC/FCC restricted frequency band - Classe:1 - Moyenne/3.0m/
FCC/FCC restricted frequency band - Classe:1 - Crête/3.0m/
FCC/FCC non restricted frequency band 5725-5850 - Classe:1 - Crête/3.0m/
Mes.Peak (Horizontale)
Mes.Avg (Horizontale)

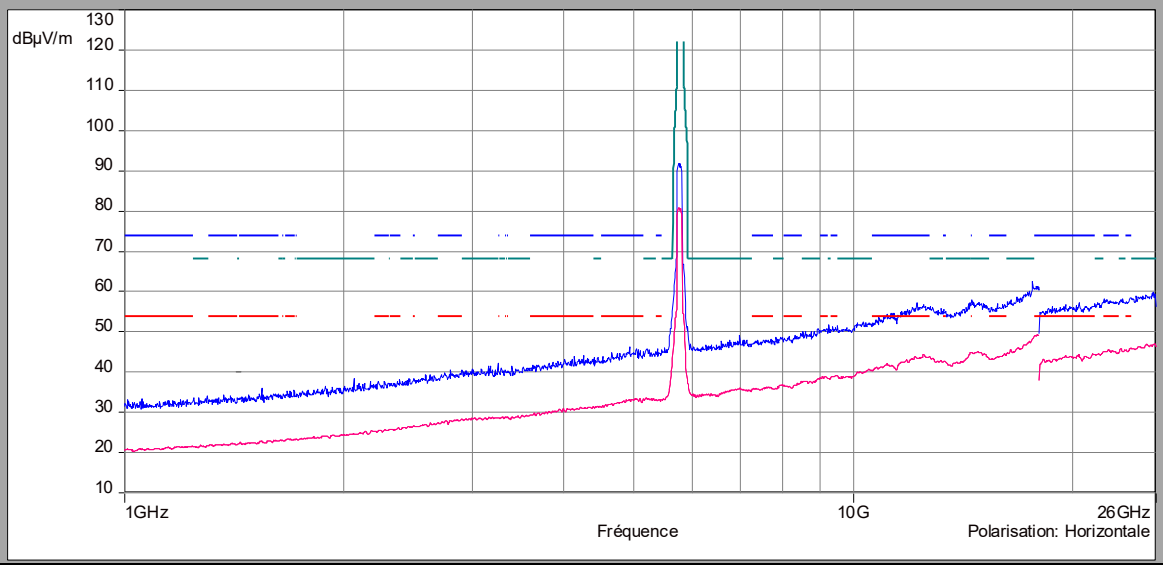

9kHz to 30MHz				
Polarization	**Frequency (MHz)**	**Peak Level (dBµV/m)**	**QPeak Level (dBµV/m)**	**Limit (dBµV/m)**
all emissions were greater than 20 dB below the limit				

Below 1GHz					
Polarization	**Frequency (MHz)**	**Peak Level (dBµV/m)**	**QPeak Level (dBµV/m)**	**Limit (dBµV/m)**	**Margin (dBµV/m)**
V	31.7	22.71	-	29.5	6.79
V	154.4	20.45	-	33	12.55
V	352	24.08	-	35.5	11.42
V	431.5	26.02	-	35.5	9.48
H	363.1	25.78	-	35.5	9.72
H	544.5	25.7	-	35.5	9.8

Above 1GHz											
802.11a											
C1/C2/C3 (5150MHz-5250MHz)											
P	Frequency (MHz)	Average Level (dBµV/m)	Average Level + Duty Cycle Factor (dBµV/m)	Average Limit (dBµV/m)	Average Margin Level (dB)	Peak Level (dBµV/m)	Peak Limit (dBµV/m)	Peak Margin Level (dB)	Peak Level (dBµV/m)	Peak Limit (dBµV/m)	Peak Margin Level (dB)
H	5150	44,16	44,24	54	9,76	58,15	74	15,85	-	-	-
V	5150	45,66	45,74	54	8,26	60,91	74	13,09	-	-	-
H	5350	42,57	42,65	54	11,35	55,62	74	18,38	-	-	-
V	5350	43,39	43,47	54	10,53	56,40	74	17,60	-	-	-
V	5393	37,88	37,96	54	16,04	48.81	74	25,19	-	-	-
V	5604	-	-	-	-	-	-	-	49,95	68,2	18,25

Above 1GHz											
802.11a											
C4/C5/C6 (5250MHz-5350MHz)											
P	Frequency (MHz)	Average Level (dBµV/m)	Average Level + Duty Cycle Factor (dBµV/m)	Average Limit (dBµV/m)	Average Margin Level (dB)	Peak Level (dBµV/m)	Peak Limit (dBµV/m)	Peak Margin Level (dBµV/m)	Peak Level (dBµV/m)	Peak Limit (dBµV/m)	Peak Margin Level (dB)
H	5150	42,74	42,82	54	11,18	56,74	74	17,26	-	-	-
V	5150	43,15	43,23	54	10,77	56,35	74	17,65	-	-	-
H	5350	48,37	48,45	54	5,55	64,45	74	9,55	-	-	-
V	5350	51,05	51,13	54	2,87	66,12	74	7,88	-	-	-
V	5482	-	-	-	-	-	-	-	48,80	68,2	19,40
V	5539	-	-	-	-	-	-	-	49,16	68,2	19,04

Above 1GHz											
802.11a											
C7/C8/C9 (5470MHz-5725MHz)											
P	Frequency (MHz)	Average Level (dBµV/m)	Average Level + Duty Cycle Factor (dBµV/m)	Average Limit (dBµV/m)	Average Margin Level (dBµV/m)	Peak Level (dBµV/m)	Peak Limit (dBµV/m)	Peak Margin Level (dBµV/m)	Peak Level (dBm)	Peak Limit (dBm)	Peak Margin Level (dBm)
H	5470	52,63	52,71	54	1,29	66,72	74	7,28	-	-	-
V	5470	51,81	51,89	54	2,11	70,76	74	3,24	-	-	-
H	5725	-	-	-	-	-	-	-	57,79	68,2	10,41
V	5725	-	-	-	-	-	-	-	65,52	68,2	2,68

Above 1GHz				
802.11a				
C11/C12/C13 (5725MHz-5850MHz)				
Polarization	**Frequency (MHz)**	**Peak Level (dBµV/m)**	**Peak Limit (dBm)**	**Peak Margin Level (dBm)**
V	5321	48,42	68,20	19,78
V	5528	48,20	68,20	20,00
H	5725	68,75	122,20	53,45
V	5725	74,89	122,20	47,31
H	5850	63,29	122,20	58,91
V	5850	66,52	122,20	55,68

Above 1GHz											
802.11n HT20/ac VHT20											
C1/C2/C3 (5150MHz-5250MHz)											
P	Frequency (MHz)	Average Level (dBµV/m)	Average Level + Duty Cycle Factor (dBµV/m)	Average Limit (dBµV/m)	Average Margin Level (dBµV/m)	Peak Level (dBµV/m)	Peak Limit (dBµV/m)	Peak Margin Level (dBµV/m)	Peak Level (dBm)	Peak Limit (dBm)	Peak Margin Level (dBm)
H	1196	23,05	23,22	54	30,78	35.95	74	38,05	-	-	-
H	5150	43,62	43,79	54	10,21	57,07	74	16,93	-	-	-
V	5150	46,03	46,2	54	7,8	59,71	74	14,29	-	-	-
H	5350	42,27	42,44	54	11,56	55,37	74	18,63	-	-	-
V	5350	43,44	43,61	54	10,39	57,39	74	16,61	-	-	-
V	5389	36,71	36,88	54	17,12	49,53	74	24,47	-	-	-
V	5607	-	-	-	-	-	-	-	49,53	68,2	18,67
V	5890	-	-	-	-	-	-	-	48,68	68,2	19,52

Above 1GHz											
802.11n HT20/ac VHT20											
C4/C5/C6 (5250MHz-5350MHz)											
P	Frequency (MHz)	Average Level (dBµV/m)	Average Level + Duty Cycle Factor (dBµV/m)	Average Limit (dBµV/m)	Average Margin Level (dBµV/m)	Peak Level (dBµV/m)	Peak Limit (dBµV/m)	Peak Margin Level (dBµV/m)	Peak Level (dBm)	Peak Limit (dBm)	Peak Margin Level (dBm)
H	1199	22,81	22,98	54	31,02	35,46	74	38,54	-	-	-
H	5150	42,66	42,83	54	11,17	46,43	74	27,57	-	-	-
V	5150	43,46	43,63	54	10,37	56,5	74	17,5	-	-	-
H	5350	47,33	47,5	54	6,5	63,49	74	10,51	-	-	-
V	5350	52,11	52,28	54	1,72	70,62	74	3,38	-	-	-
V	5524	-	-	-	-	-	-	-	49,05	68,2	19,15
	5542	-	-	-	-	-	-	-	48,45	68,2	19,75

Above 1GHz											
802.11n HT20/ac VHT20											
C7/C8/C9 (5470MHz-5725MHz)											
P	Frequency (MHz)	Average Level (dBµV/m)	Average Level + Duty Cycle Factor (dBµV/m)	Average Limit (dBµV/m)	Average Margin Level (dBµV/m)	Peak Level (dBµV/m)	Peak Limit (dBµV/m)	Peak Margin Level (dBµV/m)	Peak Level (dBm)	Peak Limit (dBm)	Peak Margin Level (dBm)
H	1198	22.86	23,03	54	30,97	34.96	74		-	-	-
H	5470	46.12	46,29	54	7,71	63.46	74		-	-	-
V	5470	52.14	52,31	54	1,69	69.67	74		-	-	-
H	5725	-	-	-	-	-	-	-	59,56	68,2	8,64
V	5725	-	-	-	-	-	-	-	67,15	68,2	1,05

Above 1GHz											
802.11n HT20/ac VHT20											
C11/C12/C13 (5725MHz-5850MHz)											
P	Frequency (MHz)	Average Level (dBµV/m)	Average Level + Duty Cycle Factor (dBµV/m)	Average Limit (dBµV/m)	Average Margin Level (dBµV/m)	Peak Level (dBµV/m)	Peak Limit (dBµV/m)	Peak Margin Level (dBµV/m)	Peak Level (dBm)	Peak Limit (dBm)	Peak Margin Level (dBm)
H	1194	22,99	23,16	54	30,84	36,61	74	37,39	-	-	-
H	1202	23,45	23,62	54	30,38	36,59	74	37,41	-	-	-
V	5321	-	-	-	-	-	-	-	48,78	68.2	19,42
H	5725	-	-	-	-	-	-	-	52,64	122,20	69,56
V	5725	-	-	-	-	-	-	-	63,15	122,20	59,05
H	5850	-	-	-	-	-	-	-	51,63	122,20	70,57
V	5850	-	-	-	-	-	-	-	57,10	122,20	65,10

Above 1GHz											
802.11n HT40/ac VHT40											
C14/C15 (5150MHz-5250MHz)											
P	Frequency (MHz)	Average Level (dBµV/m)	Average Level + Duty Cycle Factor (dBµV/m)	Average Limit (dBµV/m)	Average Margin Level (dBµV/m)	Peak Level (dBµV/m)	Peak Limit (dBµV/m)	Peak Margin Level (dBµV/m)	Peak Level (dBm)	Peak Limit (dBm)	Peak Margin Level (dBm)
H	1198	22,61	22,96	54	31,04	35,56	74	38,44	-	-	-
H	5150	48,33	48,68	54	5,32	63,57	74	10,43	-	-	-
V	5150	51,41	51,76	54	2,24	66,86	74	7,14	-	-	-
H	5350	42,78	43,13	54	10,87	56,36	74	17,64	-	-	-
V	5350	43,87	44,22	54	9,78	56,57	74	17,43	-	-	-

Above 1GHz											
802.11n HT40/ac VHT40											
C16/C17 (5250MHz-5350MHz)											
P	Frequency (MHz)	Average Level (dBµV/m)	Average Level + Duty Cycle Factor (dBµV/m)	Average Limit (dBµV/m)	Average Margin Level (dBµV/m)	Peak Level (dBµV/m)	Peak Limit (dBµV/m)	Peak Margin Level (dBµV/m)	Peak Level (dBm)	Peak Limit (dBm)	Peak Margin Level (dBm)
H	1197	22,65	23,00	54	31	35,70	74	38,30	-	-	-
H	5150	42,76	43,11	54	10,89	56,19	74	17,81	-	-	-
V	5150	4342	43,77	54	10,23	56,84	74	17,16	-	-	-
H	5350	48,42	48,77	54	5,23	63,86	74	10,14	-	-	-
V	5350	52,01	52,36	54	1,64	67,51	74	6,49	-	-	-

Above 1GHz											
802.11n HT40/ac VHT40											
C18/C19/C20 (5470MHz-5725MHz)											
P	Frequency (MHz)	Average Level (dBµV/m)	Average Level + Duty Cycle Factor (dBµV/m)	Average Limit (dBµV/m)	Average Margin Level (dBµV/m)	Peak Level (dBµV/m)	Peak Limit (dBµV/m)	Peak Margin Level (dBµV/m)	Peak Level (dBm)	Peak Limit (dBm)	Peak Margin Level (dBm)
H	1195	22,66	23,01	54	30,99	35,56	74	38,44	-	-	-
H	1201	22,8	23,15	54	30,85	35,47	74	38,53	-	-	-
H	5470	49,49	49,84	54	4,16	65,51	74	8,49	-	-	-
V	5470	52,04	52,39	54	1,61	67,48	74	6,52	-	-	-
H	5725	45,21	45,56	54	8,44	59,23	74	14,77	-	-	-
V	5725	50,91	51,26	54	2,74	66,17	74	7,83	-	-	-

Above 1GHz											
802.11n HT40/ac VHT40											
C22/C23 (5725MHz-5850MHz)											
P	Frequency (MHz)	Average Level (dBµV/m)	Average Level + Duty Cycle Factor (dBµV/m)	Average Limit (dBµV/m)	Average Margin Level (dBµV/m)	Peak Level (dBµV/m)	Peak Limit (dBµV/m)	Peak Margin Level (dBµV/m)	Peak Level (dBm)	Peak Limit (dBm)	Peak Margin Level (dBm)
H	5725	-	-	-	-	-	-	-	80,18	122,2	42,02
V	5725	-	-	-	-	-	-	-	87,61	122,2	34,59
H	5850	-	-	-	-	-	-	-	64,26	122,2	57,94
V	5850	-	-	-	-	-	-	-	74,48	122,2	47,72

Above 1GHz											
802.11ac VHT80											
C24 (5150MHz-5250MHz											
P	Frequency (MHz)	Average Level (dBµV/m)	Average Level + Duty Cycle Factor (dBµV/m)	Average Limit (dBµV/m)	Average Margin Level (dBµV/m)	Peak Level (dBµV/m)	Peak Limit (dBµV/m)	Peak Margin Level (dBµV/m)	Peak Level (dBm)	Peak Limit (dBm)	Peak Margin Level (dBm)
H	5150	48,23	48,84	54	5,16	66,34	74	7,66	-	-	-
V	5150	52,1	52,71	54	1,29	70,49	74	3,51	-	-	-
H	5350	43,19	43,80	54	10,2	57,21	74	16,79	-	-	-
V	5350	43,4	44,01	54	9,99	56,31	74	17,69	-	-	-

Above 1GHz											
802.11ac VHT80											
C25 (5250MHz-5350MHz)											
P	Frequency (MHz)	Average Level (dBµV/m)	Average Level + Duty Cycle Factor (dBµV/m)	Average Limit (dBµV/m)	Average Margin Level (dBµV/m)	Peak Level (dBµV/m)	Peak Limit (dBµV/m)	Peak Margin Level (dBµV/m)	Peak Level (dBm)	Peak Limit (dBm)	Peak Margin Level (dBm)
H	5150	43,44	44,05	54	9,95	56,39	74	17,61	-	-	-
V	5150	45,67	46,28	54	7,72	59,89	74	14,11	-	-	-
H	5350	47,50	48,11	54	5,89	63,91	74	10,09	-	-	-
V	5350	51,08	51,69	54	2,31	68,45	74	5,55	-	-	-

Above 1GHz											
802.11ac VHT80											
C26/C27 (5470MHz-5725MHz)											
P	Frequency (MHz)	Average Level (dBµV/m)	Average Level + Duty Cycle Factor (dBµV/m)	Average Limit (dBµV/m)	Average Margin Level (dBµV/m)	Peak Level (dBµV/m)	Peak Limit (dBµV/m)	Peak Margin Level (dBµV/m)	Peak Level (dBm)	Peak Limit (dBm)	Peak Margin Level (dBm)
H	5470	46,65	47,26	54	6,74	62,03	74	11,97	-	-	-
V	5470	51,4	52,01	54	1,99	65,53	74	8,47	-	-	-
H	5725	45,54	46,15	54	7,85	58,74	74	15,26	-	-	-
V	5725	50,07	50,68	54	3,32	64,35	74	9,65	-	-	-

Above 1GHz											
802.11ac VHT80											
C29 (5725MHz-5850MHz)											
P	Frequency (MHz)	Average Level (dBµV/m)	Average Level + Duty Cycle Factor (dBµV/m)	Average Limit (dBµV/m)	Average Margin Level (dBµV/m)	Peak Level (dBµV/m)	Peak Limit (dBµV/m)	Peak Margin Level (dBµV/m)	Peak Level (dBm)	Peak Limit (dBm)	Peak Margin Level (dBm)
H	5725	-	-	-	-	-	-	-	71,66	122,2	50,54
V	5725	-	-	-	-	-	-	-	76,77	122,2	45,43
H	5850	-	-	-	-	-	-	-	62,63	122,2	59,57
V	5850	-	-	-	-	-	-	-	72,17	122,2	50,03

10.7. CONCLUSION

Unwanted emissions & Undesirable emission measurement performed on the sample of the product **SAGEMCOM Mini Sound Box MSBDV00**, SN: **253837310**, in configuration and description presented in this test report, show levels **compliant** to the 47 CFR PART 15.407 & RSS 247 ISSUE 2 limits.

11. UNCERTAINTIES CHART

47 CFR Part 15.209 & 15.207 Kind of test	Wide uncertainty laboratory (k=2) ±x(dB) / (Hz)/ ms	Uncertainty limit
Measurement of conducted disturbances in voltage on the AC power port (9 kHz – 150 kHz)	2,67	3.8
Measurement of conducted disturbances in voltage on the AC power port (150 kHz – 30 MHz)	2,67	3.4
Measurement of conducted disturbances in voltage on the telecommunication port. (AAN)	3,67	5.0
Measurement of conducted disturbances in current (current clamp)	2,73	2.9
Measurement of disturbance power	2,67	4.5
Measurement of radiated magnetic field from 10kHz to 30MHz in SAC V01	4,48	/
Measurement of radiated magnetic field from 10kHz to 30MHz in SAC C01	4,48	/
Measurement of radiated electric field from 30 to 1000MHz in horizontal position on the OATS (Ecuelles)	4,88	6.3
Measurement of radiated electric field from 1 to 18GHz on the Ecuelles site	5.16	/
Measurement of radiated electric field from 30 to 1000MHz in vertical position on the OATS (Ecuelles)	4,99	6.3
Measurement of radiated electric field from 30 to 1000MHz in horizontal position in SAC C01	5,08	6.3
Measurement of radiated electric field from 30 to 1000MHz in vertical position in SAC C01	5,16	6.3
Measurement of radiated electric field from 30 to 1000MHz in horizontal position in SAC V01	5,08	6.3
Measurement of radiated electric field from 30 to 1000MHz in vertical position in SAC V01	5,15	6.3
Measurement of radiated electric field from 1 to 6 GHz C01	5,1	5.2
Measurement of radiated electric field from 1 to 6 GHz V01	4,85	5.2
Measurement of radiated magnetic field from 10kHz to 30MHz on the OATS (Ecuelles)	4,48	/

The uncertainty values calculated by the laboratory are lower than limit uncertainty values defined by the CISPR. The conformity of the sample is directly established by the applicable limits values. This table includes all uncertainties maximum feasible for testing in the laboratory, whether or not made in this report