Test at TX 2437 MHz

RESULT: Reference Power cond.

Test Description	*Lower Limit*	*Upper Limit*	*Measured*	*Unit*	*Verdict*
Ref. Power 1MHz/1MHz cond.	---	---	9.47	dBm	INFO
Ref. Frequency	---	---	2439.400	MHz	INFO

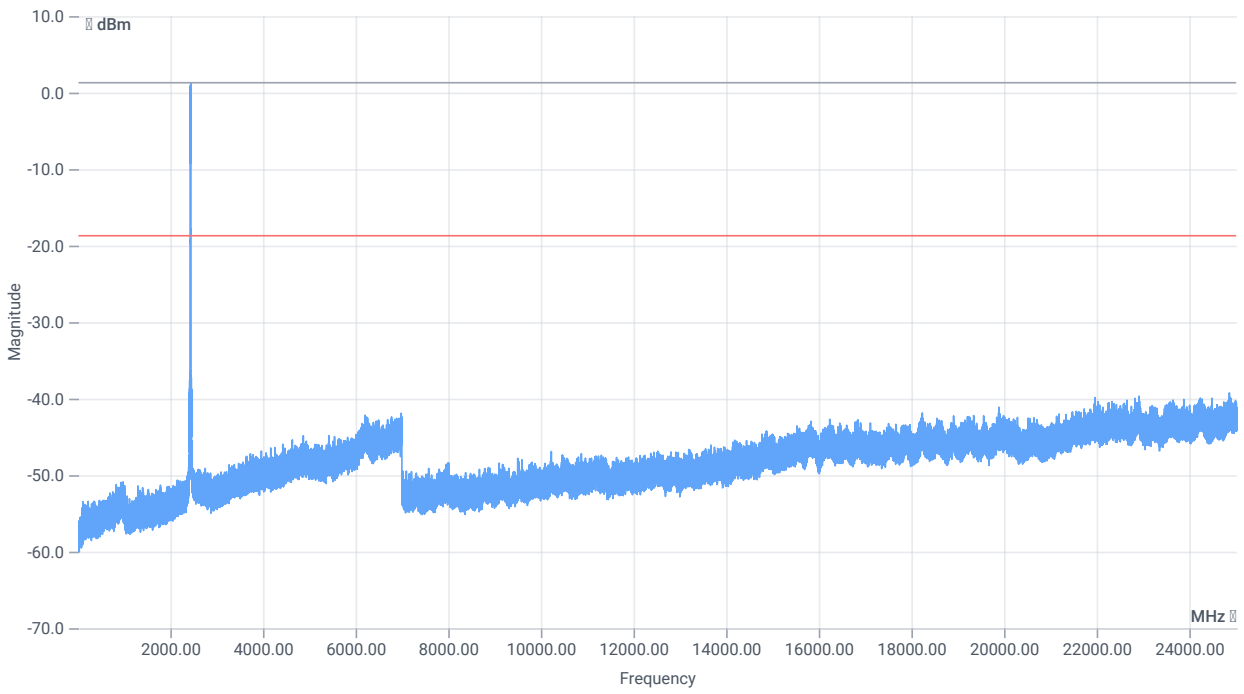

TX emissions

READ SA SETTINGS:

RefLevel [dBm] | RefLevelOffset [dB] | InpAtt [dB]	9.47 | 0 | 25
Start [MHz] | Stop [MHz]	24530.000 | 25030.000
RBW [MHz] | VBW [MHz]	0.100000 | 0.300000
Detector | TraceMode	POS | MAXH
Sweep: Time [ms] | Count | Points per Section | Type	200 | 25 | 3001 | SWE

TX emissions band zoomed

RESULT

Test Description	*Lower Limit*	*Upper Limit*	*Measured*	*Unit*	*Verdict*
Reference @ 2442.00 MHz	---	---	1.29	dBm	INFO
No peaks detected	---	---			PASS
Lowest margin to limit 24866 MHz	0	---	20.54	dB	INFO

Verdict
PASS

FCC 15.247, ISED RSS247 # Bandwidth 99PCT and 20dB ~ WLAN2G4 n-HT20 mode

Test References

TC Start	08.02.2023 08:40:33
Ambit Temp [°C] | Humidity [rel%]	22.6 | 24
System Version	3.3.4.3
Test Specification	FCC 15.247, ISED RSS247 -
Test Method	
TC Version	0.0.2
My Description	FCC 15.247 Bandwidth 99PCT-20dB DTS - WLAN2G4 n-HT20 mode
Add. Information	

EUT Common Settings WLAN2G4

Number of Antenna Ports	2
User Interaction	No

Test Parameter

Technology to test	WLAN2G4 n-HT20 mode
Antenna Port used	1
Temperature	nom
Voltage	nom
Frequency low to test	False | Freq [MHz] 2412
Frequency mid to test	True | Freq [MHz] 2437
Frequency high to test	False | Freq [MHz] 2462
Auto Control enabled Power Supply | Climatic Box	No | No
Additional Path Loss [dB]	0.7
Switched Path	EUT - SignalingUnit - SpectrumAnalyzer

Test Equipment

Signal analyzer,Rohde&Schwarz,FSV-40,1307.9002K40/101042,3.70
Switch matrix,CTCadvanced,SPM-4 NI DAQ,28016133,NI

Test at TX 2437 MHz

RESULT: Reference Power cond.

Test Description	*Lower Limit*	*Upper Limit*	*Measured*	*Unit*	*Verdict*
Ref. Power 1MHz/1MHz cond.	---	---	10.12	dBm	INFO
Ref. Frequency	---	---	2434.600	MHz	INFO

READ SA SETTINGS:

RefLevel [dBm] | RefLevelOffset [dB] | InpAtt [dB]	15.12 | 14.2 | 20
Start [MHz] | Stop [MHz]	2417.000 | 2457.000
RBW [MHz] | VBW [MHz]	0.500000 | 2.000000
Detector | TraceMode	POS | MAXH
Sweep: Time [ms] | Count | Points per Section | Type	50 | 200 | 10001 | SWE

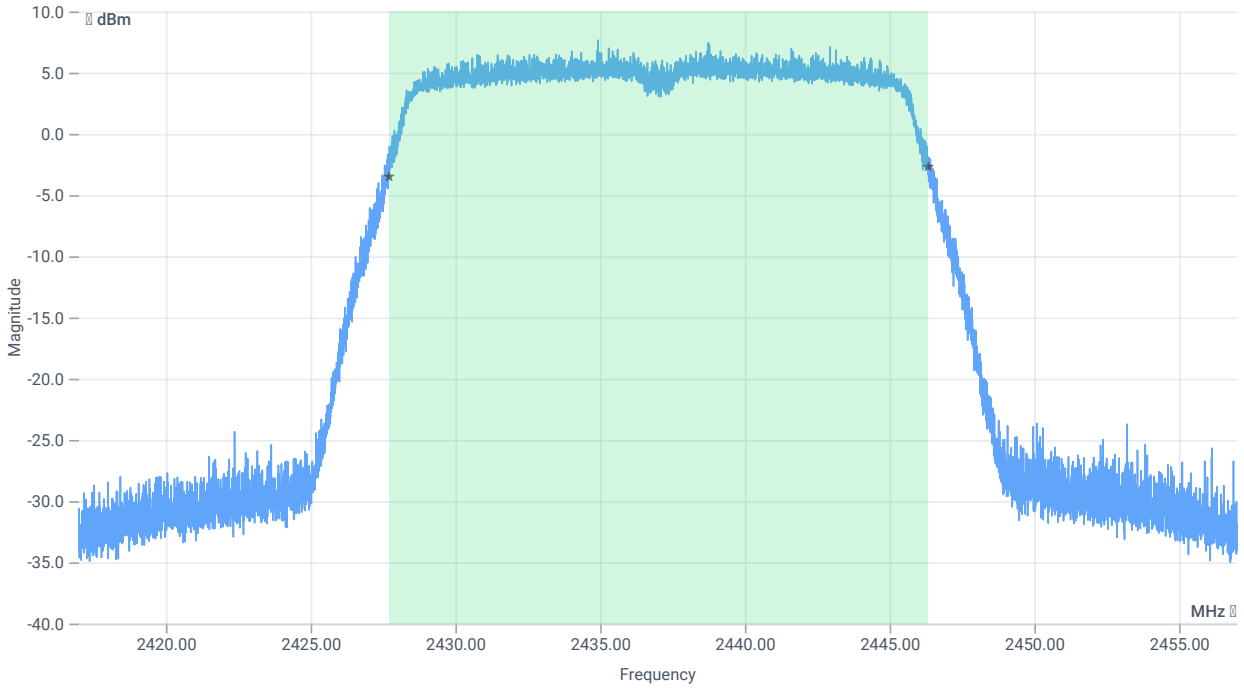

BW 99PCT

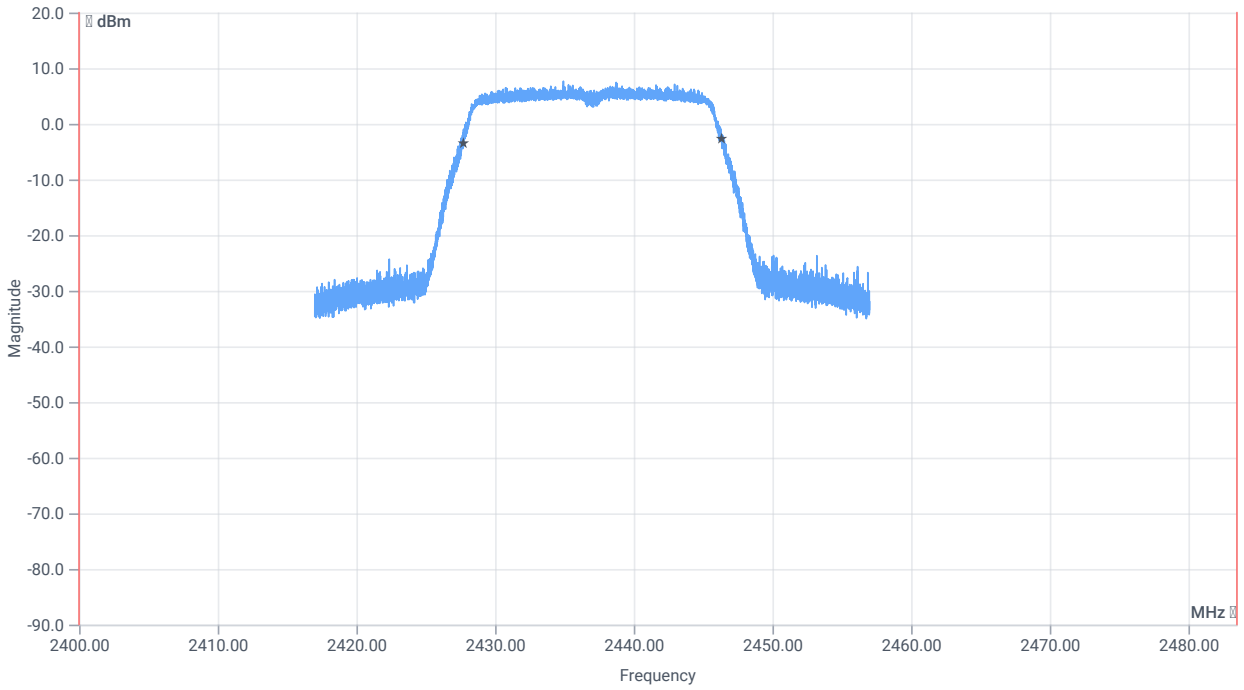

BW within Band 99PCT

RESULT

Test Description	*Lower Limit*	*Upper Limit*	*Measured*	*Unit*	*Verdict*
Bandwidth 99%	---	---	18618.000	kHz	INFO
T1 99%	2400.000000	---	2427.7129	MHz	PASS
T2 99%	---	2483.500000	2446.3311	MHz	PASS

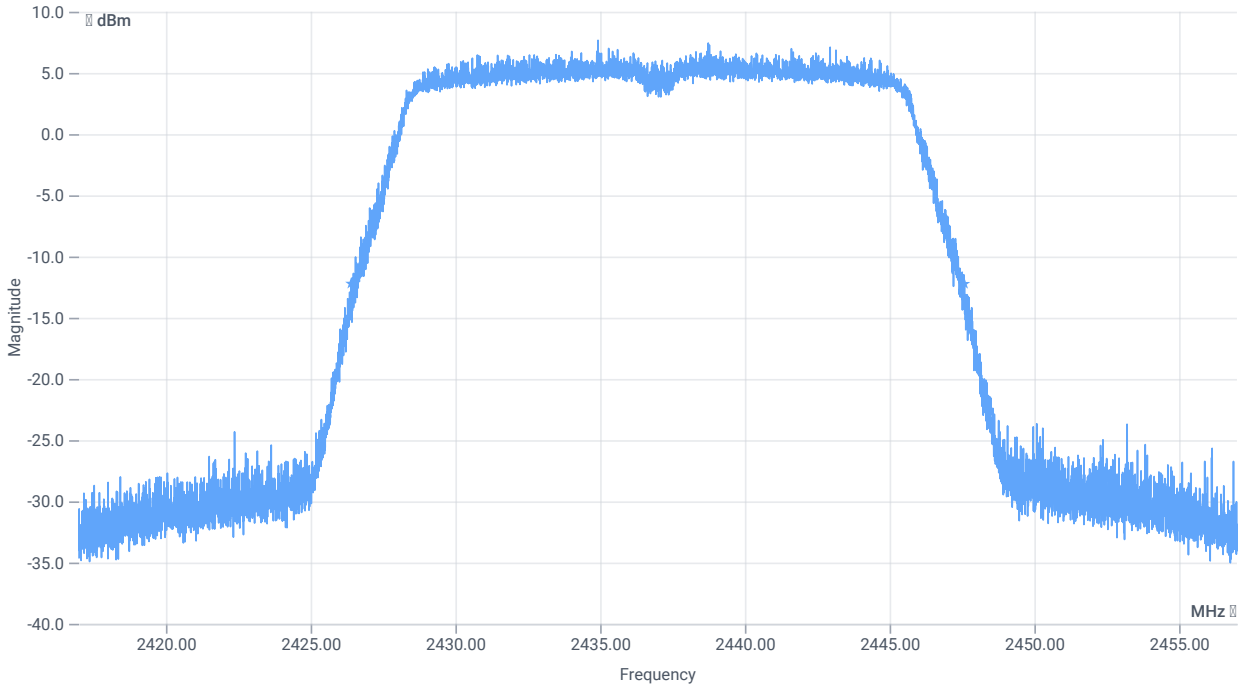

BW 20dB

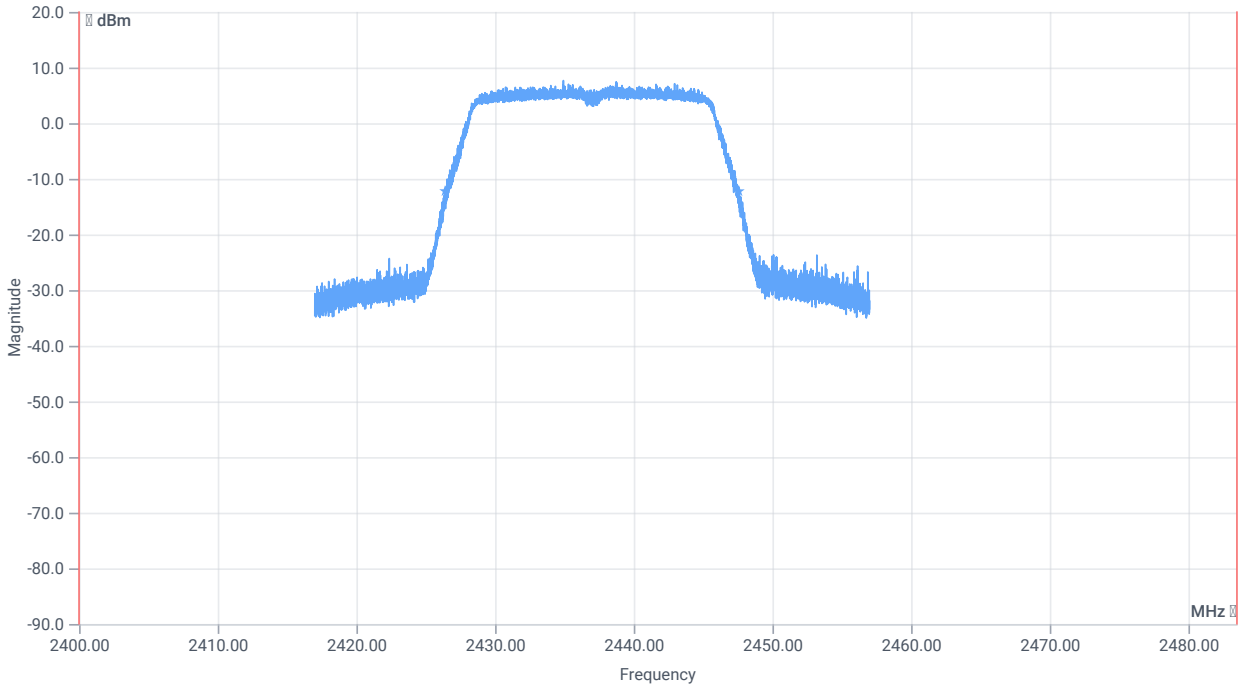

BW within Band 20dB

RESULT

Test Description	*Lower Limit*	*Upper Limit*	*Measured*	*Unit*	*Verdict*
Bandwidth 20dB	---	---	21196	kHz	INFO
T1 20DB	2400.000000	---	2426.3920	MHz	PASS
T2 20dB	---	2483.500000	2447.5880	MHz	PASS

Verdict
PASS

FCC 15.247 # Peak power spectral density DTS ~ WLAN2G4 n-HT20 mode

Test References

TC Start	08.02.2023 08:39:52
Ambit Temp [°C] | Humidity [rel%]	22.6 | 24
System Version	3.3.4.3
Test Specification	FCC 15.247 -
Test Method	DTS: KDB 558074 D01 V05 - Chapter 8.4 DTS maximum power spectral density level in the fundamental emission
TC Version	0.0.1
My Description	FCC 15.247 Peak Power Spectral Density DTS - WLAN2G4 nHT20_mode
Add. Information	

EUT Common Settings WLAN2G4

Number of Antenna Ports	2
User Interaction	No

Test Parameter

Technology to test	WLAN2G4 n-HT20 mode
Antenna Port used	1
Temperature	nom
Voltage	nom
Frequency low to test	False | Freq [MHz] 2412
Frequency mid to test	True | Freq [MHz] 2437
Frequency high to test	False | Freq [MHz] 2462
Auto Control enabled Power Supply | Climatic Box	No | No
Additional Path Loss [dB]	0.7
Switched Path	EUT - SignalingUnit - SpectrumAnalyzer

Test Equipment

Signal analyzer,Rohde&Schwarz,FSV-40,1307.9002K40/101042,3.70
Switch matrix,CTCadvanced,SPM-4 NI DAQ,28016133,NI

Test at TX 2437 MHz

RESULT: Reference Power cond.

Test Description	*Lower Limit*	*Upper Limit*	*Measured*	*Unit*	*Verdict*
Ref. Power 1MHz/1MHz cond.	---	---	9.25	dBm	INFO
Ref. Frequency	---	---	2434.600	MHz	INFO

READ SA SETTINGS:

RefLevel [dBm] | RefLevelOffset [dB] | InpAtt [dB]	14.25 | 14.2 | 20
Start [MHz] | Stop [MHz]	2422.000 | 2452.000
RBW [MHz] | VBW [MHz]	0.003000 | 0.010000
Detector | TraceMode	POS | MAXH
Sweep: Time [ms] | Count | Points per Section | Type	1000 | 20 | 1001 | SWE

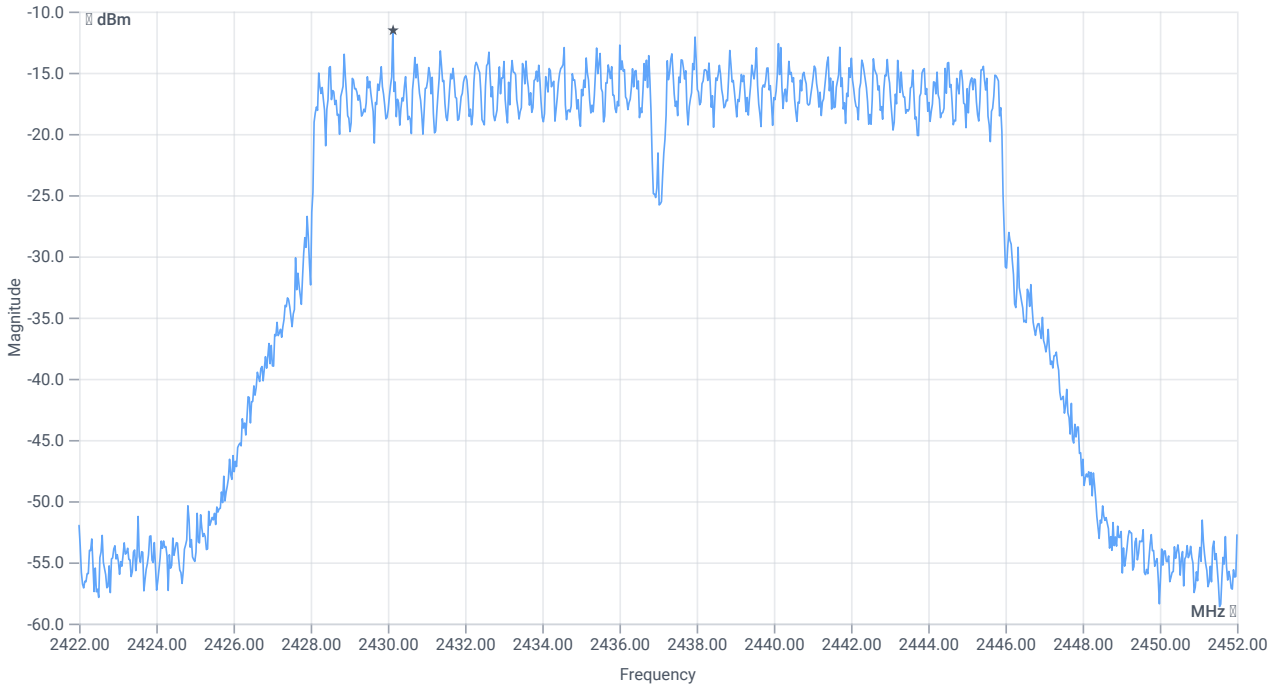

Peak PSD

RESULT

Test Description	*Lower Limit*	*Upper Limit*	*Measured*	*Unit*	*Verdict*
Max Peak power Density	---	8	-11.54	dBm/3KHz	PASS

Verdict
PASS

FCC 15.247 # Bandwidth 6dB DTS ~ WLAN2G4 n-HT20 mode

Test References

TC Start	08.02.2023 08:39:19
Ambit Temp [°C] | Humidity [rel%]	22.6 | 24
System Version	3.3.4.3
Test Specification	FCC 15.247 -
Test Method	
TC Version	0.0.1
My Description	FCC 15.247 Bandwidth 6dB DTS - WLAN2G4 n-HT20 mode
Add. Information	

EUT Common Settings WLAN2G4

Number of Antenna Ports	2
User Interaction	No

Test Parameter

Technology to test	WLAN2G4 n-HT20 mode
Antenna Port used	1
Temperature	nom
Voltage	nom
Frequency low to test	False | Freq [MHz] 2412
Frequency mid to test	True | Freq [MHz] 2437
Frequency high to test	False | Freq [MHz] 2462
Auto Control enabled Power Supply | Climatic Box	No | No
Additional Path Loss [dB]	0.7
Switched Path	EUT - SignalingUnit - SpectrumAnalyzer

Test Equipment

Signal analyzer,Rohde&Schwarz,FSV-40,1307.9002K40/101042,3.70
Switch matrix,CTCadvanced,SPM-4 NI DAQ,28016133,NI

Test at TX 2437 MHz

RESULT: Reference Power cond.

Test Description	*Lower Limit*	*Upper Limit*	*Measured*	*Unit*	*Verdict*
Ref. Power 1MHz/1MHz cond.	---	---	9.46	dBm	INFO
Ref. Frequency	---	---	2439.500	MHz	INFO

READ SA SETTINGS:

RefLevel [dBm] | RefLevelOffset [dB] | InpAtt [dB]	14.46 | 14.2 | 20
Start [MHz] | Stop [MHz]	2417.000 | 2457.000
RBW [MHz] | VBW [MHz]	0.100000 | 0.300000
Detector | TraceMode	POS | MAXH
Sweep: Time [ms] | Count | Points per Section | Type	50 | 200 | 10001 | SWE

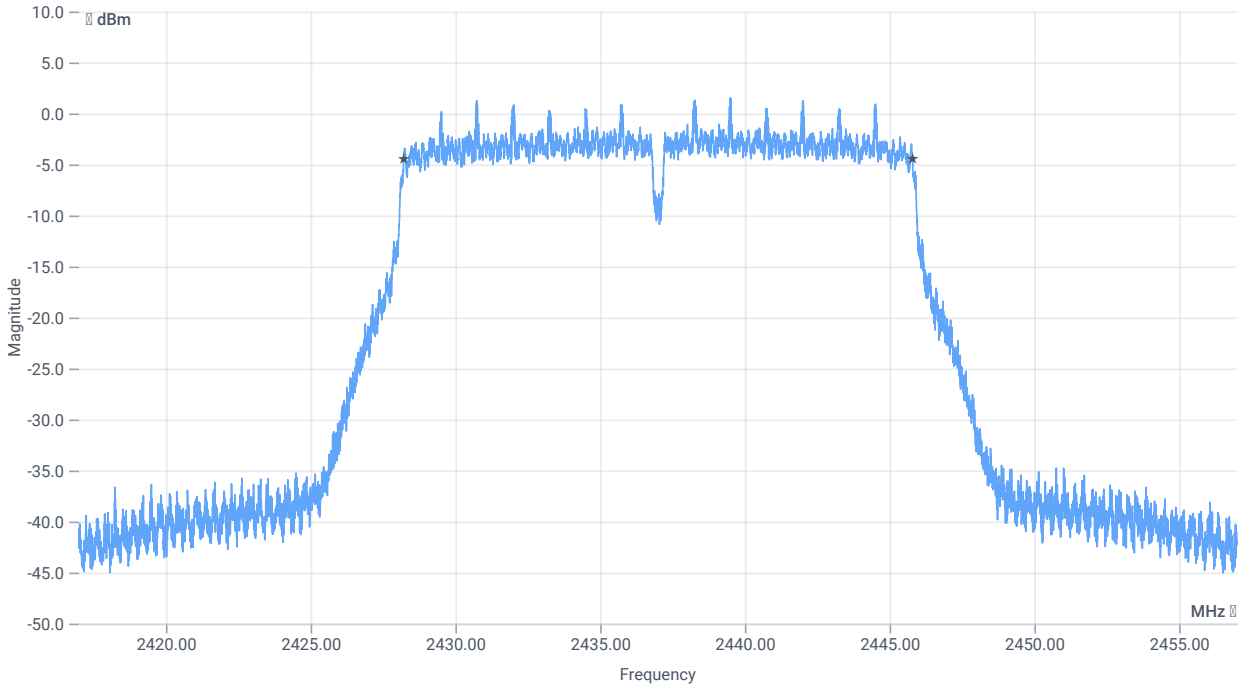

BW 6dB

RESULT

Test Description	*Lower Limit*	*Upper Limit*	*Measured*	*Unit*	*Verdict*
DTS Bandwidth (6dB)	500	---	17580	kHz	PASS

Verdict
PASS

FCC 15.247 # Maximum peak conducted output power PM DTS ~ WLAN2G4 n-HT20 mode

Test References

TC Start	08.02.2023 08:27:22
Ambit Temp [°C] | Humidity [rel%]	22.5 | 24
System Version	3.3.4.3
Test Specification	FCC 15.247 -
Test Method	DTS: KDB 558074 D01 V05 - Chapter 8.3.1.3 PKPM1 Peak-reading Power Meter Method
TC Version	0.0.1
My Description	FCC 15.247 Max Peak Output Power Powermeter Conducted DTS - WLAN2G4 n-HT20 mode
Add. Information	

EUT Common Settings WLAN2G4

Number of Antenna Ports	2
User Interaction	No

Test Parameter

Technology to test	WLAN2G4 n-HT20 mode
Antenna Port used	2
Temperature	nom
Voltage	nom
Frequency low to test	True | Freq [MHz] 2412
Frequency mid to test	False | Freq [MHz] 2437
Frequency high to test	False | Freq [MHz] 2462
Auto Control enabled Power Supply | Climatic Box	No | No
Additional Path Loss [dB]	0.7
Switched Path	EUT - SignalingUnit - PowerMeter

Test Equipment

Switch matrix,CTCadvanced,SPM-4 NI DAQ,28016133,NI
Power sensor,Keysight Technologies,U2021XA,MY59190010,A.04.06

Test at TX 2412 MHz

RESULT

Test Description	*Lower Limit*	*Upper Limit*	*Measured*	*Unit*	*Verdict*
Found Peak cond.	---	---	25.75	dBm	PASS

Verdict
PASS

FCC 15.247 # TX spurious conducted 20dBc ~ WLAN2G4 n-HT20 mode

Test References

TC Start	08.02.2023 08:20:42
Ambit Temp [°C] | Humidity [rel%]	22.4 | 23
System Version	3.3.4.3
Test Specification	FCC 15.247 -
Test Method	IF DTS then 8.5 DTS emissions in non-restricted frequency bands: Subclause 11.11 of ANSI C63.10 is applicable
TC Version	0.0.1
My Description	FCC 15.247 TX Emissions Conducted DTS DTS - WLAN2G4 nHT20_mode
Add. Information	

EUT Common Settings WLAN2G4

Number of Antenna Ports	2
User Interaction	No

Test Parameter

Technology to test	WLAN2G4 n-HT20 mode
Antenna Port used	2
Temperature	nom
Voltage	nom
Frequency low to test	True | Freq [MHz] 2412
Frequency mid to test	False | Freq [MHz] 2437
Frequency high to test	False | Freq [MHz] 2462
Auto Control enabled Power Supply | Climatic Box	No | No
Additional Path Loss [dB]	0.7
Switched Path	EUT - SignalingUnit - SpectrumAnalyzer

Test Equipment

Signal analyzer,Rohde&Schwarz,FSV-40,1307.9002K40/101042,3.70
Switch matrix,CTCadvanced,SPM-4 NI DAQ,28016133,NI

Test at TX 2412 MHz

RESULT: Reference Power cond.

Test Description	*Lower Limit*	*Upper Limit*	*Measured*	*Unit*	*Verdict*
Ref. Power 1MHz/1MHz cond.	---	---	10.46	dBm	INFO
Ref. Frequency	---	---	2413.700	MHz	INFO

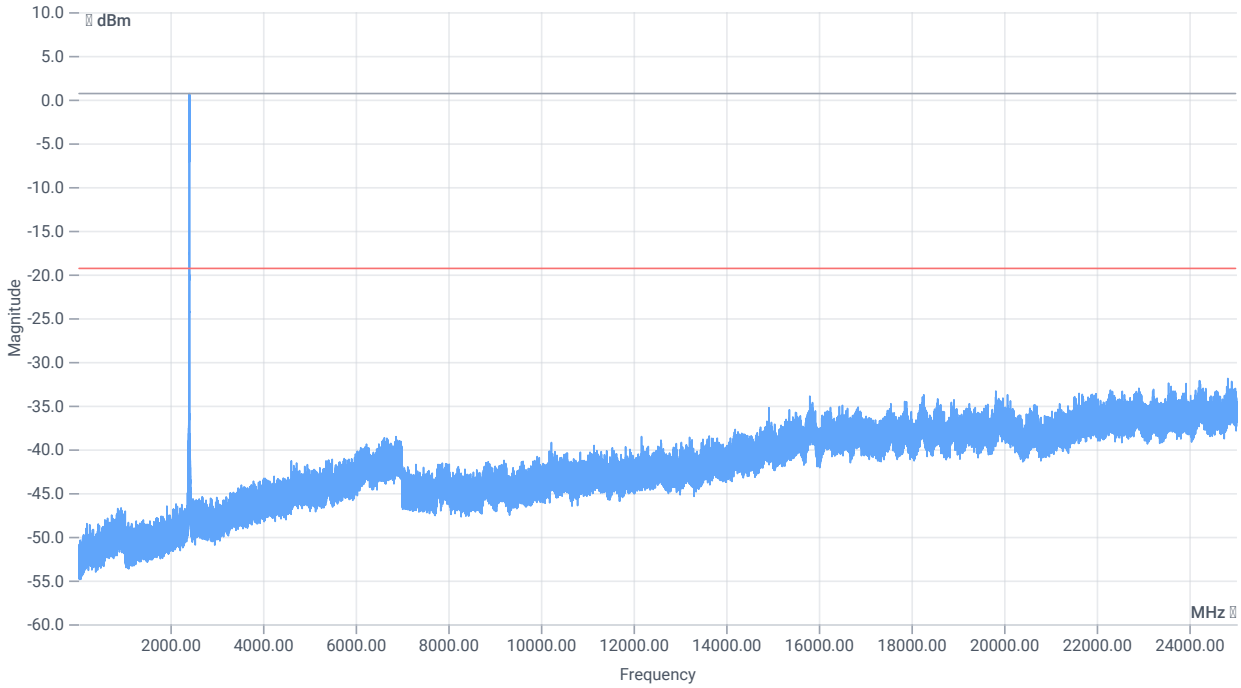

TX emissions

READ SA SETTINGS:

RefLevel [dBm] | RefLevelOffset [dB] | InpAtt [dB]	10.46 | 0 | 30
Start [MHz] | Stop [MHz]	24530.000 | 25030.000
RBW [MHz] | VBW [MHz]	0.100000 | 0.300000
Detector | TraceMode	POS | MAXH
Sweep: Time [ms] | Count | Points per Section | Type	200 | 25 | 3001 | SWE

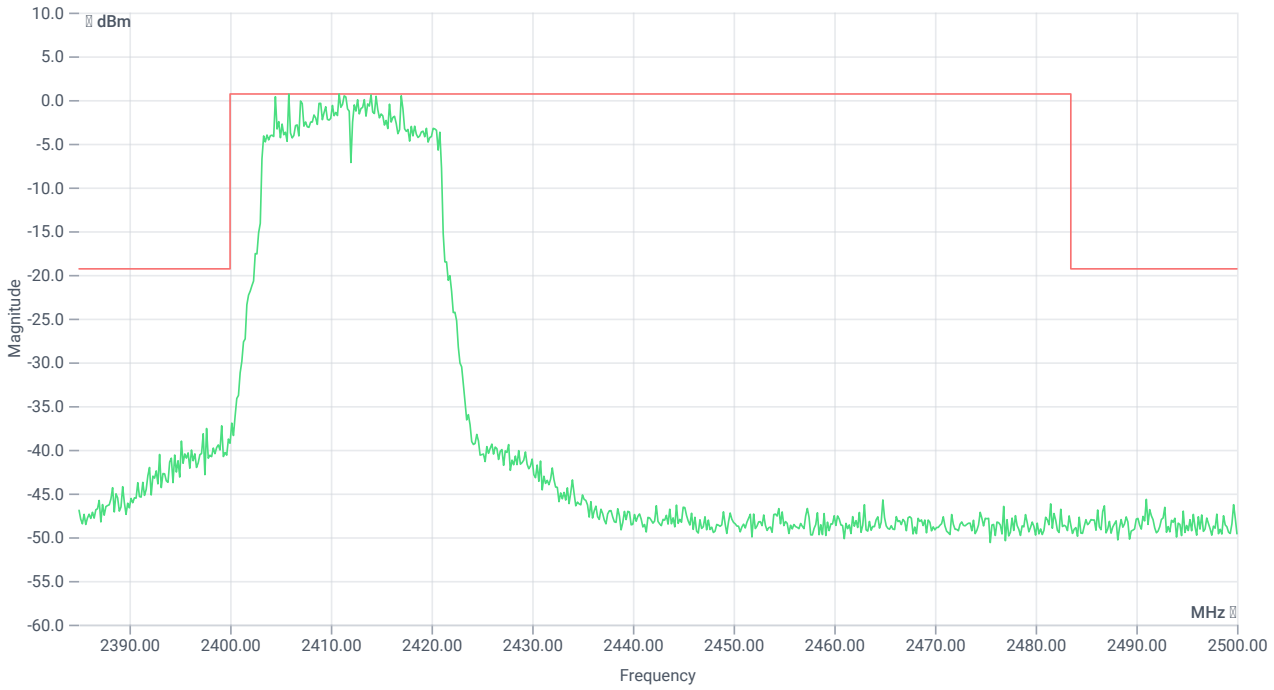

TX emissions band zoomed

RESULT

Test Description	*Lower Limit*	*Upper Limit*	*Measured*	*Unit*	*Verdict*
Reference @ 2410.83 MHz	---	---	0.69	dBm	INFO
No peaks detected	---	---			PASS
Lowest margin to limit 30 MHz	0	---	-148.7	dB	INFO

Verdict
PASS

FCC 15.247, ISED RSS247 # Bandwidth 99PCT and 20dB ~ WLAN2G4 n-HT20 mode

Test References

TC Start	08.02.2023 08:20:06
Ambit Temp [°C] | Humidity [rel%]	22.4 | 24
System Version	3.3.4.3
Test Specification	FCC 15.247, ISED RSS247 -
Test Method	
TC Version	0.0.2
My Description	FCC 15.247 Bandwidth 99PCT-20dB DTS - WLAN2G4 n-HT20 mode
Add. Information	

EUT Common Settings WLAN2G4

Number of Antenna Ports	2
User Interaction	No

Test Parameter

Technology to test	WLAN2G4 n-HT20 mode
Antenna Port used	2
Temperature	nom
Voltage	nom
Frequency low to test	True | Freq [MHz] 2412
Frequency mid to test	False | Freq [MHz] 2437
Frequency high to test	False | Freq [MHz] 2462
Auto Control enabled Power Supply | Climatic Box	No | No
Additional Path Loss [dB]	0.7
Switched Path	EUT - SignalingUnit - SpectrumAnalyzer

Test Equipment

Signal analyzer,Rohde&Schwarz,FSV-40,1307.9002K40/101042,3.70
Switch matrix,CTCadvanced,SPM-4 NI DAQ,28016133,NI

Test at TX 2412 MHz

RESULT: Reference Power cond.

Test Description	*Lower Limit*	*Upper Limit*	*Measured*	*Unit*	*Verdict*
Ref. Power 1MHz/1MHz cond.	---	---	10.97	dBm	INFO
Ref. Frequency	---	---	2413.300	MHz	INFO

READ SA SETTINGS:

RefLevel [dBm] | RefLevelOffset [dB] | InpAtt [dB]	15.97 | 14.43 | 20
Start [MHz] | Stop [MHz]	2392.000 | 2432.000
RBW [MHz] | VBW [MHz]	0.500000 | 2.000000
Detector | TraceMode	POS | MAXH
Sweep: Time [ms] | Count | Points per Section | Type	50 | 200 | 10001 | SWE

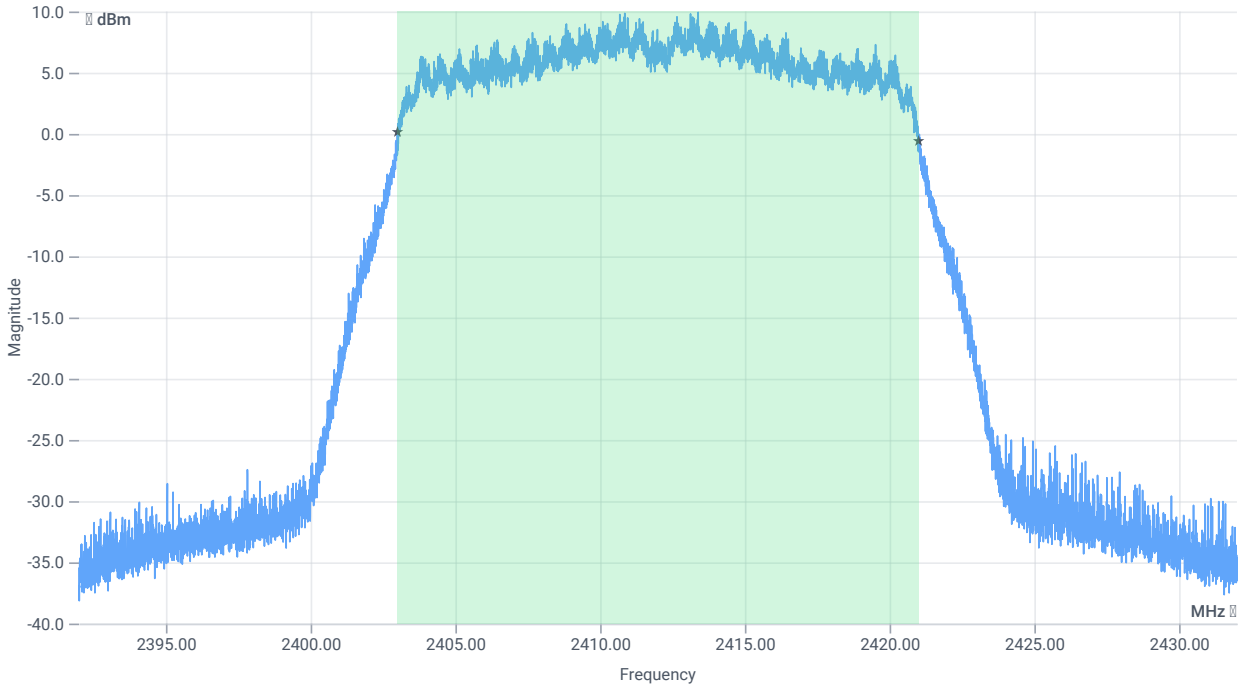

BW 99PCT

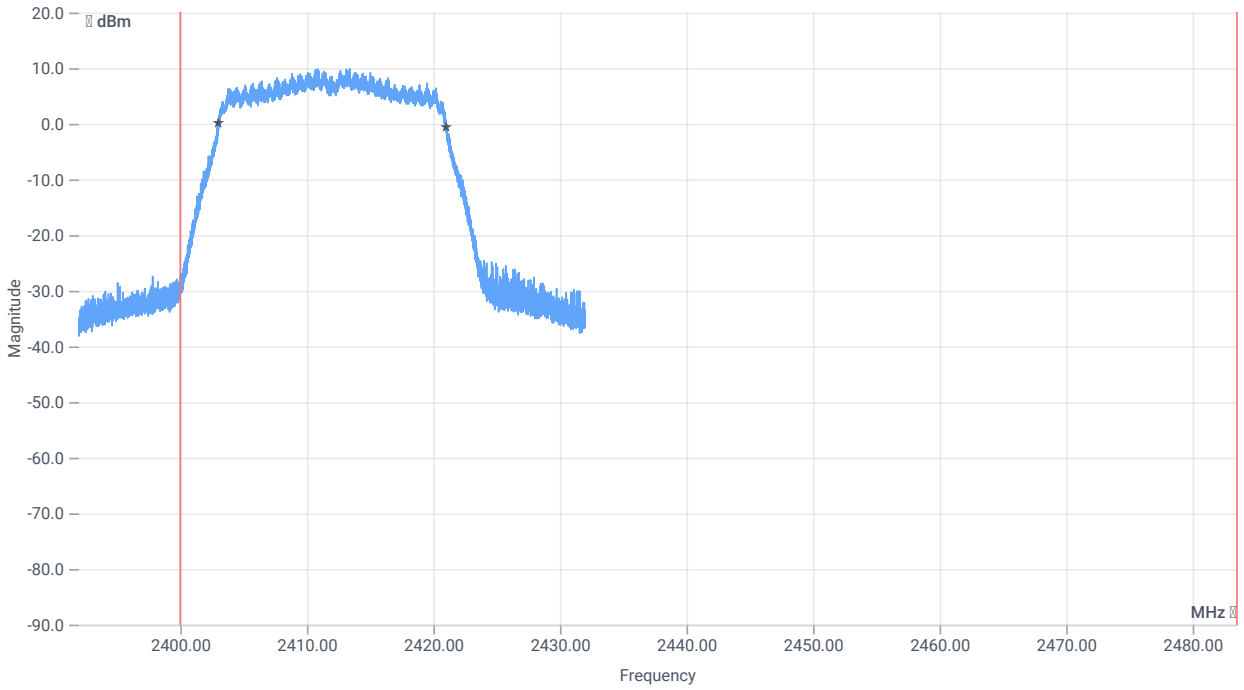

BW within Band 99PCT

RESULT

Test Description	*Lower Limit*	*Upper Limit*	*Measured*	*Unit*	*Verdict*
Bandwidth 99%	---	---	18002.000	kHz	INFO
T1 99%	2400.000000	---	2403.0009	MHz	PASS
T2 99%	---	2483.500000	2421.0031	MHz	PASS

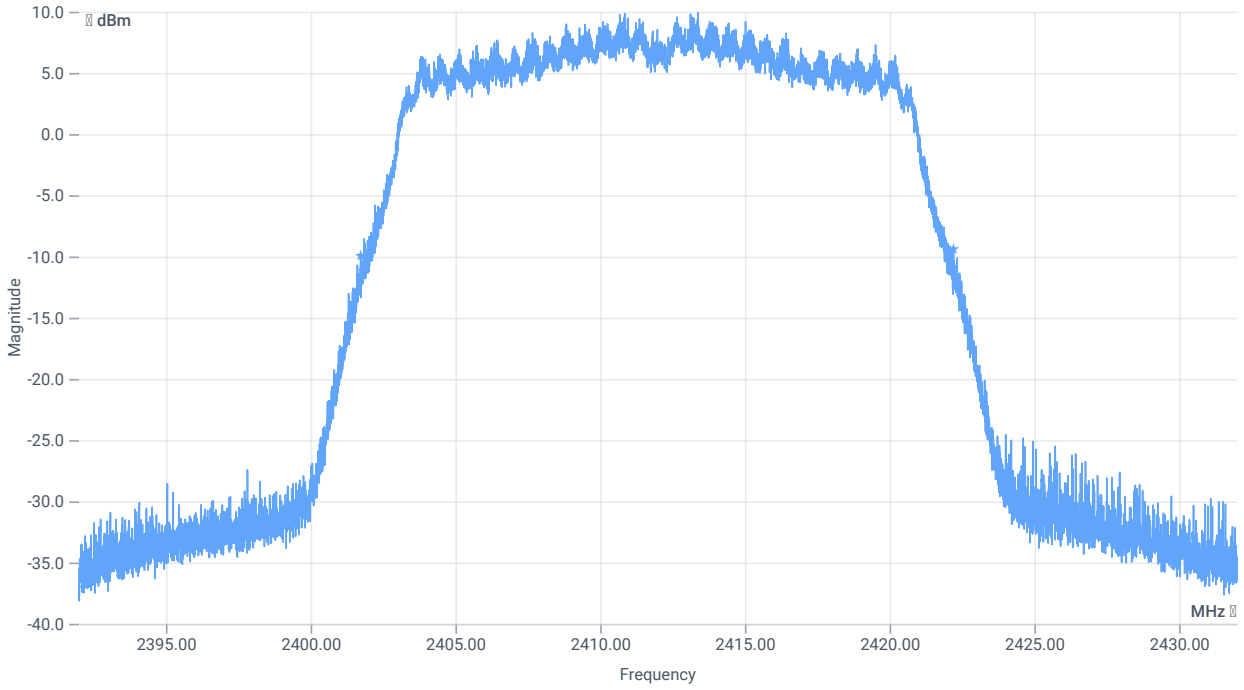

BW 20dB

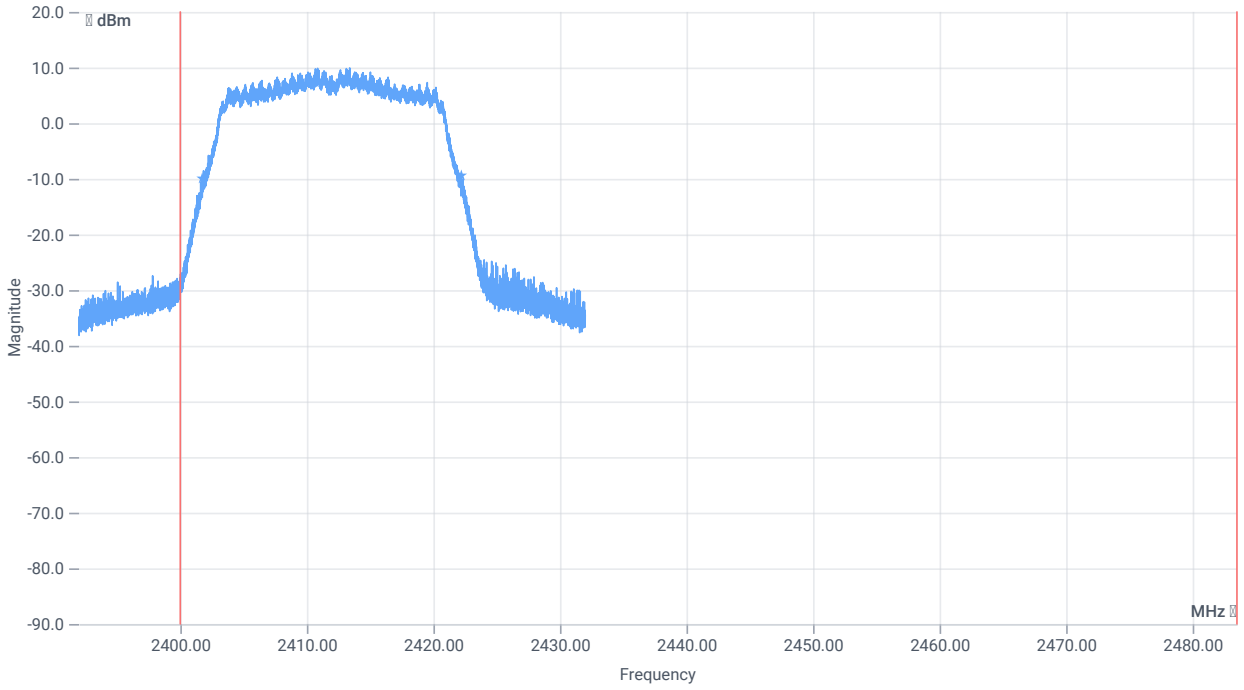

BW within Band 20dB

RESULT

Test Description	*Lower Limit*	*Upper Limit*	*Measured*	*Unit*	*Verdict*
Bandwidth 20dB	---	---	20480	kHz	INFO
T1 20DB	2400.000000	---	2401.7280	MHz	PASS
T2 20dB	---	2483.500000	2422.2080	MHz	PASS

Verdict
PASS

FCC 15.247 # Peak power spectral density DTS ~ WLAN2G4 n-HT20 mode

Test References

TC Start	08.02.2023 08:19:25
Ambit Temp [°C] | Humidity [rel%]	22.4 | 24
System Version	3.3.4.3
Test Specification	FCC 15.247 -
Test Method	DTS: KDB 558074 D01 V05 - Chapter 8.4 DTS maximum power spectral density level in the fundamental emission
TC Version	0.0.1
My Description	FCC 15.247 Peak Power Spectral Density DTS - WLAN2G4 nHT20_mode
Add. Information	

EUT Common Settings WLAN2G4

Number of Antenna Ports	2
User Interaction	No

Test Parameter

Technology to test	WLAN2G4 n-HT20 mode
Antenna Port used	2
Temperature	nom
Voltage	nom
Frequency low to test	True | Freq [MHz] 2412
Frequency mid to test	False | Freq [MHz] 2437
Frequency high to test	False | Freq [MHz] 2462
Auto Control enabled Power Supply | Climatic Box	No | No
Additional Path Loss [dB]	0.7
Switched Path	EUT - SignalingUnit - SpectrumAnalyzer

Test Equipment

Signal analyzer,Rohde&Schwarz,FSV-40,1307.9002K40/101042,3.70
Switch matrix,CTCadvanced,SPM-4 NI DAQ,28016133,NI

Test at TX 2412 MHz

RESULT: Reference Power cond.

Test Description	*Lower Limit*	*Upper Limit*	*Measured*	*Unit*	*Verdict*
Ref. Power 1MHz/1MHz cond.	---	---	11.96	dBm	INFO
Ref. Frequency	---	---	2413.400	MHz	INFO

READ SA SETTINGS:

RefLevel [dBm] | RefLevelOffset [dB] | InpAtt [dB]	16.96 | 14.43 | 20
Start [MHz] | Stop [MHz]	2397.000 | 2427.000
RBW [MHz] | VBW [MHz]	0.003000 | 0.010000
Detector | TraceMode	POS | MAXH
Sweep: Time [ms] | Count | Points per Section | Type	1000 | 20 | 1001 | SWE

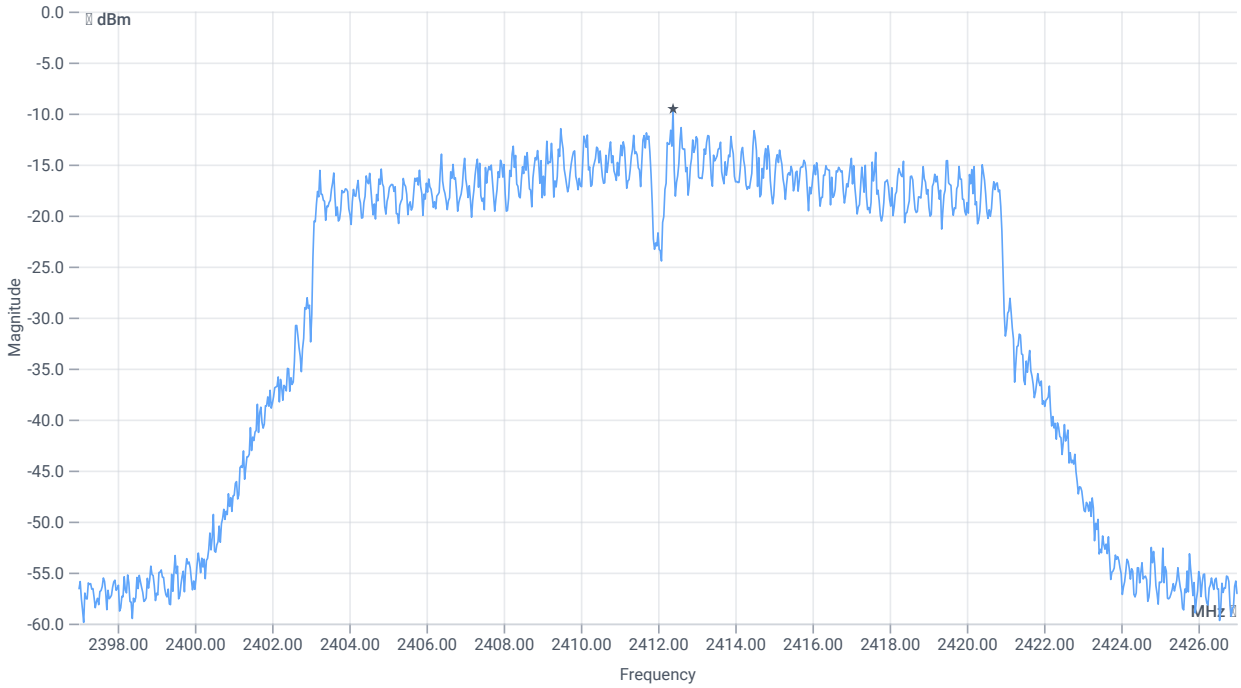

Peak PSD

RESULT

Test Description	*Lower Limit*	*Upper Limit*	*Measured*	*Unit*	*Verdict*
Max Peak power Density	---	8	-9.55	dBm/3KHz	PASS

Verdict
PASS

FCC 15.247 # Bandwidth 6dB DTS ~ WLAN2G4 n-HT20 mode

Test References

TC Start	08.02.2023 08:18:50
Ambit Temp [°C] | Humidity [rel%]	22.3 | 24
System Version	3.3.4.3
Test Specification	FCC 15.247 -
Test Method	
TC Version	0.0.1
My Description	FCC 15.247 Bandwidth 6dB DTS - WLAN2G4 n-HT20 mode
Add. Information	

EUT Common Settings WLAN2G4

Number of Antenna Ports	2
User Interaction	No

Test Parameter

Technology to test	WLAN2G4 n-HT20 mode
Antenna Port used	2
Temperature	nom
Voltage	nom
Frequency low to test	True | Freq [MHz] 2412
Frequency mid to test	False | Freq [MHz] 2437
Frequency high to test	False | Freq [MHz] 2462
Auto Control enabled Power Supply | Climatic Box	No | No
Additional Path Loss [dB]	0.7
Switched Path	EUT - SignalingUnit - SpectrumAnalyzer

Test Equipment

Signal analyzer,Rohde&Schwarz,FSV-40,1307.9002K40/101042,3.70
Switch matrix,CTCadvanced,SPM-4 NI DAQ,28016133,NI

Test at TX 2412 MHz

RESULT: Reference Power cond.

Test Description	*Lower Limit*	*Upper Limit*	*Measured*	*Unit*	*Verdict*
Ref. Power 1MHz/1MHz cond.	---	---	11.54	dBm	INFO
Ref. Frequency	---	---	2410.200	MHz	INFO

READ SA SETTINGS:

RefLevel [dBm] | RefLevelOffset [dB] | InpAtt [dB]	16.54 | 14.43 | 20
Start [MHz] | Stop [MHz]	2392.000 | 2432.000
RBW [MHz] | VBW [MHz]	0.100000 | 0.300000
Detector | TraceMode	POS | MAXH
Sweep: Time [ms] | Count | Points per Section | Type	50 | 200 | 10001 | SWE

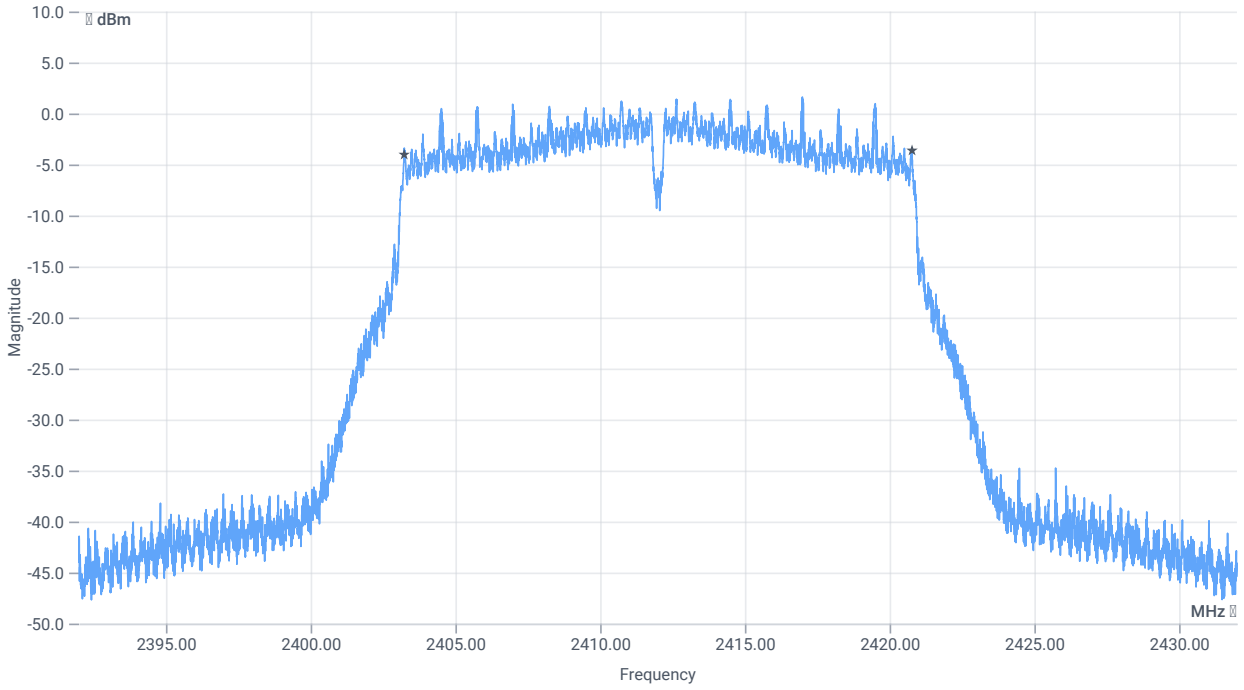

BW 6dB

RESULT

Test Description	*Lower Limit*	*Upper Limit*	*Measured*	*Unit*	*Verdict*
DTS Bandwidth (6dB)	500	---	17544	kHz	PASS

Verdict
PASS

FCC 15.247 # Maximum peak conducted output power PM DTS ~ WLAN2G4 n-HT20 mode

Test References

TC Start	08.02.2023 08:18:08
Ambit Temp [°C] | Humidity [rel%]	22.4 | 25
System Version	3.3.4.3
Test Specification	FCC 15.247 -
Test Method	DTS: KDB 558074 D01 V05 - Chapter 8.3.1.3 PKPM1 Peak-reading Power Meter Method
TC Version	0.0.1
My Description	FCC 15.247 Max Peak Output Power Powermeter Conducted DTS - WLAN2G4 n-HT20 mode
Add. Information	

EUT Common Settings WLAN2G4

Number of Antenna Ports	2
User Interaction	No

Test Parameter

Technology to test	WLAN2G4 n-HT20 mode
Antenna Port used	1
Temperature	nom
Voltage	nom
Frequency low to test	True | Freq [MHz] 2412
Frequency mid to test	False | Freq [MHz] 2437
Frequency high to test	False | Freq [MHz] 2462
Auto Control enabled Power Supply | Climatic Box	No | No
Additional Path Loss [dB]	0.7
Switched Path	EUT - SignalingUnit - PowerMeter

Test Equipment

Switch matrix,CTCadvanced,SPM-4 NI DAQ,28016133,NI
Power sensor,Keysight Technologies,U2021XA,MY59190010,A.04.06

Test at TX 2412 MHz

RESULT

Test Description	*Lower Limit*	*Upper Limit*	*Measured*	*Unit*	*Verdict*
Found Peak cond.	---	---	25.58	dBm	PASS

Verdict
PASS

FCC 15.247 # TX spurious conducted 20dBc ~ WLAN2G4 n-HT20 mode

Test References

TC Start	08.02.2023 08:11:28
Ambit Temp [°C] | Humidity [rel%]	22.4 | 25
System Version	3.3.4.3
Test Specification	FCC 15.247 -
Test Method	IF DTS then 8.5 DTS emissions in non-restricted frequency bands: Subclause 11.11 of ANSI C63.10 is applicable
TC Version	0.0.1
My Description	FCC 15.247 TX Emissions Conducted DTS DTS - WLAN2G4 nHT20_mode
Add. Information	

EUT Common Settings WLAN2G4

Number of Antenna Ports	2
User Interaction	No

Test Parameter

Technology to test	WLAN2G4 n-HT20 mode
Antenna Port used	1
Temperature	nom
Voltage	nom
Frequency low to test	True | Freq [MHz] 2412
Frequency mid to test	False | Freq [MHz] 2437
Frequency high to test	False | Freq [MHz] 2462
Auto Control enabled Power Supply | Climatic Box	No | No
Additional Path Loss [dB]	0.7
Switched Path	EUT - SignalingUnit - SpectrumAnalyzer

Test Equipment

Signal analyzer,Rohde&Schwarz,FSV-40,1307.9002K40/101042,3.70
Switch matrix,CTCadvanced,SPM-4 NI DAQ,28016133,NI

Test at TX 2412 MHz

RESULT: Reference Power cond.

Test Description	*Lower Limit*	*Upper Limit*	*Measured*	*Unit*	*Verdict*
Ref. Power 1MHz/1MHz cond.	---	---	10.99	dBm	INFO
Ref. Frequency	---	---	2410.800	MHz	INFO

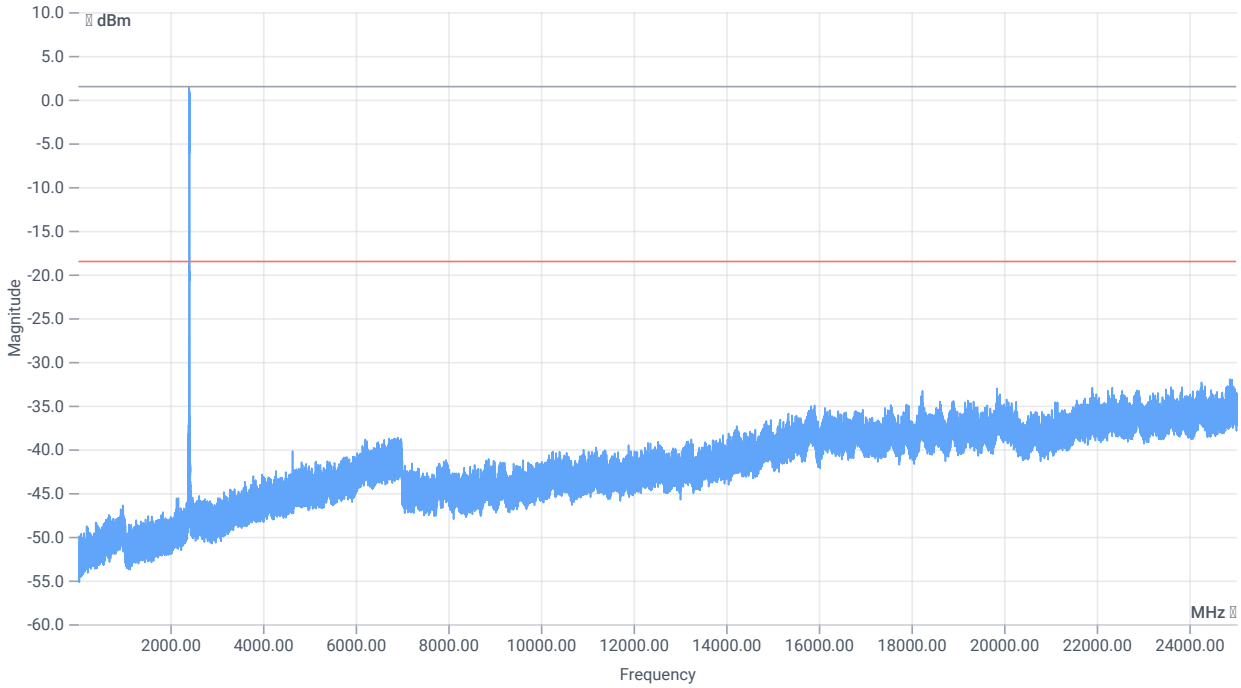

TX emissions

READ SA SETTINGS:

RefLevel [dBm] | RefLevelOffset [dB] | InpAtt [dB]	10.99 | 0 | 30
Start [MHz] | Stop [MHz]	24530.000 | 25030.000
RBW [MHz] | VBW [MHz]	0.100000 | 0.300000
Detector | TraceMode	POS | MAXH
Sweep: Time [ms] | Count | Points per Section | Type	200 | 25 | 3001 | SWE

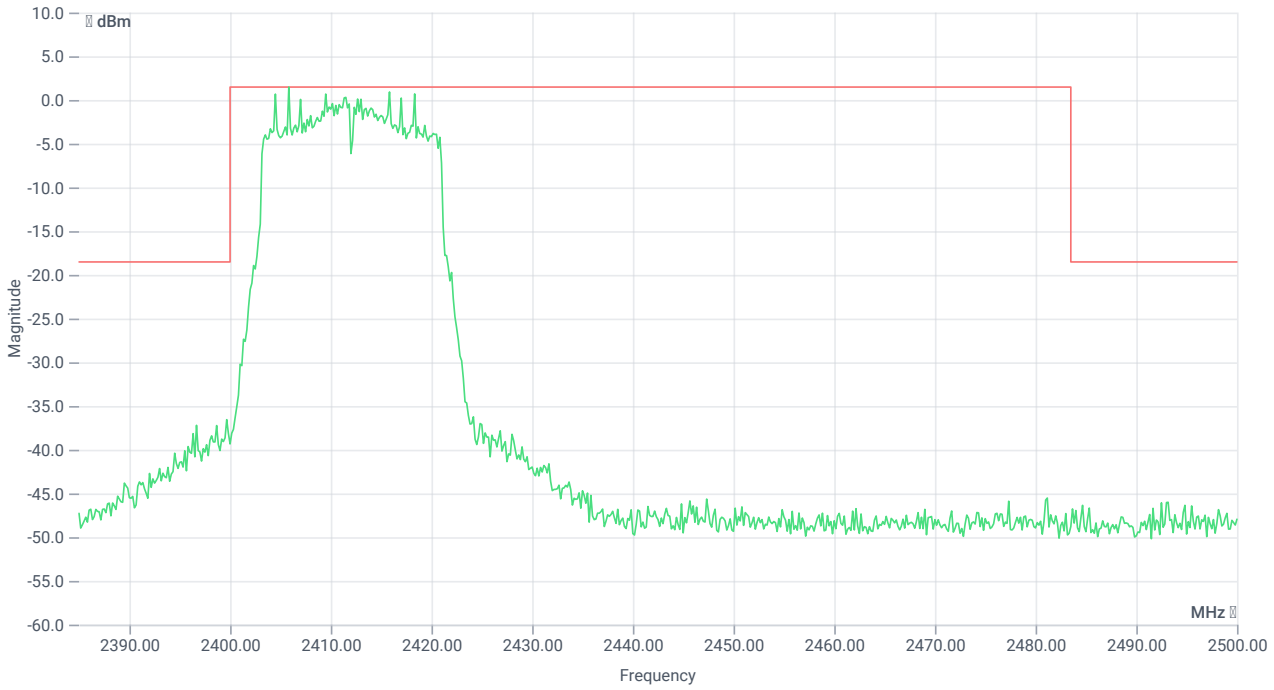

TX emissions band zoomed

RESULT

Test Description	*Lower Limit*	*Upper Limit*	*Measured*	*Unit*	*Verdict*
Reference @ 2405.83 MHz	---	---	1.48	dBm	INFO
No peaks detected	---	---			PASS
Lowest margin to limit 24874.5 MHz	0	---	13.45	dB	INFO

Verdict
PASS

FCC 15.247, ISED RSS247 # Bandwidth 99PCT and 20dB ~ WLAN2G4 n-HT20 mode

Test References

TC Start	08.02.2023 08:10:52
Ambit Temp [°C] | Humidity [rel%]	22.4 | 25
System Version	3.3.4.3
Test Specification	FCC 15.247, ISED RSS247 -
Test Method	
TC Version	0.0.2
My Description	FCC 15.247 Bandwidth 99PCT-20dB DTS - WLAN2G4 n-HT20 mode
Add. Information	

EUT Common Settings WLAN2G4

Number of Antenna Ports	2
User Interaction	No

Test Parameter

Technology to test	WLAN2G4 n-HT20 mode
Antenna Port used	1
Temperature	nom
Voltage	nom
Frequency low to test	True | Freq [MHz] 2412
Frequency mid to test	False | Freq [MHz] 2437
Frequency high to test	False | Freq [MHz] 2462
Auto Control enabled Power Supply | Climatic Box	No | No
Additional Path Loss [dB]	0.7
Switched Path	EUT - SignalingUnit - SpectrumAnalyzer

Test Equipment

Signal analyzer,Rohde&Schwarz,FSV-40,1307.9002K40/101042,3.70
Switch matrix,CTCadvanced,SPM-4 NI DAQ,28016133,NI

Test at TX 2412 MHz

RESULT: Reference Power cond.

Test Description	*Lower Limit*	*Upper Limit*	*Measured*	*Unit*	*Verdict*
Ref. Power 1MHz/1MHz cond.	---	---	10.65	dBm	INFO
Ref. Frequency	---	---	2410.700	MHz	INFO

READ SA SETTINGS:

RefLevel [dBm] | RefLevelOffset [dB] | InpAtt [dB]	15.65 | 14.43 | 20
Start [MHz] | Stop [MHz]	2392.000 | 2432.000
RBW [MHz] | VBW [MHz]	0.500000 | 2.000000
Detector | TraceMode	POS | MAXH
Sweep: Time [ms] | Count | Points per Section | Type	50 | 200 | 10001 | SWE

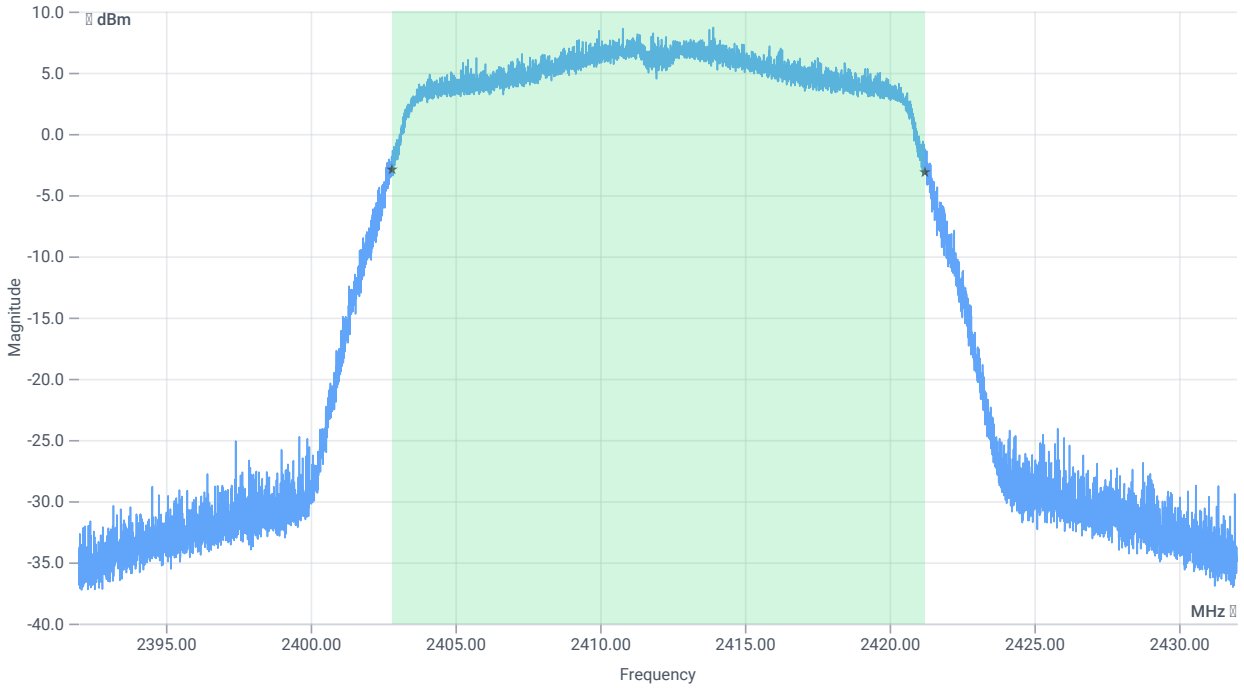

BW 99PCT

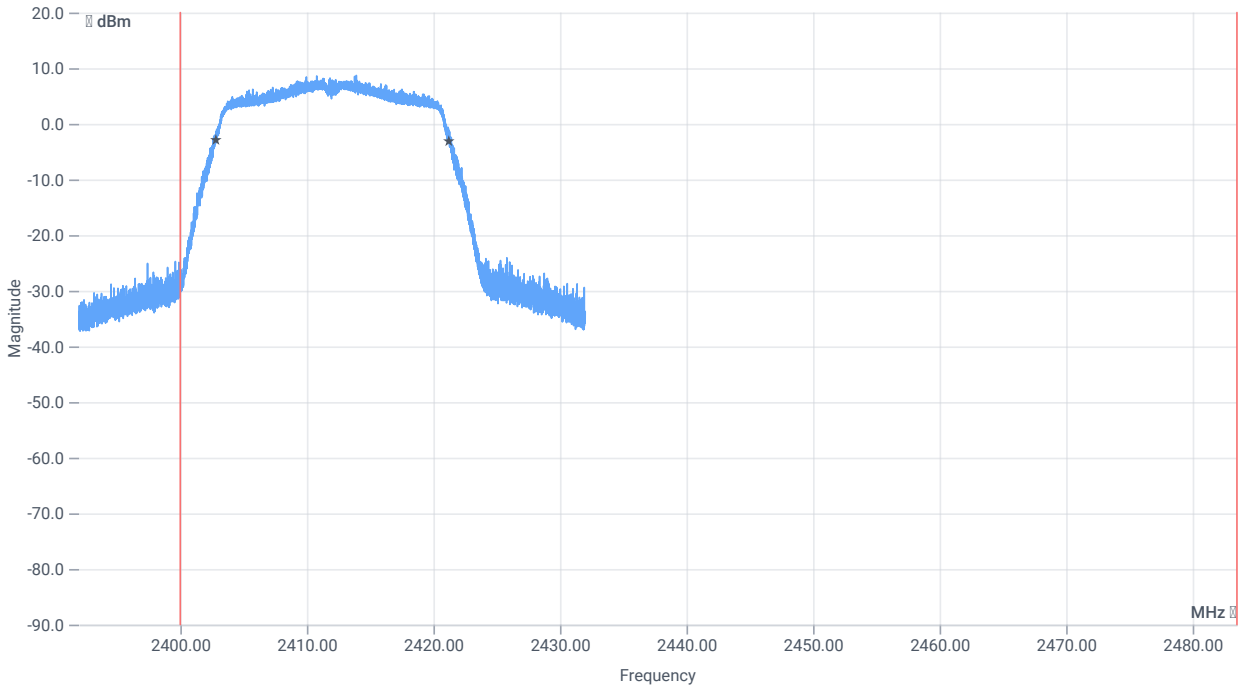

BW within Band 99PCT

RESULT

Test Description	*Lower Limit*	*Upper Limit*	*Measured*	*Unit*	*Verdict*
Bandwidth 99%	---	---	18406.000	kHz	INFO
T1 99%	2400.000000	---	2402.8129	MHz	PASS
T2 99%	---	2483.500000	2421.2191	MHz	PASS

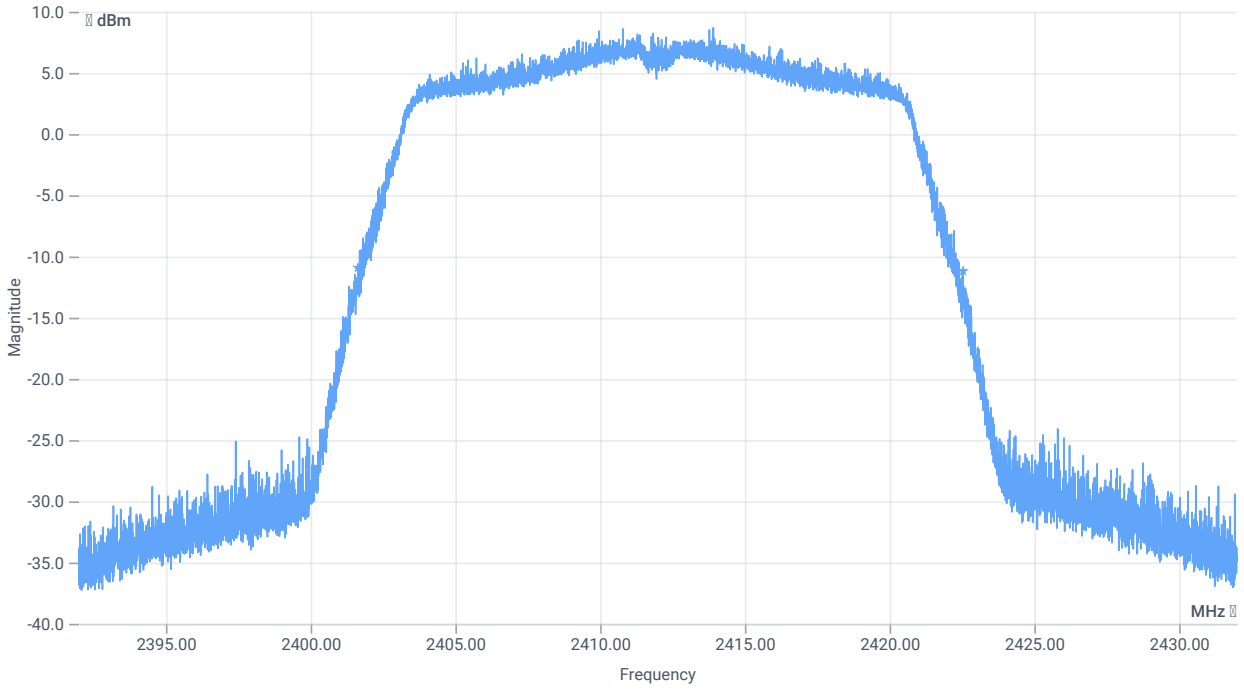

BW 20dB

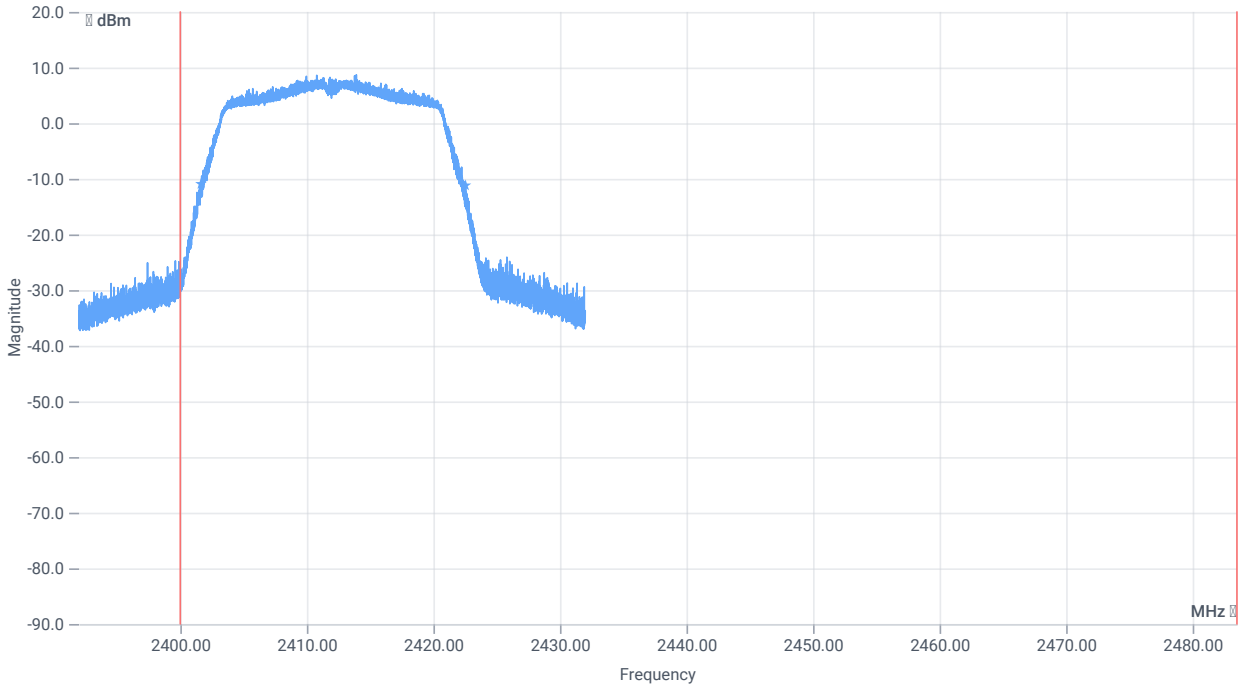

BW within Band 20dB

RESULT

Test Description	*Lower Limit*	*Upper Limit*	*Measured*	*Unit*	*Verdict*
Bandwidth 20dB	---	---	20908	kHz	INFO
T1 20DB	2400.000000	---	2401.6320	MHz	PASS
T2 20dB	---	2483.500000	2422.5400	MHz	PASS

Verdict
PASS

FCC 15.247 # Peak power spectral density DTS ~ WLAN2G4 n-HT20 mode

Test References

TC Start	08.02.2023 08:10:11
Ambit Temp [°C] | Humidity [rel%]	22.4 | 25
System Version	3.3.4.3
Test Specification	FCC 15.247 -
Test Method	DTS: KDB 558074 D01 V05 - Chapter 8.4 DTS maximum power spectral density level in the fundamental emission
TC Version	0.0.1
My Description	FCC 15.247 Peak Power Spectral Density DTS - WLAN2G4 nHT20_mode
Add. Information	

EUT Common Settings WLAN2G4

Number of Antenna Ports	2
User Interaction	No

Test Parameter

Technology to test	WLAN2G4 n-HT20 mode
Antenna Port used	1
Temperature	nom
Voltage	nom
Frequency low to test	True | Freq [MHz] 2412
Frequency mid to test	False | Freq [MHz] 2437
Frequency high to test	False | Freq [MHz] 2462
Auto Control enabled Power Supply | Climatic Box	No | No
Additional Path Loss [dB]	0.7
Switched Path	EUT - SignalingUnit - SpectrumAnalyzer

Test Equipment

Signal analyzer,Rohde&Schwarz,FSV-40,1307.9002K40/101042,3.70
Switch matrix,CTCadvanced,SPM-4 NI DAQ,28016133,NI

Test at TX 2412 MHz

RESULT: Reference Power cond.

Test Description	*Lower Limit*	*Upper Limit*	*Measured*	*Unit*	*Verdict*
Ref. Power 1MHz/1MHz cond.	---	---	10.80	dBm	INFO
Ref. Frequency	---	---	2410.700	MHz	INFO

READ SA SETTINGS:

RefLevel [dBm] | RefLevelOffset [dB] | InpAtt [dB]	15.80 | 14.43 | 20
Start [MHz] | Stop [MHz]	2397.000 | 2427.000
RBW [MHz] | VBW [MHz]	0.003000 | 0.010000
Detector | TraceMode	POS | MAXH
Sweep: Time [ms] | Count | Points per Section | Type	1000 | 20 | 1001 | SWE

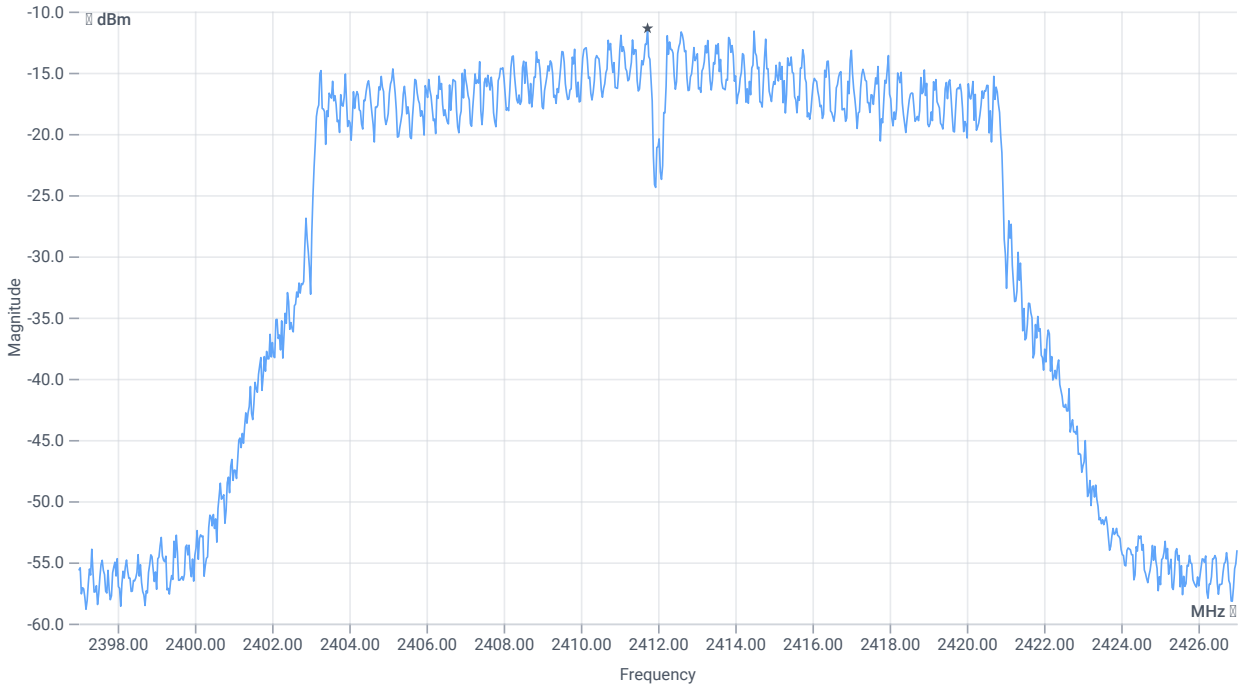

Peak PSD

RESULT

Test Description	*Lower Limit*	*Upper Limit*	*Measured*	*Unit*	*Verdict*
Max Peak power Density	---	8	-11.38	dBm/3KHz	PASS

Verdict
PASS

FCC 15.247 # Bandwidth 6dB DTS ~ WLAN2G4 n-HT20 mode

Test References

TC Start	08.02.2023 08:09:37
Ambit Temp [°C] | Humidity [rel%]	22.3 | 25
System Version	3.3.4.3
Test Specification	FCC 15.247 -
Test Method	
TC Version	0.0.1
My Description	FCC 15.247 Bandwidth 6dB DTS - WLAN2G4 n-HT20 mode
Add. Information	

EUT Common Settings WLAN2G4

Number of Antenna Ports	2
User Interaction	No

Test Parameter

Technology to test	WLAN2G4 n-HT20 mode
Antenna Port used	1
Temperature	nom
Voltage	nom
Frequency low to test	True | Freq [MHz] 2412
Frequency mid to test	False | Freq [MHz] 2437
Frequency high to test	False | Freq [MHz] 2462
Auto Control enabled Power Supply | Climatic Box	No | No
Additional Path Loss [dB]	0.7
Switched Path	EUT - SignalingUnit - SpectrumAnalyzer

Test Equipment

Signal analyzer,Rohde&Schwarz,FSV-40,1307.9002K40/101042,3.70
Switch matrix,CTCadvanced,SPM-4 NI DAQ,28016133,NI

Test at TX 2412 MHz

RESULT: Reference Power cond.

Test Description	*Lower Limit*	*Upper Limit*	*Measured*	*Unit*	*Verdict*
Ref. Power 1MHz/1MHz cond.	---	---	10.71	dBm	INFO
Ref. Frequency	---	---	2410.300	MHz	INFO

READ SA SETTINGS:

RefLevel [dBm] | RefLevelOffset [dB] | InpAtt [dB]	15.71 | 14.43 | 20
Start [MHz] | Stop [MHz]	2392.000 | 2432.000
RBW [MHz] | VBW [MHz]	0.100000 | 0.300000
Detector | TraceMode	POS | MAXH
Sweep: Time [ms] | Count | Points per Section | Type	50 | 200 | 10001 | SWE

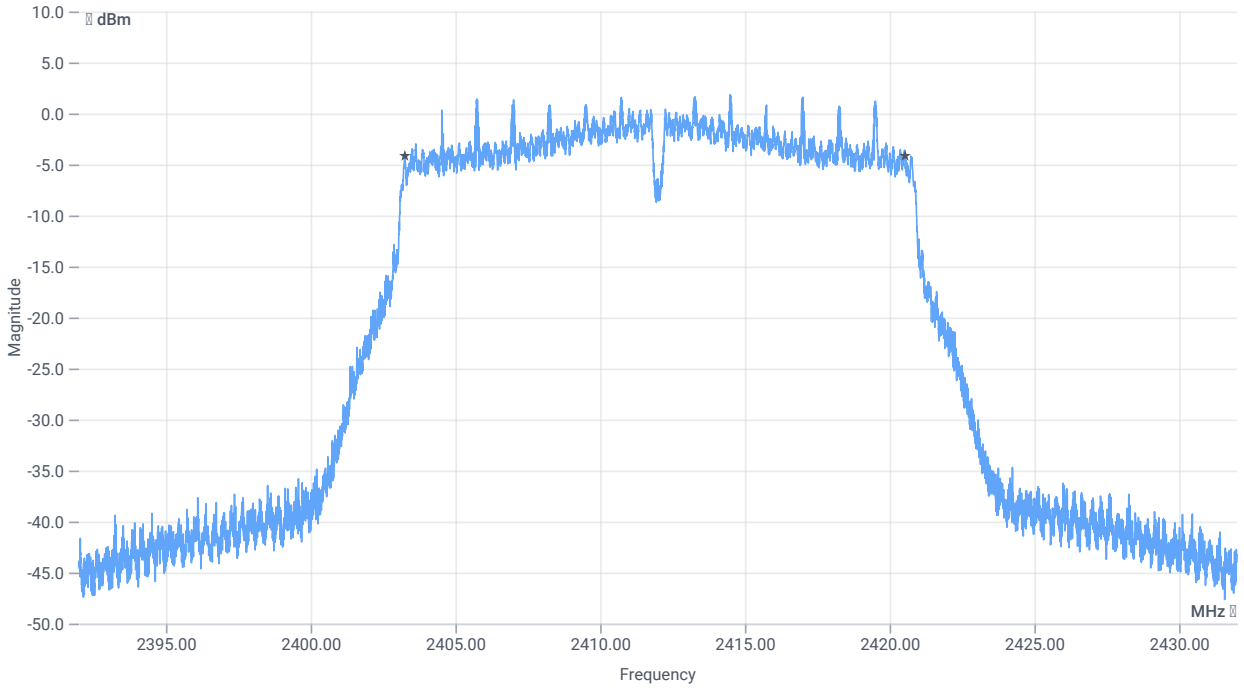

BW 6dB

RESULT

Test Description	*Lower Limit*	*Upper Limit*	*Measured*	*Unit*	*Verdict*
DTS Bandwidth (6dB)	500	---	17280	kHz	PASS

Verdict
PASS

- END OF DOCUMENT -