Test Mode: TX / IEEE 802.11a / 5240MHz /(CH High) **Tested by:** Sam Zeng

Ambient temperature: 24°C **Relative humidity:** 52% RH **Date:** August 10, 2017

Frequency (MHz)	Reading (dBuV)	Correction Factor (dB/m)	Result (dBuV/m)	Limit (dBuV/m)	Margin (dB)	Antenna Pole (V/H)	Remark
6780.000	32.24	7.34	39.58	68.23	-28.65	V	peak
8388.000	31.83	9.44	41.27	68.23	-26.96	V	peak
9372.000	31.27	10.17	41.44	68.23	-26.79	V	peak
10680.000	30.72	14.09	44.81	68.23	-23.42	V	peak
11388.000	31.13	14.91	46.04	68.23	-22.19	V	peak
13104.000	29.13	18.22	47.35	68.23	-20.88	V	peak
6852.000	32.23	7.46	39.69	68.23	-28.54	H	Peak
8364.000	31.95	9.45	41.40	68.23	-26.83	H	Peak
10116.000	30.43	12.34	42.77	68.23	-25.46	H	Peak
11316.000	31.37	14.94	46.31	68.23	-21.92	H	peak
12612.000	29.87	16.67	46.54	68.23	-21.69	H	peak
13788.000	31.00	20.02	51.02	68.23	-17.21	H	peak

Remark:

1. Measuring frequencies from 1 GHz to the 10th harmonic of highest fundamental frequency.
2. Radiated emissions measured in frequency above 1000MHz were made with an instrument using peak/average detector mode.
3. Average test would be performed if the peak result were greater than the average limit.
4. Data of measurement within this frequency range shown " --- " in the table above means the reading of emissions are attenuated more than 20dB below the permissible limits or the field strength is too small to be measured.
5. Measurements above show only up to 6 maximum emissions noted, or would be lesser, with " N/A " remark, if no specific emissions from the EUT are recorded (ie: margin>20dB from the applicable limit) and considered that's already beyond the background noise floor.
6. Margin (dB) = Remark result (dBuV/m) – Average limit (dBuV/m).

This report shall not be reproduced except in full, without the written approval of Compliance Certification Services.

Test Mode: TX / IEEE 802.11a / 5745MHz /(CH Low) **Tested by:** Sam Zeng

Ambient temperature: 24°C **Relative humidity:** 52% RH **Date:** August 10, 2017

Frequency (MHz)	Reading (dBuV)	Correction Factor (dB/m)	Result (dBuV/m)	Limit (dBuV/m)	Margin (dB)	Antenna Pole (V/H)	Remark
6828.000	32.14	7.42	39.56	68.23	-28.67	V	peak
8100.000	32.37	9.60	41.97	68.23	-26.26	V	peak
9660.000	30.54	11.00	41.54	68.23	-26.69	V	peak
11016.000	30.19	15.07	45.26	68.23	-22.97	V	peak
12384.000	30.33	15.91	46.24	68.23	-21.99	V	peak
13980.000	30.42	20.53	50.95	68.23	-17.28	V	peak
6264.000	32.27	6.51	38.78	68.23	-29.45	H	Peak
7200.000	31.33	8.09	39.42	68.23	-28.81	H	Peak
8424.000	31.44	9.42	40.86	68.23	-27.37	H	Peak
9648.000	30.50	10.97	41.47	68.23	-26.76	H	peak
10512.000	30.01	13.57	43.58	68.23	-24.65	H	peak
11496.000	33.03	14.86	47.89	68.23	-20.34	H	peak

Remark:

1. Measuring frequencies from 1 GHz to the 10th harmonic of highest fundamental frequency.
2. Radiated emissions measured in frequency above 1000MHz were made with an instrument using peak/average detector mode.
3. Average test would be performed if the peak result were greater than the average limit.
4. Data of measurement within this frequency range shown " --- " in the table above means the reading of emissions are attenuated more than 20dB below the permissible limits or the field strength is too small to be measured.
5. Measurements above show only up to 6 maximum emissions noted, or would be lesser, with " N/A " remark, if no specific emissions from the EUT are recorded (ie: margin>20dB from the applicable limit) and considered that's already beyond the background noise floor.
6. Margin (dB) = Remark result (dBuV/m) – Average limit (dBuV/m).

This report shall not be reproduced except in full, without the written approval of Compliance Certification Services.

Test Mode: TX / IEEE 802.11a / 5785MHz /(CH Mid) **Tested by:** Sam Zeng

Ambient temperature: 24°C **Relative humidity:** 52% RH **Date:** August 10, 2017

Frequency (MHz)	Reading (dBuV)	Correction Factor (dB/m)	Result (dBuV/m)	Limit (dBuV/m)	Margin (dB)	Antenna Pole (V/H)	Remark
6936.000	31.98	7.60	39.58	68.23	-28.65	V	peak
8112.000	31.72	9.59	41.31	68.23	-26.92	V	peak
8544.000	31.34	9.35	40.69	68.23	-27.54	V	peak
9960.000	30.91	11.86	42.77	68.23	-25.46	V	peak
11160.000	31.27	15.01	46.28	68.23	-21.95	V	peak
11940.000	30.73	14.67	45.40	68.23	-22.83	V	peak
6456.000	32.02	6.82	38.84	68.23	-29.39	H	Peak
8016.000	31.77	9.64	41.41	68.23	-26.82	H	Peak
9468.000	31.03	10.45	41.48	68.23	-26.75	H	Peak
10620.000	30.37	13.90	44.27	68.23	-23.96	H	peak
11568.000	33.02	14.83	47.85	68.23	-20.38	H	peak
12528.000	30.20	16.39	46.59	68.23	-21.64	H	peak

Remark:

1. Measuring frequencies from 1 GHz to the 10th harmonic of highest fundamental frequency.
2. Radiated emissions measured in frequency above 1000MHz were made with an instrument using peak/average detector mode.
3. Average test would be performed if the peak result were greater than the average limit.
4. Data of measurement within this frequency range shown " --- " in the table above means the reading of emissions are attenuated more than 20dB below the permissible limits or the field strength is too small to be measured.
5. Measurements above show only up to 6 maximum emissions noted, or would be lesser, with " N/A " remark, if no specific emissions from the EUT are recorded (ie: margin>20dB from the applicable limit) and considered that's already beyond the background noise floor.
6. Margin (dB) = Remark result (dBuV/m) – Average limit (dBuV/m).

This report shall not be reproduced except in full, without the written approval of Compliance Certification Services.

Test Mode: TX / IEEE 802.11a / 5825MHz /(CH High) **Tested by:** Sam Zeng

Ambient temperature: 24°C **Relative humidity:** 52% RH **Date:** August 10, 2017

Frequency (MHz)	Reading (dBuV)	Correction Factor (dB/m)	Result (dBuV/m)	Limit (dBuV/m)	Margin (dB)	Antenna Pole (V/H)	Remark
6708.000	32.11	7.23	39.34	68.23	-28.89	V	peak
8148.000	32.20	9.57	41.77	68.23	-26.46	V	peak
8988.000	31.53	9.11	40.64	68.23	-27.59	V	peak
9900.000	31.16	11.69	42.85	68.23	-25.38	V	peak
10956.000	29.95	14.94	44.89	68.23	-23.34	V	peak
11460.000	31.45	14.88	46.33	68.23	-21.90	V	peak
6708.000	31.99	7.23	39.22	68.23	-29.01	H	Peak
7752.000	32.35	9.17	41.52	68.23	-26.71	H	Peak
9252.000	30.82	9.83	40.65	68.23	-27.58	H	Peak
10716.000	30.23	14.20	44.43	68.23	-23.80	H	peak
11652.000	32.84	14.79	47.63	68.23	-20.60	H	peak
13008.000	29.21	17.97	47.18	68.23	-21.05	H	peak

Remark:

1. Measuring frequencies from 1 GHz to the 10th harmonic of highest fundamental frequency.
2. Radiated emissions measured in frequency above 1000MHz were made with an instrument using peak/average detector mode.
3. Average test would be performed if the peak result were greater than the average limit.
4. Data of measurement within this frequency range shown " --- " in the table above means the reading of emissions are attenuated more than 20dB below the permissible limits or the field strength is too small to be measured.
5. Measurements above show only up to 6 maximum emissions noted, or would be lesser, with " N/A " remark, if no specific emissions from the EUT are recorded (ie: margin>20dB from the applicable limit) and considered that's already beyond the background noise floor.
6. Margin (dB) = Remark result (dBuV/m) – Average limit (dBuV/m).

This report shall not be reproduced except in full, without the written approval of Compliance Certification Services.

Antenna 2

Test Mode: TX / IEEE 802.11a / 5180MHz /(CH Low) **Tested by:** Sam Zeng

Ambient temperature: 24°C **Relative humidity:** 52% RH **Date:** August 10, 2017

Frequency (MHz)	Reading (dBuV)	Correction Factor (dB/m)	Result (dBuV/m)	Limit (dBuV/m)	Margin (dB)	Antenna Pole (V/H)	Remark
6768.000	31.88	7.32	39.20	68.23	-29.03	V	peak
7944.000	31.49	9.54	41.03	68.23	-27.20	V	peak
9432.000	31.02	10.34	41.36	68.23	-26.87	V	peak
10380.000	30.31	13.16	43.47	68.23	-24.76	V	peak
11484.000	31.92	14.87	46.79	68.23	-21.44	V	peak
12588.000	29.63	16.59	46.22	68.23	-22.01	V	peak
6408.000	32.33	6.74	39.07	68.23	-29.16	H	Peak
8196.000	32.01	9.54	41.55	68.23	-26.68	H	Peak
9432.000	31.46	10.34	41.80	68.23	-26.43	H	Peak
10692.000	30.97	14.13	45.10	68.23	-23.13	H	peak
12084.000	30.58	14.92	45.50	68.23	-22.73	H	peak
13140.000	29.58	18.32	47.90	68.23	-20.33	H	peak

Remark:

1. Measuring frequencies from 1 GHz to the 10th harmonic of highest fundamental frequency.
2. Radiated emissions measured in frequency above 1000MHz were made with an instrument using peak/average detector mode.
3. Average test would be performed if the peak result were greater than the average limit.
4. Data of measurement within this frequency range shown " --- " in the table above means the reading of emissions are attenuated more than 20dB below the permissible limits or the field strength is too small to be measured.
5. Measurements above show only up to 6 maximum emissions noted, or would be lesser, with " N/A " remark, if no specific emissions from the EUT are recorded (ie: margin>20dB from the applicable limit) and considered that's already beyond the background noise floor.
6. Margin (dB) = Remark result (dBuV/m) – Average limit (dBuV/m).

This report shall not be reproduced except in full, without the written approval of Compliance Certification Services.

Test Mode: TX / IEEE 802.11a / 5200MHz /(CH Mid) **Tested by:** Sam Zeng

Ambient temperature: 24°C **Relative humidity:** 52% RH **Date:** August 10, 2017

Frequency (MHz)	Reading (dBuV)	Correction Factor (dB/m)	Result (dBuV/m)	Limit (dBuV/m)	Margin (dB)	Antenna Pole (V/H)	Remark
6684.000	32.12	7.19	39.31	68.23	-28.92	V	peak
7920.000	31.78	9.49	41.27	68.23	-26.96	V	peak
8976.000	31.62	9.11	40.73	68.23	-27.50	V	peak
10632.000	30.41	13.94	44.35	68.23	-23.88	V	peak
11388.000	30.98	14.91	45.89	68.23	-22.34	V	peak
12624.000	30.38	16.71	47.09	68.23	-21.14	V	peak
6360.000	31.95	6.66	38.61	68.23	-29.62	H	Peak
7404.000	31.68	8.49	40.17	68.23	-28.06	H	Peak
8028.000	31.97	9.63	41.60	68.23	-26.63	H	Peak
9444.000	31.25	10.38	41.63	68.23	-26.60	H	peak
10920.000	30.24	14.83	45.07	68.23	-23.16	H	peak
11520.000	31.11	14.85	45.96	68.23	-22.27	H	peak

Remark:

1. Measuring frequencies from 1 GHz to the 10th harmonic of highest fundamental frequency.
2. Radiated emissions measured in frequency above 1000MHz were made with an instrument using peak/average detector mode.
3. Average test would be performed if the peak result were greater than the average limit.
4. Data of measurement within this frequency range shown " --- " in the table above means the reading of emissions are attenuated more than 20dB below the permissible limits or the field strength is too small to be measured.
5. Measurements above show only up to 6 maximum emissions noted, or would be lesser, with " N/A " remark, if no specific emissions from the EUT are recorded (ie: margin>20dB from the applicable limit) and considered that's already beyond the background noise floor.
6. Margin (dB) = Remark result (dBuV/m) – Average limit (dBuV/m).

This report shall not be reproduced except in full, without the written approval of Compliance Certification Services.

Test Mode: TX / IEEE 802.11a / 5240MHz /(CH High) **Tested by:** Sam Zeng

Ambient temperature: 24°C **Relative humidity:** 52% RH **Date:** August 10, 2017

Frequency (MHz)	Reading (dBuV)	Correction Factor (dB/m)	Result (dBuV/m)	Limit (dBuV/m)	Margin (dB)	Antenna Pole (V/H)	Remark
6792.000	31.75	7.36	39.11	68.23	-29.12	V	peak
7704.000	31.79	9.07	40.86	68.23	-27.37	V	peak
8556.000	31.44	9.34	40.78	68.23	-27.45	V	peak
10008.000	31.69	12.00	43.69	68.23	-24.54	V	peak
11244.000	31.22	14.97	46.19	68.23	-22.04	V	peak
12516.000	29.56	16.35	45.91	68.23	-22.32	V	peak
7068.000	32.05	7.83	39.88	68.23	-28.35	H	Peak
7620.000	32.76	8.91	41.67	68.23	-26.56	H	Peak
8400.000	31.91	9.43	41.34	68.23	-26.89	H	Peak
10272.000	30.92	12.82	43.74	68.23	-24.49	H	peak
11352.000	31.52	14.93	46.45	68.23	-21.78	H	peak
12600.000	30.35	16.63	46.98	68.23	-21.25	H	peak

Remark:

1. Measuring frequencies from 1 GHz to the 10th harmonic of highest fundamental frequency.
2. Radiated emissions measured in frequency above 1000MHz were made with an instrument using peak/average detector mode.
3. Average test would be performed if the peak result were greater than the average limit.
4. Data of measurement within this frequency range shown " --- " in the table above means the reading of emissions are attenuated more than 20dB below the permissible limits or the field strength is too small to be measured.
5. Measurements above show only up to 6 maximum emissions noted, or would be lesser, with " N/A " remark, if no specific emissions from the EUT are recorded (ie: margin>20dB from the applicable limit) and considered that's already beyond the background noise floor.
6. Margin (dB) = Remark result (dBuV/m) – Average limit (dBuV/m).

This report shall not be reproduced except in full, without the written approval of Compliance Certification Services.

Test Mode: TX / IEEE 802.11a / 5260MHz /(CH Low) **Tested by:** Sam Zeng

Ambient temperature: 24°C **Relative humidity:** 52% RH **Date:** August 10, 2017

Frequency (MHz)	Reading (dBuV)	Correction Factor (dB/m)	Result (dBuV/m)	Limit (dBuV/m)	Margin (dB)	Antenna Pole (V/H)	Remark
7152.000	31.88	8.00	39.88	68.23	-28.35	V	peak
8076.000	31.88	9.61	41.49	68.23	-26.74	V	peak
9444.000	30.86	10.38	41.24	68.23	-26.99	V	peak
10692.000	30.64	14.13	44.77	68.23	-23.46	V	peak
11160.000	31.40	15.01	46.41	68.23	-21.82	V	peak
12468.000	29.77	16.19	45.96	68.23	-22.27	V	peak
6384.000	31.82	6.70	38.52	68.23	-29.71	H	Peak
7092.000	31.36	7.88	39.24	68.23	-28.99	H	Peak
8628.000	31.41	9.30	40.71	68.23	-27.52	H	Peak
10524.000	30.50	13.60	44.10	68.23	-24.13	H	peak
11928.000	31.34	14.67	46.01	68.23	-22.22	H	peak
13200.000	29.23	18.48	47.71	68.23	-20.52	H	peak

Remark:

1. Measuring frequencies from 1 GHz to the 10th harmonic of highest fundamental frequency.
2. Radiated emissions measured in frequency above 1000MHz were made with an instrument using peak/average detector mode.
3. Average test would be performed if the peak result were greater than the average limit.
4. Data of measurement within this frequency range shown " --- " in the table above means the reading of emissions are attenuated more than 20dB below the permissible limits or the field strength is too small to be measured.
5. Measurements above show only up to 6 maximum emissions noted, or would be lesser, with " N/A " remark, if no specific emissions from the EUT are recorded (ie: margin>20dB from the applicable limit) and considered that's already beyond the background noise floor.
6. Margin (dB) = Remark result (dBuV/m) – Average limit (dBuV/m).

This report shall not be reproduced except in full, without the written approval of Compliance Certification Services.

Test Mode: TX / IEEE 802.11a / 5300MHz /(CH Mid) **Tested by:** Sam Zeng

Ambient temperature: 24°C **Relative humidity:** 52% RH **Date:** August 10, 2017

Frequency (MHz)	Reading (dBuV)	Correction Factor (dB/m)	Result (dBuV/m)	Limit (dBuV/m)	Margin (dB)	Antenna Pole (V/H)	Remark
7032.000	31.49	7.76	39.25	68.23	-28.98	V	peak
7932.000	31.92	9.52	41.44	68.23	-26.79	V	peak
9012.000	32.49	9.13	41.62	68.23	-26.61	V	peak
10248.000	30.80	12.75	43.55	68.23	-24.68	V	peak
11148.000	31.18	15.01	46.19	68.23	-22.04	V	peak
12552.000	30.12	16.47	46.59	68.23	-21.64	V	peak
6828.000	31.52	7.42	38.94	68.23	-29.29	H	Peak
8088.000	31.84	9.60	41.44	68.23	-26.79	H	Peak
9348.000	31.52	10.10	41.62	68.23	-26.61	H	Peak
10596.000	31.95	13.83	45.78	68.23	-22.45	H	peak
11520.000	31.58	14.85	46.43	68.23	-21.80	H	peak
13164.000	29.28	18.38	47.66	68.23	-20.57	H	peak

Remark:

1. Measuring frequencies from 1 GHz to the 10th harmonic of highest fundamental frequency.
2. Radiated emissions measured in frequency above 1000MHz were made with an instrument using peak/average detector mode.
3. Average test would be performed if the peak result were greater than the average limit.
4. Data of measurement within this frequency range shown " --- " in the table above means the reading of emissions are attenuated more than 20dB below the permissible limits or the field strength is too small to be measured.
5. Measurements above show only up to 6 maximum emissions noted, or would be lesser, with " N/A " remark, if no specific emissions from the EUT are recorded (ie: margin>20dB from the applicable limit) and considered that's already beyond the background noise floor.
6. Margin (dB) = Remark result (dBuV/m) – Average limit (dBuV/m).

This report shall not be reproduced except in full, without the written approval of Compliance Certification Services.

Test Mode: TX / IEEE 802.11a / 5320MHz /(CH High) **Tested by:** Sam Zeng

Ambient temperature: 24°C **Relative humidity:** 52% RH **Date:** August 10, 2017

Frequency (MHz)	Reading (dBuV)	Correction Factor (dB/m)	Result (dBuV/m)	Limit (dBuV/m)	Margin (dB)	Antenna Pole (V/H)	Remark
6492.000	31.99	6.88	38.87	68.23	-29.36	V	peak
7668.000	31.99	9.00	40.99	68.23	-27.24	V	peak
8436.000	31.77	9.41	41.18	68.23	-27.05	V	peak
9444.000	30.95	10.38	41.33	68.23	-26.90	V	peak
11148.000	31.89	15.01	46.90	68.23	-21.33	V	peak
12696.000	29.66	16.94	46.60	68.23	-21.63	V	peak
6504.000	31.93	6.90	38.83	68.23	-29.40	H	Peak
7212.000	31.93	8.11	40.04	68.23	-28.19	H	Peak
8184.000	31.68	9.55	41.23	68.23	-27.00	H	Peak
9780.000	30.80	11.35	42.15	68.23	-26.08	H	peak
10632.000	31.88	13.94	45.82	68.23	-22.41	H	peak
11256.000	31.08	14.97	46.05	68.23	-22.18	H	peak

Remark:

1. Measuring frequencies from 1 GHz to the 10th harmonic of highest fundamental frequency.
2. Radiated emissions measured in frequency above 1000MHz were made with an instrument using peak/average detector mode.
3. Average test would be performed if the peak result were greater than the average limit.
4. Data of measurement within this frequency range shown " --- " in the table above means the reading of emissions are attenuated more than 20dB below the permissible limits or the field strength is too small to be measured.
5. Measurements above show only up to 6 maximum emissions noted, or would be lesser, with " N/A " remark, if no specific emissions from the EUT are recorded (ie: margin>20dB from the applicable limit) and considered that's already beyond the background noise floor.
6. Margin (dB) = Remark result (dBuV/m) – Average limit (dBuV/m).

This report shall not be reproduced except in full, without the written approval of Compliance Certification Services.

Test Mode: TX / IEEE 802.11a / 5500MHz /(CH Low) **Tested by:** Sam Zeng

Ambient temperature: 24°C **Relative humidity:** 52% RH **Date:** August 10, 2017

Frequency (MHz)	Reading (dBuV)	Correction Factor (dB/m)	Result (dBuV/m)	Limit (dBuV/m)	Margin (dB)	Antenna Pole (V/H)	Remark
6936.000	31.85	7.60	39.45	68.23	-28.78	V	peak
8004.000	32.00	9.65	41.65	68.23	-26.58	V	peak
9444.000	31.24	10.38	41.62	68.23	-26.61	V	peak
10800.000	30.61	14.46	45.07	68.23	-23.16	V	peak
11256.000	31.10	14.97	46.07	68.23	-22.16	V	peak
13128.000	29.07	18.29	47.36	68.23	-20.87	V	peak
7056.000	32.15	7.81	39.96	68.23	-28.27	H	Peak
8088.000	31.90	9.60	41.50	68.23	-26.73	H	Peak
9312.000	30.81	10.00	40.81	68.23	-27.42	H	Peak
11004.000	32.83	15.08	47.91	68.23	-20.32	H	peak
11616.000	30.84	14.81	45.65	68.23	-22.58	H	peak
12696.000	29.80	16.94	46.74	68.23	-21.49	H	peak

Remark:

1. Measuring frequencies from 1 GHz to the 10th harmonic of highest fundamental frequency.
2. Radiated emissions measured in frequency above 1000MHz were made with an instrument using peak/average detector mode.
3. Average test would be performed if the peak result were greater than the average limit.
4. Data of measurement within this frequency range shown " --- " in the table above means the reading of emissions are attenuated more than 20dB below the permissible limits or the field strength is too small to be measured.
5. Measurements above show only up to 6 maximum emissions noted, or would be lesser, with " N/A " remark, if no specific emissions from the EUT are recorded (ie: margin>20dB from the applicable limit) and considered that's already beyond the background noise floor.
6. Margin (dB) = Remark result (dBuV/m) – Average limit (dBuV/m).

This report shall not be reproduced except in full, without the written approval of Compliance Certification Services.

Test Mode: TX / IEEE 802.11a / 5580MHz /(CH Mid) **Tested by:** Sam Zeng

Ambient temperature: 24°C **Relative humidity:** 52% RH **Date:** August 10, 2017

Frequency (MHz)	Reading (dBuV)	Correction Factor (dB/m)	Result (dBuV/m)	Limit (dBuV/m)	Margin (dB)	Antenna Pole (V/H)	Remark
6780.000	31.70	7.34	39.04	68.23	-29.19	V	peak
7380.000	31.62	8.44	40.06	68.23	-28.17	V	peak
8052.000	31.87	9.62	41.49	68.23	-26.74	V	peak
9696.000	30.76	11.10	41.86	68.23	-26.37	V	peak
11160.000	31.50	15.01	46.51	68.23	-21.72	V	peak
12408.000	30.78	15.99	46.77	68.23	-21.46	V	peak
6084.000	33.15	6.22	39.37	68.23	-28.86	H	Peak
7272.000	32.39	8.23	40.62	68.23	-27.61	H	Peak
8604.000	31.54	9.32	40.86	68.23	-27.37	H	Peak
9396.000	31.58	10.24	41.82	68.23	-26.41	H	peak
10500.000	30.51	13.53	44.04	68.23	-24.19	H	peak
11160.000	34.37	15.01	49.38	68.23	-18.85	H	peak

Remark:

1. Measuring frequencies from 1 GHz to the 10th harmonic of highest fundamental frequency.
2. Radiated emissions measured in frequency above 1000MHz were made with an instrument using peak/average detector mode.
3. Average test would be performed if the peak result were greater than the average limit.
4. Data of measurement within this frequency range shown " --- " in the table above means the reading of emissions are attenuated more than 20dB below the permissible limits or the field strength is too small to be measured.
5. Measurements above show only up to 6 maximum emissions noted, or would be lesser, with " N/A " remark, if no specific emissions from the EUT are recorded (ie: margin>20dB from the applicable limit) and considered that's already beyond the background noise floor.
6. Margin (dB) = Remark result (dBuV/m) – Average limit (dBuV/m).

This report shall not be reproduced except in full, without the written approval of Compliance Certification Services.

Test Mode: TX / IEEE 802.11a / 5700MHz /(CH High) **Tested by:** Sam Zeng

Ambient temperature: 24°C **Relative humidity:** 52% RH **Date:** August 10, 2017

Frequency (MHz)	Reading (dBuV)	Correction Factor (dB/m)	Result (dBuV/m)	Limit (dBuV/m)	Margin (dB)	Antenna Pole (V/H)	Remark
7164.000	31.98	8.02	40.00	68.23	-28.23	V	peak
8424.000	31.61	9.42	41.03	68.23	-27.20	V	peak
9804.000	30.51	11.42	41.93	68.23	-26.30	V	peak
11172.000	31.43	15.00	46.43	68.23	-21.80	V	peak
12588.000	29.89	16.59	46.48	68.23	-21.75	V	peak
13992.000	30.89	20.56	51.45	68.23	-16.78	V	peak
7272.000	31.91	8.23	40.14	68.23	-28.09	H	Peak
8064.000	32.01	9.61	41.62	68.23	-26.61	H	Peak
9636.000	30.75	10.93	41.68	68.23	-26.55	H	Peak
10728.000	30.53	14.24	44.77	68.23	-23.46	H	peak
11400.000	34.13	14.90	49.03	68.23	-19.20	H	peak
12576.000	29.69	16.55	46.24	68.23	-21.99	H	peak

Remark:

1. Measuring frequencies from 1 GHz to the 10th harmonic of highest fundamental frequency.
2. Radiated emissions measured in frequency above 1000MHz were made with an instrument using peak/average detector mode.
3. Average test would be performed if the peak result were greater than the average limit.
4. Data of measurement within this frequency range shown " --- " in the table above means the reading of emissions are attenuated more than 20dB below the permissible limits or the field strength is too small to be measured.
5. Measurements above show only up to 6 maximum emissions noted, or would be lesser, with " N/A " remark, if no specific emissions from the EUT are recorded (ie: margin>20dB from the applicable limit) and considered that's already beyond the background noise floor.
6. Margin (dB) = Remark result (dBuV/m) – Average limit (dBuV/m).

This report shall not be reproduced except in full, without the written approval of Compliance Certification Services.

Test Mode: TX / IEEE 802.11a / 5745MHz /(CH Low) **Tested by:** Sam Zeng

Ambient temperature: 24°C **Relative humidity:** 52% RH **Date:** August 10, 2017

Frequency (MHz)	Reading (dBuV)	Correction Factor (dB/m)	Result (dBuV/m)	Limit (dBuV/m)	Margin (dB)	Antenna Pole (V/H)	Remark
6840.000	31.82	7.44	39.26	68.23	-28.97	V	peak
8148.000	31.78	9.57	41.35	68.23	-26.88	V	peak
9432.000	31.14	10.34	41.48	68.23	-26.75	V	peak
11136.000	31.66	15.02	46.68	68.23	-21.55	V	peak
12336.000	30.53	15.75	46.28	68.23	-21.95	V	peak
13320.000	29.42	18.79	48.21	68.23	-20.02	V	peak
7272.000	31.62	8.23	39.85	68.23	-28.38	H	Peak
8088.000	31.70	9.60	41.30	68.23	-26.93	H	Peak
10140.000	30.66	12.41	43.07	68.23	-25.16	H	Peak
11496.000	33.34	14.86	48.20	68.23	-20.03	H	peak
12432.000	30.16	16.07	46.23	68.23	-22.00	H	peak
13104.000	28.91	18.22	47.13	68.23	-21.10	H	peak

Remark:

1. Measuring frequencies from 1 GHz to the 10th harmonic of highest fundamental frequency.
2. Radiated emissions measured in frequency above 1000MHz were made with an instrument using peak/average detector mode.
3. Average test would be performed if the peak result were greater than the average limit.
4. Data of measurement within this frequency range shown " --- " in the table above means the reading of emissions are attenuated more than 20dB below the permissible limits or the field strength is too small to be measured.
5. Measurements above show only up to 6 maximum emissions noted, or would be lesser, with " N/A " remark, if no specific emissions from the EUT are recorded (ie: margin>20dB from the applicable limit) and considered that's already beyond the background noise floor.
6. Margin (dB) = Remark result (dBuV/m) – Average limit (dBuV/m).

This report shall not be reproduced except in full, without the written approval of Compliance Certification Services.

Test Mode: TX / IEEE 802.11a / 5785MHz /(CH Mid) **Tested by:** Sam Zeng

Ambient temperature: 24°C **Relative humidity:** 52% RH **Date:** August 10, 2017

Frequency (MHz)	Reading (dBuV)	Correction Factor (dB/m)	Result (dBuV/m)	Limit (dBuV/m)	Margin (dB)	Antenna Pole (V/H)	Remark
6264.000	33.25	6.51	39.76	68.23	-28.47	V	peak
7716.000	31.72	9.10	40.82	68.23	-27.41	V	peak
8160.000	31.73	9.56	41.29	68.23	-26.94	V	peak
10020.000	30.76	12.04	42.80	68.23	-25.43	V	peak
11328.000	31.23	14.94	46.17	68.23	-22.06	V	peak
12588.000	29.70	16.59	46.29	68.23	-21.94	V	peak
7464.000	31.79	8.60	40.39	68.23	-27.84	H	Peak
8400.000	31.69	9.43	41.12	68.23	-27.11	H	Peak
10128.000	31.31	12.38	43.69	68.23	-24.54	H	Peak
11568.000	33.00	14.83	47.83	68.23	-20.40	H	peak
13164.000	28.99	18.38	47.37	68.23	-20.86	H	peak
14340.000	31.19	20.78	51.97	68.23	-16.26	H	peak

Remark:

1. Measuring frequencies from 1 GHz to the 10th harmonic of highest fundamental frequency.
2. Radiated emissions measured in frequency above 1000MHz were made with an instrument using peak/average detector mode.
3. Average test would be performed if the peak result were greater than the average limit.
4. Data of measurement within this frequency range shown " --- " in the table above means the reading of emissions are attenuated more than 20dB below the permissible limits or the field strength is too small to be measured.
5. Measurements above show only up to 6 maximum emissions noted, or would be lesser, with " N/A " remark, if no specific emissions from the EUT are recorded (ie: margin>20dB from the applicable limit) and considered that's already beyond the background noise floor.
6. Margin (dB) = Remark result (dBuV/m) – Average limit (dBuV/m).

This report shall not be reproduced except in full, without the written approval of Compliance Certification Services.

Test Mode: TX / IEEE 802.11a / 5825MHz /(CH High) **Tested by:** Sam Zeng

Ambient temperature: 24°C **Relative humidity:** 52% RH **Date:** August 10, 2017

Frequency (MHz)	Reading (dBuV)	Correction Factor (dB/m)	Result (dBuV/m)	Limit (dBuV/m)	Margin (dB)	Antenna Pole (V/H)	Remark
6696.000	32.20	7.21	39.41	68.23	-28.82	V	peak
7896.000	31.58	9.45	41.03	68.23	-27.20	V	peak
9048.000	31.38	9.24	40.62	68.23	-27.61	V	peak
10368.000	30.55	13.12	43.67	68.23	-24.56	V	peak
11160.000	31.49	15.01	46.50	68.23	-21.73	V	peak
12576.000	29.86	16.55	46.41	68.23	-21.82	V	peak
7728.000	31.88	9.12	41.00	68.23	-27.23	H	Peak
9036.000	31.62	9.20	40.82	68.23	-27.41	H	Peak
10728.000	30.70	14.24	44.94	68.23	-23.29	H	Peak
11652.000	32.87	14.79	47.66	68.23	-20.57	H	peak
12552.000	29.52	16.47	45.99	68.23	-22.24	H	peak
13200.000	28.87	18.48	47.35	68.23	-20.88	H	peak

Remark:

1. Measuring frequencies from 1 GHz to the 10th harmonic of highest fundamental frequency.
2. Radiated emissions measured in frequency above 1000MHz were made with an instrument using peak/average detector mode.
3. Average test would be performed if the peak result were greater than the average limit.
4. Data of measurement within this frequency range shown " --- " in the table above means the reading of emissions are attenuated more than 20dB below the permissible limits or the field strength is too small to be measured.
5. Measurements above show only up to 6 maximum emissions noted, or would be lesser, with " N/A " remark, if no specific emissions from the EUT are recorded (ie: margin>20dB from the applicable limit) and considered that's already beyond the background noise floor.
6. Margin (dB) = Remark result (dBuV/m) – Average limit (dBuV/m).

This report shall not be reproduced except in full, without the written approval of Compliance Certification Services.

Combine with Antenna 0 and Antenna 1 and Antenna 2

Test Mode: TX / IEEE 802.11n HT 20 MHz / 5180MHz /(CH Low) **Tested by:** Sam Zeng

Ambient temperature: 24°C **Relative humidity:** 52% RH **Date:** August 10, 2017

Frequency (MHz)	Reading (dBuV)	Correction Factor (dB/m)	Result (dBuV/m)	Limit (dBuV/m)	Margin (dB)	Antenna Pole (V/H)	Remark
7176.000	32.04	8.04	40.08	68.23	-28.15	V	peak
8400.000	31.72	9.43	41.15	68.23	-27.08	V	peak
9756.000	30.52	11.28	41.80	68.23	-26.43	V	peak
10716.000	30.84	14.20	45.04	68.23	-23.19	V	peak
11496.000	31.12	14.86	45.98	68.23	-22.25	V	peak
12516.000	30.24	16.35	46.59	68.23	-21.64	V	peak
6852.000	31.57	7.46	39.03	68.23	-29.20	H	Peak
7788.000	31.79	9.24	41.03	68.23	-27.20	H	Peak
9204.000	31.36	9.69	41.05	68.23	-27.18	H	Peak
10716.000	30.59	14.20	44.79	68.23	-23.44	H	peak
12408.000	29.76	15.99	45.75	68.23	-22.48	H	peak
13632.000	30.71	19.61	50.32	68.23	-17.91	H	peak

Remark:

1. Measuring frequencies from 1 GHz to the 10th harmonic of highest fundamental frequency.
2. Radiated emissions measured in frequency above 1000MHz were made with an instrument using peak/average detector mode.
3. Average test would be performed if the peak result were greater than the average limit.
4. Data of measurement within this frequency range shown " --- " in the table above means the reading of emissions are attenuated more than 20dB below the permissible limits or the field strength is too small to be measured.
5. Measurements above show only up to 6 maximum emissions noted, or would be lesser, with " N/A " remark, if no specific emissions from the EUT are recorded (ie: margin>20dB from the applicable limit) and considered that's already beyond the background noise floor.
6. Margin (dB) = Remark result (dBuV/m) – Average limit (dBuV/m).

This report shall not be reproduced except in full, without the written approval of Compliance Certification Services.

Test Mode: TX / IEEE 802.11n HT 20 MHz / 5200MHz /(CH Mid) **Tested by:** Sam Zeng

Ambient temperature: 24°C **Relative humidity:** 52% RH **Date:** August 10, 2017

Frequency (MHz)	Reading (dBuV)	Correction Factor (dB/m)	Result (dBuV/m)	Limit (dBuV/m)	Margin (dB)	Antenna Pole (V/H)	Remark
6816.000	31.74	7.40	39.14	68.23	-29.09	V	peak
8424.000	31.83	9.42	41.25	68.23	-26.98	V	peak
9588.000	30.98	10.79	41.77	68.23	-26.46	V	peak
10800.000	30.31	14.46	44.77	68.23	-23.46	V	peak
12156.000	30.92	15.16	46.08	68.23	-22.15	V	peak
13176.000	28.95	18.41	47.36	68.23	-20.87	V	peak
6696.000	31.79	7.21	39.00	68.23	-29.23	H	Peak
7740.000	31.65	9.14	40.79	68.23	-27.44	H	Peak
8304.000	31.40	9.48	40.88	68.23	-27.35	H	Peak
9696.000	30.34	11.10	41.44	68.23	-26.79	H	peak
10620.000	30.98	13.90	44.88	68.23	-23.35	H	peak
11172.000	31.34	15.00	46.34	68.23	-21.89	H	peak

Remark:

1. Measuring frequencies from 1 GHz to the 10th harmonic of highest fundamental frequency.
2. Radiated emissions measured in frequency above 1000MHz were made with an instrument using peak/average detector mode.
3. Average test would be performed if the peak result were greater than the average limit.
4. Data of measurement within this frequency range shown " --- " in the table above means the reading of emissions are attenuated more than 20dB below the permissible limits or the field strength is too small to be measured.
5. Measurements above show only up to 6 maximum emissions noted, or would be lesser, with " N/A " remark, if no specific emissions from the EUT are recorded (ie: margin>20dB from the applicable limit) and considered that's already beyond the background noise floor.
6. Margin (dB) = Remark result (dBuV/m) – Average limit (dBuV/m).

This report shall not be reproduced except in full, without the written approval of Compliance Certification Services.

Test Mode: TX / IEEE 802.11n HT 20 MHz / 5240MHz /(CH High) **Tested by:** Ad Gan

Ambient temperature: 24°C **Relative humidity:** 52% RH **Date:** August 10, 2017

Frequency (MHz)	Reading (dBuV)	Correction Factor (dB/m)	Result (dBuV/m)	Limit (dBuV/m)	Margin (dB)	Antenna Pole (V/H)	Remark
6456.000	31.92	6.82	38.74	68.23	-29.49	V	peak
7980.000	32.00	9.61	41.61	68.23	-26.62	V	peak
9024.000	31.43	9.17	40.60	68.23	-27.63	V	peak
10116.000	30.76	12.34	43.10	68.23	-25.13	V	peak
11400.000	31.58	14.90	46.48	68.23	-21.75	V	peak
12636.000	29.68	16.75	46.43	68.23	-21.80	V	peak
6696.000	31.55	7.21	38.76	68.23	-29.47	H	Peak
7644.000	31.94	8.96	40.90	68.23	-27.33	H	Peak
8652.000	31.43	9.29	40.72	68.23	-27.51	H	Peak
10476.000	33.06	13.46	46.52	68.23	-21.71	H	peak
11160.000	31.47	15.01	46.48	68.23	-21.75	H	peak
12144.000	30.65	15.12	45.77	68.23	-22.46	H	peak

Remark:

1. Measuring frequencies from 1 GHz to the 10th harmonic of highest fundamental frequency.
2. Radiated emissions measured in frequency above 1000MHz were made with an instrument using peak/average detector mode.
3. Average test would be performed if the peak result were greater than the average limit.
4. Data of measurement within this frequency range shown " --- " in the table above means the reading of emissions are attenuated more than 20dB below the permissible limits or the field strength is too small to be measured.
5. Measurements above show only up to 6 maximum emissions noted, or would be lesser, with " N/A " remark, if no specific emissions from the EUT are recorded (ie: margin>20dB from the applicable limit) and considered that's already beyond the background noise floor.
6. Margin (dB) = Remark result (dBuV/m) – Average limit (dBuV/m).

This report shall not be reproduced except in full, without the written approval of Compliance Certification Services.

Test Mode: TX / IEEE 802.11n HT 20 MHz / 5260MHz /(CH Low) **Tested by:** Ad Gan

Ambient temperature: 24°C **Relative humidity:** 52% RH **Date:** August 10, 2017

Frequency (MHz)	Reading (dBuV)	Correction Factor (dB/m)	Result (dBuV/m)	Limit (dBuV/m)	Margin (dB)	Antenna Pole (V/H)	Remark
7020.000	31.44	7.74	39.18	68.23	-29.05	V	peak
7620.000	31.63	8.91	40.54	68.23	-27.69	V	peak
9420.000	31.66	10.31	41.97	68.23	-26.26	V	peak
11100.000	30.67	15.04	45.71	68.23	-22.52	V	peak
11844.000	30.66	14.71	45.37	68.23	-22.86	V	peak
13260.000	29.11	18.63	47.74	68.23	-20.49	V	peak
6840.000	31.70	7.44	39.14	68.23	-29.09	H	Peak
8304.000	31.84	9.48	41.32	68.23	-26.91	H	Peak
9660.000	30.50	11.00	41.50	68.23	-26.73	H	Peak
10524.000	32.85	13.60	46.45	68.23	-21.78	H	peak
11184.000	31.06	15.00	46.06	68.23	-22.17	H	peak
12780.000	29.34	17.22	46.56	68.23	-21.67	H	peak

Remark:

1. Measuring frequencies from 1 GHz to the 10th harmonic of highest fundamental frequency.
2. Radiated emissions measured in frequency above 1000MHz were made with an instrument using peak/average detector mode.
3. Average test would be performed if the peak result were greater than the average limit.
4. Data of measurement within this frequency range shown " --- " in the table above means the reading of emissions are attenuated more than 20dB below the permissible limits or the field strength is too small to be measured.
5. Measurements above show only up to 6 maximum emissions noted, or would be lesser, with " N/A " remark, if no specific emissions from the EUT are recorded (ie: margin>20dB from the applicable limit) and considered that's already beyond the background noise floor.
6. Margin (dB) = Remark result (dBuV/m) – Average limit (dBuV/m).

This report shall not be reproduced except in full, without the written approval of Compliance Certification Services.

Test Mode: TX / IEEE 802.11n HT 20 MHz / 5300MHz /(CH Mid) **Tested by:** Sam Zeng

Ambient temperature: 24°C **Relative humidity:** 52% RH **Date:** August 10, 2017

Frequency (MHz)	Reading (dBuV)	Correction Factor (dB/m)	Result (dBuV/m)	Limit (dBuV/m)	Margin (dB)	Antenna Pole (V/H)	Remark
6648.000	31.73	7.13	38.86	68.23	-29.37	V	peak
7308.000	31.84	8.30	40.14	68.23	-28.09	V	peak
8016.000	31.56	9.64	41.20	68.23	-27.03	V	peak
9432.000	31.23	10.34	41.57	68.23	-26.66	V	peak
11064.000	30.34	15.05	45.39	68.23	-22.84	V	peak
12300.000	30.22	15.63	45.85	68.23	-22.38	V	peak
7308.000	31.50	8.30	39.80	68.23	-28.43	H	Peak
8064.000	31.88	9.61	41.49	68.23	-26.74	H	Peak
9612.000	30.48	10.86	41.34	68.23	-26.89	H	Peak
10596.000	34.47	13.83	48.30	68.23	-19.93	H	peak
11484.000	31.07	14.87	45.94	68.23	-22.29	H	peak
12432.000	29.90	16.07	45.97	68.23	-22.26	H	peak

Remark:

1. Measuring frequencies from 1 GHz to the 10th harmonic of highest fundamental frequency.
2. Radiated emissions measured in frequency above 1000MHz were made with an instrument using peak/average detector mode.
3. Average test would be performed if the peak result were greater than the average limit.
4. Data of measurement within this frequency range shown " --- " in the table above means the reading of emissions are attenuated more than 20dB below the permissible limits or the field strength is too small to be measured.
5. Measurements above show only up to 6 maximum emissions noted, or would be lesser, with " N/A " remark, if no specific emissions from the EUT are recorded (ie: margin>20dB from the applicable limit) and considered that's already beyond the background noise floor.
6. Margin (dB) = Remark result (dBuV/m) – Average limit (dBuV/m).

This report shall not be reproduced except in full, without the written approval of Compliance Certification Services.

Test Mode: TX / IEEE 802.11n HT 20 MHz / 5320MHz /(CH High) **Tested by:** Sam Zeng

Ambient temperature: 24°C **Relative humidity:** 52% RH **Date:** August 10, 2017

Frequency (MHz)	Reading (dBuV)	Correction Factor (dB/m)	Result (dBuV/m)	Limit (dBuV/m)	Margin (dB)	Antenna Pole (V/H)	Remark
6504.000	31.83	6.90	38.73	68.23	-29.50	V	peak
7836.000	31.81	9.33	41.14	68.23	-27.09	V	peak
9024.000	31.50	9.17	40.67	68.23	-27.56	V	peak
10512.000	30.31	13.57	43.88	68.23	-24.35	V	peak
11136.000	31.59	15.02	46.61	68.23	-21.62	V	peak
12408.000	29.77	15.99	45.76	68.23	-22.47	V	peak
6696.000	31.92	7.21	39.13	68.23	-29.10	H	Peak
7740.000	31.42	9.14	40.56	68.23	-27.67	H	Peak
8592.000	32.01	9.32	41.33	68.23	-26.90	H	Peak
9816.000	31.39	11.45	42.84	68.23	-25.39	H	peak
10644.000	33.40	13.98	47.38	68.23	-20.85	H	peak
12264.000	29.99	15.51	45.50	68.23	-22.73	H	peak

Remark:

1. Measuring frequencies from 1 GHz to the 10th harmonic of highest fundamental frequency.
2. Radiated emissions measured in frequency above 1000MHz were made with an instrument using peak/average detector mode.
3. Average test would be performed if the peak result were greater than the average limit.
4. Data of measurement within this frequency range shown " --- " in the table above means the reading of emissions are attenuated more than 20dB below the permissible limits or the field strength is too small to be measured.
5. Measurements above show only up to 6 maximum emissions noted, or would be lesser, with " N/A " remark, if no specific emissions from the EUT are recorded (ie: margin>20dB from the applicable limit) and considered that's already beyond the background noise floor.
6. Margin (dB) = Remark result (dBuV/m) – Average limit (dBuV/m).

This report shall not be reproduced except in full, without the written approval of Compliance Certification Services.

Test Mode: TX / IEEE 802.11n HT 20 MHz / 5500MHz /(CH Low) **Tested by:** Sam Zeng
Ambient temperature: 24°C **Relative humidity:** 52% RH **Date:** August 10, 2017

Frequency (MHz)	Reading (dBuV)	Correction Factor (dB/m)	Result (dBuV/m)	Limit (dBuV/m)	Margin (dB)	Antenna Pole (V/H)	Remark
6780.000	32.25	7.34	39.59	68.23	-28.64	V	peak
7644.000	31.48	8.96	40.44	68.23	-27.79	V	peak
8484.000	32.10	9.38	41.48	68.23	-26.75	V	peak
10008.000	31.31	12.00	43.31	68.23	-24.92	V	peak
11160.000	31.74	15.01	46.75	68.23	-21.48	V	peak
12516.000	29.89	16.35	46.24	68.23	-21.99	V	peak
7260.000	31.48	8.21	39.69	68.23	-28.54	H	Peak
8388.000	31.62	9.44	41.06	68.23	-27.17	H	Peak
9564.000	31.07	10.72	41.79	68.23	-26.44	H	Peak
10452.000	30.27	13.38	43.65	68.23	-24.58	H	peak
11004.000	33.91	15.08	48.99	68.23	-19.24	H	peak
12300.000	30.14	15.63	45.77	68.23	-22.46	H	peak

Remark:

1. Measuring frequencies from 1 GHz to the 10th harmonic of highest fundamental frequency.
2. Radiated emissions measured in frequency above 1000MHz were made with an instrument using peak/average detector mode.
3. Average test would be performed if the peak result were greater than the average limit.
4. Data of measurement within this frequency range shown " --- " in the table above means the reading of emissions are attenuated more than 20dB below the permissible limits or the field strength is too small to be measured.
5. Measurements above show only up to 6 maximum emissions noted, or would be lesser, with " N/A " remark, if no specific emissions from the EUT are recorded (ie: margin>20dB from the applicable limit) and considered that's already beyond the background noise floor.
6. Margin (dB) = Remark result (dBuV/m) – Average limit (dBuV/m).

This report shall not be reproduced except in full, without the written approval of Compliance Certification Services.

Test Mode: TX / IEEE 802.11n HT 20 MHz / 5580MHz /(CH Mid) **Tested by:** Sam Zeng

Ambient temperature: 24°C **Relative humidity:** 52% RH **Date:** August 10, 2017

Frequency (MHz)	Reading (dBuV)	Correction Factor (dB/m)	Result (dBuV/m)	Limit (dBuV/m)	Margin (dB)	Antenna Pole (V/H)	Remark
6528.000	31.48	6.94	38.42	68.23	-29.81	V	peak
7500.000	31.54	8.68	40.22	68.23	-28.01	V	peak
8400.000	31.33	9.43	40.76	68.23	-27.47	V	peak
10368.000	30.40	13.12	43.52	68.23	-24.71	V	peak
11184.000	31.47	15.00	46.47	68.23	-21.76	V	peak
12432.000	29.87	16.07	45.94	68.23	-22.29	V	peak
7176.000	31.76	8.04	39.80	68.23	-28.43	H	Peak
8652.000	31.78	9.29	41.07	68.23	-27.16	H	Peak
9564.000	31.09	10.72	41.81	68.23	-26.42	H	Peak
11160.000	36.22	15.01	51.23	68.23	-17.00	H	peak
12192.000	30.23	15.28	45.51	68.23	-22.72	H	peak
12984.000	28.90	17.90	46.80	68.23	-21.43	H	peak

Remark:

1. Measuring frequencies from 1 GHz to the 10th harmonic of highest fundamental frequency.
2. Radiated emissions measured in frequency above 1000MHz were made with an instrument using peak/average detector mode.
3. Average test would be performed if the peak result were greater than the average limit.
4. Data of measurement within this frequency range shown " --- " in the table above means the reading of emissions are attenuated more than 20dB below the permissible limits or the field strength is too small to be measured.
5. Measurements above show only up to 6 maximum emissions noted, or would be lesser, with " N/A " remark, if no specific emissions from the EUT are recorded (ie: margin>20dB from the applicable limit) and considered that's already beyond the background noise floor.
6. Margin (dB) = Remark result (dBuV/m) – Average limit (dBuV/m).

This report shall not be reproduced except in full, without the written approval of Compliance Certification Services.

Test Mode: TX / IEEE 802.11n HT 20 MHz / 5700MHz /(CH High) **Tested by:** Sam Zeng

Ambient temperature: 24°C **Relative humidity:** 52% RH **Date:** August 10, 2017

Frequency (MHz)	Reading (dBuV)	Correction Factor (dB/m)	Result (dBuV/m)	Limit (dBuV/m)	Margin (dB)	Antenna Pole (V/H)	Remark
6480.000	32.48	6.86	39.34	68.23	-28.89	V	peak
7680.000	31.73	9.03	40.76	68.23	-27.47	V	peak
8112.000	32.13	9.59	41.72	68.23	-26.51	V	peak
9816.000	30.96	11.45	42.41	68.23	-25.82	V	peak
11196.000	32.19	14.99	47.18	68.23	-21.05	V	peak
11916.000	30.74	14.68	45.42	68.23	-22.81	V	peak
6168.000	32.63	6.35	38.98	68.23	-29.25	H	Peak
7608.000	31.58	8.89	40.47	68.23	-27.76	H	Peak
8124.000	31.51	9.58	41.09	68.23	-27.14	H	Peak
9348.000	31.66	10.10	41.76	68.23	-26.47	H	peak
10704.000	30.72	14.16	44.88	68.23	-23.35	H	peak
11400.000	36.01	14.90	50.91	68.23	-17.32	H	peak

Remark:

1. Measuring frequencies from 1 GHz to the 10th harmonic of highest fundamental frequency.
2. Radiated emissions measured in frequency above 1000MHz were made with an instrument using peak/average detector mode.
3. Average test would be performed if the peak result were greater than the average limit.
4. Data of measurement within this frequency range shown " --- " in the table above means the reading of emissions are attenuated more than 20dB below the permissible limits or the field strength is too small to be measured.
5. Measurements above show only up to 6 maximum emissions noted, or would be lesser, with " N/A " remark, if no specific emissions from the EUT are recorded (ie: margin>20dB from the applicable limit) and considered that's already beyond the background noise floor.
6. Margin (dB) = Remark result (dBuV/m) – Average limit (dBuV/m).

This report shall not be reproduced except in full, without the written approval of Compliance Certification Services.

Test Mode: TX / IEEE 802.11n HT 20 MHz / 5745MHz /(CH Low) **Tested by:** Sam Zeng
Ambient temperature: 24°C **Relative humidity:** 52% RH **Date:** August 10, 2017

Frequency (MHz)	Reading (dBuV)	Correction Factor (dB/m)	Result (dBuV/m)	Limit (dBuV/m)	Margin (dB)	Antenna Pole (V/H)	Remark
6216.000	34.58	6.43	41.01	68.23	-27.22	V	peak
7488.000	31.63	8.65	40.28	68.23	-27.95	V	peak
9024.000	31.68	9.17	40.85	68.23	-27.38	V	peak
10296.000	31.38	12.90	44.28	68.23	-23.95	V	peak
11484.000	31.78	14.87	46.65	68.23	-21.58	V	peak
12600.000	30.01	16.63	46.64	68.23	-21.59	V	peak
6480.000	31.75	6.86	38.61	68.23	-29.62	H	Peak
7956.000	31.66	9.56	41.22	68.23	-27.01	H	Peak
9012.000	31.35	9.13	40.48	68.23	-27.75	H	Peak
9756.000	30.18	11.28	41.46	68.23	-26.77	H	peak
10776.000	30.54	14.39	44.93	68.23	-23.30	H	peak
11484.000	36.21	14.87	51.08	68.23	-17.15	H	peak

Remark:

1. Measuring frequencies from 1 GHz to the 10th harmonic of highest fundamental frequency.
2. Radiated emissions measured in frequency above 1000MHz were made with an instrument using peak/average detector mode.
3. Average test would be performed if the peak result were greater than the average limit.
4. Data of measurement within this frequency range shown " --- " in the table above means the reading of emissions are attenuated more than 20dB below the permissible limits or the field strength is too small to be measured.
5. Measurements above show only up to 6 maximum emissions noted, or would be lesser, with " N/A " remark, if no specific emissions from the EUT are recorded (ie: margin>20dB from the applicable limit) and considered that's already beyond the background noise floor.
6. Margin (dB) = Remark result (dBuV/m) – Average limit (dBuV/m).

This report shall not be reproduced except in full, without the written approval of Compliance Certification Services.

Test Mode: TX / IEEE 802.11n HT 20 MHz / 5785MHz /(CH Mid) **Tested by:** Sam Zeng

Ambient temperature: 24°C **Relative humidity:** 52% RH **Date:** August 10, 2017

Frequency (MHz)	Reading (dBuV)	Correction Factor (dB/m)	Result (dBuV/m)	Limit (dBuV/m)	Margin (dB)	Antenna Pole (V/H)	Remark
6264.000	35.37	6.51	41.88	68.23	-26.35	V	peak
6828.000	31.59	7.42	39.01	68.23	-29.22	V	peak
8052.000	32.10	9.62	41.72	68.23	-26.51	V	peak
9336.000	30.77	10.07	40.84	68.23	-27.39	V	peak
10584.000	30.55	13.79	44.34	68.23	-23.89	V	peak
11136.000	31.50	15.02	46.52	68.23	-21.71	V	peak
7272.000	31.41	8.23	39.64	68.23	-28.59	H	Peak
8076.000	31.87	9.61	41.48	68.23	-26.75	H	Peak
9444.000	31.18	10.38	41.56	68.23	-26.67	H	Peak
10008.000	31.35	12.00	43.35	68.23	-24.88	H	peak
11148.000	31.17	15.01	46.18	68.23	-22.05	H	peak
11568.000	36.12	14.83	50.95	68.23	-17.28	H	peak

Remark:

1. Measuring frequencies from 1 GHz to the 10th harmonic of highest fundamental frequency.
2. Radiated emissions measured in frequency above 1000MHz were made with an instrument using peak/average detector mode.
3. Average test would be performed if the peak result were greater than the average limit.
4. Data of measurement within this frequency range shown " --- " in the table above means the reading of emissions are attenuated more than 20dB below the permissible limits or the field strength is too small to be measured.
5. Measurements above show only up to 6 maximum emissions noted, or would be lesser, with " N/A " remark, if no specific emissions from the EUT are recorded (ie: margin>20dB from the applicable limit) and considered that's already beyond the background noise floor.
6. Margin (dB) = Remark result (dBuV/m) – Average limit (dBuV/m).

This report shall not be reproduced except in full, without the written approval of Compliance Certification Services.

Test Mode: TX / IEEE 802.11n HT 20 MHz / 5825MHz /(CH High) **Tested by:** Sam Zeng

Ambient temperature: 24°C **Relative humidity:** 52% RH **Date:** August 10, 2017

Frequency (MHz)	Reading (dBuV)	Correction Factor (dB/m)	Result (dBuV/m)	Limit (dBuV/m)	Margin (dB)	Antenna Pole (V/H)	Remark
6312.000	34.44	6.59	41.03	68.23	-27.20	V	peak
8028.000	31.80	9.63	41.43	68.23	-26.80	V	peak
9372.000	30.98	10.17	41.15	68.23	-27.08	V	peak
10992.000	30.29	15.06	45.35	68.23	-22.88	V	peak
12072.000	30.77	14.88	45.65	68.23	-22.58	V	peak
13608.000	30.54	19.55	50.09	68.23	-18.14	V	peak
7116.000	31.43	7.93	39.36	68.23	-28.87	H	Peak
7980.000	32.16	9.61	41.77	68.23	-26.46	H	Peak
9336.000	31.47	10.07	41.54	68.23	-26.69	H	Peak
10848.000	30.26	14.61	44.87	68.23	-23.36	H	peak
11652.000	35.21	14.79	50.00	68.23	-18.23	H	peak
13200.000	29.69	18.48	48.17	68.23	-20.06	H	peak

Remark:

1. Measuring frequencies from 1 GHz to the 10th harmonic of highest fundamental frequency.
2. Radiated emissions measured in frequency above 1000MHz were made with an instrument using peak/average detector mode.
3. Average test would be performed if the peak result were greater than the average limit.
4. Data of measurement within this frequency range shown " --- " in the table above means the reading of emissions are attenuated more than 20dB below the permissible limits or the field strength is too small to be measured.
5. Measurements above show only up to 6 maximum emissions noted, or would be lesser, with " N/A " remark, if no specific emissions from the EUT are recorded (ie: margin>20dB from the applicable limit) and considered that's already beyond the background noise floor.
6. Margin (dB) = Remark result (dBuV/m) – Average limit (dBuV/m).

This report shall not be reproduced except in full, without the written approval of Compliance Certification Services.

Combine with Antenna 0 and Antenna 1 and Antenna 2

Test Mode: TX / IEEE 802.11n HT 40 MHz / 5190MHz /(CH Low) **Tested by:** Sam Zeng

Ambient temperature: 24°C **Relative humidity:** 52% RH **Date:** August 10, 2017

Frequency (MHz)	Reading (dBuV)	Correction Factor (dB/m)	Result (dBuV/m)	Limit (dBuV/m)	Margin (dB)	Antenna Pole (V/H)	Remark
6828.000	32.08	7.42	39.50	68.23	-28.73	V	peak
7944.000	31.43	9.54	40.97	68.23	-27.26	V	peak
9108.000	31.46	9.41	40.87	68.23	-27.36	V	peak
10368.000	30.56	13.12	43.68	68.23	-24.55	V	peak
11508.000	30.94	14.86	45.80	68.23	-22.43	V	peak
13080.000	29.28	18.16	47.44	68.23	-20.79	V	peak
7056.000	31.58	7.81	39.39	68.23	-28.84	H	Peak
7980.000	31.84	9.61	41.45	68.23	-26.78	H	Peak
9900.000	31.00	11.69	42.69	68.23	-25.54	H	Peak
11160.000	31.03	15.01	46.04	68.23	-22.19	H	peak
12384.000	30.49	15.91	46.40	68.23	-21.83	H	peak
13692.000	31.40	19.77	51.17	68.23	-17.06	H	peak

Remark:

1. Measuring frequencies from 1 GHz to the 10th harmonic of highest fundamental frequency.
2. Radiated emissions measured in frequency above 1000MHz were made with an instrument using peak/average detector mode.
3. Average test would be performed if the peak result were greater than the average limit.
4. Data of measurement within this frequency range shown " --- " in the table above means the reading of emissions are attenuated more than 20dB below the permissible limits or the field strength is too small to be measured.
5. Measurements above show only up to 6 maximum emissions noted, or would be lesser, with " N/A " remark, if no specific emissions from the EUT are recorded (ie: margin>20dB from the applicable limit) and considered that's already beyond the background noise floor.
6. Margin (dB) = Remark result (dBuV/m) – Average limit (dBuV/m).

This report shall not be reproduced except in full, without the written approval of Compliance Certification Services.

Test Mode: TX / IEEE 802.11n HT 40 MHz / 5230MHz /(CH High) **Tested by:** Sam Zeng

Ambient temperature: 24°C **Relative humidity:** 52% RH **Date:** August 10, 2017

Frequency (MHz)	Reading (dBuV)	Correction Factor (dB/m)	Result (dBuV/m)	Limit (dBuV/m)	Margin (dB)	Antenna Pole (V/H)	Remark
6876.000	31.86	7.50	39.36	68.23	-28.87	V	peak
8412.000	31.89	9.42	41.31	68.23	-26.92	V	peak
9360.000	31.34	10.14	41.48	68.23	-26.75	V	peak
10620.000	30.26	13.90	44.16	68.23	-24.07	V	peak
11232.000	31.39	14.98	46.37	68.23	-21.86	V	peak
12408.000	30.42	15.99	46.41	68.23	-21.82	V	peak
6360.000	32.24	6.66	38.90	68.23	-29.33	H	Peak
7188.000	32.16	8.07	40.23	68.23	-28.00	H	Peak
8052.000	31.99	9.62	41.61	68.23	-26.62	H	Peak
10008.000	31.43	12.00	43.43	68.23	-24.80	H	peak
11184.000	31.86	15.00	46.86	68.23	-21.37	H	peak
12540.000	30.27	16.43	46.70	68.23	-21.53	H	peak

Remark:

1. Measuring frequencies from 1 GHz to the 10th harmonic of highest fundamental frequency.
2. Radiated emissions measured in frequency above 1000MHz were made with an instrument using peak/average detector mode.
3. Average test would be performed if the peak result were greater than the average limit.
4. Data of measurement within this frequency range shown " --- " in the table above means the reading of emissions are attenuated more than 20dB below the permissible limits or the field strength is too small to be measured.
5. Measurements above show only up to 6 maximum emissions noted, or would be lesser, with " N/A " remark, if no specific emissions from the EUT are recorded (ie: margin>20dB from the applicable limit) and considered that's already beyond the background noise floor.
6. Margin (dB) = Remark result (dBuV/m) – Average limit (dBuV/m).

This report shall not be reproduced except in full, without the written approval of Compliance Certification Services.

Test Mode: TX / IEEE 802.11n HT 40 MHz / 5270MHz /(CH Low) **Tested by:** Sam Zeng
Ambient temperature: 24°C **Relative humidity:** 52% RH **Date:** August 10, 2017

Frequency (MHz)	Reading (dBuV)	Correction Factor (dB/m)	Result (dBuV/m)	Limit (dBuV/m)	Margin (dB)	Antenna Pole (V/H)	Remark
6828.000	32.72	7.42	40.14	68.23	-28.09	V	peak
8004.000	31.50	9.65	41.15	68.23	-27.08	V	peak
8556.000	31.60	9.34	40.94	68.23	-27.29	V	peak
10572.000	30.27	13.75	44.02	68.23	-24.21	V	peak
11184.000	31.82	15.00	46.82	68.23	-21.41	V	peak
12468.000	30.07	16.19	46.26	68.23	-21.97	V	peak
6828.000	31.63	7.42	39.05	68.23	-29.18	H	Peak
7908.000	31.32	9.47	40.79	68.23	-27.44	H	Peak
8184.000	31.74	9.55	41.29	68.23	-26.94	H	Peak
9444.000	31.32	10.38	41.70	68.23	-26.53	H	peak
10536.000	31.44	13.64	45.08	68.23	-23.15	H	peak
11364.000	31.06	14.92	45.98	68.23	-22.25	H	peak

Remark:

1. Measuring frequencies from 1 GHz to the 10th harmonic of highest fundamental frequency.
2. Radiated emissions measured in frequency above 1000MHz were made with an instrument using peak/average detector mode.
3. Average test would be performed if the peak result were greater than the average limit.
4. Data of measurement within this frequency range shown " --- " in the table above means the reading of emissions are attenuated more than 20dB below the permissible limits or the field strength is too small to be measured.
5. Measurements above show only up to 6 maximum emissions noted, or would be lesser, with " N/A " remark, if no specific emissions from the EUT are recorded (ie: margin>20dB from the applicable limit) and considered that's already beyond the background noise floor.
6. Margin (dB) = Remark result (dBuV/m) – Average limit (dBuV/m).

This report shall not be reproduced except in full, without the written approval of Compliance Certification Services.

Test Mode: TX / IEEE 802.11n HT 40 MHz / 5755MHz /(CH Low) **Tested by:** Sam Zeng
Ambient temperature: 24°C **Relative humidity:** 52% RH **Date:** August 10, 2017

Frequency (MHz)	Reading (dBuV)	Correction Factor (dB/m)	Result (dBuV/m)	Limit (dBuV/m)	Margin (dB)	Antenna Pole (V/H)	Remark
6948.000	32.15	7.62	39.77	68.23	-28.46	V	peak
8028.000	32.14	9.63	41.77	68.23	-26.46	V	peak
9948.000	30.92	11.83	42.75	68.23	-25.48	V	peak
10932.000	30.00	14.87	44.87	68.23	-23.36	V	peak
12396.000	29.93	15.95	45.88	68.23	-22.35	V	peak
13296.000	29.18	18.73	47.91	68.23	-20.32	V	peak
6864.000	32.06	7.48	39.54	68.23	-28.69	H	Peak
7572.000	31.96	8.82	40.78	68.23	-27.45	H	Peak
8364.000	32.72	9.45	42.17	68.23	-26.06	H	Peak
10080.000	31.34	12.23	43.57	68.23	-24.66	H	peak
11520.000	34.96	14.85	49.81	68.23	-18.42	H	peak
12636.000	30.77	16.75	47.52	68.23	-20.71	H	peak

Remark:

1. Measuring frequencies from 1 GHz to the 10th harmonic of highest fundamental frequency.
2. Radiated emissions measured in frequency above 1000MHz were made with an instrument using peak/average detector mode.
3. Average test would be performed if the peak result were greater than the average limit.
4. Data of measurement within this frequency range shown " --- " in the table above means the reading of emissions are attenuated more than 20dB below the permissible limits or the field strength is too small to be measured.
5. Measurements above show only up to 6 maximum emissions noted, or would be lesser, with " N/A " remark, if no specific emissions from the EUT are recorded (ie: margin>20dB from the applicable limit) and considered that's already beyond the background noise floor.
6. Margin (dB) = Remark result (dBuV/m) – Average limit (dBuV/m).

This report shall not be reproduced except in full, without the written approval of Compliance Certification Services.

Test Mode: TX / IEEE 802.11n HT 40 MHz / 5795MHz /(CH High) **Tested by:** Sam Zeng

Ambient temperature: 24°C **Relative humidity:** 52% RH **Date:** August 10, 2017

Frequency (MHz)	Reading (dBuV)	Correction Factor (dB/m)	Result (dBuV/m)	Limit (dBuV/m)	Margin (dB)	Antenna Pole (V/H)	Remark
7176.000	32.13	8.04	40.17	68.23	-28.06	V	peak
8148.000	32.24	9.57	41.81	68.23	-26.42	V	peak
9276.000	31.22	9.89	41.11	68.23	-27.12	V	peak
9936.000	31.27	11.80	43.07	68.23	-25.16	V	peak
11316.000	31.08	14.94	46.02	68.23	-22.21	V	peak
12804.000	29.49	17.30	46.79	68.23	-21.44	V	peak
6528.000	32.61	6.94	39.55	68.23	-28.68	H	Peak
7656.000	32.39	8.98	41.37	68.23	-26.86	H	Peak
8616.000	31.63	9.31	40.94	68.23	-27.29	H	Peak
10056.000	31.18	12.15	43.33	68.23	-24.90	H	peak
11592.000	36.04	14.82	50.86	68.23	-17.37	H	peak
12672.000	29.93	16.86	46.79	68.23	-21.44	H	peak

Remark:

1. Measuring frequencies from 1 GHz to the 10th harmonic of highest fundamental frequency.
2. Radiated emissions measured in frequency above 1000MHz were made with an instrument using peak/average detector mode.
3. Average test would be performed if the peak result were greater than the average limit.
4. Data of measurement within this frequency range shown " --- " in the table above means the reading of emissions are attenuated more than 20dB below the permissible limits or the field strength is too small to be measured.
5. Measurements above show only up to 6 maximum emissions noted, or would be lesser, with " N/A " remark, if no specific emissions from the EUT are recorded (ie: margin>20dB from the applicable limit) and considered that's already beyond the background noise floor.
6. Margin (dB) = Remark result (dBuV/m) – Average limit (dBuV/m).

This report shall not be reproduced except in full, without the written approval of Compliance Certification Services.

Combine with Antenna 0 and Antenna 1 and Antenna 2

Test Mode: TX / IEEE 802. 11ac 80 / 5210MHz /(CH Low) **Tested by:** Sam Zeng

Ambient temperature: 24°C **Relative humidity:** 52% RH **Date:** August 10, 2017

Frequency (MHz)	Reading (dBuV)	Correction Factor (dB/m)	Result (dBuV/m)	Limit (dBuV/m)	Margin (dB)	Antenna Pole (V/H)	Remark
6828.000	32.25	7.42	39.67	68.23	-28.56	V	peak
8136.000	32.19	9.58	41.77	68.23	-26.46	V	peak
9924.000	31.25	11.76	43.01	68.23	-25.22	V	peak
11136.000	31.64	15.02	46.66	68.23	-21.57	V	peak
12444.000	30.11	16.11	46.22	68.23	-22.01	V	peak
13596.000	30.50	19.52	50.02	68.23	-18.21	V	peak
6816.000	32.23	7.40	39.63	68.23	-28.60	H	Peak
7320.000	31.99	8.32	40.31	68.23	-27.92	H	Peak
8184.000	32.05	9.55	41.60	68.23	-26.63	H	Peak
9444.000	31.14	10.38	41.52	68.23	-26.71	H	peak
11136.000	31.67	15.02	46.69	68.23	-21.54	H	peak
12588.000	29.74	16.59	46.33	68.23	-21.90	H	peak

Remark:

1. Measuring frequencies from 1 GHz to the 10th harmonic of highest fundamental frequency.
2. Radiated emissions measured in frequency above 1000MHz were made with an instrument using peak/average detector mode.
3. Average test would be performed if the peak result were greater than the average limit.
4. Data of measurement within this frequency range shown " --- " in the table above means the reading of emissions are attenuated more than 20dB below the permissible limits or the field strength is too small to be measured.
5. Measurements above show only up to 6 maximum emissions noted, or would be lesser, with " N/A " remark, if no specific emissions from the EUT are recorded (ie: margin>20dB from the applicable limit) and considered that's already beyond the background noise floor.
6. Margin (dB) = Remark result (dBuV/m) – Average limit (dBuV/m).

This report shall not be reproduced except in full, without the written approval of Compliance Certification Services.

Test Mode: TX / IEEE 802.11ac 80 / 5775MHz **Tested by:** Sam Zeng

Ambient temperature: 24°C **Relative humidity:** 52% RH **Date:** August 10, 2017

Frequency (MHz)	Reading (dBuV)	Correction Factor (dB/m)	Result (dBuV/m)	Limit (dBuV/m)	Margin (dB)	Antenna Pole (V/H)	Remark
6816.000	31.96	7.40	39.36	68.23	-28.87	V	peak
7932.000	31.79	9.52	41.31	68.23	-26.92	V	peak
8964.000	31.96	9.12	41.08	68.23	-27.15	V	peak
11088.000	30.37	15.04	45.41	68.23	-22.82	V	peak
11484.000	31.22	14.87	46.09	68.23	-22.14	V	peak
13068.000	29.59	18.13	47.72	68.23	-20.51	V	peak
6876.000	32.05	7.50	39.55	68.23	-28.68	H	Peak
7644.000	31.95	8.96	40.91	68.23	-27.32	H	Peak
9036.000	31.78	9.20	40.98	68.23	-27.25	H	Peak
10668.000	31.02	14.05	45.07	68.23	-23.16	H	peak
11568.000	33.91	14.83	48.74	68.23	-19.49	H	peak
12456.000	30.71	16.15	46.86	68.23	-21.37	H	peak

Remark:

1. Measuring frequencies from 1 GHz to the 10th harmonic of highest fundamental frequency.
2. Radiated emissions measured in frequency above 1000MHz were made with an instrument using peak/average detector mode.
3. Average test would be performed if the peak result were greater than the average limit.
4. Data of measurement within this frequency range shown " --- " in the table above means the reading of emissions are attenuated more than 20dB below the permissible limits or the field strength is too small to be measured.
5. Measurements above show only up to 6 maximum emissions noted, or would be lesser, with " N/A " remark, if no specific emissions from the EUT are recorded (ie: margin>20dB from the applicable limit) and considered that's already beyond the background noise floor.
6. Margin (dB) = Remark result (dBuV/m) – Average limit (dBuV/m).

This report shall not be reproduced except in full, without the written approval of Compliance Certification Services.

6.8 CONDUCTED UNDESIRABLE EMISSION

6.8.1 LIMIT

According to 15.407(b),

(1) For transmitters operating in the 5.15-5.25 GHz band: all emissions outside of the 5.15-5.35 GHz band shall not exceed an EIRP of -27 dBm/MHz.

(2) All emissions shall be limited to a level of −27 dBm/MHz at 75 MHz or more above or below the band edge increasing linearly to 10 dBm/MHz at 25 MHz above or below the band edge, and from 25 MHz above or below the band edge increasing linearly to a level of 15.6 dBm/MHz at 5 MHz above or below the band edge, and from 5 MHz above or below the band edge increasing linearly to a level of 27 dBm/MHz at the band edge.

(3) The provisions of §15.205 apply to intentional radiators operating under this section.

6.8.2 MEASUREMENT EQUIPMENT USED

Name of Equipment	Manufacturer	Model	Serial Number	Last Calibration	Due Calibration
Spectrum Analyzer	Agilent	N9010A	MY52221469	02/21/2017	02/20/2018

Remark: *Each piece of equipment is scheduled for calibration once a year.*

6.8.3 TEST CONFIGURATION

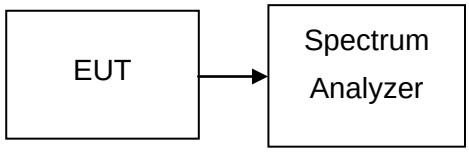

6.8.4 TEST PROCEDURE

Conducted RF measurements of the transmitter output were made to confirm that the EUT antenna port conducted emissions meet the specified limit and to identify any spurious signals that require further investigation or measurements on the radiated emissions site.

The transmitter output is connected to the spectrum analyzer. The resolution bandwidth is set to 1MHz. The video bandwidth is set to 3MHz. Peak detection measurements are compared to the average EIRP limit, adjusted for the maximum antenna gain. If necessary, additional average detection measurements are made.

Measurements are made over the 30 MHz to 40 GHz range with the transmitter set to the lowest, middle, and highest channels.

This report shall not be reproduced except in full, without the written approval of Compliance Certification Services.

6.8.5 TEST RESULTS

No non-compliance noted

Test Plot

Antenna 0

IEEE 802.11a mode / 5745 ~ 5825MHz

CH Low

Detector mode: Peak **Polarity: Vertical**

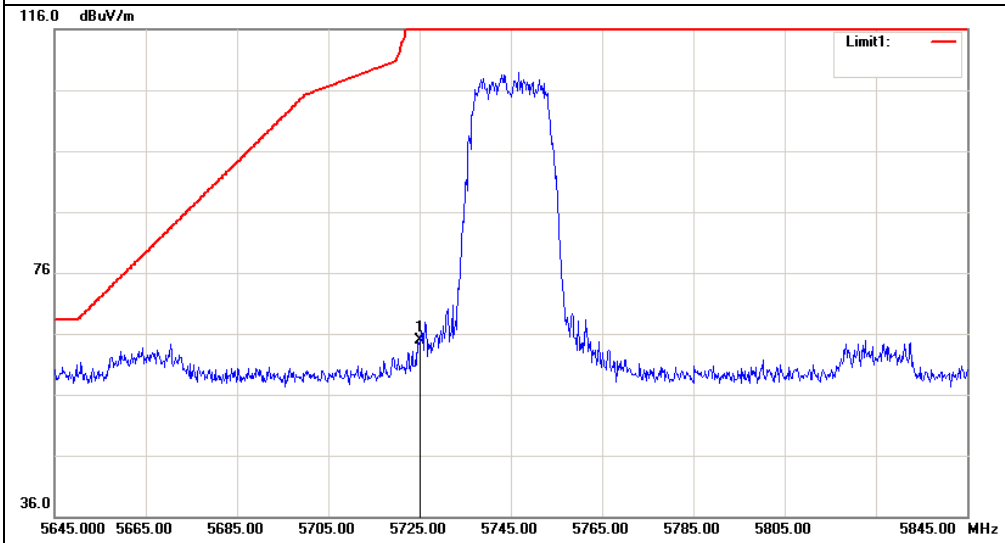

Detector mode: Peak **Polarity: Horizontal**

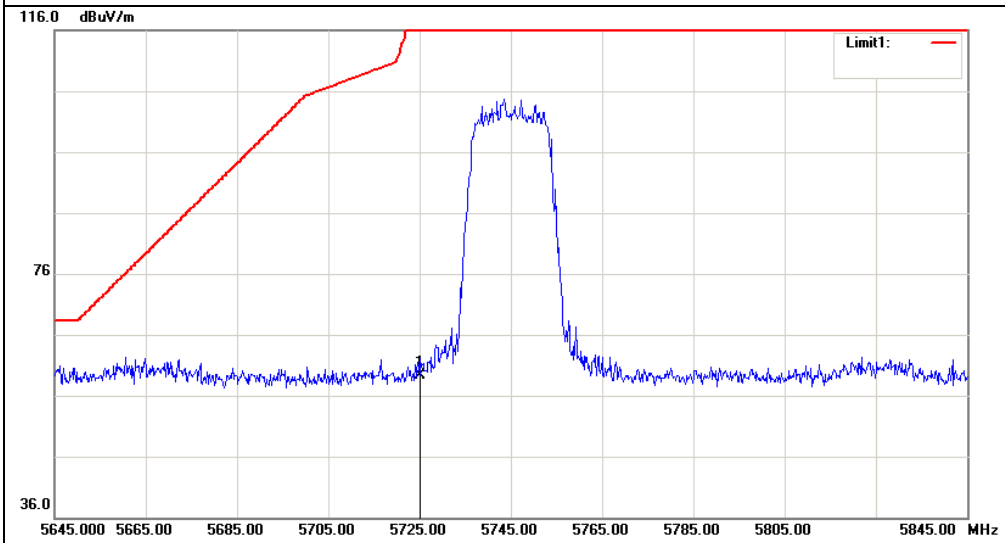

No.	Frequency (MHz)	Reading (dB)	Factor (dB/m)	Result (dB/m)	Limit (dB/m)	Margin (dB)	Remark	Antenna Polar
1	5725.000	58.91	5.96	64.87	122.20	-57.33	Peak	Vertical
2	5725.000	53.41	5.96	59.37	122.20	-62.83	Peak	Horizontal

This report shall not be reproduced except in full, without the written approval of Compliance Certification Services.

IEEE 802.11a mode / 5745 ~ 5825MHz

CH High

Detector mode: Peak **Polarity: Vertical**

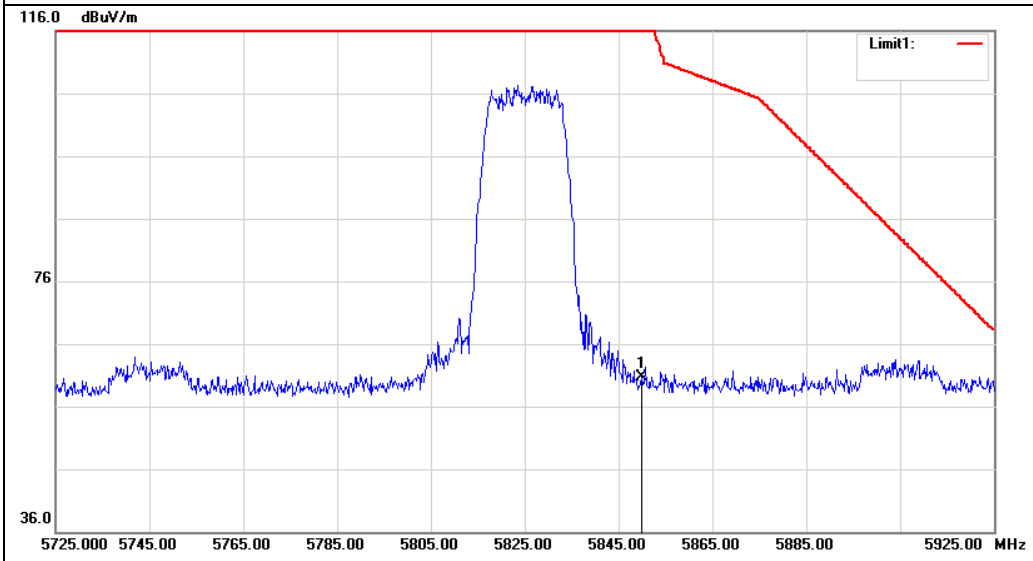

Detector mode: Peak **Polarity: Horizontal**

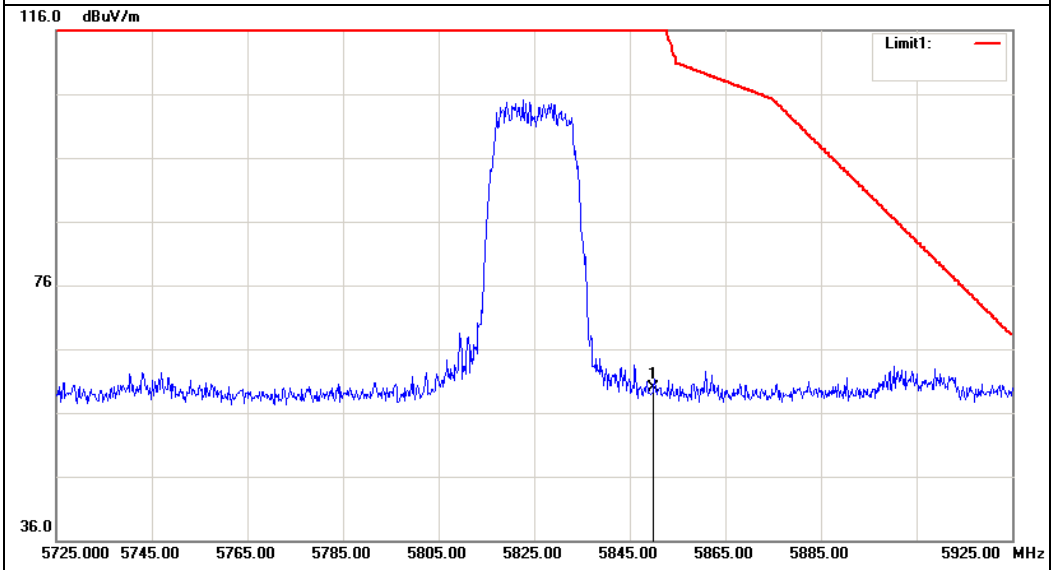

No.	Frequency (MHz)	Reading (dB)	Factor (dB/m)	Result (dB/m)	Limit (dB/m)	Margin (dB)	Remark	Antenna Polar
1	5850.000	54.63	6.02	60.65	122.20	-61.55	Peak	Vertical
2	5850.000	53.91	6.02	59.93	122.20	-62.27	Peak	Horizontal

This report shall not be reproduced except in full, without the written approval of Compliance Certification Services.

Antenna 1

IEEE 802.11a mode / 5745 ~ 5825MHz

CH Low

Detector mode: Peak **Polarity: Vertical**

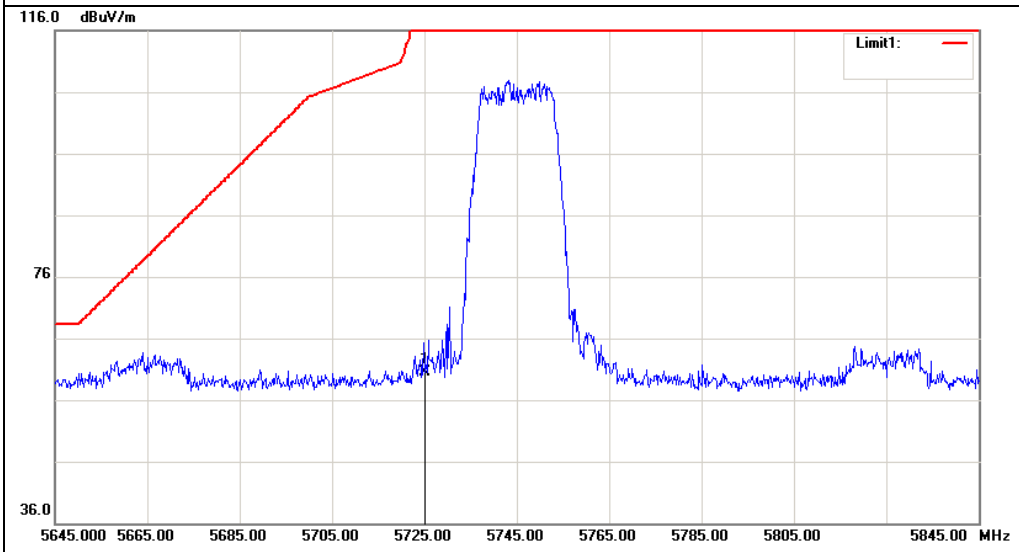

Detector mode: Peak **Polarity: Horizontal**

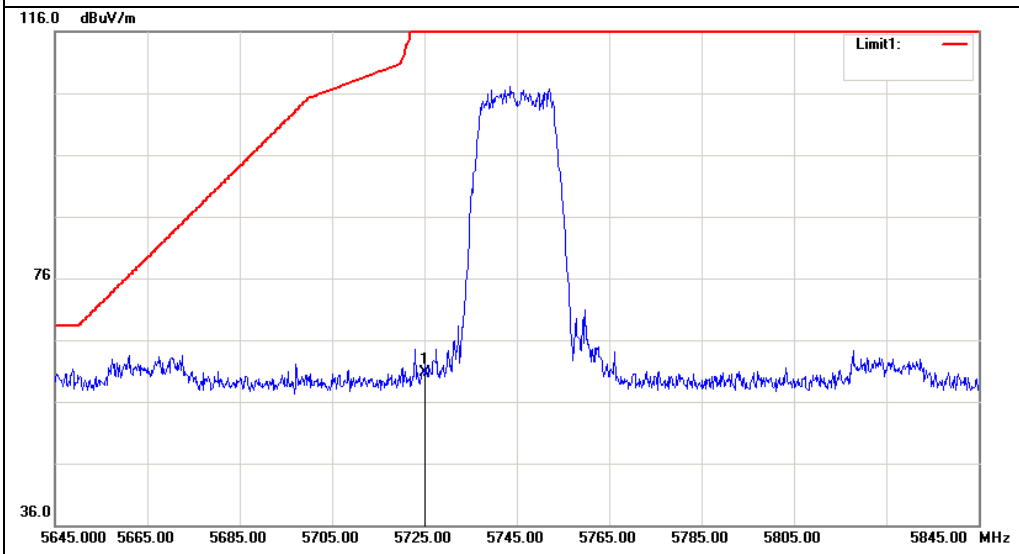

No.	Frequency (MHz)	Reading (dB)	Factor (dB/m)	Result (dB/m)	Limit (dB/m)	Margin (dB)	Remark	Antenna Polar
1	5725.000	54.45	5.96	60.41	122.20	-61.79	Peak	Vertical
2	5725.000	54.80	5.96	60.76	122.20	-61.44	Peak	Horizontal

This report shall not be reproduced except in full, without the written approval of Compliance Certification Services.

IEEE 802.11a mode / 5745 ~ 5825MHz

CH High

Detector mode: Peak **Polarity: Vertical**

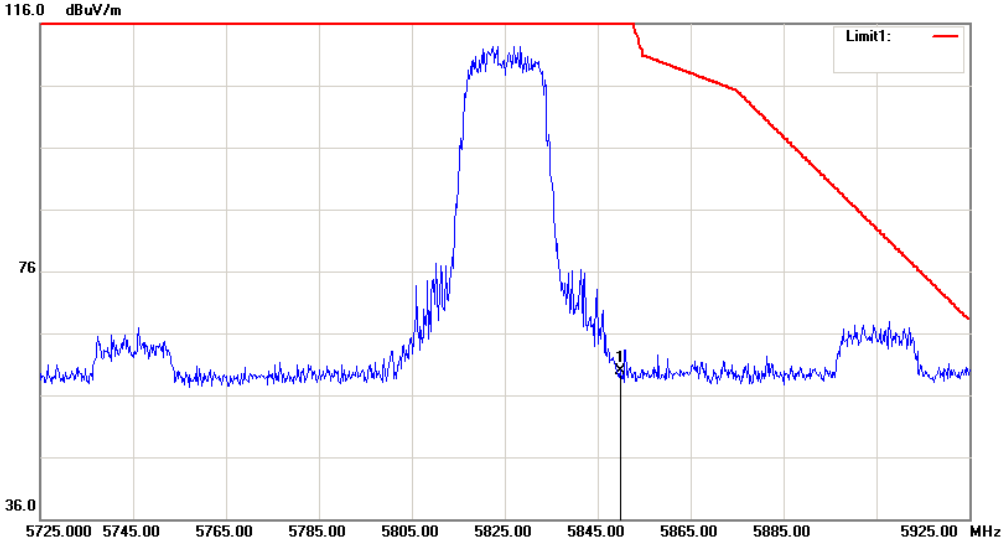

Detector mode: Peak **Polarity: Horizontal**

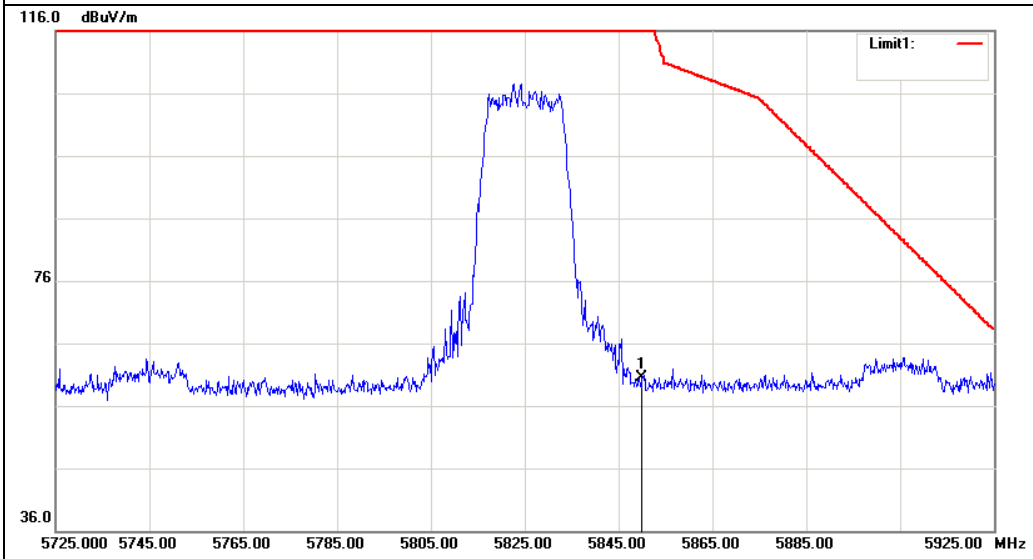

No.	Frequency (MHz)	Reading (dB)	Factor (dB/m)	Result (dB/m)	Limit (dB/m)	Margin (dB)	Remark	Antenna Polar
1	5850.000	53.93	6.02	59.95	122.20	-62.25	Peak	Vertical
2	5850.000	54.40	6.02	60.42	122.20	-61.78	Peak	Horizontal

This report shall not be reproduced except in full, without the written approval of Compliance Certification Services.

Antenna 2

IEEE 802.11a mode / 5745 ~ 5825MHz

CH Low

Detector mode: Peak **Polarity: Vertical**

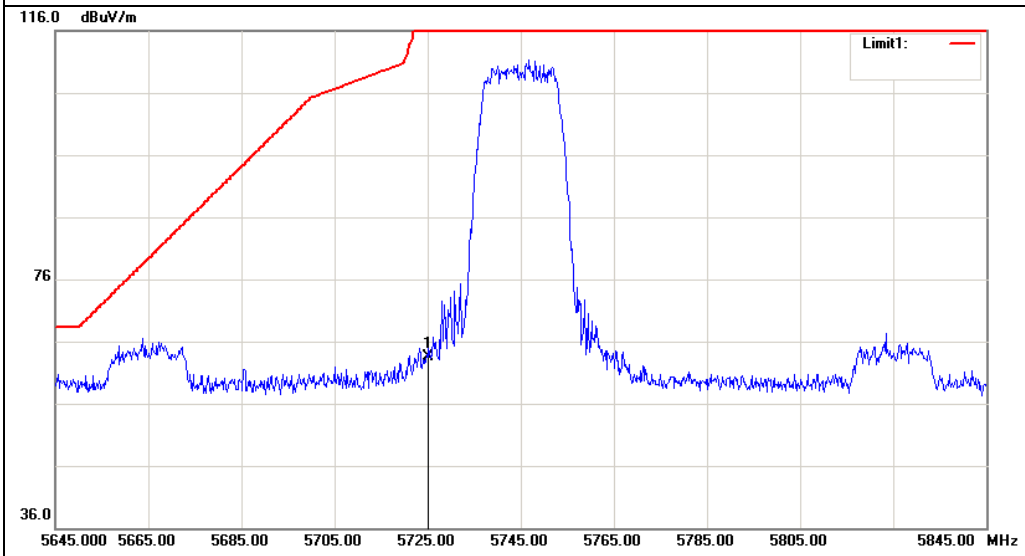

Detector mode: Peak **Polarity: Horizontal**

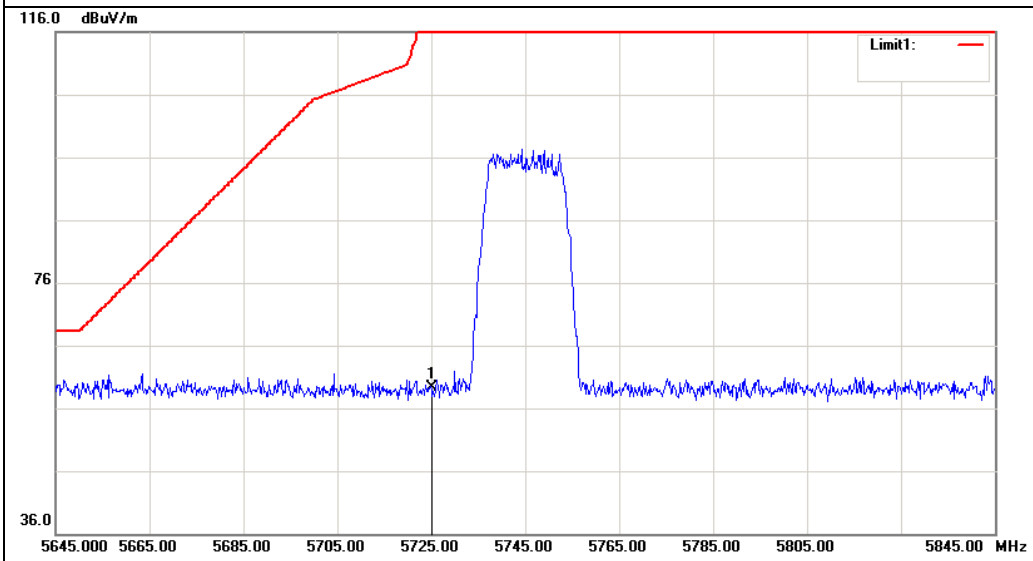

No.	Frequency (MHz)	Reading (dB)	Factor (dB/m)	Result (dB/m)	Limit (dB/m)	Margin (dB)	Remark	Antenna Polar
1	5725.000	57.50	5.96	63.46	122.20	-58.74	Peak	Vertical
2	5725.000	53.24	5.96	59.20	122.20	-63.00	Peak	Horizontal

This report shall not be reproduced except in full, without the written approval of Compliance Certification Services.

IEEE 802.11a mode / 5745 ~ 5825MHz

CH High

Detector mode: Peak **Polarity: Vertical**

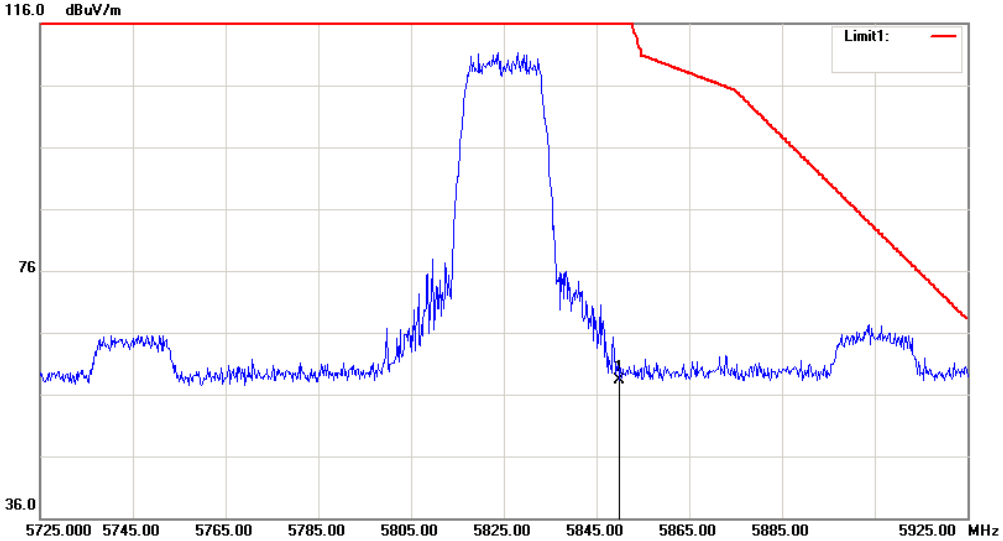

Detector mode: Peak **Polarity: Horizontal**

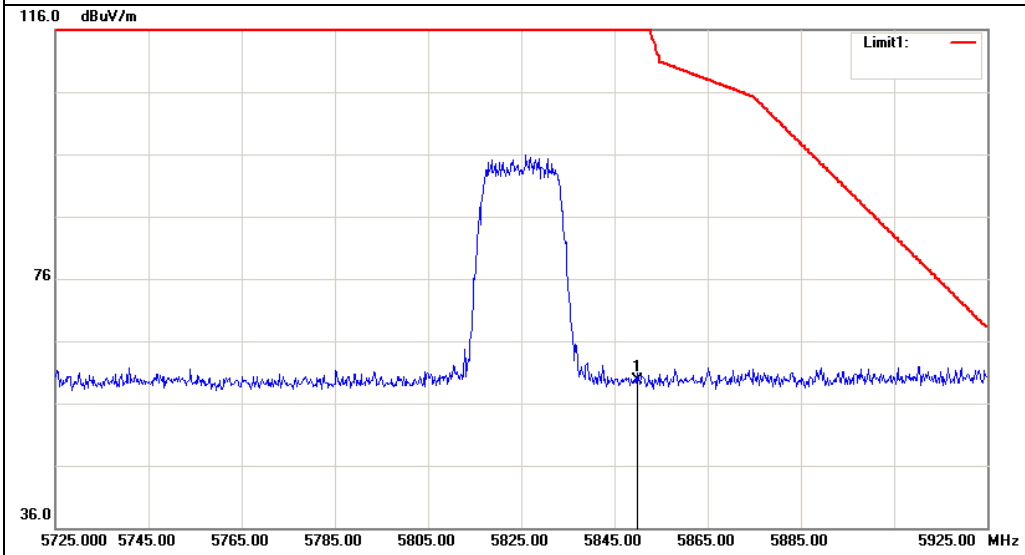

No.	Frequency (MHz)	Reading (dB)	Factor (dB/m)	Result (dB/m)	Limit (dB/m)	Margin (dB)	Remark	Antenna Polar
1	5850.000	52.36	6.02	58.38	122.20	-63.82	Peak	Vertical
2	5850.000	53.60	6.02	59.62	122.20	-62.58	Peak	Horizontal

This report shall not be reproduced except in full, without the written approval of Compliance Certification Services.

Combine with Antenna 0 and Antenna 1

IEEE 802.11n HT 20 MHz mode / 5745 ~ 5825MHz

CH Low

Detector mode: Peak **Polarity: Vertical**

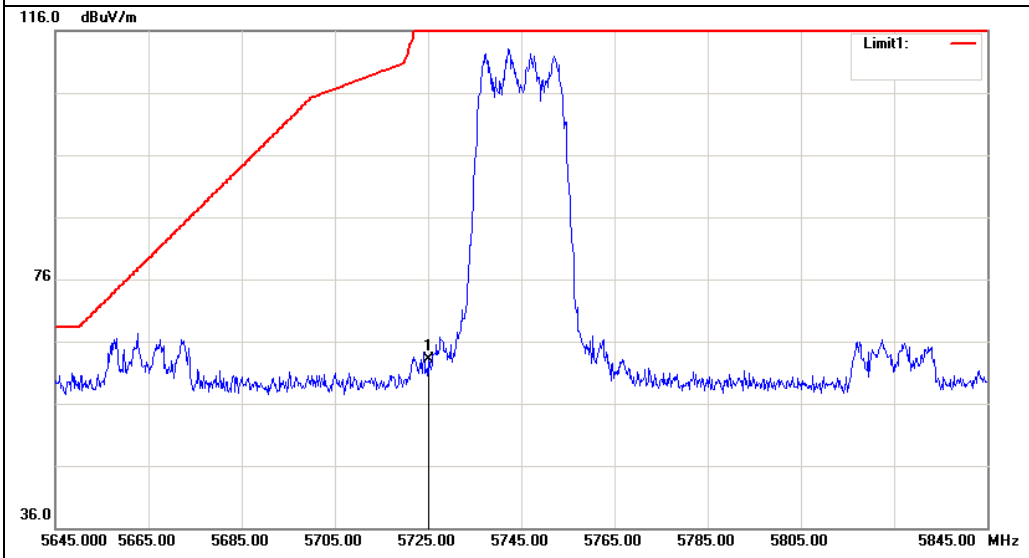

Detector mode: Peak **Polarity: Horizontal**

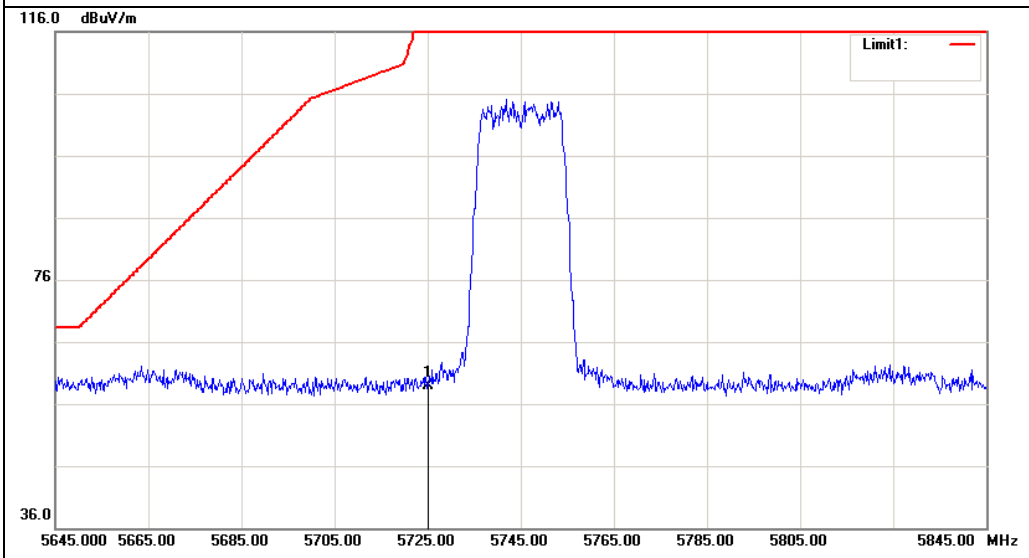

No.	Frequency (MHz)	Reading (dB)	Factor (dB/m)	Result (dB/m)	Limit (dB/m)	Margin (dB)	Remark	Antenna Polar
1	**5725.000**	**57.17**	**5.96**	**63.13**	**122.20**	**-59.07**	Peak	Vertical
2	**5725.000**	**52.89**	**5.96**	**58.85**	**122.20**	**-63.35**	Peak	Horizontal

This report shall not be reproduced except in full, without the written approval of Compliance Certification Services.

IEEE 802.11n HT 20 MHz mode / 5745 ~ 5825MHz

CH High

Detector mode: Peak **Polarity: Vertical**

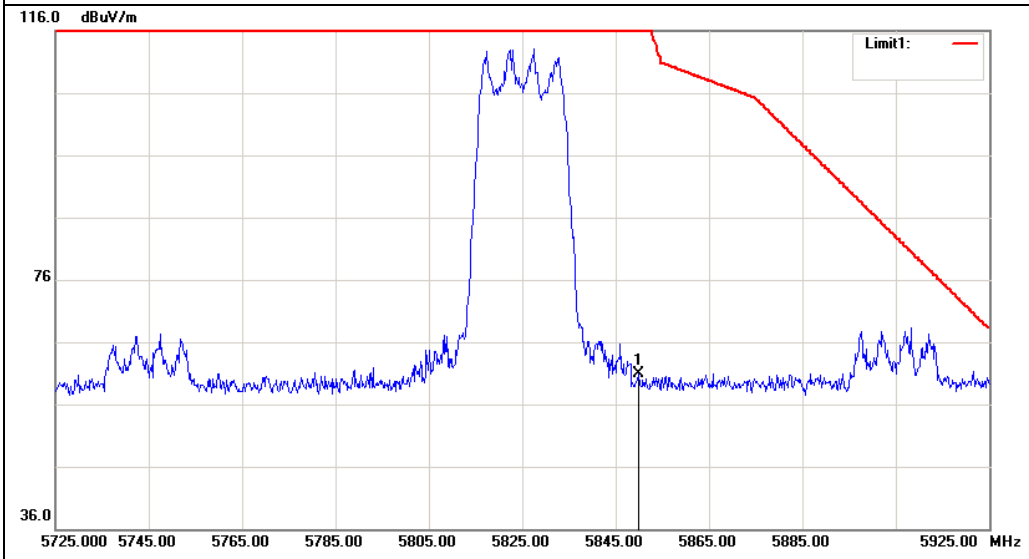

Detector mode: Peak **Polarity: Horizontal**

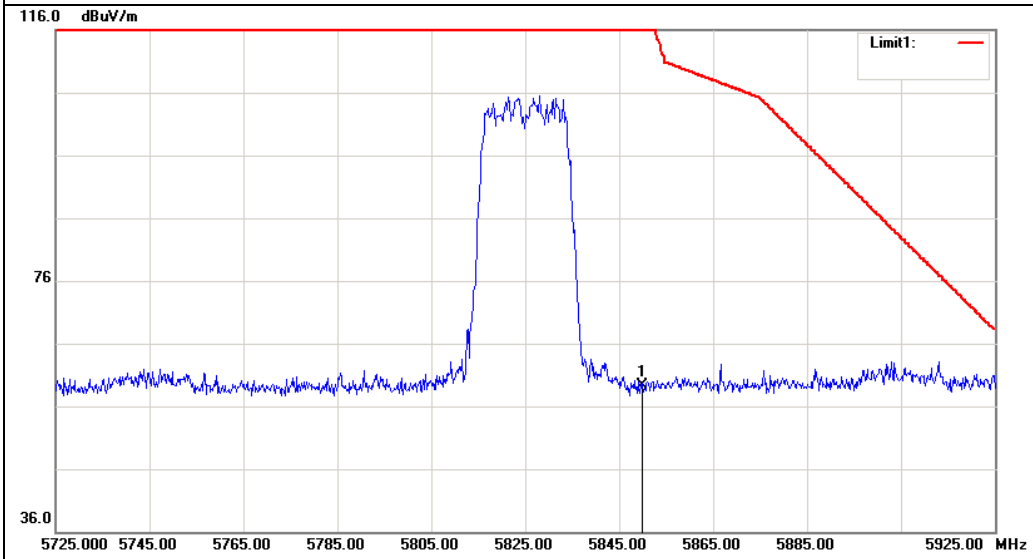

No.	Frequency (MHz)	Reading (dB)	Factor (dB/m)	Result (dB/m)	Limit (dB/m)	Margin (dB)	Remark	Antenna Polar
1	5850.000	54.85	6.02	60.87	122.20	-61.33	Peak	Vertical
2	5850.000	53.19	6.02	59.21	122.20	-62.99	Peak	Horizontal

This report shall not be reproduced except in full, without the written approval of Compliance Certification Services.

IEEE 802.11n HT 40 MHz mode / 5755 ~ 5795MHz

CH Low

Detector mode: Peak **Polarity: Vertical**

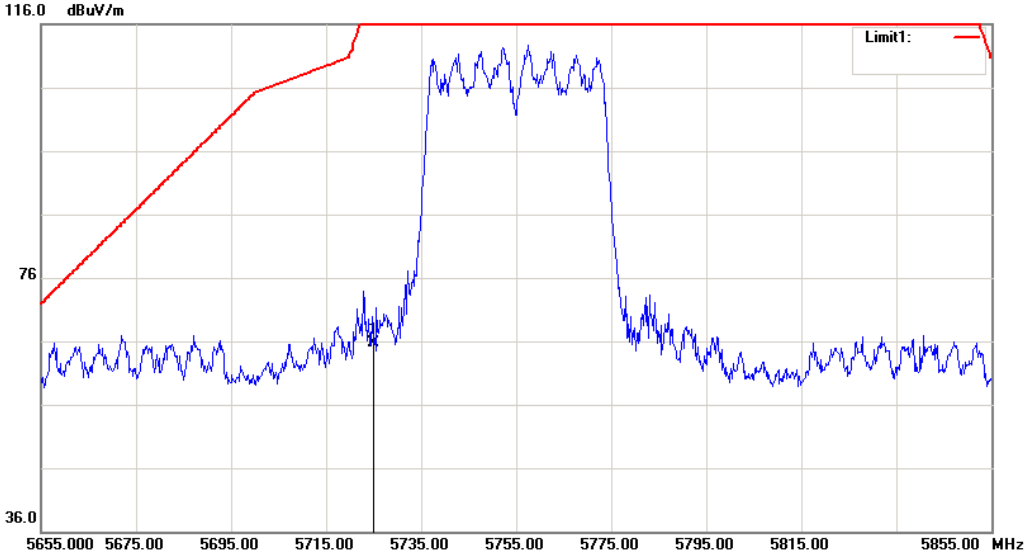

Detector mode: Peak **Polarity: Horizontal**

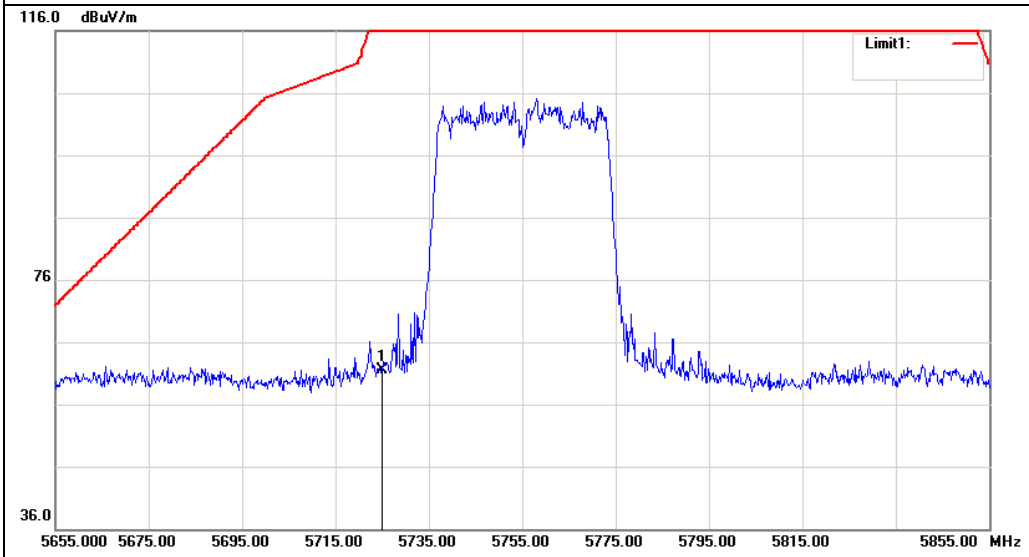

No.	Frequency (MHz)	Reading (dB)	Factor (dB/m)	Result (dB/m)	Limit (dB/m)	Margin (dB)	Remark	Antenna Polar
1	5725.000	59.67	5.96	65.63	122.20	-56.57	Peak	Vertical
2	5725.000	55.46	5.96	61.42	122.20	-60.78	Peak	Horizontal

This report shall not be reproduced except in full, without the written approval of Compliance Certification Services.

IEEE 802.11n HT 40 MHz mode / 5755 ~ 5795MHz

CH High

Detector mode: Peak **Polarity: Vertical**

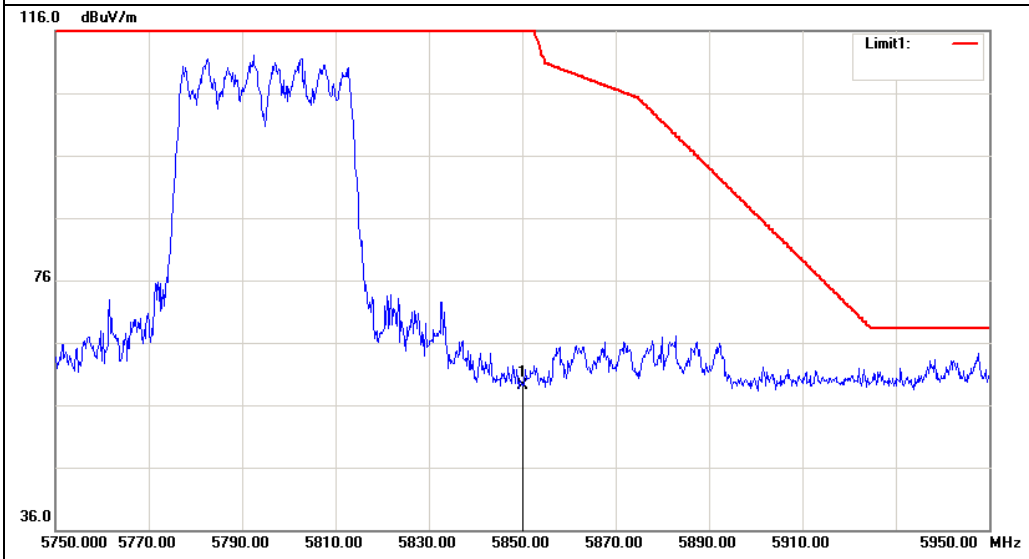

Detector mode: Peak **Polarity: Horizontal**

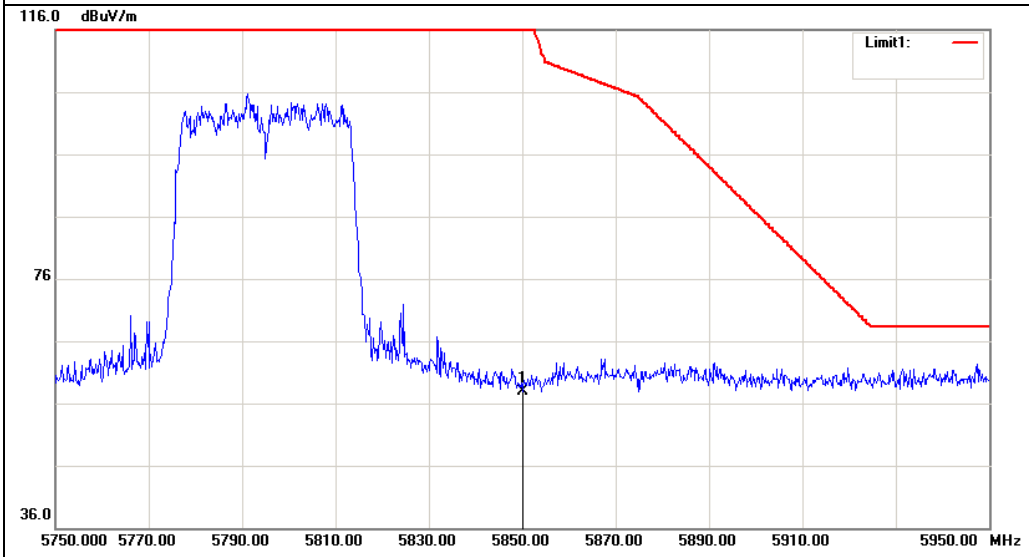

No.	Frequency (MHz)	Reading (dB)	Factor (dB/m)	Result (dB/m)	Limit (dB/m)	Margin (dB)	Remark	Antenna Polar
1	5850.000	52.99	6.02	59.01	122.20	-63.19	Peak	Vertical
2	5850.000	51.95	6.02	57.97	122.20	-64.23	Peak	Horizontal

This report shall not be reproduced except in full, without the written approval of Compliance Certification Services.

IEEE 802.11ac 80 mode / 5775MHz

Detector mode: Peak **Polarity: Vertical**

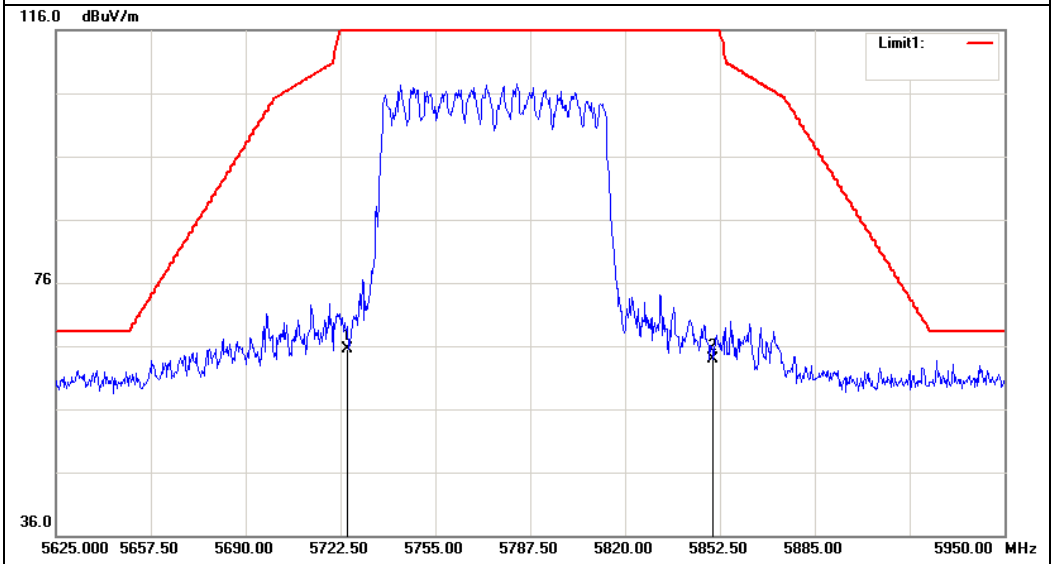

Detector mode: Peak **Polarity: Horizontal**

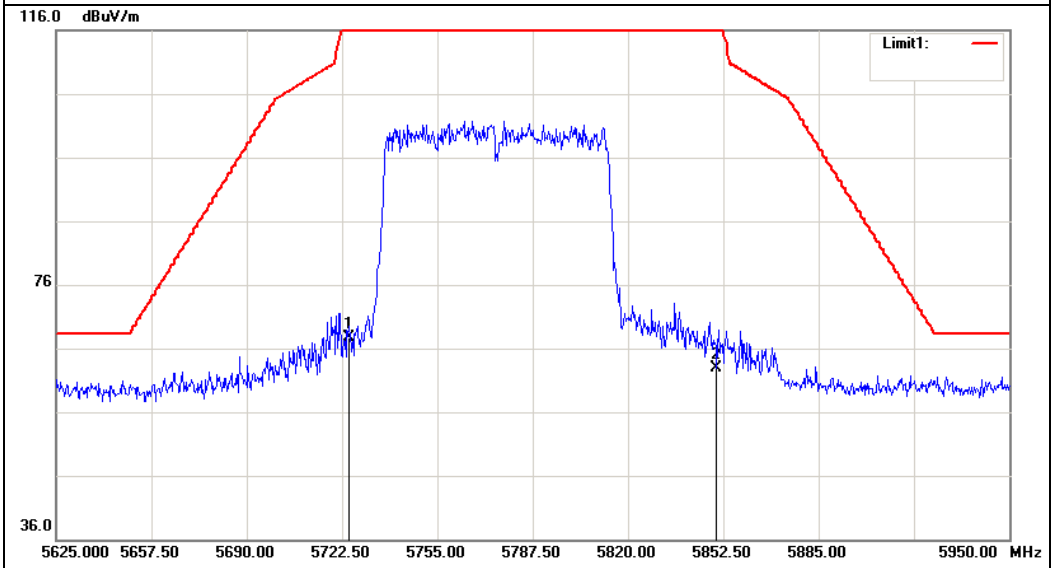

No.	Frequency (MHz)	Reading (dB)	Factor (dB/m)	Result (dB/m)	Limit (dB/m)	Margin (dB)	Remark	Antenna Polar
1	5725.000	59.48	5.96	65.44	122.20	-56.76	Peak	Vertical
2	5850.000	57.93	6.02	63.95	122.20	-58.25	Peak	Vertical
1	5725.000	61.66	5.96	67.62	122.20	-54.58	Peak	Horizontal
2	5850.000	56.82	6.02	62.84	122.20	-59.36	Peak	Horizontal

This report shall not be reproduced except in full, without the written approval of Compliance Certification Services.

6.9 POWERLINE CONDUCTED EMISSIONS

6.9.1 LIMIT

According to §15.207(a), except as shown in paragraphs (b) and (c) of this section, for an intentional radiator that is designed to be connected to the public utility (AC) power line, the radio frequency voltage that is conducted back onto the AC power line on any frequency or frequencies within the band 150 kHz to 30 MHz shall not exceed the limits in the following table, as measured using a 50 µH/50 ohms line impedance stabilization network (LISN). Compliance with the provisions of this paragraph shall be based on the measurement of the radio frequency voltage between each power line and ground at the power terminal. The lower limit applies at the boundary between the frequency ranges.

Frequency Range (MHz)	Limits (dBµV)	
	Quasi-peak	Average
0.15 to 0.50	66 to 56*	56 to 46*
0.50 to 5	56	46
5 to 30	60	50

** Decreases with the logarithm of the frequency.*

6.9.2 TEST INSTRUMENTS

Conducted Emission Test Site					
Name of Equipment	Manufacturer	Model Number	Serial Number	Last Calibration	Due Calibration
EMI TEST RECEIVER	ROHDE&SCHWARZ	ESCI	100783	02/21/2017	02/20/2018
LISN(EUT)	ROHDE&SCHWARZ	ENV216	101543-WX	02/21/2017	02/20/2018
LISN	EMCO	3825/2	8901-1459	02/21/2017	02/20/2018
Temp. / Humidity Meter	VICTOR	HTC-1	N/A	02/21/2017	02/20/2018
Test S/W	FARAD	EZ-EMC/ CCS-3A1-CE			

NOTE: 1. The calibration interval of the above test instruments is 12 months and the calibrations are traceable to NML/ROC and NIST/USA.

2. N.C.R = No Calibration Request.

This report shall not be reproduced except in full, without the written approval of Compliance Certification Services.

6.9.3 TEST CONFIGURATION

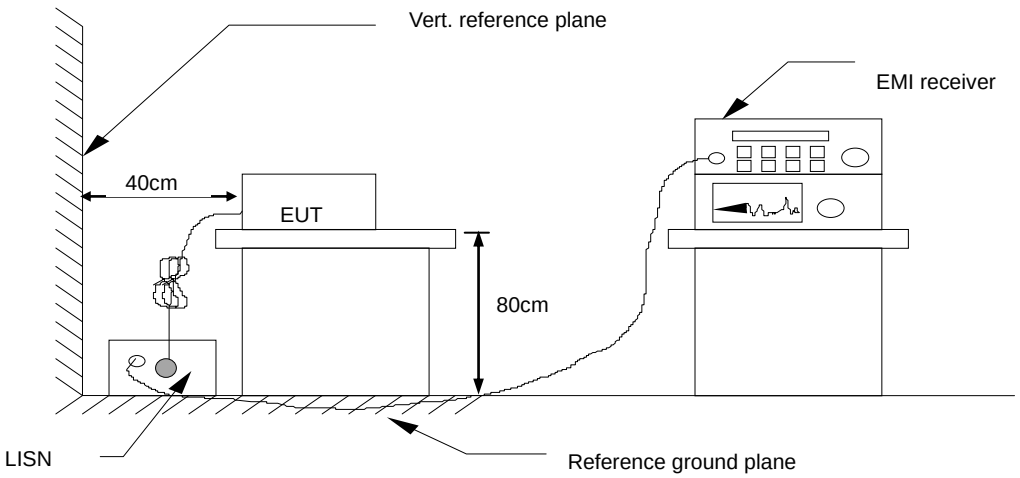

6.9.4 TEST PROCEDURE

1. The EUT was placed on a table, which is 0.8m above ground plane.
2. Maximum procedure was performed on the six highest emissions to ensure EUT compliance.
3. Repeat above procedures until all frequency measured were complete.

6.9.5 DATA SAMPLE

Frequency (MHz)	QuasiPeak Reading (dBuV)	Average Reading (dBuV)	Correction Factor (dB)	QuasiPeak Result (dBuV)	Average Result (dBuV)	QuasiPeak Limit (dBuV)	Average Limit (dBuV)	QuasiPeak Margin (dB)	Average Margin (dB)	Remark (Pass/Fail)
X.XXXX	32.69	25.65	11.52	44.21	37.17	65.78	55.79	-21.57	-18.62	Pass

Factor = Insertion loss of LISN + Cable Loss
Result = Quasi-peak Reading/ Average Reading + Factor
Limit = Limit stated in standard
Margin = Result (dBuV) – Limit (dBuV)

This report shall not be reproduced except in full, without the written approval of Compliance Certification Services.

6.9.6 TEST RESULTS

Model No.	SR808ac	**RBW,VBW**	9 kHz
Environmental Conditions	22°C, 45% RH	**Test Mode**	Mode 1
Tested by	Sam Zeng	**Line**	L1
Test Date	July 19, 2017	**Test Voltage**	AC120V/60Hz

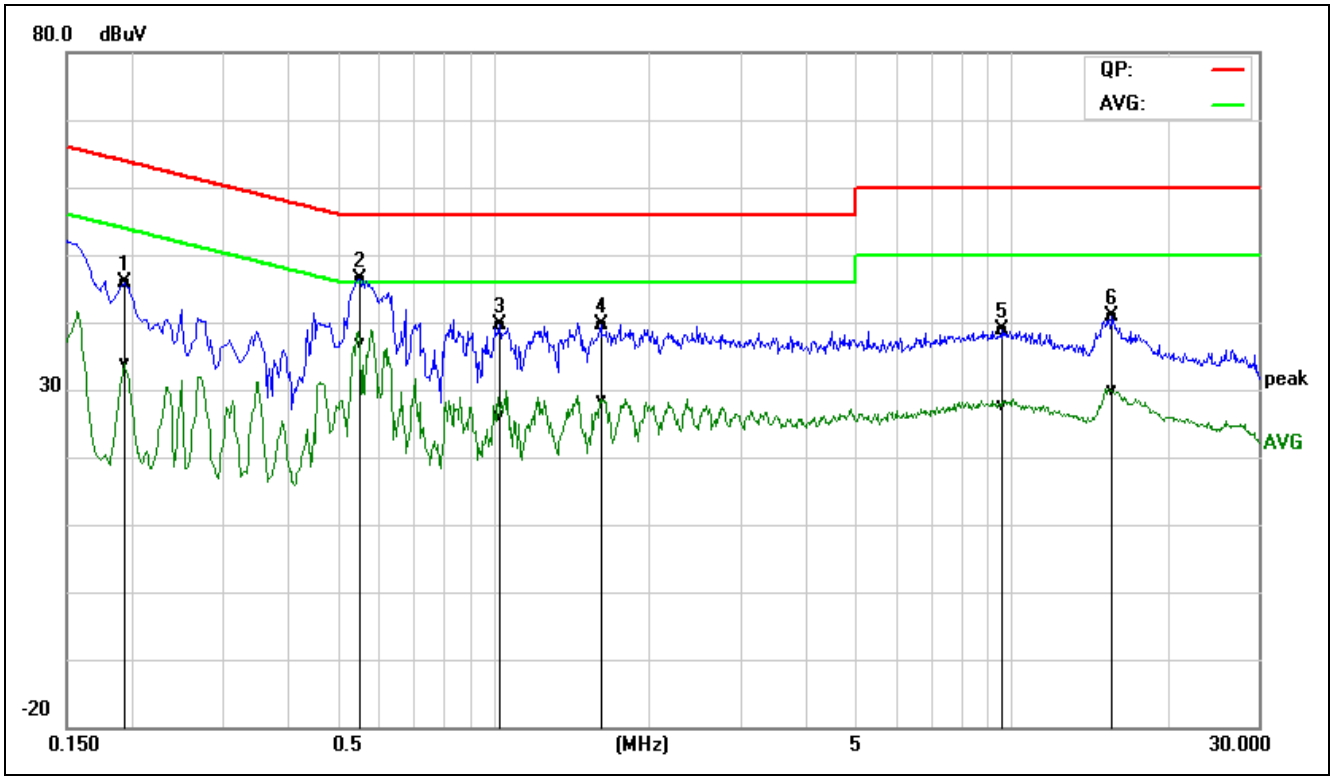

Frequency (MHz)	QuasiPeak Reading (dBuV)	Average Reading (dBuV)	Correction Factor (dB)	QuasiPeak Result (dBuV)	Average Result (dBuV)	QuasiPeak Limit (dBuV)	Average Limit (dBuV)	QuasiPeak Margin (dB)	Average Margin (dB)	Remark (Pass/Fail)	**Line (L1/L2)**
0.1940	26.19	14.15	19.64	45.83	33.79	63.86	53.86	-18.03	-20.07	Pass	L1
0.5540	26.85	17.21	19.55	46.40	36.76	56.00	46.00	-9.60	-9.24	Pass	L1
1.0300	20.14	6.53	19.55	39.69	26.08	56.00	46.00	-16.31	-19.92	Pass	L1
1.6180	20.01	8.85	19.65	39.66	28.50	56.00	46.00	-16.34	-17.50	Pass	L1
9.6140	18.86	7.50	20.11	38.97	27.61	60.00	50.00	-21.03	-22.39	Pass	L1
15.7020	20.70	9.74	20.06	40.76	29.80	60.00	50.00	-19.24	-20.20	Pass	L1

REMARKS: *L1 = Line One (Live Line)*

This report shall not be reproduced except in full, without the written approval of Compliance Certification Services.

Model No.	SR808ac	**RBW,VBW**	9 kHz
Environmental Conditions	22°C, 45% RH	**Test Mode**	Mode 1
Tested by	Sam Zeng	**Line**	L2
Test Date	July 19, 2017	**Test Voltage**	AC120V/60Hz

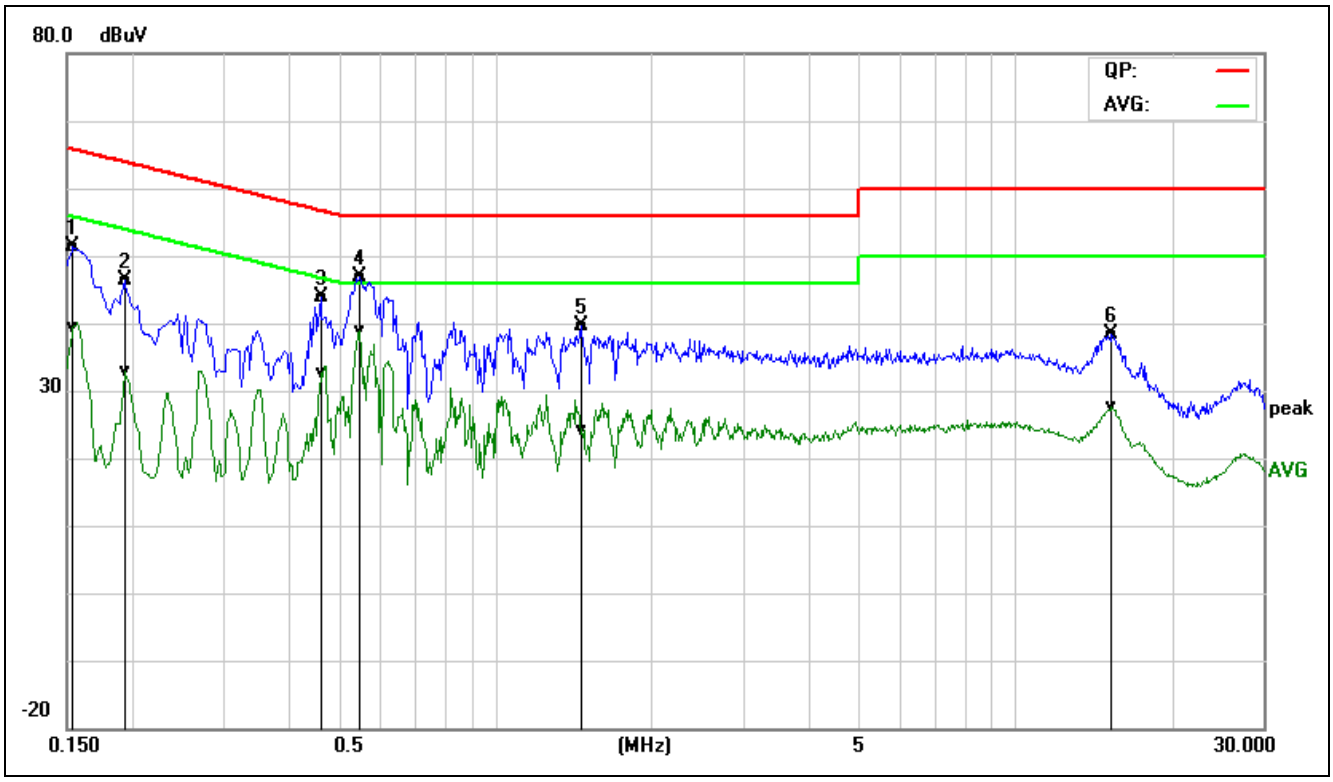

Frequency (MHz)	QuasiPeak Reading (dBuV)	Average Reading (dBuV)	Correction Factor (dB)	QuasiPeak Result (dBuV)	Average Result (dBuV)	QuasiPeak Limit (dBuV)	Average Limit (dBuV)	QuasiPeak Margin (dB)	Average Margin (dB)	Remark (Pass/Fail)	**Line (L1/L2)**
0.1539	31.79	19.97	19.52	51.31	39.49	65.78	55.79	-14.47	-16.30	Pass	L2
0.1940	26.75	13.27	19.54	46.29	32.81	63.86	53.86	-17.57	-21.05	Pass	L2
0.4620	24.46	13.16	19.53	43.99	32.69	56.66	46.66	-12.67	-13.97	Pass	L2
0.5500	27.29	19.32	19.55	46.84	38.87	56.00	46.00	-9.16	-7.13	Pass	L2
1.4660	19.91	4.39	19.63	39.54	24.02	56.00	46.00	-16.46	-21.98	Pass	L2
15.3300	18.26	7.48	20.03	38.29	27.51	60.00	50.00	-21.71	-22.49	Pass	L2

REMARKS: *L2 = Line Two (Neutral Line)*

This report shall not be reproduced except in full, without the written approval of Compliance Certification Services.

Model No.	SR808ac	**RBW,VBW**	9 kHz
Environmental Conditions	22°C, 45% RH	**Test Mode**	Mode 1
Tested by	Sam Zeng	**Line**	L1
Test Date	July 19, 2017	**Test Voltage**	AC240V/50Hz

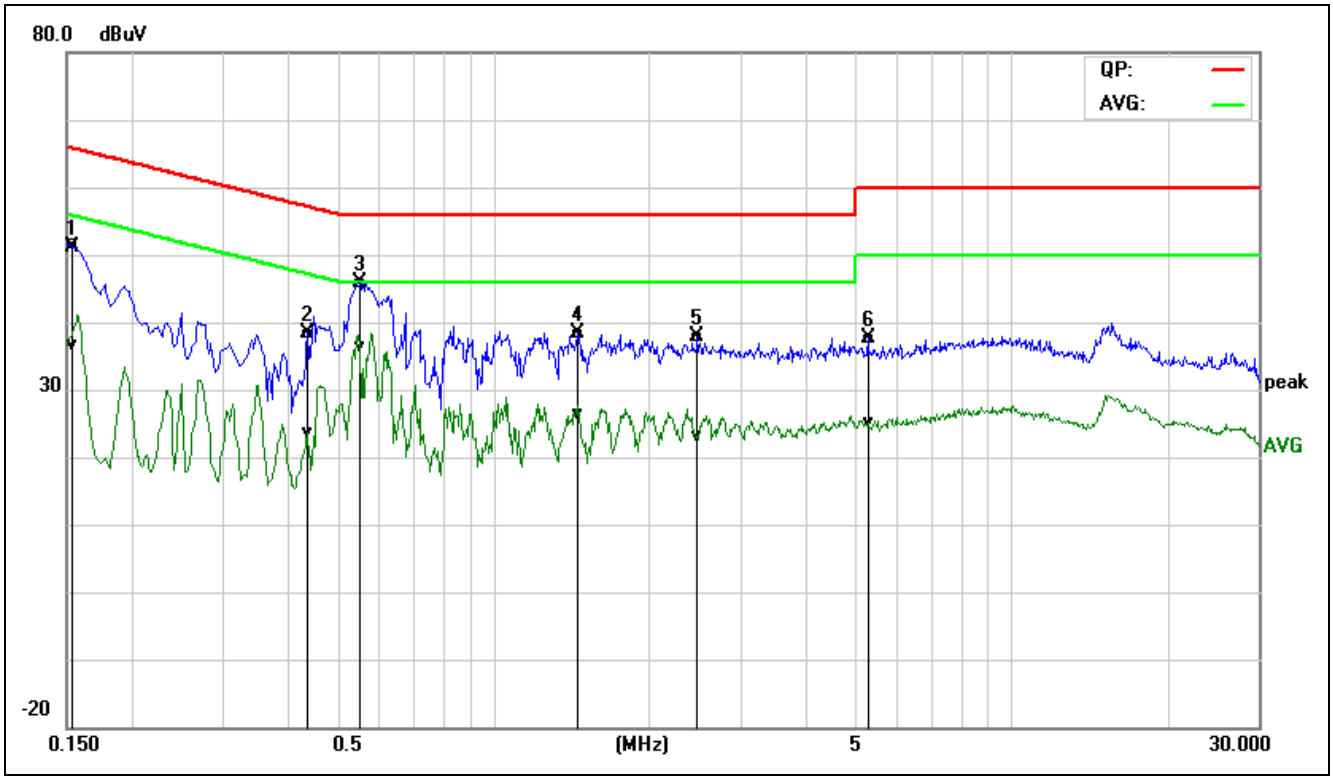

Frequency (MHz)	QuasiPeak Reading (dBuV)	Average Reading (dBuV)	Correction Factor (dB)	QuasiPeak Result (dBuV)	Average Result (dBuV)	QuasiPeak Limit (dBuV)	Average Limit (dBuV)	QuasiPeak Margin (dB)	Average Margin (dB)	Remark (Pass/Fail)	**Line (L1/L2)**
0.1556	31.97	17.06	19.62	51.59	36.68	65.69	55.70	-14.10	-19.02	Pass	L1
0.4380	18.85	4.01	19.55	38.40	23.56	57.10	47.10	-18.70	-23.54	Pass	L1
0.5540	26.35	16.71	19.55	45.90	36.26	56.00	46.00	-10.10	-9.74	Pass	L1
1.4620	18.72	6.70	19.63	38.35	26.33	56.00	46.00	-17.65	-19.67	Pass	L1
2.4860	18.08	3.39	19.72	37.80	23.11	56.00	46.00	-18.20	-22.89	Pass	L1
5.2860	17.88	5.30	19.74	37.62	25.04	60.00	50.00	-22.38	-24.96	Pass	L1

REMARKS: *L1 = Line One (Live Line)*

This report shall not be reproduced except in full, without the written approval of Compliance Certification Services.

Model No.	SR808ac	**RBW,VBW**	9 kHz
Environmental Conditions	22°C, 45% RH	**Test Mode**	Mode 1
Tested by	Sam Zeng	**Line**	L2
Test Date	July 19, 2017	**Test Voltage**	AC240V/50Hz

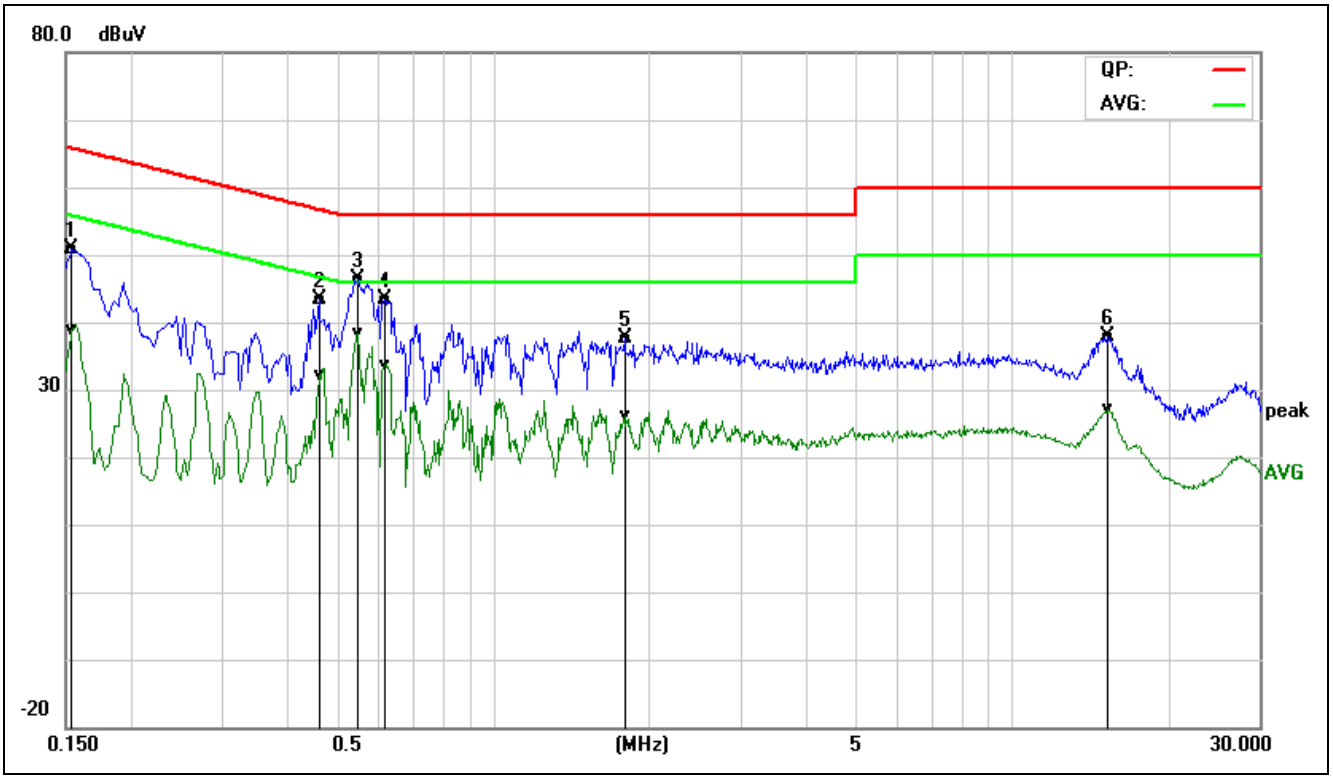

Frequency (MHz)	QuasiPeak Reading (dBuV)	Average Reading (dBuV)	Correction Factor (dB)	QuasiPeak Result (dBuV)	Average Result (dBuV)	QuasiPeak Limit (dBuV)	Average Limit (dBuV)	QuasiPeak Margin (dB)	Average Margin (dB)	Remark (Pass/Fail)	**Line (L1/L2)**
0.1539	31.29	19.47	19.52	50.81	38.99	65.78	55.79	-14.97	-16.80	Pass	L2
0.4620	23.96	12.66	19.53	43.49	32.19	56.66	46.66	-13.17	-14.47	Pass	L2
0.5500	26.79	18.82	19.55	46.34	38.37	56.00	46.00	-9.66	-7.63	Pass	L2
0.6180	23.86	14.05	19.58	43.44	33.63	56.00	46.00	-12.56	-12.37	Pass	L2
1.7940	17.96	6.40	19.69	37.65	26.09	56.00	46.00	-18.35	-19.91	Pass	L2
15.3300	17.76	6.98	20.03	37.79	27.01	60.00	50.00	-22.21	-22.99	Pass	L2

REMARKS: *L2 = Line Two (Neutral Line)*

This report shall not be reproduced except in full, without the written approval of Compliance Certification Services.

6.10 FREQUENCY STABILITY

6.10.1 LIMIT

According to §15.407(g), manufacturers of U-NII devices are responsible for ensuring frequency stability such that an emission is maintained within the band of operation under all conditions of normal operation as specified in the operational description.

6.10.2 TEST INSTRUMENTS

Name of Equipment	Manufacturer	Model Number	Serial Number	Last Calibration	Due Calibration
Spectrum Analyzer	Agilent	N9010A	MY52221469	02/21/2017	02/20/2018
DC Power Supply	DAZHENG	PS-605D	20018978	N.C.R	N.C.R
AC POWER SOUCE	UMART	HPA1010	N/A	N.C.R	N.C.R
Power Meter	Anritsu	ML2495A	1204003	02/21/2017	02/20/2018
Power Sensor	Anritsu	MA2411B	1126150	02/21/2017	02/20/2018
Temperature Chamber	TERCHY	MHG-800N	E21104	11/18/2016	11/17/2017
Temp. / Humidity Meter	Anymetre	JR913	N/A	02/21/2017	02/20/2018

6.10.3 TEST CONFIGURATION

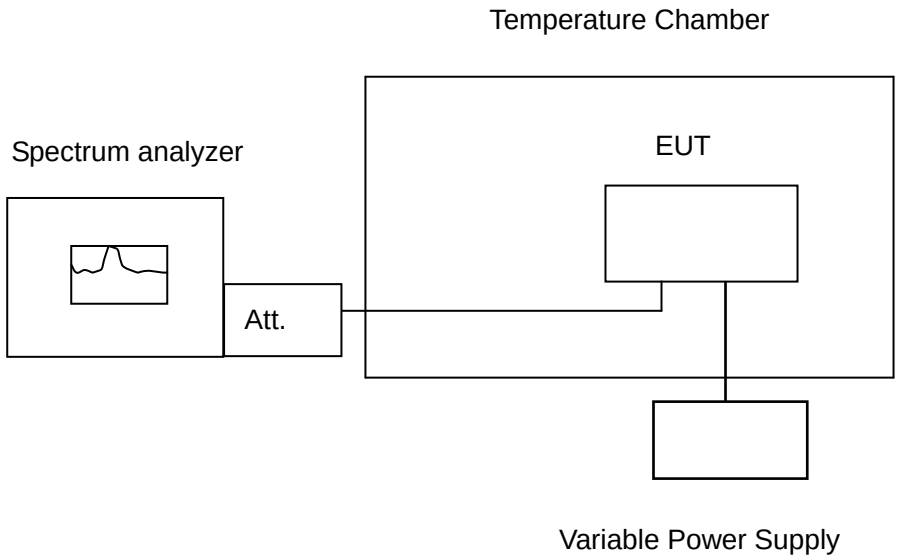

Remark: *Measurement setup for testing on Antenna connector*

This report shall not be reproduced except in full, without the written approval of Compliance Certification Services.

6.10.4 TEST PROCEDURE

The equipment under test was connected to an external AC or DC power supply and input rated voltage. RF output was connected to a frequency counter or spectrum analyzer via feed through attenuators. The EUT was placed inside the temperature chamber. Set the spectrum analyzer RBW low enough to obtain the desired frequency resolution and measure EUT 20°C operating frequency as reference frequency. Turn EUT off and set the chamber temperature to –20°C. After the temperature stabilized for approximately 30 minutes recorded the frequency. Repeat step measure with 10°C increased per stage until the highest temperature of +50°C reached.

6.10.5 TEST RESULTS

No non-compliance noted.

This report shall not be reproduced except in full, without the written approval of Compliance Certification Services.

Test Data
Antenna 0

IEEE 802.11a MHz mode / 5180 ~ 5240MHz (Low)

Environment Temperature (°C)	Volage (V)	Measured Frequency (MHz)	limit Range	Test Result
50	120	5179.982160	5150-5250	PASS
40	120	5179.986266	5150-5250	PASS
30	120	5179.968270	5150-5250	PASS
20	120	5179.997950	5150-5250	PASS
10	120	5179.988108	5150-5250	PASS
0	120	5179.953104	5150-5250	PASS
-10	120	5179.988007	5150-5250	PASS
-20	120	5179.982160	5150-5250	PASS

Environment Temperature (°C)	Volage (V)	Measured Frequency (MHz)	limit Range	Test Result
20	108	5179.998621	5150-5250	PASS
	120	5179.996000	5150-5250	PASS
	132	5179.970856	5150-5250	PASS

IEEE 802.11a MHz mode / 5180 ~ 5240MHz (High)

Environment Temperature (°C)	Volage (V)	Measured Frequency (MHz)	limit Range	Test Result
50	120	5239.982843	5150-5250	PASS
40	120	5239.958911	5150-5250	PASS
30	120	5239.959795	5150-5250	PASS
20	120	5239.992000	5150-5250	PASS
10	120	5239.999256	5150-5250	PASS
0	120	5239.975883	5150-5250	PASS
-10	120	5239.992177	5150-5250	PASS
-20	120	5239.992571	5150-5250	PASS

Environment Temperature (°C)	Volage (V)	Measured Frequency (MHz)	limit Range	Test Result
20	108	5239.961410	5150-5250	PASS
	120	5239.999200	5150-5250	PASS
	132	5239.970655	5150-5250	PASS

This report shall not be reproduced except in full, without the written approval of Compliance Certification Services.

IEEE 802.11a mode / 5260 ~ 5320MHz (Low)

Environment Temperature (°C)	Volage (V)	Measured Frequency (MHz)	limit Range	Test Result
50	120	5259.978608	5250-5350	PASS
40	120	5259.958355	5250-5350	PASS
30	120	5259.965188	5250-5350	PASS
20	120	5260.003000	5250-5350	PASS
10	120	5259.990565	5250-5350	PASS
0	120	5259.978377	5250-5350	PASS
-10	120	5259.982841	5250-5350	PASS
-20	120	5259.978859	5250-5350	PASS

Environment Temperature (°C)	Volage (V)	Measured Frequency (MHz)	limit Range	Test Result
20	108	5259.954088	5250-5350	PASS
	120	5259.995200	5250-5350	PASS
	132	5259.950651	5250-5350	PASS

IEEE 802.11a mode / 5260 ~ 5320MHz (High)

Environment Temperature (°C)	Volage (V)	Measured Frequency (MHz)	limit Range	Test Result
50	120	5319.974199	5250-5350	PASS
40	120	5319.963303	5250-5350	PASS
30	120	5319.972309	5250-5350	PASS
20	120	5320.005000	5250-5350	PASS
10	120	5319.991239	5250-5350	PASS
0	120	5319.987265	5250-5350	PASS
-10	120	5319.952215	5250-5350	PASS
-20	120	5319.974978	5250-5350	PASS

Environment Temperature (°C)	Volage (V)	Measured Frequency (MHz)	limit Range	Test Result
20	108	5319.985295	5250-5350	PASS
	120	5320.001000	5250-5350	PASS
	132	5319.989206	5250-5350	PASS

This report shall not be reproduced except in full, without the written approval of Compliance Certification Services.

IEEE 802.11a mode / 5500 ~ 5700MHz (Low)

Environment Temperature (°C)	Volage (V)	Measured Frequency (MHz)	limit Range	Test Result
50	120	5499.975799	5475-5725	PASS
40	120	5499.994356	5475-5725	PASS
30	120	5499.974424	5475-5725	PASS
20	120	5500.006000	5475-5725	PASS
10	120	5499.956831	5475-5725	PASS
0	120	5499.959357	5475-5725	PASS
-10	120	5499.986666	5475-5725	PASS
-20	120	5499.952158	5475-5725	PASS

Environment Temperature (°C)	Volage (V)	Measured Frequency (MHz)	limit Range	Test Result
20	108	5499.955054	5475-5725	PASS
	120	5500.002000	5475-5725	PASS
	132	5499.988536	5475-5725	PASS

IEEE 802.11a mode / 5500 ~ 5700MHz (High)

Environment Temperature (°C)	Volage (V)	Measured Frequency (MHz)	limit Range	Test Result
50	120	5699.982183	5475-5725	PASS
40	120	5699.974513	5475-5725	PASS
30	120	5699.966265	5475-5725	PASS
20	120	5699.996300	5475-5725	PASS
10	120	5699.953815	5475-5725	PASS
0	120	5699.964527	5475-5725	PASS
-10	120	5699.987656	5475-5725	PASS
-20	120	5699.979866	5475-5725	PASS

Environment Temperature (°C)	Volage (V)	Measured Frequency (MHz)	limit Range	Test Result
20	108	5699.970750	5475-5725	PASS
	120	5699.999700	5475-5725	PASS
	132	5699.973047	5475-5725	PASS

This report shall not be reproduced except in full, without the written approval of Compliance Certification Services.

IEEE 802.11a mode / 5745 ~ 5825MHz (Low)

Environment Temperature (°C)	Volage (V)	Measured Frequency (MHz)	limit Range	Test Result
50	120	5744.987642	5725-5850	PASS
40	120	5744.978145	5725-5850	PASS
30	120	5744.950953	5725-5850	PASS
20	120	5744.998500	5725-5850	PASS
10	120	5744.999541	5725-5850	PASS
0	120	5744.977536	5725-5850	PASS
-10	120	5744.999262	5725-5850	PASS
-20	120	5744.966177	5725-5850	PASS

Environment Temperature (°C)	Volage (V)	Measured Frequency (MHz)	limit Range	Test Result
20	108	5744.976071	5725-5850	PASS
	120	5744.998690	5725-5850	PASS
	132	5744.966901	5725-5850	PASS

IEEE 802.11a mode / 5745 ~ 5825MHz (High)

Environment Temperature (°C)	Volage (V)	Measured Frequency (MHz)	limit Range	Test Result
50	120	5824.990600	5725-5850	PASS
40	120	5824.968536	5725-5850	PASS
30	120	5824.965721	5725-5850	PASS
20	120	5824.997200	5725-5850	PASS
10	120	5824.952610	5725-5850	PASS
0	120	5824.974372	5725-5850	PASS
-10	120	5824.974059	5725-5850	PASS
-20	120	5824.962843	5725-5850	PASS

Environment Temperature (°C)	Volage (V)	Measured Frequency (MHz)	limit Range	Test Result
20	108	5824.977079	5725-5850	PASS
	120	5824.996820	5725-5850	PASS
	132	5824.964400	5725-5850	PASS

This report shall not be reproduced except in full, without the written approval of Compliance Certification Services.

Antenna 1

IEEE 802.11a MHz mode / 5180 ~ 5240MHz (Low)

Environment Temperature (°C)	Volage (V)	Measured Frequency (MHz)	limit Range	Test Result
50	120	5179.984711	5150-5250	PASS
40	120	5179.987833	5150-5250	PASS
30	120	5179.962830	5150-5250	PASS
20	120	5179.993100	5150-5250	PASS
10	120	5179.980515	5150-5250	PASS
0	120	5179.956370	5150-5250	PASS
-10	120	5179.998747	5150-5250	PASS
-20	120	5179.984835	5150-5250	PASS

Environment Temperature (°C)	Volage (V)	Measured Frequency (MHz)	limit Range	Test Result
20	108	5179.963868	5150-5250	PASS
	120	5179.997500	5150-5250	PASS
	132	5179.977398	5150-5250	PASS

IEEE 802.11a MHz mode / 5180 ~ 5240MHz (High)

Environment Temperature (°C)	Volage (V)	Measured Frequency (MHz)	limit Range	Test Result
50	120	5239.977777	5150-5250	PASS
40	120	5239.959040	5150-5250	PASS
30	120	5239.998494	5150-5250	PASS
20	120	5240.005000	5150-5250	PASS
10	120	5239.976540	5150-5250	PASS
0	120	5239.981569	5150-5250	PASS
-10	120	5239.982212	5150-5250	PASS
-20	120	5239.950721	5150-5250	PASS

Environment Temperature (°C)	Volage (V)	Measured Frequency (MHz)	limit Range	Test Result
20	108	5239.955421	5150-5250	PASS
	120	5240.002000	5150-5250	PASS
	132	5239.971952	5150-5250	PASS

This report shall not be reproduced except in full, without the written approval of Compliance Certification Services.

IEEE 802.11a mode / 5260 ~ 5320MHz (Low)

Environment Temperature (°C)	Volage (V)	Measured Frequency (MHz)	limit Range	Test Result
50	120	5259.970061	5250-5350	PASS
40	120	5259.957010	5250-5350	PASS
30	120	5259.971558	5250-5350	PASS
20	120	5260.007000	5250-5350	PASS
10	120	5259.974849	5250-5350	PASS
0	120	5259.966925	5250-5350	PASS
-10	120	5259.999446	5250-5350	PASS
-20	120	5259.983791	5250-5350	PASS

Environment Temperature (°C)	Volage (V)	Measured Frequency (MHz)	limit Range	Test Result
20	108	5259.981878	5250-5350	PASS
	120	5260.007000	5250-5350	PASS
	132	5259.980928	5250-5350	PASS

IEEE 802.11a mode / 5260 ~ 5320MHz (High)

Environment Temperature (°C)	Volage (V)	Measured Frequency (MHz)	limit Range	Test Result
50	120	5319.958287	5250-5350	PASS
40	120	5319.968381	5250-5350	PASS
30	120	5319.964407	5250-5350	PASS
20	120	5320.004000	5250-5350	PASS
10	120	5319.968249	5250-5350	PASS
0	120	5319.991965	5250-5350	PASS
-10	120	5319.978590	5250-5350	PASS
-20	120	5319.966580	5250-5350	PASS

Environment Temperature (°C)	Volage (V)	Measured Frequency (MHz)	limit Range	Test Result
20	108	5319.953679	5250-5350	PASS
	120	5320.008000	5250-5350	PASS
	132	5319.992769	5250-5350	PASS

This report shall not be reproduced except in full, without the written approval of Compliance Certification Services.

IEEE 802.11a mode / 5500 ~ 5700MHz (Low)

Environment Temperature (°C)	Volage (V)	Measured Frequency (MHz)	limit Range	Test Result
50	120	5499.977169	5475-5725	PASS
40	120	5499.963437	5475-5725	PASS
30	120	5499.951437	5475-5725	PASS
20	120	5500.003000	5475-5725	PASS
10	120	5499.956375	5475-5725	PASS
0	120	5499.983349	5475-5725	PASS
-10	120	5499.988869	5475-5725	PASS
-20	120	5499.958643	5475-5725	PASS

Environment Temperature (°C)	Volage (V)	Measured Frequency (MHz)	limit Range	Test Result
20	108	5499.980467	5475-5725	PASS
	120	5500.008000	5475-5725	PASS
	132	5499.965782	5475-5725	PASS

IEEE 802.11a mode / 5500 ~ 5700MHz (High)

Environment Temperature (°C)	Volage (V)	Measured Frequency (MHz)	limit Range	Test Result
50	120	5699.957873	5475-5725	PASS
40	120	5699.973236	5475-5725	PASS
30	120	5699.951579	5475-5725	PASS
20	120	5699.992300	5475-5725	PASS
10	120	5699.992446	5475-5725	PASS
0	120	5699.979484	5475-5725	PASS
-10	120	5699.977489	5475-5725	PASS
-20	120	5699.959205	5475-5725	PASS

Environment Temperature (°C)	Volage (V)	Measured Frequency (MHz)	limit Range	Test Result
20	108	5699.955209	5475-5725	PASS
	120	5699.996500	5475-5725	PASS
	132	5699.968286	5475-5725	PASS

This report shall not be reproduced except in full, without the written approval of Compliance Certification Services.

IEEE 802.11a mode / 5745 ~ 5825MHz (Low)

Environment Temperature (°C)	Volage (V)	Measured Frequency (MHz)	limit Range	Test Result
50	120	5744.981826	5725-5850	PASS
40	120	5744.992694	5725-5850	PASS
30	120	5744.965001	5725-5850	PASS
20	120	5744.998720	5725-5850	PASS
10	120	5744.949803	5725-5850	PASS
0	120	5744.970431	5725-5850	PASS
-10	120	5744.950630	5725-5850	PASS
-20	120	5744.982522	5725-5850	PASS

Environment Temperature (°C)	Volage (V)	Measured Frequency (MHz)	limit Range	Test Result
20	108	5744.975357	5725-5850	PASS
	120	5744.998370	5725-5850	PASS
	132	5744.968706	5725-5850	PASS

IEEE 802.11a mode / 5745 ~ 5825MHz (High)

Environment Temperature (°C)	Volage (V)	Measured Frequency (MHz)	limit Range	Test Result
50	120	5824.950372	5725-5850	PASS
40	120	5824.977254	5725-5850	PASS
30	120	5824.952483	5725-5850	PASS
20	120	5825.009000	5725-5850	PASS
10	120	5824.997148	5725-5850	PASS
0	120	5824.980122	5725-5850	PASS
-10	120	5824.954518	5725-5850	PASS
-20	120	5824.991609	5725-5850	PASS

Environment Temperature (°C)	Volage (V)	Measured Frequency (MHz)	limit Range	Test Result
20	108	5824.965386	5725-5850	PASS
	120	5825.002000	5725-5850	PASS
	132	5824.963917	5725-5850	PASS

This report shall not be reproduced except in full, without the written approval of Compliance Certification Services.

Antenna 2

IEEE 802.11a MHz mode / 5180 ~ 5240MHz (Low)

Environment Temperature (°C)	Volage (V)	Measured Frequency (MHz)	limit Range	Test Result
50	120	5179.955997	5150-5250	PASS
40	120	5179.984109	5150-5250	PASS
30	120	5179.958522	5150-5250	PASS
20	120	5179.992500	5150-5250	PASS
10	120	5179.983445	5150-5250	PASS
0	120	5179.950359	5150-5250	PASS
-10	120	5179.973319	5150-5250	PASS
-20	120	5179.952721	5150-5250	PASS

Environment Temperature (°C)	Volage (V)	Measured Frequency (MHz)	limit Range	Test Result
20	108	5179.957832	5150-5250	PASS
	120	5179.993100	5150-5250	PASS
	132	5179.978812	5150-5250	PASS

IEEE 802.11a MHz mode / 5180 ~ 5240MHz (High)

Environment Temperature (°C)	Volage (V)	Measured Frequency (MHz)	limit Range	Test Result
50	120	5239.983223	5150-5250	PASS
40	120	5239.950889	5150-5250	PASS
30	120	5239.962064	5150-5250	PASS
20	120	5240.007000	5150-5250	PASS
10	120	5239.960423	5150-5250	PASS
0	120	5239.985598	5150-5250	PASS
-10	120	5239.992809	5150-5250	PASS
-20	120	5239.975914	5150-5250	PASS

Environment Temperature (°C)	Volage (V)	Measured Frequency (MHz)	limit Range	Test Result
20	108	5239.961733	5150-5250	PASS
	120	5240.003000	5150-5250	PASS
	132	5239.992532	5150-5250	PASS

This report shall not be reproduced except in full, without the written approval of Compliance Certification Services.

IEEE 802.11a mode / 5260 ~ 5320MHz (Low)

Environment Temperature (°C)	Volage (V)	Measured Frequency (MHz)	limit Range	Test Result
50	120	5259.974939	5250-5350	PASS
40	120	5259.987848	5250-5350	PASS
30	120	5259.985520	5250-5350	PASS
20	120	5260.002000	5250-5350	PASS
10	120	5259.997969	5250-5350	PASS
0	120	5259.969067	5250-5350	PASS
-10	120	5259.991047	5250-5350	PASS
-20	120	5259.994365	5250-5350	PASS

Environment Temperature (°C)	Volage (V)	Measured Frequency (MHz)	limit Range	Test Result
20	108	5259.988547	5250-5350	PASS
	120	5260.006000	5250-5350	PASS
	132	5259.996472	5250-5350	PASS

IEEE 802.11a mode / 5260 ~ 5320MHz (High)

Environment Temperature (°C)	Volage (V)	Measured Frequency (MHz)	limit Range	Test Result
50	120	5319.981616	5250-5350	PASS
40	120	5319.986109	5250-5350	PASS
30	120	5319.980809	5250-5350	PASS
20	120	5320.001000	5250-5350	PASS
10	120	5319.999863	5250-5350	PASS
0	120	5319.998664	5250-5350	PASS
-10	120	5319.984722	5250-5350	PASS
-20	120	5319.983623	5250-5350	PASS

Environment Temperature (°C)	Volage (V)	Measured Frequency (MHz)	limit Range	Test Result
20	108	5319.963415	5250-5350	PASS
	120	5320.008000	5250-5350	PASS
	132	5319.982380	5250-5350	PASS

This report shall not be reproduced except in full, without the written approval of Compliance Certification Services.

IEEE 802.11a mode / 5500 ~ 5700MHz (Low)

Environment Temperature (°C)	Volage (V)	Measured Frequency (MHz)	limit Range	Test Result
50	120	5499.998063	5475-5725	PASS
40	120	5499.953406	5475-5725	PASS
30	120	5499.971504	5475-5725	PASS
20	120	5500.002000	5475-5725	PASS
10	120	5499.974282	5475-5725	PASS
0	120	5499.992620	5475-5725	PASS
-10	120	5499.983721	5475-5725	PASS
-20	120	5499.950170	5475-5725	PASS

Environment Temperature (°C)	Volage (V)	Measured Frequency (MHz)	limit Range	Test Result
20	108	5499.981814	5475-5725	PASS
	120	5500.007000	5475-5725	PASS
	132	5499.969726	5475-5725	PASS

IEEE 802.11a mode / 5500 ~ 5700MHz (High)

Environment Temperature (°C)	Volage (V)	Measured Frequency (MHz)	limit Range	Test Result
50	120	5699.954899	5475-5725	PASS
40	120	5699.992540	5475-5725	PASS
30	120	5699.988112	5475-5725	PASS
20	120	5699.994900	5475-5725	PASS
10	120	5699.953711	5475-5725	PASS
0	120	5699.962049	5475-5725	PASS
-10	120	5699.968060	5475-5725	PASS
-20	120	5699.985595	5475-5725	PASS

Environment Temperature (°C)	Volage (V)	Measured Frequency (MHz)	limit Range	Test Result
20	108	5699.963787	5475-5725	PASS
	120	5699.996100	5475-5725	PASS
	132	5699.971567	5475-5725	PASS

This report shall not be reproduced except in full, without the written approval of Compliance Certification Services.

IEEE 802.11a mode / 5745 ~ 5825MHz (Low)

Environment Temperature (°C)	Volage (V)	Measured Frequency (MHz)	limit Range	Test Result
50	120	5744.967465	5725-5850	PASS
40	120	5744.984132	5725-5850	PASS
30	120	5744.956732	5725-5850	PASS
20	120	5744.998435	5725-5850	PASS
10	120	5744.957041	5725-5850	PASS
0	120	5744.977558	5725-5850	PASS
-10	120	5744.975802	5725-5850	PASS
-20	120	5744.954732	5725-5850	PASS

Environment Temperature (°C)	Volage (V)	Measured Frequency (MHz)	limit Range	Test Result
20	108	5744.986993	5725-5850	PASS
	120	5744.998286	5725-5850	PASS
	132	5744.978454	5725-5850	PASS

IEEE 802.11a mode / 5745 ~ 5825MHz (High)

Environment Temperature (°C)	Volage (V)	Measured Frequency (MHz)	limit Range	Test Result
50	120	5824.983858	5725-5850	PASS
40	120	5824.980743	5725-5850	PASS
30	120	5824.981230	5725-5850	PASS
20	120	5824.996510	5725-5850	PASS
10	120	5824.962178	5725-5850	PASS
0	120	5824.990532	5725-5850	PASS
-10	120	5824.962005	5725-5850	PASS
-20	120	5824.964886	5725-5850	PASS

Environment Temperature (°C)	Volage (V)	Measured Frequency (MHz)	limit Range	Test Result
20	108	5824.977068	5725-5850	PASS
	120	5824.997590	5725-5850	PASS
	132	5824.971971	5725-5850	PASS

This report shall not be reproduced except in full, without the written approval of Compliance Certification Services.

Antenna 0

IEEE 802.11n HT 20 MHz mode / 5180 ~ 5240MHz (Low)

Environment Temperature (°C)	Volage (V)	Measured Frequency (MHz)	limit Range	Test Result
50	120	5179.978898	5150-5250	PASS
40	120	5179.990061	5150-5250	PASS
30	120	5179.987105	5150-5250	PASS
20	120	5179.998570	5150-5250	PASS
10	120	5179.983521	5150-5250	PASS
0	120	5179.981250	5150-5250	PASS
-10	120	5179.971077	5150-5250	PASS
-20	120	5179.970967	5150-5250	PASS

Environment Temperature (°C)	Volage (V)	Measured Frequency (MHz)	limit Range	Test Result
20	108	5179.991426	5150-5250	PASS
	120	5179.983700	5150-5250	PASS
	132	5179.995794	5150-5250	PASS

IEEE 802.11n HT 20 MHz mode / 5180 ~ 5240MHz (High)

Environment Temperature (°C)	Volage (V)	Measured Frequency (MHz)	limit Range	Test Result
50	120	5239.993633	5150-5250	PASS
40	120	5239.965918	5150-5250	PASS
30	120	5239.995467	5150-5250	PASS
20	120	5239.997890	5150-5250	PASS
10	120	5239.962199	5150-5250	PASS
0	120	5239.967942	5150-5250	PASS
-10	120	5239.993962	5150-5250	PASS
-20	120	5239.982828	5150-5250	PASS

Environment Temperature (°C)	Volage (V)	Measured Frequency (MHz)	limit Range	Test Result
20	108	5239.968574	5150-5250	PASS
	120	5239.993700	5150-5250	PASS
	132	5239.975407	5150-5250	PASS

This report shall not be reproduced except in full, without the written approval of Compliance Certification Services.

IEEE 802.11n HT 20 MHz mode / 5260 ~ 5320MHz (Low)

Environment Temperature (°C)	Volage (V)	Measured Frequency (MHz)	limit Range	Test Result
50	120	5259.994593	5250-5350	PASS
40	120	5259.972970	5250-5350	PASS
30	120	5259.957325	5250-5350	PASS
20	120	5259.995720	5250-5350	PASS
10	120	5259.992421	5250-5350	PASS
0	120	5259.999323	5250-5350	PASS
-10	120	5259.988018	5250-5350	PASS
-20	120	5259.974541	5250-5350	PASS

Environment Temperature (°C)	Volage (V)	Measured Frequency (MHz)	limit Range	Test Result
20	108	5259.978229	5250-5350	PASS
	120	5259.992600	5250-5350	PASS
	132	5259.958295	5250-5350	PASS

IEEE 802.11n HT 20 MHz mode / 5260 ~ 5320MHz (High)

Environment Temperature (°C)	Volage (V)	Measured Frequency (MHz)	limit Range	Test Result
50	120	5319.995659	5250-5350	PASS
40	120	5319.979801	5250-5350	PASS
30	120	5319.977589	5250-5350	PASS
20	120	5319.998650	5250-5350	PASS
10	120	5319.989587	5250-5350	PASS
0	120	5319.959789	5250-5350	PASS
-10	120	5319.971328	5250-5350	PASS
-20	120	5319.963916	5250-5350	PASS

Environment Temperature (°C)	Volage (V)	Measured Frequency (MHz)	limit Range	Test Result
20	108	5319.988589	5250-5350	PASS
	120	5319.993700	5250-5350	PASS
	132	5319.983308	5250-5350	PASS

This report shall not be reproduced except in full, without the written approval of Compliance Certification Services.

IEEE 802.11n HT 20 MHz mode / 5500 ~ 5700MHz (Low)

Environment Temperature (°C)	Volage (V)	Measured Frequency (MHz)	limit Range	Test Result
50	120	5499.994127	5475-5725	PASS
40	120	5499.998384	5475-5725	PASS
30	120	5499.980613	5475-5725	PASS
20	120	5499.994820	5475-5725	PASS
10	120	5499.993740	5475-5725	PASS
0	120	5499.999230	5475-5725	PASS
-10	120	5499.982040	5475-5725	PASS
-20	120	5499.977089	5475-5725	PASS

Environment Temperature (°C)	Volage (V)	Measured Frequency (MHz)	limit Range	Test Result
20	108	5499.965320	5475-5725	PASS
	120	5499.997000	5475-5725	PASS
	132	5499.952031	5475-5725	PASS

IEEE 802.11n HT 20 MHz mode / 5500 ~ 5700MHz (High)

Environment Temperature (°C)	Volage (V)	Measured Frequency (MHz)	limit Range	Test Result
50	120	5699.973666	5475-5725	PASS
40	120	5699.967832	5475-5725	PASS
30	120	5699.998275	5475-5725	PASS
20	120	5699.991900	5475-5725	PASS
10	120	5699.988358	5475-5725	PASS
0	120	5699.956120	5475-5725	PASS
-10	120	5699.955280	5475-5725	PASS
-20	120	5699.962067	5475-5725	PASS

Environment Temperature (°C)	Volage (V)	Measured Frequency (MHz)	limit Range	Test Result
20	108	5699.998885	5475-5725	PASS
	120	5699.998350	5475-5725	PASS
	132	5699.958370	5475-5725	PASS

This report shall not be reproduced except in full, without the written approval of Compliance Certification Services.

IEEE 802.11n HT 20 MHz mode / 5745 ~ 5825MHz (Low)

Environment Temperature (°C)	Volage (V)	Measured Frequency (MHz)	limit Range	Test Result
50	120	5744.953494	5725-5850	PASS
40	120	5744.975016	5725-5850	PASS
30	120	5744.973069	5725-5850	PASS
20	120	5744.998290	5725-5850	PASS
10	120	5744.986924	5725-5850	PASS
0	120	5744.963628	5725-5850	PASS
-10	120	5744.978016	5725-5850	PASS
-20	120	5744.999677	5725-5850	PASS

Environment Temperature (°C)	Volage (V)	Measured Frequency (MHz)	limit Range	Test Result
20	108	5744.956250	5725-5850	PASS
	120	5744.998420	5725-5850	PASS
	132	5744.980316	5725-5850	PASS

IEEE 802.11n HT 20 MHz mode / 5745 ~ 5825MHz (High)

Environment Temperature (°C)	Volage (V)	Measured Frequency (MHz)	limit Range	Test Result
50	120	5824.974961	5725-5850	PASS
40	120	5824.971800	5725-5850	PASS
30	120	5824.959246	5725-5850	PASS
20	120	5824.997810	5725-5850	PASS
10	120	5824.989641	5725-5850	PASS
0	120	5824.993249	5725-5850	PASS
-10	120	5824.977906	5725-5850	PASS
-20	120	5824.994472	5725-5850	PASS

Environment Temperature (°C)	Volage (V)	Measured Frequency (MHz)	limit Range	Test Result
20	108	5824.982094	5725-5850	PASS
	120	5824.995700	5725-5850	PASS
	132	5824.965011	5725-5850	PASS

This report shall not be reproduced except in full, without the written approval of Compliance Certification Services.

Antenna 1

IEEE 802.11n HT 20 MHz mode / 5180 ~ 5240MHz (Low)

Environment Temperature (°C)	Volage (V)	Measured Frequency (MHz)	limit Range	Test Result
50	120	5179.956833	5150-5250	PASS
40	120	5179.953874	5150-5250	PASS
30	120	5179.958064	5150-5250	PASS
20	120	5179.994200	5150-5250	PASS
10	120	5179.981858	5150-5250	PASS
0	120	5179.949394	5150-5250	PASS
-10	120	5179.949593	5150-5250	PASS
-20	120	5179.970385	5150-5250	PASS

Environment Temperature (°C)	Volage (V)	Measured Frequency (MHz)	limit Range	Test Result
20	108	5179.999904	5150-5250	PASS
	120	5179.995300	5150-5250	PASS
	132	5179.980678	5150-5250	PASS

IEEE 802.11n HT 20 MHz mode / 5180 ~ 5240MHz (High)

Environment Temperature (°C)	Volage (V)	Measured Frequency (MHz)	limit Range	Test Result
50	120	5239.980859	5150-5250	PASS
40	120	5239.976752	5150-5250	PASS
30	120	5239.990291	5150-5250	PASS
20	120	5240.003600	5150-5250	PASS
10	120	5239.995389	5150-5250	PASS
0	120	5239.979130	5150-5250	PASS
-10	120	5239.972489	5150-5250	PASS
-20	120	5239.996434	5150-5250	PASS

Environment Temperature (°C)	Volage (V)	Measured Frequency (MHz)	limit Range	Test Result
20	108	5239.955602	5150-5250	PASS
	120	5240.008000	5150-5250	PASS
	132	5239.961334	5150-5250	PASS

This report shall not be reproduced except in full, without the written approval of Compliance Certification Services.

IEEE 802.11n HT 20 MHz mode / 5260 ~ 5320MHz (Low)

Environment Temperature (°C)	Volage (V)	Measured Frequency (MHz)	limit Range	Test Result
50	120	5259.985791	5250-5350	PASS
40	120	5259.976428	5250-5350	PASS
30	120	5259.970210	5250-5350	PASS
20	120	5260.004000	5250-5350	PASS
10	120	5259.986364	5250-5350	PASS
0	120	5259.990489	5250-5350	PASS
-10	120	5259.971193	5250-5350	PASS
-20	120	5259.979399	5250-5350	PASS

Environment Temperature (°C)	Volage (V)	Measured Frequency (MHz)	limit Range	Test Result
20	108	5259.991960	5250-5350	PASS
	120	5260.007000	5250-5350	PASS
	132	5259.997952	5250-5350	PASS

IEEE 802.11n HT 20 MHz mode / 5260 ~ 5320MHz (High)

Environment Temperature (°C)	Volage (V)	Measured Frequency (MHz)	limit Range	Test Result
50	120	5319.966182	5250-5350	PASS
40	120	5319.998389	5250-5350	PASS
30	120	5319.966108	5250-5350	PASS
20	120	5320.006000	5250-5350	PASS
10	120	5319.953887	5250-5350	PASS
0	120	5319.978162	5250-5350	PASS
-10	120	5319.957132	5250-5350	PASS
-20	120	5319.953428	5250-5350	PASS

Environment Temperature (°C)	Volage (V)	Measured Frequency (MHz)	limit Range	Test Result
20	108	5319.993496	5250-5350	PASS
	120	5320.001000	5250-5350	PASS
	132	5319.969350	5250-5350	PASS

This report shall not be reproduced except in full, without the written approval of Compliance Certification Services.

IEEE 802.11n HT 20 MHz mode / 5500 ~ 5700MHz (Low)

Environment Temperature (°C)	Volage (V)	Measured Frequency (MHz)	limit Range	Test Result
50	120	5499.968586	5475-5725	PASS
40	120	5499.979614	5475-5725	PASS
30	120	5499.969174	5475-5725	PASS
20	120	5500.005000	5475-5725	PASS
10	120	5499.971151	5475-5725	PASS
0	120	5499.971532	5475-5725	PASS
-10	120	5499.990387	5475-5725	PASS
-20	120	5499.973354	5475-5725	PASS

Environment Temperature (°C)	Volage (V)	Measured Frequency (MHz)	limit Range	Test Result
20	108	5499.988455	5475-5725	PASS
	120	5500.005000	5475-5725	PASS
	132	5499.975212	5475-5725	PASS

IEEE 802.11n HT 20 MHz mode / 5500 ~ 5700MHz (High)

Environment Temperature (°C)	Volage (V)	Measured Frequency (MHz)	limit Range	Test Result
50	120	5699.982192	5475-5725	PASS
40	120	5699.957592	5475-5725	PASS
30	120	5699.953731	5475-5725	PASS
20	120	5699.998300	5475-5725	PASS
10	120	5699.970413	5475-5725	PASS
0	120	5699.951837	5475-5725	PASS
-10	120	5699.997891	5475-5725	PASS
-20	120	5699.964968	5475-5725	PASS

Environment Temperature (°C)	Volage (V)	Measured Frequency (MHz)	limit Range	Test Result
20	108	5699.975285	5475-5725	PASS
	120	5699.992700	5475-5725	PASS
	132	5699.972474	5475-5725	PASS

This report shall not be reproduced except in full, without the written approval of Compliance Certification Services.

IEEE 802.11n HT 20 MHz mode / 5745 ~ 5825MHz (Low)

Environment Temperature (°C)	Volage (V)	Measured Frequency (MHz)	limit Range	Test Result
50	120	5744.979619	5725-5850	PASS
40	120	5744.956529	5725-5850	PASS
30	120	5744.950148	5725-5850	PASS
20	120	5744.996200	5725-5850	PASS
10	120	5744.984528	5725-5850	PASS
0	120	5744.985679	5725-5850	PASS
-10	120	5744.985057	5725-5850	PASS
-20	120	5744.957390	5725-5850	PASS

Environment Temperature (°C)	Volage (V)	Measured Frequency (MHz)	limit Range	Test Result
20	108	5744.969422	5725-5850	PASS
	120	5744.994100	5725-5850	PASS
	132	5744.969539	5725-5850	PASS

IEEE 802.11n HT 20 MHz mode / 5745 ~ 5825MHz (High)

Environment Temperature (°C)	Volage (V)	Measured Frequency (MHz)	limit Range	Test Result
50	120	5824.992706	5725-5850	PASS
40	120	5824.972196	5725-5850	PASS
30	120	5824.982372	5725-5850	PASS
20	120	5824.997200	5725-5850	PASS
10	120	5824.949589	5725-5850	PASS
0	120	5824.950822	5725-5850	PASS
-10	120	5824.965672	5725-5850	PASS
-20	120	5824.997491	5725-5850	PASS

Environment Temperature (°C)	Volage (V)	Measured Frequency (MHz)	limit Range	Test Result
20	108	5824.973279	5725-5850	PASS
	120	5824.992900	5725-5850	PASS
	132	5824.962638	5725-5850	PASS

This report shall not be reproduced except in full, without the written approval of Compliance Certification Services.

Antenna 2

IEEE 802.11n HT 20 MHz mode / 5180 ~ 5240MHz (Low)

Environment Temperature (°C)	Volage (V)	Measured Frequency (MHz)	limit Range	Test Result
50	120	5179.965908	5150-5250	PASS
40	120	5179.960280	5150-5250	PASS
30	120	5179.963804	5150-5250	PASS
20	120	5179.993300	5150-5250	PASS
10	120	5179.987987	5150-5250	PASS
0	120	5179.956741	5150-5250	PASS
-10	120	5179.965461	5150-5250	PASS
-20	120	5179.965283	5150-5250	PASS

Environment Temperature (°C)	Volage (V)	Measured Frequency (MHz)	limit Range	Test Result
20	108	5179.977839	5150-5250	PASS
	120	5179.996200	5150-5250	PASS
	132	5179.958207	5150-5250	PASS

IEEE 802.11n HT 20 MHz mode / 5180 ~ 5240MHz (High)

Environment Temperature (°C)	Volage (V)	Measured Frequency (MHz)	limit Range	Test Result
50	120	5239.969324	5150-5250	PASS
40	120	5239.955085	5150-5250	PASS
30	120	5239.966413	5150-5250	PASS
20	120	5239.995000	5150-5250	PASS
10	120	5239.957347	5150-5250	PASS
0	120	5239.951071	5150-5250	PASS
-10	120	5239.973947	5150-5250	PASS
-20	120	5239.993779	5150-5250	PASS

Environment Temperature (°C)	Volage (V)	Measured Frequency (MHz)	limit Range	Test Result
20	108	5239.994355	5150-5250	PASS
	120	5239.998310	5150-5250	PASS
	132	5239.961714	5150-5250	PASS

This report shall not be reproduced except in full, without the written approval of Compliance Certification Services.

IEEE 802.11n HT 20 MHz mode / 5260 ~ 5320MHz (Low)

Environment Temperature (°C)	Volage (V)	Measured Frequency (MHz)	limit Range	Test Result
50	120	5259.971146	5250-5350	PASS
40	120	5259.996027	5250-5350	PASS
30	120	5259.993559	5250-5350	PASS
20	120	5259.998200	5250-5350	PASS
10	120	5259.983985	5250-5350	PASS
0	120	5259.954839	5250-5350	PASS
-10	120	5259.996386	5250-5350	PASS
-20	120	5259.989678	5250-5350	PASS

Environment Temperature (°C)	Volage (V)	Measured Frequency (MHz)	limit Range	Test Result
20	108	5259.952882	5250-5350	PASS
	120	5259.993700	5250-5350	PASS
	132	5259.988983	5250-5350	PASS

IEEE 802.11n HT 20 MHz mode / 5260 ~ 5320MHz (High)

Environment Temperature (°C)	Volage (V)	Measured Frequency (MHz)	limit Range	Test Result
50	120	5319.962086	5250-5350	PASS
40	120	5319.970352	5250-5350	PASS
30	120	5319.976148	5250-5350	PASS
20	120	5319.995200	5250-5350	PASS
10	120	5319.982582	5250-5350	PASS
0	120	5319.974121	5250-5350	PASS
-10	120	5319.956036	5250-5350	PASS
-20	120	5319.973216	5250-5350	PASS

Environment Temperature (°C)	Volage (V)	Measured Frequency (MHz)	limit Range	Test Result
20	108	5319.957760	5250-5350	PASS
	120	5319.994600	5250-5350	PASS
	132	5319.974051	5250-5350	PASS

This report shall not be reproduced except in full, without the written approval of Compliance Certification Services.

IEEE 802.11n HT 20 MHz mode / 5500 ~ 5700MHz (Low)

Environment Temperature (°C)	Volage (V)	Measured Frequency (MHz)	limit Range	Test Result
50	120	5499.986161	5475-5725	PASS
40	120	5499.975400	5475-5725	PASS
30	120	5499.955461	5475-5725	PASS
20	120	5499.997200	5475-5725	PASS
10	120	5499.952439	5475-5725	PASS
0	120	5499.961513	5475-5725	PASS
-10	120	5499.977218	5475-5725	PASS
-20	120	5499.993367	5475-5725	PASS

Environment Temperature (°C)	Volage (V)	Measured Frequency (MHz)	limit Range	Test Result
20	108	5499.981001	5475-5725	PASS
	120	5499.995300	5475-5725	PASS
	132	5499.954676	5475-5725	PASS

IEEE 802.11n HT 20 MHz mode / 5500 ~ 5700MHz (High)

Environment Temperature (°C)	Volage (V)	Measured Frequency (MHz)	limit Range	Test Result
50	120	5699.994653	5475-5725	PASS
40	120	5699.949362	5475-5725	PASS
30	120	5699.966116	5475-5725	PASS
20	120	5699.994200	5475-5725	PASS
10	120	5699.963480	5475-5725	PASS
0	120	5699.990266	5475-5725	PASS
-10	120	5699.961639	5475-5725	PASS
-20	120	5699.990297	5475-5725	PASS

Environment Temperature (°C)	Volage (V)	Measured Frequency (MHz)	limit Range	Test Result
20	108	5699.995595	5475-5725	PASS
	120	5699.994600	5475-5725	PASS
	132	5699.986636	5475-5725	PASS

This report shall not be reproduced except in full, without the written approval of Compliance Certification Services.

IEEE 802.11n HT 20 MHz mode / 5745 ~ 5825MHz (Low)

Environment Temperature (°C)	Volage (V)	Measured Frequency (MHz)	limit Range	Test Result
50	120	5744.980957	5725-5850	PASS
40	120	5744.960054	5725-5850	PASS
30	120	5744.957326	5725-5850	PASS
20	120	5744.998260	5725-5850	PASS
10	120	5744.990184	5725-5850	PASS
0	120	5744.991481	5725-5850	PASS
-10	120	5744.953184	5725-5850	PASS
-20	120	5744.950860	5725-5850	PASS

Environment Temperature (°C)	Volage (V)	Measured Frequency (MHz)	limit Range	Test Result
20	108	5744.977960	5725-5850	PASS
	120	5744.998720	5725-5850	PASS
	132	5744.953568	5725-5850	PASS

IEEE 802.11n HT 20 MHz mode / 5745 ~ 5825MHz (High)

Environment Temperature (°C)	Volage (V)	Measured Frequency (MHz)	limit Range	Test Result
50	120	5824.971682	5725-5850	PASS
40	120	5824.998228	5725-5850	PASS
30	120	5824.956116	5725-5850	PASS
20	120	5824.997280	5725-5850	PASS
10	120	5824.961352	5725-5850	PASS
0	120	5824.967048	5725-5850	PASS
-10	120	5824.986903	5725-5850	PASS
-20	120	5824.986477	5725-5850	PASS

Environment Temperature (°C)	Volage (V)	Measured Frequency (MHz)	limit Range	Test Result
20	108	5824.987705	5725-5850	PASS
	120	5824.997780	5725-5850	PASS
	132	5824.970361	5725-5850	PASS

This report shall not be reproduced except in full, without the written approval of Compliance Certification Services.

Antenna 0

IEEE 802.11n HT 40 MHz mode / 5190 ~ 5230MHz (Low)

Environment Temperature (°C)	Volage (V)	Measured Frequency (MHz)	limit Range	Test Result
50	120	5189.967283	5150-5250	PASS
40	120	5189.996329	5150-5250	PASS
30	120	5189.983107	5150-5250	PASS
20	120	5189.998200	5150-5250	PASS
10	120	5189.999428	5150-5250	PASS
0	120	5189.980518	5150-5250	PASS
-10	120	5189.988955	5150-5250	PASS
-20	120	5189.978151	5150-5250	PASS

Environment Temperature (°C)	Volage (V)	Measured Frequency (MHz)	limit Range	Test Result
20	108	5189.993167	5150-5250	PASS
	120	5189.998290	5150-5250	PASS
	132	5189.961423	5150-5250	PASS

IEEE 802.11n HT 40 MHz mode / 5190 ~ 5230MHz (High)

Environment Temperature (°C)	Volage (V)	Measured Frequency (MHz)	limit Range	Test Result
50	120	5229.953704	5150-5250	PASS
40	120	5229.987439	5150-5250	PASS
30	120	5229.997380	5150-5250	PASS
20	120	5230.002000	5150-5250	PASS
10	120	5229.964955	5150-5250	PASS
0	120	5229.984460	5150-5250	PASS
-10	120	5229.987662	5150-5250	PASS
-20	120	5229.949250	5150-5250	PASS

Environment Temperature (°C)	Volage (V)	Measured Frequency (MHz)	limit Range	Test Result
20	108	5229.968586	5150-5250	PASS
	120	5230.009000	5150-5250	PASS
	132	5229.951871	5150-5250	PASS

This report shall not be reproduced except in full, without the written approval of Compliance Certification Services.

IEEE 802.11n HT 40 MHz mode / 5270 ~ 5310MHz (Low)

Environment Temperature (°C)	Volage (V)	Measured Frequency (MHz)	limit Range	Test Result
50	120	5269.961372	5250-5350	PASS
40	120	5269.968804	5250-5350	PASS
30	120	5269.989696	5250-5350	PASS
20	120	5270.007000	5250-5350	PASS
10	120	5269.975677	5250-5350	PASS
0	120	5269.991158	5250-5350	PASS
-10	120	5269.953242	5250-5350	PASS
-20	120	5269.975327	5250-5350	PASS

Environment Temperature (°C)	Volage (V)	Measured Frequency (MHz)	limit Range	Test Result
20	108	5269.983922	5250-5350	PASS
	120	5270.003000	5250-5350	PASS
	132	5269.961273	5250-5350	PASS

IEEE 802.11n HT 40 MHz mode / 5270 ~ 5310MHz (High)

Environment Temperature (°C)	Volage (V)	Measured Frequency (MHz)	limit Range	Test Result
50	120	5309.976410	5250-5350	PASS
40	120	5309.949543	5250-5350	PASS
30	120	5309.963094	5250-5350	PASS
20	120	5310.004000	5250-5350	PASS
10	120	5309.962090	5250-5350	PASS
0	120	5309.998500	5250-5350	PASS
-10	120	5309.961191	5250-5350	PASS
-20	120	5309.977657	5250-5350	PASS

Environment Temperature (°C)	Volage (V)	Measured Frequency (MHz)	limit Range	Test Result
20	108	5309.993603	5250-5350	PASS
	120	5310.001600	5250-5350	PASS
	132	5309.955563	5250-5350	PASS

This report shall not be reproduced except in full, without the written approval of Compliance Certification Services.

IEEE 802.11n HT 40 MHz mode / 5510 ~ 5670MHz (Low)

Environment Temperature (°C)	Volage (V)	Measured Frequency (MHz)	limit Range	Test Result
50	120	5509.978653	5475-5725	PASS
40	120	5509.986919	5475-5725	PASS
30	120	5509.976791	5475-5725	PASS
20	120	5510.008000	5475-5725	PASS
10	120	5509.994551	5475-5725	PASS
0	120	5509.964564	5475-5725	PASS
-10	120	5509.952262	5475-5725	PASS
-20	120	5509.973817	5475-5725	PASS

Environment Temperature (°C)	Volage (V)	Measured Frequency (MHz)	limit Range	Test Result
20	108	5509.993406	5475-5725	PASS
	120	5510.002800	5475-5725	PASS
	132	5509.983582	5475-5725	PASS

IEEE 802.11n HT 40 MHz mode / 5510 ~ 5670MHz (High)

Environment Temperature (°C)	Volage (V)	Measured Frequency (MHz)	limit Range	Test Result
50	120	5669.962379	5475-5725	PASS
40	120	5669.975941	5475-5725	PASS
30	120	5669.957429	5475-5725	PASS
20	120	5670.007000	5475-5725	PASS
10	120	5669.996506	5475-5725	PASS
0	120	5669.984118	5475-5725	PASS
-10	120	5669.999797	5475-5725	PASS
-20	120	5669.991099	5475-5725	PASS

Environment Temperature (°C)	Volage (V)	Measured Frequency (MHz)	limit Range	Test Result
20	108	5669.995670	5475-5725	PASS
	120	5670.006000	5475-5725	PASS
	132	5669.963761	5475-5725	PASS

This report shall not be reproduced except in full, without the written approval of Compliance Certification Services.

IEEE 802.11n HT 40 MHz mode / 5755 ~ 5795MHz (Low)

Environment Temperature (°C)	Volage (V)	Measured Frequency (MHz)	limit Range	Test Result
50	120	5754.961154	5725-5850	PASS
40	120	5754.988297	5725-5850	PASS
30	120	5754.972361	5725-5850	PASS
20	120	5754.996580	5725-5850	PASS
10	120	5754.992249	5725-5850	PASS
0	120	5754.956669	5725-5850	PASS
-10	120	5754.966867	5725-5850	PASS
-20	120	5754.957027	5725-5850	PASS

Environment Temperature (°C)	Volage (V)	Measured Frequency (MHz)	limit Range	Test Result
20	108	5754.986925	5725-5850	PASS
	120	5754.997420	5725-5850	PASS
	132	5754.958927	5725-5850	PASS

IEEE 802.11n HT 40 MHz mode / 5755 ~ 5795MHz (High)

Environment Temperature (°C)	Volage (V)	Measured Frequency (MHz)	limit Range	Test Result
50	120	5794.955427	5725-5850	PASS
40	120	5794.974049	5725-5850	PASS
30	120	5794.958475	5725-5850	PASS
20	120	5794.997100	5725-5850	PASS
10	120	5794.996843	5725-5850	PASS
0	120	5794.981402	5725-5850	PASS
-10	120	5794.992061	5725-5850	PASS
-20	120	5794.961212	5725-5850	PASS

Environment Temperature (°C)	Volage (V)	Measured Frequency (MHz)	limit Range	Test Result
20	108	5794.951409	5725-5850	PASS
	120	5794.997260	5725-5850	PASS
	132	5794.995363	5725-5850	PASS

This report shall not be reproduced except in full, without the written approval of Compliance Certification Services.

Antenna 1

IEEE 802.11n HT 40 MHz mode / 5190 ~ 5230MHz (Low)

Environment Temperature (°C)	Volage (V)	Measured Frequency (MHz)	limit Range	Test Result
50	120	5189.981388	5150-5250	PASS
40	120	5189.973204	5150-5250	PASS
30	120	5189.977156	5150-5250	PASS
20	120	5190.003000	5150-5250	PASS
10	120	5189.997525	5150-5250	PASS
0	120	5189.982221	5150-5250	PASS
-10	120	5189.999072	5150-5250	PASS
-20	120	5189.956619	5150-5250	PASS

Environment Temperature (°C)	Volage (V)	Measured Frequency (MHz)	limit Range	Test Result
20	108	5189.972396	5150-5250	PASS
	120	5190.002000	5150-5250	PASS
	132	5189.981803	5150-5250	PASS

IEEE 802.11n HT 40 MHz mode / 5190 ~ 5230MHz (High)

Environment Temperature (°C)	Volage (V)	Measured Frequency (MHz)	limit Range	Test Result
50	120	5229.996500	5150-5250	PASS
40	120	5229.981396	5150-5250	PASS
30	120	5229.985633	5150-5250	PASS
20	120	5230.006000	5150-5250	PASS
10	120	5229.975301	5150-5250	PASS
0	120	5229.960709	5150-5250	PASS
-10	120	5229.977010	5150-5250	PASS
-20	120	5229.952879	5150-5250	PASS

Environment Temperature (°C)	Volage (V)	Measured Frequency (MHz)	limit Range	Test Result
20	108	5229.958494	5150-5250	PASS
	120	5230.002000	5150-5250	PASS
	132	5229.974137	5150-5250	PASS

This report shall not be reproduced except in full, without the written approval of Compliance Certification Services.

IEEE 802.11n HT 40 MHz mode / 5270 ~ 5310MHz (Low)

Environment Temperature (°C)	Volage (V)	Measured Frequency (MHz)	limit Range	Test Result
50	120	5269.995086	5250-5350	PASS
40	120	5269.977623	5250-5350	PASS
30	120	5269.978202	5250-5350	PASS
20	120	5270.008000	5250-5350	PASS
10	120	5269.982273	5250-5350	PASS
0	120	5269.961297	5250-5350	PASS
-10	120	5269.966369	5250-5350	PASS
-20	120	5269.950455	5250-5350	PASS

Environment Temperature (°C)	Volage (V)	Measured Frequency (MHz)	limit Range	Test Result
20	108	5269.970334	5250-5350	PASS
	120	5270.003000	5250-5350	PASS
	132	5269.976284	5250-5350	PASS

IEEE 802.11n HT 40 MHz mode / 5270 ~ 5310MHz (High)

Environment Temperature (°C)	Volage (V)	Measured Frequency (MHz)	limit Range	Test Result
50	120	5309.974543	5250-5350	PASS
40	120	5309.951189	5250-5350	PASS
30	120	5309.976553	5250-5350	PASS
20	120	5310.007000	5250-5350	PASS
10	120	5309.964239	5250-5350	PASS
0	120	5309.958494	5250-5350	PASS
-10	120	5309.980143	5250-5350	PASS
-20	120	5309.988339	5250-5350	PASS

Environment Temperature (°C)	Volage (V)	Measured Frequency (MHz)	limit Range	Test Result
20	108	5309.975013	5250-5350	PASS
	120	5310.004100	5250-5350	PASS
	132	5309.985741	5250-5350	PASS

This report shall not be reproduced except in full, without the written approval of Compliance Certification Services.

IEEE 802.11n HT 40 MHz mode / 5510 ~ 5670MHz (Low)

Environment Temperature (°C)	Volage (V)	Measured Frequency (MHz)	limit Range	Test Result
50	120	5509.972864	5475-5725	PASS
40	120	5509.990661	5475-5725	PASS
30	120	5509.968377	5475-5725	PASS
20	120	5509.992800	5475-5725	PASS
10	120	5509.991021	5475-5725	PASS
0	120	5509.977614	5475-5725	PASS
-10	120	5509.992771	5475-5725	PASS
-20	120	5509.961864	5475-5725	PASS

Environment Temperature (°C)	Volage (V)	Measured Frequency (MHz)	limit Range	Test Result
20	108	5509.964144	5475-5725	PASS
	120	5510.003690	5475-5725	PASS
	132	5509.988008	5475-5725	PASS

IEEE 802.11n HT 40 MHz mode / 5510 ~ 5670MHz (High)

Environment Temperature (°C)	Volage (V)	Measured Frequency (MHz)	limit Range	Test Result
50	120	5669.999318	5475-5725	PASS
40	120	5669.986162	5475-5725	PASS
30	120	5669.993030	5475-5725	PASS
20	120	5669.993700	5475-5725	PASS
10	120	5669.968828	5475-5725	PASS
0	120	5669.965633	5475-5725	PASS
-10	120	5669.953808	5475-5725	PASS
-20	120	5669.973605	5475-5725	PASS

Environment Temperature (°C)	Volage (V)	Measured Frequency (MHz)	limit Range	Test Result
20	108	5669.960124	5475-5725	PASS
	120	5670.007000	5475-5725	PASS
	132	5669.968414	5475-5725	PASS

This report shall not be reproduced except in full, without the written approval of Compliance Certification Services.

IEEE 802.11n HT 40 MHz mode / 5755 ~ 5795MHz (Low)

Environment Temperature (°C)	Volage (V)	Measured Frequency (MHz)	limit Range	Test Result
50	120	5754.951894	5725-5850	PASS
40	120	5754.969397	5725-5850	PASS
30	120	5754.974147	5725-5850	PASS
20	120	5754.997100	5725-5850	PASS
10	120	5754.991613	5725-5850	PASS
0	120	5754.996937	5725-5850	PASS
-10	120	5754.999128	5725-5850	PASS
-20	120	5754.971813	5725-5850	PASS

Environment Temperature (°C)	Volage (V)	Measured Frequency (MHz)	limit Range	Test Result
20	108	5754.970421	5725-5850	PASS
	120	5754.996300	5725-5850	PASS
	132	5754.994487	5725-5850	PASS

IEEE 802.11n HT 40 MHz mode / 5755 ~ 5795MHz (High)

Environment Temperature (°C)	Volage (V)	Measured Frequency (MHz)	limit Range	Test Result
50	120	5794.981643	5725-5850	PASS
40	120	5794.979671	5725-5850	PASS
30	120	5794.994078	5725-5850	PASS
20	120	5794.996200	5725-5850	PASS
10	120	5794.969164	5725-5850	PASS
0	120	5794.996647	5725-5850	PASS
-10	120	5794.987564	5725-5850	PASS
-20	120	5794.962906	5725-5850	PASS

Environment Temperature (°C)	Volage (V)	Measured Frequency (MHz)	limit Range	Test Result
20	108	5794.954659	5725-5850	PASS
	120	5794.997100	5725-5850	PASS
	132	5794.999832	5725-5850	PASS

This report shall not be reproduced except in full, without the written approval of Compliance Certification Services.

Antenna 2

IEEE 802.11n HT 40 MHz mode / 5190 ~ 5230MHz (Low)

Environment Temperature (°C)	Volage (V)	Measured Frequency (MHz)	limit Range	Test Result
50	120	5189.991309	5150-5250	PASS
40	120	5189.985549	5150-5250	PASS
30	120	5189.994852	5150-5250	PASS
20	120	5189.997200	5150-5250	PASS
10	120	5189.960717	5150-5250	PASS
0	120	5189.982567	5150-5250	PASS
-10	120	5189.955897	5150-5250	PASS
-20	120	5189.966405	5150-5250	PASS

Environment Temperature (°C)	Volage (V)	Measured Frequency (MHz)	limit Range	Test Result
20	108	5189.950272	5150-5250	PASS
	120	5189.992800	5150-5250	PASS
	132	5189.969100	5150-5250	PASS

IEEE 802.11n HT 40 MHz mode / 5190 ~ 5230MHz (High)

Environment Temperature (°C)	Volage (V)	Measured Frequency (MHz)	limit Range	Test Result
50	120	5229.971407	5150-5250	PASS
40	120	5229.952631	5150-5250	PASS
30	120	5229.990605	5150-5250	PASS
20	120	5230.005100	5150-5250	PASS
10	120	5229.969489	5150-5250	PASS
0	120	5229.961702	5150-5250	PASS
-10	120	5229.965304	5150-5250	PASS
-20	120	5229.949027	5150-5250	PASS

Environment Temperature (°C)	Volage (V)	Measured Frequency (MHz)	limit Range	Test Result
20	108	5229.982364	5150-5250	PASS
	120	5230.007000	5150-5250	PASS
	132	5229.958245	5150-5250	PASS

This report shall not be reproduced except in full, without the written approval of Compliance Certification Services.

IEEE 802.11n HT 40 MHz mode / 5270 ~ 5310MHz (Low)

Environment Temperature (°C)	Volage (V)	Measured Frequency (MHz)	limit Range	Test Result
50	120	5269.998593	5250-5350	PASS
40	120	5269.973768	5250-5350	PASS
30	120	5269.973920	5250-5350	PASS
20	120	5270.004000	5250-5350	PASS
10	120	5269.954203	5250-5350	PASS
0	120	5269.950691	5250-5350	PASS
-10	120	5269.965890	5250-5350	PASS
-20	120	5269.963916	5250-5350	PASS

Environment Temperature (°C)	Volage (V)	Measured Frequency (MHz)	limit Range	Test Result
20	108	5269.969620	5250-5350	PASS
	120	5270.007000	5250-5350	PASS
	132	5269.981489	5250-5350	PASS

IEEE 802.11n HT 40 MHz mode / 5270 ~ 5310MHz (High)

Environment Temperature (°C)	Volage (V)	Measured Frequency (MHz)	limit Range	Test Result
50	120	5309.969989	5250-5350	PASS
40	120	5309.995615	5250-5350	PASS
30	120	5309.964683	5250-5350	PASS
20	120	5310.002000	5250-5350	PASS
10	120	5309.974867	5250-5350	PASS
0	120	5309.974299	5250-5350	PASS
-10	120	5309.976940	5250-5350	PASS
-20	120	5309.968007	5250-5350	PASS

Environment Temperature (°C)	Volage (V)	Measured Frequency (MHz)	limit Range	Test Result
20	108	5309.953252	5250-5350	PASS
	120	5310.001000	5250-5350	PASS
	132	5309.994353	5250-5350	PASS

This report shall not be reproduced except in full, without the written approval of Compliance Certification Services.

IEEE 802.11n HT 40 MHz mode / 5510 ~ 5670MHz (Low)

Environment Temperature (°C)	Volage (V)	Measured Frequency (MHz)	limit Range	Test Result
50	120	5509.963368	5475-5725	PASS
40	120	5509.967359	5475-5725	PASS
30	120	5509.951142	5475-5725	PASS
20	120	5510.008000	5475-5725	PASS
10	120	5509.965329	5475-5725	PASS
0	120	5509.969690	5475-5725	PASS
-10	120	5509.955920	5475-5725	PASS
-20	120	5509.976254	5475-5725	PASS

Environment Temperature (°C)	Volage (V)	Measured Frequency (MHz)	limit Range	Test Result
20	108	5509.959772	5475-5725	PASS
	120	5510.000000	5475-5725	PASS
	132	5509.964972	5475-5725	PASS

IEEE 802.11n HT 40 MHz mode / 5510 ~ 5670MHz (High)

Environment Temperature (°C)	Volage (V)	Measured Frequency (MHz)	limit Range	Test Result
50	120	5669.989018	5475-5725	PASS
40	120	5669.968577	5475-5725	PASS
30	120	5669.995145	5475-5725	PASS
20	120	5670.005000	5475-5725	PASS
10	120	5669.991418	5475-5725	PASS
0	120	5669.961169	5475-5725	PASS
-10	120	5669.999033	5475-5725	PASS
-20	120	5669.979896	5475-5725	PASS

Environment Temperature (°C)	Volage (V)	Measured Frequency (MHz)	limit Range	Test Result
20	108	5669.997149	5475-5725	PASS
	120	5670.007000	5475-5725	PASS
	132	5669.984420	5475-5725	PASS

This report shall not be reproduced except in full, without the written approval of Compliance Certification Services.

IEEE 802.11n HT 40 MHz mode / 5755 ~ 5795MHz (Low)

Environment Temperature (°C)	Volage (V)	Measured Frequency (MHz)	limit Range	Test Result
50	120	5754.953760	5725-5850	PASS
40	120	5754.962537	5725-5850	PASS
30	120	5754.960732	5725-5850	PASS
20	120	5754.997830	5725-5850	PASS
10	120	5754.983762	5725-5850	PASS
0	120	5754.957978	5725-5850	PASS
-10	120	5754.970401	5725-5850	PASS
-20	120	5754.981530	5725-5850	PASS

Environment Temperature (°C)	Volage (V)	Measured Frequency (MHz)	limit Range	Test Result
20	108	5754.962778	5725-5850	PASS
	120	5754.997590	5725-5850	PASS
	132	5754.981759	5725-5850	PASS

IEEE 802.11n HT 40 MHz mode / 5755 ~ 5795MHz (High)

Environment Temperature (°C)	Volage (V)	Measured Frequency (MHz)	limit Range	Test Result
50	120	5794.985613	5725-5850	PASS
40	120	5794.952830	5725-5850	PASS
30	120	5794.999891	5725-5850	PASS
20	120	5794.992710	5725-5850	PASS
10	120	5794.993429	5725-5850	PASS
0	120	5794.982764	5725-5850	PASS
-10	120	5794.980805	5725-5850	PASS
-20	120	5794.976862	5725-5850	PASS

Environment Temperature (°C)	Volage (V)	Measured Frequency (MHz)	limit Range	Test Result
20	108	5794.981630	5725-5850	PASS
	120	5794.992900	5725-5850	PASS
	132	5794.966011	5725-5850	PASS

This report shall not be reproduced except in full, without the written approval of Compliance Certification Services.

Antenna 0

IEEE 802.11ac 80 mode / 5210MHz

Environment Temperature (°C)	Volage (V)	Measured Frequency (MHz)	limit Range	Test Result
50	120	5209.975799	5150-5250	PASS
40	120	5209.986493	5150-5250	PASS
30	120	5209.972685	5150-5250	PASS
20	120	5209.993700	5150-5250	PASS
10	120	5209.953275	5150-5250	PASS
0	120	5209.996405	5150-5250	PASS
-10	120	5209.973206	5150-5250	PASS
-20	120	5209.967209	5150-5250	PASS

Environment Temperature (°C)	Volage (V)	Measured Frequency (MHz)	limit Range	Test Result
20	108	5209.970494	5150-5250	PASS
	120	5209.992200	5150-5250	PASS
	132	5209.964432	5150-5250	PASS

IEEE 802.11ac 80 mode / 5775MHz

Environment Temperature (°C)	Volage (V)	Measured Frequency (MHz)	limit Range	Test Result
50	120	5774.958731	5725-5850	PASS
40	120	5774.955096	5725-5850	PASS
30	120	5774.958325	5725-5850	PASS
20	120	5774.991500	5725-5850	PASS
10	120	5774.957764	5725-5850	PASS
0	120	5774.989301	5725-5850	PASS
-10	120	5774.993710	5725-5850	PASS
-20	120	5774.954772	5725-5850	PASS

Environment Temperature (°C)	Volage (V)	Measured Frequency (MHz)	limit Range	Test Result
20	108	5774.984283	5725-5850	PASS
	120	5774.997430	5725-5850	PASS
	132	5774.977813	5725-5850	PASS

This report shall not be reproduced except in full, without the written approval of Compliance Certification Services.

Antenna 1

IEEE 802.11ac 80 mode / 5210MHz

Environment Temperature (°C)	Volage (V)	Measured Frequency (MHz)	limit Range	Test Result
50	120	5209.979840	5150-5250	PASS
40	120	5209.981140	5150-5250	PASS
30	120	5209.985138	5150-5250	PASS
20	120	5209.993800	5150-5250	PASS
10	120	5209.958150	5150-5250	PASS
0	120	5209.994511	5150-5250	PASS
-10	120	5209.958780	5150-5250	PASS
-20	120	5209.986178	5150-5250	PASS

Environment Temperature (°C)	Volage (V)	Measured Frequency (MHz)	limit Range	Test Result
20	108	5209.983996	5150-5250	PASS
	120	5209.994200	5150-5250	PASS
	132	5209.976862	5150-5250	PASS

IEEE 802.11ac 80 mode / 5775MHz

Environment Temperature (°C)	Volage (V)	Measured Frequency (MHz)	limit Range	Test Result
50	120	5774.969157	5725-5850	PASS
40	120	5774.979076	5725-5850	PASS
30	120	5774.976329	5725-5850	PASS
20	120	5774.995200	5725-5850	PASS
10	120	5774.962541	5725-5850	PASS
0	120	5774.952162	5725-5850	PASS
-10	120	5774.998590	5725-5850	PASS
-20	120	5774.949202	5725-5850	PASS

Environment Temperature (°C)	Volage (V)	Measured Frequency (MHz)	limit Range	Test Result
20	108	5774.982325	5725-5850	PASS
	120	5774.998000	5725-5850	PASS
	132	5774.968966	5725-5850	PASS

This report shall not be reproduced except in full, without the written approval of Compliance Certification Services.

Antenna 2

IEEE 802.11ac 80 mode / 5210MHz

Environment Temperature (°C)	Volage (V)	Measured Frequency (MHz)	limit Range	Test Result
50	120	5209.967105	5150-5250	PASS
40	120	5209.955843	5150-5250	PASS
30	120	5209.957801	5150-5250	PASS
20	120	5209.993800	5150-5250	PASS
10	120	5209.982903	5150-5250	PASS
0	120	5209.988181	5150-5250	PASS
-10	120	5209.998030	5150-5250	PASS
-20	120	5209.996700	5150-5250	PASS

Environment Temperature (°C)	Volage (V)	Measured Frequency (MHz)	limit Range	Test Result
20	108	5209.959106	5150-5250	PASS
	120	5209.994900	5150-5250	PASS
	132	5209.964416	5150-5250	PASS

IEEE 802.11ac 80 mode / 5775MHz

Environment Temperature (°C)	Volage (V)	Measured Frequency (MHz)	limit Range	Test Result
50	120	5774.958026	5725-5850	PASS
40	120	5774.992293	5725-5850	PASS
30	120	5774.997524	5725-5850	PASS
20	120	5774.998520	5725-5850	PASS
10	120	5774.995752	5725-5850	PASS
0	120	5774.999612	5725-5850	PASS
-10	120	5774.972910	5725-5850	PASS
-20	120	5774.982267	5725-5850	PASS

Environment Temperature (°C)	Volage (V)	Measured Frequency (MHz)	limit Range	Test Result
20	108	5774.975489	5725-5850	PASS
	120	5774.992800	5725-5850	PASS
	132	5774.974574	5725-5850	PASS

This report shall not be reproduced except in full, without the written approval of Compliance Certification Services.