Test Mode: TX / IEEE 802.11a / 5200MHz /(CH Mid) **Tested by:** Darry Wu

Ambient temperature: 24°C **Relative humidity:** 52% RH **Date:** January 3, 2018

Frequency (MHz)	Reading (dBuV)	Correction Factor (dB/m)	Result (dBuV/m)	Limit (dBuV/m)	Margin (dB)	Antenna Pole (V/H)	Remark
7284.000	31.95	8.25	40.20	74.00	-33.80	V	peak
7968.000	31.76	9.59	41.35	74.00	-32.65	V	peak
8316.000	31.43	9.48	40.91	74.00	-33.09	V	peak
11136.000	31.25	15.02	46.27	74.00	-27.73	V	peak
12312.000	30.17	15.67	45.84	74.00	-28.16	V	peak
13320.000	28.71	18.79	47.50	74.00	-26.50	V	peak
7980.000	31.41	9.61	41.02	74.00	-32.98	H	Peak
8376.000	32.00	9.44	41.44	74.00	-32.56	H	Peak
10620.000	30.46	13.90	44.36	74.00	-29.64	H	Peak
11208.000	31.35	14.99	46.34	74.00	-27.66	H	peak
11952.000	31.34	14.66	46.00	74.00	-28.00	H	peak
12540.000	30.24	16.43	46.67	74.00	-27.33	H	peak

Remark:

1. *Measuring frequencies from 1 GHz to the 10th harmonic of highest fundamental frequency.*
2. *Radiated emissions measured in frequency above 1000MHz were made with an instrument using peak/average detector mode.*
3. *Average test would be performed if the peak result were greater than the average limit.*
4. *Data of measurement within this frequency range shown " --- " in the table above means the reading of emissions are attenuated more than 20dB below the permissible limits or the field strength is too small to be measured.*
5. *Measurements above show only up to 6 maximum emissions noted, or would be lesser, with " N/A " remark, if no specific emissions from the EUT are recorded (ie: margin>20dB from the applicable limit) and considered that's already beyond the background noise floor.*
6. *Margin (dB) = Remark result (dBuV/m) – Average limit (dBuV/m).*

This report shall not be reproduced except in full, without the written approval of Compliance Certification Services (Shenzhen) Inc.

Test Mode: TX / IEEE 802.11a / 5240MHz /(CH High) **Tested by:** Darry Wu

Ambient temperature: 24°C **Relative humidity:** 52% RH **Date:** January 3, 2018

Frequency (MHz)	Reading (dBuV)	Correction Factor (dB/m)	Result (dBuV/m)	Limit (dBuV/m)	Margin (dB)	Antenna Pole (V/H)	Remark
7188.000	31.18	8.07	39.25	74.00	-34.75	V	peak
8136.000	31.97	9.58	41.55	74.00	-32.45	V	peak
10092.000	30.35	12.27	42.62	74.00	-31.38	V	peak
11208.000	31.22	14.99	46.21	74.00	-27.79	V	peak
12408.000	30.26	15.99	46.25	74.00	-27.75	V	peak
13104.000	29.74	18.22	47.96	74.00	-26.04	V	peak
7668.000	31.61	9.00	40.61	74.00	-33.39	H	Peak
8364.000	32.01	9.45	41.46	74.00	-32.54	H	Peak
10584.000	30.77	13.79	44.56	74.00	-29.44	H	Peak
11256.000	31.36	14.97	46.33	74.00	-27.67	H	peak
11832.000	31.12	14.71	45.83	74.00	-28.17	H	peak
12540.000	30.14	16.43	46.57	74.00	-27.43	H	peak

Remark:

1. *Measuring frequencies from 1 GHz to the 10th harmonic of highest fundamental frequency.*
2. *Radiated emissions measured in frequency above 1000MHz were made with an instrument using peak/average detector mode.*
3. *Average test would be performed if the peak result were greater than the average limit.*
4. *Data of measurement within this frequency range shown " --- " in the table above means the reading of emissions are attenuated more than 20dB below the permissible limits or the field strength is too small to be measured.*
5. *Measurements above show only up to 6 maximum emissions noted, or would be lesser, with " N/A " remark, if no specific emissions from the EUT are recorded (ie: margin>20dB from the applicable limit) and considered that's already beyond the background noise floor.*
6. *Margin (dB) = Remark result (dBuV/m) – Average limit (dBuV/m).*

This report shall not be reproduced except in full, without the written approval of Compliance Certification Services (Shenzhen) Inc.

Test Mode: TX / IEEE 802.11a / 5745MHz /(CH Low) **Tested by:** Darry Wu

Ambient temperature: 24°C **Relative humidity:** 52% RH **Date:** January 3, 2018

Frequency (MHz)	Reading (dBuV)	Correction Factor (dB/m)	Result (dBuV/m)	Limit (dBuV/m)	Margin (dB)	Antenna Pole (V/H)	Remark
6828.000	31.54	7.42	38.96	74.00	-35.04	V	peak
8052.000	31.26	9.62	40.88	74.00	-33.12	V	peak
10140.000	30.95	12.41	43.36	74.00	-30.64	V	peak
10608.000	30.68	13.86	44.54	74.00	-29.46	V	peak
11388.000	31.92	14.91	46.83	74.00	-27.17	V	peak
13188.000	29.68	18.44	48.12	74.00	-25.88	V	peak
7968.000	31.49	9.59	41.08	74.00	-32.92	H	Peak
8364.000	31.67	9.45	41.12	74.00	-32.88	H	Peak
9408.000	31.15	10.28	41.43	74.00	-32.57	H	Peak
10476.000	30.66	13.46	44.12	74.00	-29.88	H	peak
11364.000	31.62	14.92	46.54	74.00	-27.46	H	peak
12852.000	29.58	17.46	47.04	74.00	-26.96	H	peak

Remark:

1. *Measuring frequencies from 1 GHz to the 10th harmonic of highest fundamental frequency.*
2. *Radiated emissions measured in frequency above 1000MHz were made with an instrument using peak/average detector mode.*
3. *Average test would be performed if the peak result were greater than the average limit.*
4. *Data of measurement within this frequency range shown " --- " in the table above means the reading of emissions are attenuated more than 20dB below the permissible limits or the field strength is too small to be measured.*
5. *Measurements above show only up to 6 maximum emissions noted, or would be lesser, with " N/A " remark, if no specific emissions from the EUT are recorded (ie: margin>20dB from the applicable limit) and considered that's already beyond the background noise floor.*
6. *Margin (dB) = Remark result (dBuV/m) – Average limit (dBuV/m).*

This report shall not be reproduced except in full, without the written approval of Compliance Certification Services (Shenzhen) Inc.

Test Mode: TX / IEEE 802.11a / 5785MHz /(CH Mid) **Tested by:** Darry Wu

Ambient temperature: 24°C **Relative humidity:** 52% RH **Date:** January 3, 2018

Frequency (MHz)	Reading (dBuV)	Correction Factor (dB/m)	Result (dBuV/m)	Limit (dBuV/m)	Margin (dB)	Antenna Pole (V/H)	Remark
7476.000	31.00	8.63	39.63	74.00	-34.37	V	peak
7932.000	31.59	9.52	41.11	74.00	-32.89	V	peak
10512.000	30.46	13.57	44.03	74.00	-29.97	V	peak
11568.000	42.42	14.83	57.25	74.00	-16.75	V	peak
11568.000	37.97	14.83	52.80	54.00	-1.20	V	AVG
12480.000	30.33	16.23	46.56	74.00	-27.44	V	peak
13356.000	29.00	18.89	47.89	74.00	-26.11	V	peak
7068.000	31.07	7.83	38.90	74.00	-35.10	H	Peak
7968.000	31.53	9.59	41.12	74.00	-32.88	H	Peak
8364.000	32.03	9.45	41.48	74.00	-32.52	H	Peak
11568.000	34.26	14.83	49.09	74.00	-24.91	H	peak
12828.000	29.19	17.38	46.57	74.00	-27.43	H	peak
13200.000	29.25	18.48	47.73	74.00	-26.27	H	peak

Remark:

1. *Measuring frequencies from 1 GHz to the 10th harmonic of highest fundamental frequency.*
2. *Radiated emissions measured in frequency above 1000MHz were made with an instrument using peak/average detector mode.*
3. *Average test would be performed if the peak result were greater than the average limit.*
4. *Data of measurement within this frequency range shown " --- " in the table above means the reading of emissions are attenuated more than 20dB below the permissible limits or the field strength is too small to be measured.*
5. *Measurements above show only up to 6 maximum emissions noted, or would be lesser, with " N/A " remark, if no specific emissions from the EUT are recorded (ie: margin>20dB from the applicable limit) and considered that's already beyond the background noise floor.*
6. *Margin (dB) = Remark result (dBuV/m) – Average limit (dBuV/m).*

This report shall not be reproduced except in full, without the written approval of Compliance Certification Services (Shenzhen) Inc.

Test Mode: TX / IEEE 802.11a / 5825MHz /(CH High) **Tested by:** Darry Wu

Ambient temperature: 24°C **Relative humidity:** 52% RH **Date:** January 3, 2018

Frequency (MHz)	Reading (dBuV)	Correction Factor (dB/m)	Result (dBuV/m)	Limit (dBuV/m)	Margin (dB)	Antenna Pole (V/H)	Remark
7176.000	31.75	8.04	39.79	74.00	-34.21	V	peak
7956.000	31.74	9.56	41.30	74.00	-32.70	V	peak
9816.000	31.37	11.45	42.82	74.00	-31.18	V	peak
10860.000	30.23	14.65	44.88	74.00	-29.12	V	peak
11508.000	31.54	14.86	46.40	74.00	-27.60	V	peak
12828.000	29.46	17.38	46.84	74.00	-27.16	V	peak
6564.000	31.78	6.99	38.77	74.00	-35.23	H	Peak
7728.000	31.53	9.12	40.65	74.00	-33.35	H	Peak
10248.000	30.51	12.75	43.26	74.00	-30.74	H	Peak
11148.000	31.42	15.01	46.43	74.00	-27.57	H	peak
12348.000	30.71	15.79	46.50	74.00	-27.50	H	peak
13056.000	29.16	18.10	47.26	74.00	-26.74	H	peak

Remark:

1. *Measuring frequencies from 1 GHz to the 10th harmonic of highest fundamental frequency.*
2. *Radiated emissions measured in frequency above 1000MHz were made with an instrument using peak/average detector mode.*
3. *Average test would be performed if the peak result were greater than the average limit.*
4. *Data of measurement within this frequency range shown " --- " in the table above means the reading of emissions are attenuated more than 20dB below the permissible limits or the field strength is too small to be measured.*
5. *Measurements above show only up to 6 maximum emissions noted, or would be lesser, with " N/A " remark, if no specific emissions from the EUT are recorded (ie: margin>20dB from the applicable limit) and considered that's already beyond the background noise floor.*
6. *Margin (dB) = Remark result (dBuV/m) – Average limit (dBuV/m).*

This report shall not be reproduced except in full, without the written approval of Compliance Certification Services (Shenzhen) Inc.

Antenna 2

Test Mode: TX / IEEE 802.11a / 5180MHz /(CH Low) **Tested by:** Darry Wu

Ambient temperature: 24°C **Relative humidity:** 52% RH **Date:** January 3, 2018

Frequency (MHz)	Reading (dBuV)	Correction Factor (dB/m)	Result (dBuV/m)	Limit (dBuV/m)	Margin (dB)	Antenna Pole (V/H)	Remark
6864.000	31.79	7.48	39.27	74.00	-34.73	V	peak
8388.000	32.37	9.44	41.81	74.00	-32.19	V	peak
10140.000	30.98	12.41	43.39	74.00	-30.61	V	peak
10740.000	31.40	14.27	45.67	74.00	-28.33	V	peak
11208.000	31.51	14.99	46.50	74.00	-27.50	V	peak
13248.000	29.16	18.60	47.76	74.00	-26.24	V	peak
7680.000	31.63	9.03	40.66	74.00	-33.34	H	Peak
8052.000	31.62	9.62	41.24	74.00	-32.76	H	Peak
9348.000	32.04	10.10	42.14	74.00	-31.86	H	Peak
10020.000	31.39	12.04	43.43	74.00	-30.57	H	peak
11148.000	31.49	15.01	46.50	74.00	-27.50	H	peak
13116.000	29.87	18.26	48.13	74.00	-25.87	H	peak

Remark:

1. *Measuring frequencies from 1 GHz to the 10th harmonic of highest fundamental frequency.*
2. *Radiated emissions measured in frequency above 1000MHz were made with an instrument using peak/average detector mode.*
3. *Average test would be performed if the peak result were greater than the average limit.*
4. *Data of measurement within this frequency range shown " --- " in the table above means the reading of emissions are attenuated more than 20dB below the permissible limits or the field strength is too small to be measured.*
5. *Measurements above show only up to 6 maximum emissions noted, or would be lesser, with " N/A " remark, if no specific emissions from the EUT are recorded (ie: margin>20dB from the applicable limit) and considered that's already beyond the background noise floor.*
6. *Margin (dB) = Remark result (dBuV/m) – Average limit (dBuV/m).*

This report shall not be reproduced except in full, without the written approval of Compliance Certification Services (Shenzhen) Inc.

Test Mode: TX / IEEE 802.11a / 5200MHz /(CH Mid) **Tested by:** Darry Wu

Ambient temperature: 24°C **Relative humidity:** 52% RH **Date:** January 3, 2018

Frequency (MHz)	Reading (dBuV)	Correction Factor (dB/m)	Result (dBuV/m)	Limit (dBuV/m)	Margin (dB)	Antenna Pole (V/H)	Remark
6540.000	32.13	6.95	39.08	74.00	-34.92	V	peak
6792.000	31.90	7.36	39.26	74.00	-34.74	V	peak
7932.000	32.02	9.52	41.54	74.00	-32.46	V	peak
10044.000	31.29	12.12	43.41	74.00	-30.59	V	peak
11232.000	31.90	14.98	46.88	74.00	-27.12	V	peak
12168.000	31.39	15.20	46.59	74.00	-27.41	V	peak
7548.000	31.56	8.77	40.33	74.00	-33.67	H	Peak
8124.000	31.54	9.58	41.12	74.00	-32.88	H	Peak
10668.000	30.92	14.05	44.97	74.00	-29.03	H	Peak
11232.000	31.63	14.98	46.61	74.00	-27.39	H	peak
12024.000	31.33	14.72	46.05	74.00	-27.95	H	peak
13068.000	29.81	18.13	47.94	74.00	-26.06	H	peak

Remark:

1. *Measuring frequencies from 1 GHz to the 10th harmonic of highest fundamental frequency.*
2. *Radiated emissions measured in frequency above 1000MHz were made with an instrument using peak/average detector mode.*
3. *Average test would be performed if the peak result were greater than the average limit.*
4. *Data of measurement within this frequency range shown " --- " in the table above means the reading of emissions are attenuated more than 20dB below the permissible limits or the field strength is too small to be measured.*
5. *Measurements above show only up to 6 maximum emissions noted, or would be lesser, with " N/A " remark, if no specific emissions from the EUT are recorded (ie: margin>20dB from the applicable limit) and considered that's already beyond the background noise floor.*
6. *Margin (dB) = Remark result (dBuV/m) – Average limit (dBuV/m).*

This report shall not be reproduced except in full, without the written approval of Compliance Certification Services (Shenzhen) Inc.

Test Mode: TX / IEEE 802.11a / 5240MHz /(CH High) **Tested by:** Darry Wu

Ambient temperature: 24°C **Relative humidity:** 52% RH **Date:** January 3, 2018

Frequency (MHz)	Reading (dBuV)	Correction Factor (dB/m)	Result (dBuV/m)	Limit (dBuV/m)	Margin (dB)	Antenna Pole (V/H)	Remark
6792.000	32.22	7.36	39.58	74.00	-34.42	V	peak
8004.000	31.57	9.65	41.22	74.00	-32.78	V	peak
10644.000	30.89	13.98	44.87	74.00	-29.13	V	peak
11148.000	32.03	15.01	47.04	74.00	-26.96	V	peak
11496.000	31.61	14.86	46.47	74.00	-27.53	V	peak
13080.000	29.32	18.16	47.48	74.00	-26.52	V	peak
6888.000	31.84	7.52	39.36	74.00	-34.64	H	Peak
7644.000	31.69	8.96	40.65	74.00	-33.35	H	Peak
8340.000	31.93	9.46	41.39	74.00	-32.61	H	Peak
10044.000	31.23	12.12	43.35	74.00	-30.65	H	peak
11160.000	31.48	15.01	46.49	74.00	-27.51	H	peak
13164.000	29.01	18.38	47.39	74.00	-26.61	H	peak

Remark:

1. *Measuring frequencies from 1 GHz to the 10th harmonic of highest fundamental frequency.*
2. *Radiated emissions measured in frequency above 1000MHz were made with an instrument using peak/average detector mode.*
3. *Average test would be performed if the peak result were greater than the average limit.*
4. *Data of measurement within this frequency range shown " --- " in the table above means the reading of emissions are attenuated more than 20dB below the permissible limits or the field strength is too small to be measured.*
5. *Measurements above show only up to 6 maximum emissions noted, or would be lesser, with " N/A " remark, if no specific emissions from the EUT are recorded (ie: margin>20dB from the applicable limit) and considered that's already beyond the background noise floor.*
6. *Margin (dB) = Remark result (dBuV/m) – Average limit (dBuV/m).*

This report shall not be reproduced except in full, without the written approval of Compliance Certification Services (Shenzhen) Inc.

Test Mode: TX / IEEE 802.11a / 5745MHz /(CH Low) **Tested by:** Darry Wu

Ambient temperature: 24°C **Relative humidity:** 52% RH **Date:** January 3, 2018

Frequency (MHz)	Reading (dBuV)	Correction Factor (dB/m)	Result (dBuV/m)	Limit (dBuV/m)	Margin (dB)	Antenna Pole (V/H)	Remark
6768.000	31.72	7.32	39.04	74.00	-34.96	V	peak
7716.000	31.60	9.10	40.70	74.00	-33.30	V	peak
8160.000	31.67	9.56	41.23	74.00	-32.77	V	peak
9108.000	32.34	9.41	41.75	74.00	-32.25	V	peak
10272.000	30.68	12.82	43.50	74.00	-30.50	V	peak
11268.000	31.73	14.96	46.69	74.00	-27.31	V	peak
6816.000	32.39	7.40	39.79	74.00	-34.21	H	Peak
8532.000	31.71	9.36	41.07	74.00	-32.93	H	Peak
9432.000	31.60	10.34	41.94	74.00	-32.06	H	Peak
10812.000	30.92	14.50	45.42	74.00	-28.58	H	peak
11196.000	31.34	14.99	46.33	74.00	-27.67	H	peak
12624.000	30.13	16.71	46.84	74.00	-27.16	H	peak

Remark:

1. *Measuring frequencies from 1 GHz to the 10th harmonic of highest fundamental frequency.*
2. *Radiated emissions measured in frequency above 1000MHz were made with an instrument using peak/average detector mode.*
3. *Average test would be performed if the peak result were greater than the average limit.*
4. *Data of measurement within this frequency range shown " --- " in the table above means the reading of emissions are attenuated more than 20dB below the permissible limits or the field strength is too small to be measured.*
5. *Measurements above show only up to 6 maximum emissions noted, or would be lesser, with " N/A " remark, if no specific emissions from the EUT are recorded (ie: margin>20dB from the applicable limit) and considered that's already beyond the background noise floor.*
6. *Margin (dB) = Remark result (dBuV/m) – Average limit (dBuV/m).*

This report shall not be reproduced except in full, without the written approval of Compliance Certification Services (Shenzhen) Inc.

Test Mode: TX / IEEE 802.11a / 5785MHz /(CH Mid) **Tested by:** Darry Wu

Ambient temperature: 24°C **Relative humidity:** 52% RH **Date:** January 3, 2018

Frequency (MHz)	Reading (dBuV)	Correction Factor (dB/m)	Result (dBuV/m)	Limit (dBuV/m)	Margin (dB)	Antenna Pole (V/H)	Remark
7980.000	31.87	9.61	41.48	74.00	-32.52	V	peak
10008.000	30.99	12.00	42.99	74.00	-31.01	V	peak
11160.000	31.26	15.01	46.27	74.00	-27.73	V	peak
11568.000	39.91	14.83	54.74	74.00	-19.26	V	peak
11568.000	37.23	14.83	52.06	54.00	-1.94	V	AVG
12636.000	30.25	16.75	47.00	74.00	-27.00	V	peak
17352.000	34.40	23.32	57.72	74.00	-16.28	V	peak
17352.000	28.17	23.32	51.49	54.00	-2.51	V	AVG
8076.000	32.05	9.61	41.66	74.00	-32.34	H	Peak
10152.000	31.08	12.45	43.53	74.00	-30.47	H	Peak
11160.000	31.46	15.01	46.47	74.00	-27.53	H	Peak
11568.000	40.39	14.83	55.22	74.00	-18.78	H	peak
11568.000	36.54	14.83	51.37	54.00	-2.63	H	AVG
12588.000	30.47	16.59	47.06	74.00	-26.94	H	peak
17352.000	38.06	23.32	61.38	74.00	-12.62	H	peak
17352.000	27.74	23.32	51.06	54.00	-2.94	H	AVG

Remark:

1. *Measuring frequencies from 1 GHz to the 10th harmonic of highest fundamental frequency.*
2. *Radiated emissions measured in frequency above 1000MHz were made with an instrument using peak/average detector mode.*
3. *Average test would be performed if the peak result were greater than the average limit.*
4. *Data of measurement within this frequency range shown " --- " in the table above means the reading of emissions are attenuated more than 20dB below the permissible limits or the field strength is too small to be measured.*
5. *Measurements above show only up to 6 maximum emissions noted, or would be lesser, with " N/A " remark, if no specific emissions from the EUT are recorded (ie: margin>20dB from the applicable limit) and considered that's already beyond the background noise floor.*
6. *Margin (dB) = Remark result (dBuV/m) – Average limit (dBuV/m).*

This report shall not be reproduced except in full, without the written approval of Compliance Certification Services (Shenzhen) Inc.

Test Mode: TX / IEEE 802.11a / 5825MHz /(CH High) **Tested by:** Darry Wu

Ambient temperature: 24°C **Relative humidity:** 52% RH **Date:** January 3, 2018

Frequency (MHz)	Reading (dBuV)	Correction Factor (dB/m)	Result (dBuV/m)	Limit (dBuV/m)	Margin (dB)	Antenna Pole (V/H)	Remark
7908.000	31.35	9.47	40.82	74.00	-33.18	V	peak
9324.000	31.67	10.03	41.70	74.00	-32.30	V	peak
11136.000	31.73	15.02	46.75	74.00	-27.25	V	peak
11652.000	39.54	14.79	54.33	74.00	-19.67	V	peak
11652.000	36.80	14.79	51.59	54.00	-2.41	V	AVG
12324.000	31.15	15.71	46.86	74.00	-27.14	V	peak
12768.000	30.15	17.18	47.33	74.00	-26.67	V	peak
17472.000	35.04	23.30	58.34	74.00	-15.66	V	peak
17472.000	27.38	23.30	50.68	54.00	-3.32	V	AVG
6924.000	31.88	7.58	39.46	74.00	-34.54	H	Peak
9348.000	32.13	10.10	42.23	74.00	-31.77	H	Peak
11148.000	31.64	15.01	46.65	74.00	-27.35	H	Peak
11652.000	41.97	14.79	56.76	74.00	-17.24	H	peak
11652.000	36.54	14.79	51.33	54.00	-2.67	H	AVG
13272.000	29.50	18.67	48.17	74.00	-25.83	H	peak
17472.000	35.82	23.30	59.12	74.00	-14.88	H	peak
17472.000	29.24	23.30	52.54	54.00	-1.46	H	AVG

Remark:

1. *Measuring frequencies from 1 GHz to the 10th harmonic of highest fundamental frequency.*
2. *Radiated emissions measured in frequency above 1000MHz were made with an instrument using peak/average detector mode.*
3. *Average test would be performed if the peak result were greater than the average limit.*
4. *Data of measurement within this frequency range shown " --- " in the table above means the reading of emissions are attenuated more than 20dB below the permissible limits or the field strength is too small to be measured.*
5. *Measurements above show only up to 6 maximum emissions noted, or would be lesser, with " N/A " remark, if no specific emissions from the EUT are recorded (ie: margin>20dB from the applicable limit) and considered that's already beyond the background noise floor.*
6. *Margin (dB) = Remark result (dBuV/m) – Average limit (dBuV/m).*

This report shall not be reproduced except in full, without the written approval of Compliance Certification Services (Shenzhen) Inc.

Antenna 3

Test Mode: TX / IEEE 802.11a / 5180MHz /(CH Low) **Tested by:** Darry Wu

Ambient temperature: 24°C **Relative humidity:** 52% RH **Date:** January 3, 2018

Frequency (MHz)	Reading (dBuV)	Correction Factor (dB/m)	Result (dBuV/m)	Limit (dBuV/m)	Margin (dB)	Antenna Pole (V/H)	Remark
7980.000	31.57	9.61	41.18	74.00	-32.82	V	peak
9900.000	31.16	11.69	42.85	74.00	-31.15	V	peak
10596.000	31.00	13.83	44.83	74.00	-29.17	V	peak
11304.000	31.57	14.95	46.52	74.00	-27.48	V	peak
12564.000	30.35	16.51	46.86	74.00	-27.14	V	peak
13068.000	29.57	18.13	47.70	74.00	-26.30	V	peak
8196.000	31.69	9.54	41.23	74.00	-32.77	H	Peak
9432.000	31.71	10.34	42.05	74.00	-31.95	H	Peak
10644.000	31.00	13.98	44.98	74.00	-29.02	H	Peak
11412.000	31.45	14.90	46.35	74.00	-27.65	H	peak
11916.000	31.15	14.68	45.83	74.00	-28.17	H	peak
13032.000	29.75	18.03	47.78	74.00	-26.22	H	peak

Remark:

1. *Measuring frequencies from 1 GHz to the 10th harmonic of highest fundamental frequency.*
2. *Radiated emissions measured in frequency above 1000MHz were made with an instrument using peak/average detector mode.*
3. *Average test would be performed if the peak result were greater than the average limit.*
4. *Data of measurement within this frequency range shown " --- " in the table above means the reading of emissions are attenuated more than 20dB below the permissible limits or the field strength is too small to be measured.*
5. *Measurements above show only up to 6 maximum emissions noted, or would be lesser, with " N/A " remark, if no specific emissions from the EUT are recorded (ie: margin>20dB from the applicable limit) and considered that's already beyond the background noise floor.*
6. *Margin (dB) = Remark result (dBuV/m) – Average limit (dBuV/m).*

This report shall not be reproduced except in full, without the written approval of Compliance Certification Services (Shenzhen) Inc.

Test Mode: TX / IEEE 802.11a / 5200MHz /(CH Mid) **Tested by:** Darry Wu

Ambient temperature: 24°C **Relative humidity:** 52% RH **Date:** January 3, 2018

Frequency (MHz)	Reading (dBuV)	Correction Factor (dB/m)	Result (dBuV/m)	Limit (dBuV/m)	Margin (dB)	Antenna Pole (V/H)	Remark
7668.000	31.27	9.00	40.27	74.00	-33.73	V	peak
8436.000	31.99	9.41	41.40	74.00	-32.60	V	peak
10500.000	31.00	13.53	44.53	74.00	-29.47	V	peak
11148.000	31.50	15.01	46.51	74.00	-27.49	V	peak
11520.000	31.63	14.85	46.48	74.00	-27.52	V	peak
12696.000	29.89	16.94	46.83	74.00	-27.17	V	peak
7104.000	31.38	7.90	39.28	74.00	-34.72	H	Peak
8076.000	32.04	9.61	41.65	74.00	-32.35	H	Peak
9348.000	31.87	10.10	41.97	74.00	-32.03	H	Peak
10596.000	30.71	13.83	44.54	74.00	-29.46	H	peak
11196.000	31.83	14.99	46.82	74.00	-27.18	H	peak
11736.000	31.16	14.76	45.92	74.00	-28.08	H	peak

Remark:

1. *Measuring frequencies from 1 GHz to the 10th harmonic of highest fundamental frequency.*
2. *Radiated emissions measured in frequency above 1000MHz were made with an instrument using peak/average detector mode.*
3. *Average test would be performed if the peak result were greater than the average limit.*
4. *Data of measurement within this frequency range shown " --- " in the table above means the reading of emissions are attenuated more than 20dB below the permissible limits or the field strength is too small to be measured.*
5. *Measurements above show only up to 6 maximum emissions noted, or would be lesser, with " N/A " remark, if no specific emissions from the EUT are recorded (ie: margin>20dB from the applicable limit) and considered that's already beyond the background noise floor.*
6. *Margin (dB) = Remark result (dBuV/m) – Average limit (dBuV/m).*

This report shall not be reproduced except in full, without the written approval of Compliance Certification Services (Shenzhen) Inc.

Test Mode: TX / IEEE 802.11a / 5240MHz /(CH High) **Tested by:** Darry Wu

Ambient temperature: 24°C **Relative humidity:** 52% RH **Date:** January 3, 2018

Frequency (MHz)	Reading (dBuV)	Correction Factor (dB/m)	Result (dBuV/m)	Limit (dBuV/m)	Margin (dB)	Antenna Pole (V/H)	Remark
6960.000	32.88	7.64	40.52	74.00	-33.48	V	peak
7932.000	31.68	9.52	41.20	74.00	-32.80	V	peak
8400.000	32.40	9.43	41.83	74.00	-32.17	V	peak
10008.000	30.71	12.00	42.71	74.00	-31.29	V	peak
10644.000	31.03	13.98	45.01	74.00	-28.99	V	peak
11832.000	31.53	14.71	46.24	74.00	-27.76	V	peak
7008.000	31.65	7.72	39.37	74.00	-34.63	H	Peak
7944.000	32.32	9.54	41.86	74.00	-32.14	H	Peak
10008.000	30.77	12.00	42.77	74.00	-31.23	H	Peak
10536.000	30.55	13.64	44.19	74.00	-29.81	H	peak
11136.000	31.98	15.02	47.00	74.00	-27.00	H	peak
12768.000	29.80	17.18	46.98	74.00	-27.02	H	peak

Remark:

1. *Measuring frequencies from 1 GHz to the 10th harmonic of highest fundamental frequency.*
2. *Radiated emissions measured in frequency above 1000MHz were made with an instrument using peak/average detector mode.*
3. *Average test would be performed if the peak result were greater than the average limit.*
4. *Data of measurement within this frequency range shown " --- " in the table above means the reading of emissions are attenuated more than 20dB below the permissible limits or the field strength is too small to be measured.*
5. *Measurements above show only up to 6 maximum emissions noted, or would be lesser, with " N/A " remark, if no specific emissions from the EUT are recorded (ie: margin>20dB from the applicable limit) and considered that's already beyond the background noise floor.*
6. *Margin (dB) = Remark result (dBuV/m) – Average limit (dBuV/m).*

This report shall not be reproduced except in full, without the written approval of Compliance Certification Services (Shenzhen) Inc.

Test Mode: TX / IEEE 802.11a / 5745MHz /(CH Low) **Tested by:** Darry Wu

Ambient temperature: 24°C **Relative humidity:** 52% RH **Date:** January 3, 2018

Frequency (MHz)	Reading (dBuV)	Correction Factor (dB/m)	Result (dBuV/m)	Limit (dBuV/m)	Margin (dB)	Antenna Pole (V/H)	Remark
6852.000	31.22	7.46	38.68	74.00	-35.32	V	peak
7920.000	31.99	9.49	41.48	74.00	-32.52	V	peak
9384.000	31.87	10.21	42.08	74.00	-31.92	V	peak
11136.000	31.22	15.02	46.24	74.00	-27.76	V	peak
12408.000	30.11	15.99	46.10	74.00	-27.90	V	peak
13200.000	29.24	18.48	47.72	74.00	-26.28	V	peak
7320.000	31.98	8.32	40.30	74.00	-33.70	H	Peak
7944.000	31.54	9.54	41.08	74.00	-32.92	H	Peak
9852.000	30.79	11.55	42.34	74.00	-31.66	H	Peak
10704.000	30.88	14.16	45.04	74.00	-28.96	H	peak
11496.000	31.61	14.86	46.47	74.00	-27.53	H	peak
13080.000	29.95	18.16	48.11	74.00	-25.89	H	peak

Remark:

1. *Measuring frequencies from 1 GHz to the 10th harmonic of highest fundamental frequency.*
2. *Radiated emissions measured in frequency above 1000MHz were made with an instrument using peak/average detector mode.*
3. *Average test would be performed if the peak result were greater than the average limit.*
4. *Data of measurement within this frequency range shown " --- " in the table above means the reading of emissions are attenuated more than 20dB below the permissible limits or the field strength is too small to be measured.*
5. *Measurements above show only up to 6 maximum emissions noted, or would be lesser, with " N/A " remark, if no specific emissions from the EUT are recorded (ie: margin>20dB from the applicable limit) and considered that's already beyond the background noise floor.*
6. *Margin (dB) = Remark result (dBuV/m) – Average limit (dBuV/m).*

This report shall not be reproduced except in full, without the written approval of Compliance Certification Services (Shenzhen) Inc.

Test Mode: TX / IEEE 802.11a / 5785MHz /(CH Mid) **Tested by:** Darry Wu

Ambient temperature: 24°C **Relative humidity:** 52% RH **Date:** January 3, 2018

Frequency (MHz)	Reading (dBuV)	Correction Factor (dB/m)	Result (dBuV/m)	Limit (dBuV/m)	Margin (dB)	Antenna Pole (V/H)	Remark
7704.000	32.00	9.07	41.07	74.00	-32.93	V	peak
9924.000	31.21	11.76	42.97	74.00	-31.03	V	peak
10488.000	30.13	13.49	43.62	74.00	-30.38	V	peak
10800.000	30.82	14.46	45.28	74.00	-28.72	V	peak
11568.000	33.08	14.83	47.91	74.00	-26.09	V	peak
13284.000	29.33	18.70	48.03	74.00	-25.97	V	peak
7176.000	31.57	8.04	39.61	74.00	-34.39	H	Peak
8052.000	31.54	9.62	41.16	74.00	-32.84	H	Peak
10692.000	31.03	14.13	45.16	74.00	-28.84	H	Peak
11160.000	31.53	15.01	46.54	74.00	-27.46	H	peak
11568.000	34.23	14.83	49.06	74.00	-24.94	H	peak
13224.000	29.54	18.54	48.08	74.00	-25.92	H	peak

Remark:

1. *Measuring frequencies from 1 GHz to the 10th harmonic of highest fundamental frequency.*
2. *Radiated emissions measured in frequency above 1000MHz were made with an instrument using peak/average detector mode.*
3. *Average test would be performed if the peak result were greater than the average limit.*
4. *Data of measurement within this frequency range shown " --- " in the table above means the reading of emissions are attenuated more than 20dB below the permissible limits or the field strength is too small to be measured.*
5. *Measurements above show only up to 6 maximum emissions noted, or would be lesser, with " N/A " remark, if no specific emissions from the EUT are recorded (ie: margin>20dB from the applicable limit) and considered that's already beyond the background noise floor.*
6. *Margin (dB) = Remark result (dBuV/m) – Average limit (dBuV/m).*

This report shall not be reproduced except in full, without the written approval of Compliance Certification Services (Shenzhen) Inc.

Test Mode: TX / IEEE 802.11a / 5825MHz /(CH High) **Tested by:** Darry Wu

Ambient temperature: 24°C **Relative humidity:** 52% RH **Date:** January 3, 2018

Frequency (MHz)	Reading (dBuV)	Correction Factor (dB/m)	Result (dBuV/m)	Limit (dBuV/m)	Margin (dB)	Antenna Pole (V/H)	Remark
7656.000	31.52	8.98	40.50	74.00	-33.50	V	peak
10620.000	30.97	13.90	44.87	74.00	-29.13	V	peak
11196.000	31.61	14.99	46.60	74.00	-27.40	V	peak
11652.000	45.03	14.79	59.82	74.00	-14.18	V	peak
11652.000	37.94	14.79	52.73	54.00	-1.27	V	AVG
12360.000	31.25	15.83	47.08	74.00	-26.92	V	peak
17484.000	32.54	23.30	55.84	74.00	-18.16	V	peak
17484.000	28.85	23.30	52.15	54.00	-1.85	V	AVG
6780.000	31.79	7.34	39.13	74.00	-34.87	H	Peak
7932.000	31.41	9.52	40.93	74.00	-33.07	H	Peak
10800.000	30.48	14.46	44.94	74.00	-29.06	H	Peak
11340.000	31.59	14.93	46.52	74.00	-27.48	H	peak
11796.000	31.36	14.73	46.09	74.00	-27.91	H	peak
13296.000	29.66	18.73	48.39	74.00	-25.61	H	peak

Remark:

1. *Measuring frequencies from 1 GHz to the 10th harmonic of highest fundamental frequency.*
2. *Radiated emissions measured in frequency above 1000MHz were made with an instrument using peak/average detector mode.*
3. *Average test would be performed if the peak result were greater than the average limit.*
4. *Data of measurement within this frequency range shown " --- " in the table above means the reading of emissions are attenuated more than 20dB below the permissible limits or the field strength is too small to be measured.*
5. *Measurements above show only up to 6 maximum emissions noted, or would be lesser, with " N/A " remark, if no specific emissions from the EUT are recorded (ie: margin>20dB from the applicable limit) and considered that's already beyond the background noise floor.*
6. *Margin (dB) = Remark result (dBuV/m) – Average limit (dBuV/m).*

This report shall not be reproduced except in full, without the written approval of Compliance Certification Services (Shenzhen) Inc.

Antenna 0 + Antenna 1 + Antenna 2+ Antenna 3

Test Mode: TX / IEEE 802.11n HT 20 MHz / 5180MHz /(CH Low) **Tested by:** Darry Wu

Ambient temperature: 24°C **Relative humidity:** 52% RH **Date:** January 3, 2018

Frequency (MHz)	Reading (dBuV)	Correction Factor (dB/m)	Result (dBuV/m)	Limit (dBuV/m)	Margin (dB)	Antenna Pole (V/H)	Remark
8016.000	31.29	9.64	40.93	74.00	-33.07	V	peak
10356.000	38.67	13.08	51.75	74.00	-22.25	V	peak
10356.000	36.65	13.08	49.73	54.00	-4.27	V	AVG
11184.000	31.21	15.00	46.21	74.00	-27.79	V	peak
12300.000	30.85	15.63	46.48	74.00	-27.52	V	peak
13236.000	29.22	18.57	47.79	74.00	-26.21	V	peak
15540.000	46.45	18.70	65.15	74.00	-8.85	V	peak
15540.000	33.47	18.70	52.17	54.00	-1.83	V	AVG
7740.000	31.61	9.14	40.75	74.00	-33.25	H	Peak
8400.000	31.59	9.43	41.02	74.00	-32.98	H	Peak
9900.000	31.14	11.69	42.83	74.00	-31.17	H	Peak
10368.000	30.57	13.12	43.69	74.00	-30.31	H	peak
11268.000	31.45	14.96	46.41	74.00	-27.59	H	peak
13272.000	28.95	18.67	47.62	74.00	-26.38	H	peak

Remark:

1. *Measuring frequencies from 1 GHz to the 10th harmonic of highest fundamental frequency.*
2. *Radiated emissions measured in frequency above 1000MHz were made with an instrument using peak/average detector mode.*
3. *Average test would be performed if the peak result were greater than the average limit.*
4. *Data of measurement within this frequency range s*
5. *hown " --- " in the table above means the reading of emissions are attenuated more than 20dB below the permissible limits or the field strength is too small to be measured.*
6. *Measurements above show only up to 6 maximum emissions noted, or would be lesser, with " N/A " remark, if no specific emissions from the EUT are recorded (ie: margin>20dB from the applicable limit) and considered that's already beyond the background noise floor.*
7. *Margin (dB) = Remark result (dBuV/m) – Average limit (dBuV/m).*

This report shall not be reproduced except in full, without the written approval of Compliance Certification Services (Shenzhen) Inc.

Test Mode: TX / IEEE 802.11n HT 20 MHz / 5200MHz /(CH Mid) **Tested by:** Darry Wu
Ambient temperature: 24°C **Relative humidity:** 52% RH **Date:** January 3, 2018

Frequency (MHz)	Reading (dBuV)	Correction Factor (dB/m)	Result (dBuV/m)	Limit (dBuV/m)	Margin (dB)	Antenna Pole (V/H)	Remark
7500.000	31.55	8.68	40.23	74.00	-33.77	V	peak
8148.000	31.62	9.57	41.19	74.00	-32.81	V	peak
9036.000	31.61	9.20	40.81	74.00	-33.19	V	peak
10716.000	29.88	14.20	44.08	74.00	-29.92	V	peak
11172.000	31.45	15.00	46.45	74.00	-27.55	V	peak
12504.000	30.73	16.31	47.04	74.00	-26.96	V	peak
7944.000	31.36	9.54	40.90	74.00	-33.10	H	Peak
9912.000	31.34	11.73	43.07	74.00	-30.93	H	Peak
10392.000	35.39	13.20	48.59	74.00	-25.41	H	Peak
11148.000	31.11	15.01	46.12	74.00	-27.88	H	peak
13272.000	29.41	18.67	48.08	74.00	-25.92	H	peak
15600.000	41.09	18.43	59.52	74.00	-14.48	H	peak
15600.000	33.85	18.43	52.28	54.00	-1.72	H	AVG

Remark:

1. *Measuring frequencies from 1 GHz to the 10th harmonic of highest fundamental frequency.*
2. *Radiated emissions measured in frequency above 1000MHz were made with an instrument using peak/average detector mode.*
3. *Average test would be performed if the peak result were greater than the average limit.*
4. *Data of measurement within this frequency range shown " --- " in the table above means the reading of emissions are attenuated more than 20dB below the permissible limits or the field strength is too small to be measured.*
5. *Measurements above show only up to 6 maximum emissions noted, or would be lesser, with " N/A " remark, if no specific emissions from the EUT are recorded (ie: margin>20dB from the applicable limit) and considered that's already beyond the background noise floor.*
6. *Margin (dB) = Remark result (dBuV/m) – Average limit (dBuV/m).*

This report shall not be reproduced except in full, without the written approval of Compliance Certification Services (Shenzhen) Inc.

Test Mode: TX / IEEE 802.11n HT 20 MHz / 5240MHz /(CH High) **Tested by:** Darry Wu
Ambient temperature: 24°C **Relative humidity:** 52% RH **Date:** January 3, 2018

Frequency (MHz)	Reading (dBuV)	Correction Factor (dB/m)	Result (dBuV/m)	Limit (dBuV/m)	Margin (dB)	Antenna Pole (V/H)	Remark
7956.000	31.55	9.56	41.11	74.00	-32.89	V	peak
8436.000	31.84	9.41	41.25	74.00	-32.75	V	peak
11292.000	31.20	14.95	46.15	74.00	-27.85	V	peak
12636.000	29.93	16.75	46.68	74.00	-27.32	V	peak
13296.000	28.92	18.73	47.65	74.00	-26.35	V	peak
15720.000	36.97	17.88	54.85	74.00	-19.15	V	peak
15720.000	34.05	17.88	51.93	54.00	-2.07	V	AVG
7944.000	31.42	9.54	40.96	74.00	-33.04	H	Peak
11148.000	31.06	15.01	46.07	74.00	-27.93	H	Peak
11868.000	31.10	14.70	45.80	74.00	-28.20	H	Peak
13032.000	29.28	18.03	47.31	74.00	-26.69	H	peak
15060.000	31.13	20.89	52.02	74.00	-21.98	H	peak
15720.000	32.95	17.88	50.83	74.00	-23.17	H	peak

Remark:

1. *Measuring frequencies from 1 GHz to the 10th harmonic of highest fundamental frequency.*
2. *Radiated emissions measured in frequency above 1000MHz were made with an instrument using peak/average detector mode.*
3. *Average test would be performed if the peak result were greater than the average limit.*
4. *Data of measurement within this frequency range shown " --- " in the table above means the reading of emissions are attenuated more than 20dB below the permissible limits or the field strength is too small to be measured.*
5. *Measurements above show only up to 6 maximum emissions noted, or would be lesser, with " N/A " remark, if no specific emissions from the EUT are recorded (ie: margin>20dB from the applicable limit) and considered that's already beyond the background noise floor.*
6. *Margin (dB) = Remark result (dBuV/m) – Average limit (dBuV/m).*

This report shall not be reproduced except in full, without the written approval of Compliance Certification Services (Shenzhen) Inc.

Test Mode: TX / IEEE 802.11n HT 20 MHz / 5745MHz /(CH Low) **Tested by:** Darry Wu
Ambient temperature: 24°C **Relative humidity:** 52% RH **Date:** January 3, 2018

Frequency (MHz)	Reading (dBuV)	Correction Factor (dB/m)	Result (dBuV/m)	Limit (dBuV/m)	Margin (dB)	Antenna Pole (V/H)	Remark
7152.000	31.29	8.00	39.29	74.00	-34.71	V	peak
8184.000	31.65	9.55	41.20	74.00	-32.80	V	peak
10716.000	30.76	14.20	44.96	74.00	-29.04	V	peak
11496.000	34.34	14.86	49.20	74.00	-24.80	V	peak
12420.000	30.72	16.03	46.75	74.00	-27.25	V	peak
13284.000	29.77	18.70	48.47	74.00	-25.53	V	peak
6948.000	31.61	7.62	39.23	74.00	-34.77	H	Peak
8400.000	32.27	9.43	41.70	74.00	-32.30	H	Peak
10044.000	31.07	12.12	43.19	74.00	-30.81	H	Peak
11172.000	31.41	15.00	46.41	74.00	-27.59	H	peak
11484.000	31.49	14.87	46.36	74.00	-27.64	H	peak
13068.000	29.55	18.13	47.68	74.00	-26.32	H	peak

Remark:

1. *Measuring frequencies from 1 GHz to the 10th harmonic of highest fundamental frequency.*
2. *Radiated emissions measured in frequency above 1000MHz were made with an instrument using peak/average detector mode.*
3. *Average test would be performed if the peak result were greater than the average limit.*
4. *Data of measurement within this frequency range shown " --- " in the table above means the reading of emissions are attenuated more than 20dB below the permissible limits or the field strength is too small to be measured.*
5. *Measurements above show only up to 6 maximum emissions noted, or would be lesser, with " N/A " remark, if no specific emissions from the EUT are recorded (ie: margin>20dB from the applicable limit) and considered that's already beyond the background noise floor.*
6. *Margin (dB) = Remark result (dBuV/m) – Average limit (dBuV/m).*

This report shall not be reproduced except in full, without the written approval of Compliance Certification Services (Shenzhen) Inc.

Test Mode: TX / IEEE 802.11n HT 20 MHz / 5785MHz /(CH Mid) **Tested by:** Darry Wu
Ambient temperature: 24°C **Relative humidity:** 52% RH **Date:** January 3, 2018

Frequency (MHz)	Reading (dBuV)	Correction Factor (dB/m)	Result (dBuV/m)	Limit (dBuV/m)	Margin (dB)	Antenna Pole (V/H)	Remark
7932.000	31.89	9.52	41.41	74.00	-32.59	V	peak
10236.000	30.98	12.71	43.69	74.00	-30.31	V	peak
11172.000	31.85	15.00	46.85	74.00	-27.15	V	peak
11964.000	31.38	14.66	46.04	74.00	-27.96	V	peak
12336.000	30.85	15.75	46.60	74.00	-27.40	V	peak
13212.000	29.48	18.51	47.99	74.00	-26.01	V	peak
8172.000	31.78	9.56	41.34	74.00	-32.66	H	Peak
9924.000	31.35	11.76	43.11	74.00	-30.89	H	Peak
10668.000	30.49	14.05	44.54	74.00	-29.46	H	Peak
11208.000	31.66	14.99	46.65	74.00	-27.35	H	peak
11868.000	31.61	14.70	46.31	74.00	-27.69	H	peak
13296.000	29.25	18.73	47.98	74.00	-26.02	H	peak

Remark:

1. *Measuring frequencies from 1 GHz to the 10th harmonic of highest fundamental frequency.*
2. *Radiated emissions measured in frequency above 1000MHz were made with an instrument using peak/average detector mode.*
3. *Average test would be performed if the peak result were greater than the average limit.*
4. *Data of measurement within this frequency range shown " --- " in the table above means the reading of emissions are attenuated more than 20dB below the permissible limits or the field strength is too small to be measured.*
5. *Measurements above show only up to 6 maximum emissions noted, or would be lesser, with " N/A " remark, if no specific emissions from the EUT are recorded (ie: margin>20dB from the applicable limit) and considered that's already beyond the background noise floor.*
6. *Margin (dB) = Remark result (dBuV/m) – Average limit (dBuV/m).*

This report shall not be reproduced except in full, without the written approval of Compliance Certification Services (Shenzhen) Inc.

Test Mode: TX / IEEE 802.11n HT 20 MHz / 5825MHz /(CH High) **Tested by:** Darry Wu
Ambient temperature: 24°C **Relative humidity:** 52% RH **Date:** January 3, 2018

Frequency (MHz)	Reading (dBuV)	Correction Factor (dB/m)	Result (dBuV/m)	Limit (dBuV/m)	Margin (dB)	Antenna Pole (V/H)	Remark
7644.000	32.02	8.96	40.98	74.00	-33.02	V	peak
9060.000	32.14	9.27	41.41	74.00	-32.59	V	peak
10080.000	31.00	12.23	43.23	74.00	-30.77	V	peak
10440.000	30.04	13.34	43.38	74.00	-30.62	V	peak
11652.000	32.28	14.79	47.07	74.00	-26.93	V	peak
12528.000	30.31	16.39	46.70	74.00	-27.30	V	peak
7164.000	31.79	8.02	39.81	74.00	-34.19	H	Peak
8160.000	31.78	9.56	41.34	74.00	-32.66	H	Peak
10740.000	30.55	14.27	44.82	74.00	-29.18	H	Peak
11172.000	31.44	15.00	46.44	74.00	-27.56	H	peak
12612.000	30.31	16.67	46.98	74.00	-27.02	H	peak
13224.000	29.56	18.54	48.10	74.00	-25.90	H	peak

Remark:

1. *Measuring frequencies from 1 GHz to the 10th harmonic of highest fundamental frequency.*
2. *Radiated emissions measured in frequency above 1000MHz were made with an instrument using peak/average detector mode.*
3. *Average test would be performed if the peak result were greater than the average limit.*
4. *Data of measurement within this frequency range shown "---" in the table above means the reading of emissions are attenuated more than 20dB below the permissible limits or the field strength is too small to be measured.*
5. *Measurements above show only up to 6 maximum emissions noted, or would be lesser, with " N/A " remark, if no specific emissions from the EUT are recorded (ie: margin>20dB from the applicable limit) and considered that's already beyond the background noise floor.*
6. *Margin (dB) = Remark result (dBuV/m) – Average limit (dBuV/m).*

This report shall not be reproduced except in full, without the written approval of Compliance Certification Services (Shenzhen) Inc.

Antenna 0 + Antenna 1 + Antenna 2 + Antenna 3

Test Mode: TX / IEEE 802.11n HT 40 MHz / 5190MHz /(CH Low) **Tested by:** Darry Wu

Ambient temperature: 24°C **Relative humidity:** 52% RH **Date:** January 3, 2018

Frequency (MHz)	Reading (dBuV)	Correction Factor (dB/m)	Result (dBuV/m)	Limit (dBuV/m)	Margin (dB)	Antenna Pole (V/H)	Remark
8208.000	31.87	9.54	41.41	74.00	-32.59	V	peak
10608.000	30.45	13.86	44.31	74.00	-29.69	V	peak
11148.000	30.99	15.01	46.00	74.00	-28.00	V	peak
12468.000	30.71	16.19	46.90	74.00	-27.10	V	peak
13008.000	30.03	17.97	48.00	74.00	-26.00	V	peak
15564.000	34.27	18.59	52.86	74.00	-21.14	V	peak
15564.000	33.15	18.59	51.74	54.00	-2.26	V	AVG
9000.000	32.16	9.10	41.26	74.00	-32.74	H	Peak
10116.000	31.06	12.34	43.40	74.00	-30.60	H	Peak
11148.000	31.41	15.01	46.42	74.00	-27.58	H	Peak
12540.000	30.24	16.43	46.67	74.00	-27.33	H	peak
13176.000	29.05	18.41	47.46	74.00	-26.54	H	peak
15552.000	33.73	18.65	52.38	74.00	-21.62	H	peak
15552.000	32.94	18.65	51.59	54.00	-2.41	H	AVG

Remark:

1. *Measuring frequencies from 1 GHz to the 10th harmonic of highest fundamental frequency.*
2. *Radiated emissions measured in frequency above 1000MHz were made with an instrument using peak/average detector mode.*
3. *Average test would be performed if the peak result were greater than the average limit.*
4. *Data of measurement within this frequency range shown "---" in the table above means the reading of emissions are attenuated more than 20dB below the permissible limits or the field strength is too small to be measured.*
5. *Measurements above show only up to 6 maximum emissions noted, or would be lesser, with " N/A " remark, if no specific emissions from the EUT are recorded (ie: margin>20dB from the applicable limit) and considered that's already beyond the background noise floor.*
6. *Margin (dB) = Remark result (dBuV/m) – Average limit (dBuV/m).*

This report shall not be reproduced except in full, without the written approval of Compliance Certification Services (Shenzhen) Inc.

Test Mode: TX / IEEE 802.11n HT 40 MHz / 5230MHz /(CH High) **Tested by:** Darry Wu
Ambient temperature: 24°C **Relative humidity:** 52% RH **Date:** January 3, 2018

Frequency (MHz)	Reading (dBuV)	Correction Factor (dB/m)	Result (dBuV/m)	Limit (dBuV/m)	Margin (dB)	Antenna Pole (V/H)	Remark
6492.000	32.98	6.88	39.86	74.00	-34.14	V	peak
8184.000	31.94	9.55	41.49	74.00	-32.51	V	peak
10668.000	30.36	14.05	44.41	74.00	-29.59	V	peak
11136.000	31.32	15.02	46.34	74.00	-27.66	V	peak
12444.000	30.77	16.11	46.88	74.00	-27.12	V	peak
15684.000	34.73	18.05	52.78	74.00	-21.22	V	peak
15684.000	33.64	18.05	51.69	54.00	-2.31	V	AVG
7020.000	32.02	7.74	39.76	74.00	-34.24	H	Peak
9324.000	31.64	10.03	41.67	74.00	-32.33	H	Peak
10764.000	30.08	14.35	44.43	74.00	-29.57	H	Peak
11160.000	31.60	15.01	46.61	74.00	-27.39	H	peak
13236.000	29.44	18.57	48.01	74.00	-25.99	H	peak
15696.000	34.02	17.99	52.01	74.00	-21.99	H	peak
15696.000	33.36	17.99	51.35	54.00	-2.65	H	AVG

Remark:

1. *Measuring frequencies from 1 GHz to the 10th harmonic of highest fundamental frequency.*
2. *Radiated emissions measured in frequency above 1000MHz were made with an instrument using peak/average detector mode.*
3. *Average test would be performed if the peak result were greater than the average limit.*
4. *Data of measurement within this frequency range shown "---" in the table above means the reading of emissions are attenuated more than 20dB below the permissible limits or the field strength is too small to be measured.*
5. *Measurements above show only up to 6 maximum emissions noted, or would be lesser, with " N/A " remark, if no specific emissions from the EUT are recorded (ie: margin>20dB from the applicable limit) and considered that's already beyond the background noise floor.*
6. *Margin (dB) = Remark result (dBuV/m) – Average limit (dBuV/m).*

This report shall not be reproduced except in full, without the written approval of Compliance Certification Services (Shenzhen) Inc.

Test Mode: TX / IEEE 802.11n HT 40 MHz / 5755MHz /(CH Low) **Tested by:** Darry Wu
Ambient temperature: 24°C **Relative humidity:** 52% RH **Date:** January 3, 2018

Frequency (MHz)	Reading (dBuV)	Correction Factor (dB/m)	Result (dBuV/m)	Limit (dBuV/m)	Margin (dB)	Antenna Pole (V/H)	Remark
7068.000	31.37	7.83	39.20	74.00	-34.80	V	peak
8076.000	31.36	9.61	40.97	74.00	-33.03	V	peak
10728.000	29.96	14.24	44.20	74.00	-29.80	V	peak
11148.000	31.78	15.01	46.79	74.00	-27.21	V	peak
12612.000	29.93	16.67	46.60	74.00	-27.40	V	peak
13260.000	28.97	18.63	47.60	74.00	-26.40	V	peak
6360.000	31.85	6.66	38.51	74.00	-35.49	H	Peak
7116.000	31.51	7.93	39.44	74.00	-34.56	H	Peak
8088.000	31.49	9.60	41.09	74.00	-32.91	H	Peak
11148.000	31.24	15.01	46.25	74.00	-27.75	H	peak
12108.000	30.63	15.00	45.63	74.00	-28.37	H	peak
13224.000	29.54	18.54	48.08	74.00	-25.92	H	peak

Remark:

1. *Measuring frequencies from 1 GHz to the 10th harmonic of highest fundamental frequency.*
2. *Radiated emissions measured in frequency above 1000MHz were made with an instrument using peak/average detector mode.*
3. *Average test would be performed if the peak result were greater than the average limit.*
4. *Data of measurement within this frequency range shown " --- " in the table above means the reading of emissions are attenuated more than 20dB below the permissible limits or the field strength is too small to be measured.*
5. *Measurements above show only up to 6 maximum emissions noted, or would be lesser, with " N/A " remark, if no specific emissions from the EUT are recorded (ie: margin>20dB from the applicable limit) and considered that's already beyond the background noise floor.*
6. *Margin (dB) = Remark result (dBuV/m) – Average limit (dBuV/m).*

This report shall not be reproduced except in full, without the written approval of Compliance Certification Services (Shenzhen) Inc.

Test Mode: TX / IEEE 802.11n HT 40 MHz / 5795MHz /(CH High) **Tested by:** Darry Wu
Ambient temperature: 24°C **Relative humidity:** 52% RH **Date:** January 3, 2018

Frequency (MHz)	Reading (dBuV)	Correction Factor (dB/m)	Result (dBuV/m)	Limit (dBuV/m)	Margin (dB)	Antenna Pole (V/H)	Remark
8016.000	31.47	9.64	41.11	74.00	-32.89	V	peak
9900.000	31.40	11.69	43.09	74.00	-30.91	V	peak
10536.000	31.09	13.64	44.73	74.00	-29.27	V	peak
11148.000	31.46	15.01	46.47	74.00	-27.53	V	peak
12312.000	30.73	15.67	46.40	74.00	-27.60	V	peak
13356.000	28.93	18.89	47.82	74.00	-26.18	V	peak
7728.000	31.74	9.12	40.86	74.00	-33.14	H	Peak
10896.000	30.58	14.76	45.34	74.00	-28.66	H	Peak
11160.000	31.55	15.01	46.56	74.00	-27.44	H	Peak
11688.000	31.10	14.78	45.88	74.00	-28.12	H	peak
12276.000	30.73	15.55	46.28	74.00	-27.72	H	peak
13188.000	29.33	18.44	47.77	74.00	-26.23	H	peak

Remark:

1. *Measuring frequencies from 1 GHz to the 10th harmonic of highest fundamental frequency.*
2. *Radiated emissions measured in frequency above 1000MHz were made with an instrument using peak/average detector mode.*
3. *Average test would be performed if the peak result were greater than the average limit.*
4. *Data of measurement within this frequency range shown " --- " in the table above means the reading of emissions are attenuated more than 20dB below the permissible limits or the field strength is too small to be measured.*
5. *Measurements above show only up to 6 maximum emissions noted, or would be lesser, with " N/A " remark, if no specific emissions from the EUT are recorded (ie: margin>20dB from the applicable limit) and considered that's already beyond the background noise floor.*
6. *Margin (dB) = Remark result (dBuV/m) – Average limit (dBuV/m).*

This report shall not be reproduced except in full, without the written approval of Compliance Certification Services (Shenzhen) Inc.

Antenna 0 + Antenna 1 + Antenna 2 + Antenna 3

Test Mode: TX / IEEE 802. 11ac 80 / 5210MHz /(CH Low) **Tested by:** Darry Wu

Ambient temperature: 24°C **Relative humidity:** 52% RH **Date:** January 3, 2018

Frequency (MHz)	Reading (dBuV)	Correction Factor (dB/m)	Result (dBuV/m)	Limit (dBuV/m)	Margin (dB)	Antenna Pole (V/H)	Remark
8016.000	31.23	9.64	40.87	74.00	-33.13	V	peak
8400.000	31.77	9.43	41.20	74.00	-32.80	V	peak
9420.000	31.02	10.31	41.33	74.00	-32.67	V	peak
10836.000	29.95	14.57	44.52	74.00	-29.48	V	peak
11328.000	31.54	14.94	46.48	74.00	-27.52	V	peak
13236.000	28.88	18.57	47.45	74.00	-26.55	V	peak
7968.000	31.43	9.59	41.02	74.00	-32.98	H	Peak
9468.000	31.34	10.45	41.79	74.00	-32.21	H	Peak
10440.000	34.34	13.34	47.68	74.00	-26.32	H	Peak
11424.000	31.34	14.89	46.23	74.00	-27.77	H	peak
13008.000	29.21	17.97	47.18	74.00	-26.82	H	peak
15648.000	39.96	18.21	58.17	74.00	-15.83	H	peak
15648.000	34.45	18.21	52.66	54.00	-1.34	H	AVG

Remark:

1. *Measuring frequencies from 1 GHz to the 10th harmonic of highest fundamental frequency.*
2. *Radiated emissions measured in frequency above 1000MHz were made with an instrument using peak/average detector mode.*
3. *Average test would be performed if the peak result were greater than the average limit.*
4. *Data of measurement within this frequency range shown " --- " in the table above means the reading of emissions are attenuated more than 20dB below the permissible limits or the field strength is too small to be measured.*
5. *Measurements above show only up to 6 maximum emissions noted, or would be lesser, with " N/A " remark, if no specific emissions from the EUT are recorded (ie: margin>20dB from the applicable limit) and considered that's already beyond the background noise floor.*
6. *Margin (dB) = Remark result (dBuV/m) – Average limit (dBuV/m).*

This report shall not be reproduced except in full, without the written approval of Compliance Certification Services (Shenzhen) Inc.

Test Mode: TX / IEEE 802.11ac 80 / 5775MHz **Tested by:** Darry Wu

Ambient temperature: 24°C **Relative humidity:** 52% RH **Date:** January 3, 2018

Frequency (MHz)	Reading (dBuV)	Correction Factor (dB/m)	Result (dBuV/m)	Limit (dBuV/m)	Margin (dB)	Antenna Pole (V/H)	Remark
8004.000	31.61	9.65	41.26	74.00	-32.74	V	peak
9948.000	31.05	11.83	42.88	74.00	-31.12	V	peak
10788.000	30.27	14.42	44.69	74.00	-29.31	V	peak
11256.000	31.52	14.97	46.49	74.00	-27.51	V	peak
12552.000	30.27	16.47	46.74	74.00	-27.26	V	peak
13080.000	29.55	18.16	47.71	74.00	-26.29	V	peak
6936.000	31.42	7.60	39.02	74.00	-34.98	H	Peak
7872.000	31.89	9.40	41.29	74.00	-32.71	H	Peak
10332.000	29.97	13.01	42.98	74.00	-31.02	H	Peak
11136.000	31.83	15.02	46.85	74.00	-27.15	H	peak
11496.000	31.50	14.86	46.36	74.00	-27.64	H	peak
13248.000	28.81	18.60	47.41	74.00	-26.59	H	peak

Remark:

1. *Measuring frequencies from 1 GHz to the 10th harmonic of highest fundamental frequency.*
2. *Radiated emissions measured in frequency above 1000MHz were made with an instrument using peak/average detector mode.*
3. *Average test would be performed if the peak result were greater than the average limit.*
4. *Data of measurement within this frequency range shown " --- " in the table above means the reading of emissions are attenuated more than 20dB below the permissible limits or the field strength is too small to be measured.*
5. *Measurements above show only up to 6 maximum emissions noted, or would be lesser, with " N/A " remark, if no specific emissions from the EUT are recorded (ie: margin>20dB from the applicable limit) and considered that's already beyond the background noise floor.*
6. *Margin (dB) = Remark result (dBuV/m) – Average limit (dBuV/m).*

This report shall not be reproduced except in full, without the written approval of Compliance Certification Services (Shenzhen) Inc.

6.8 CONDUCTED UNDESIRABLE EMISSION

6.8.1 LIMIT

According to 15.407(b),

(1) For transmitters operating in the 5.15-5.25 GHz band: all emissions outside of the 5.15-5.35 GHz band shall not exceed an EIRP of -27 dBm/MHz.

(2) All emissions shall be limited to a level of −27 dBm/MHz at 75 MHz or more above or below the band edge increasing linearly to 10 dBm/MHz at 25 MHz above or below the band edge, and from 25 MHz above or below the band edge increasing linearly to a level of 15.6 dBm/MHz at 5 MHz above or below the band edge, and from 5 MHz above or below the band edge increasing linearly to a level of 27 dBm/MHz at the band edge.

(3) The provisions of §15.205 apply to intentional radiators operating under this section.

6.8.2 TEST CONFIGURATION

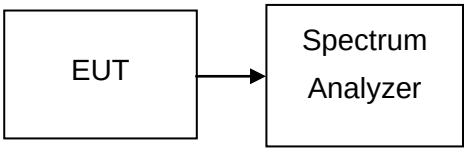

6.8.3 TEST PROCEDURE

Conducted RF measurements of the transmitter output were made to confirm that the EUT antenna port conducted emissions meet the specified limit and to identify any spurious signals that require further investigation or measurements on the radiated emissions site.

The transmitter output is connected to the spectrum analyzer. The resolution bandwidth is set to 1MHz. The video bandwidth is set to 3MHz. Peak detection measurements are compared to the average EIRP limit, adjusted for the maximum antenna gain. If necessary, additional average detection measurements are made.

Measurements are made over the 30 MHz to 40 GHz range with the transmitter set to the lowest, middle, and highest channels.

6.8.4 TEST RESULTS

No non-compliance noted

This report shall not be reproduced except in full, without the written approval of Compliance Certification Services (Shenzhen) Inc.

Test Plot

Antenna 0

IEEE 802.11a mode / 5745 ~ 5825MHz

CH Low

Detector mode: Peak **Polarity: Vertical**

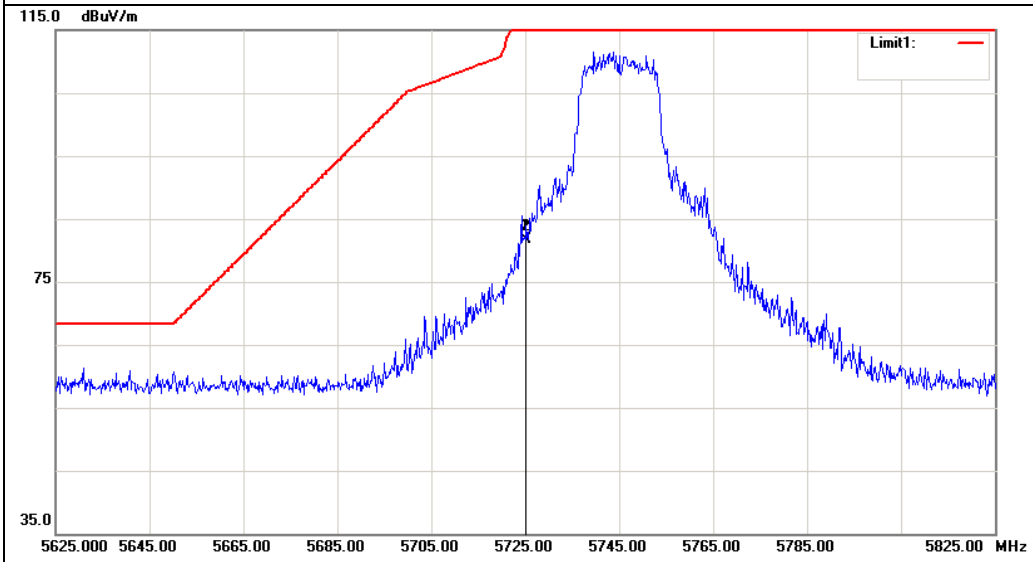

Detector mode: Peak **Polarity: Horizontal**

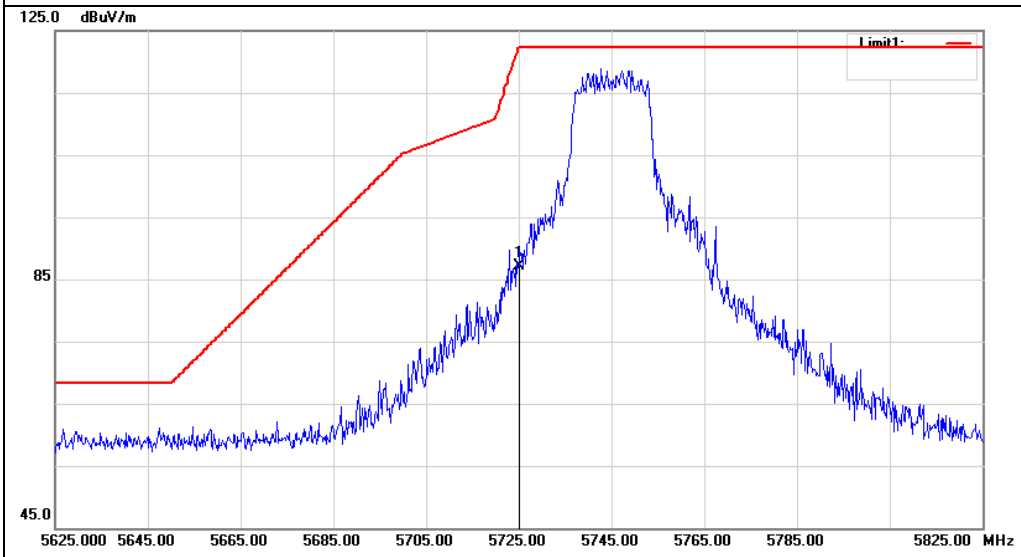

No.	Frequency (MHz)	Reading (dB)	Factor (dB/m)	Result (dB/m)	Limit (dB/m)	Margin (dB)	Remark	Antenna Polar
1	5725.000	75.74	5.96	81.70	122.20	-40.50	Peak	Vertical
2	5725.000	81.20	5.96	87.16	122.20	-35.04	Peak	Vertical

This report shall not be reproduced except in full, without the written approval of Compliance Certification Services (Shenzhen) Inc.

IEEE 802.11a mode / 5745 ~ 5825MHz

CH High

Detector mode: Peak **Polarity: Vertical**

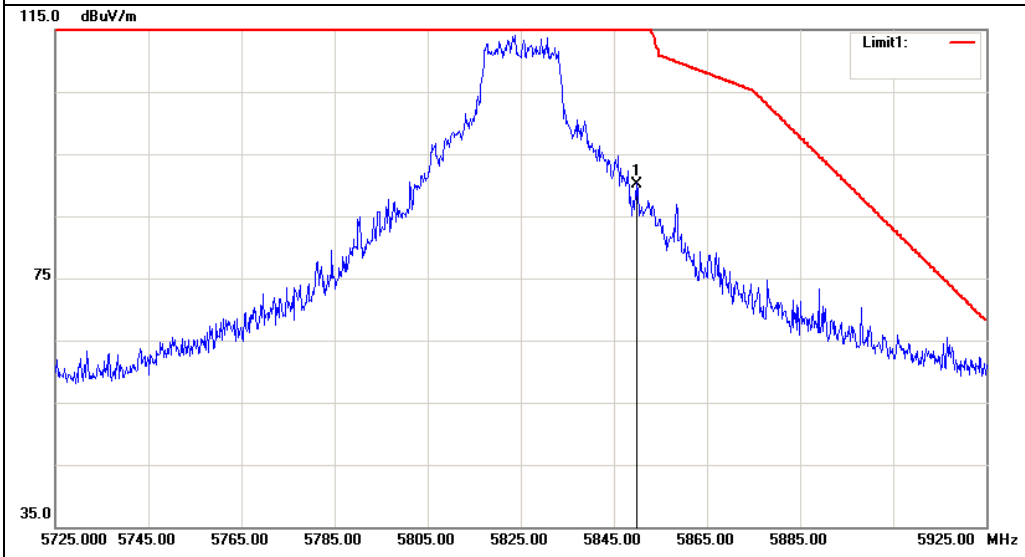

Detector mode: Peak **Polarity: Horizontal**

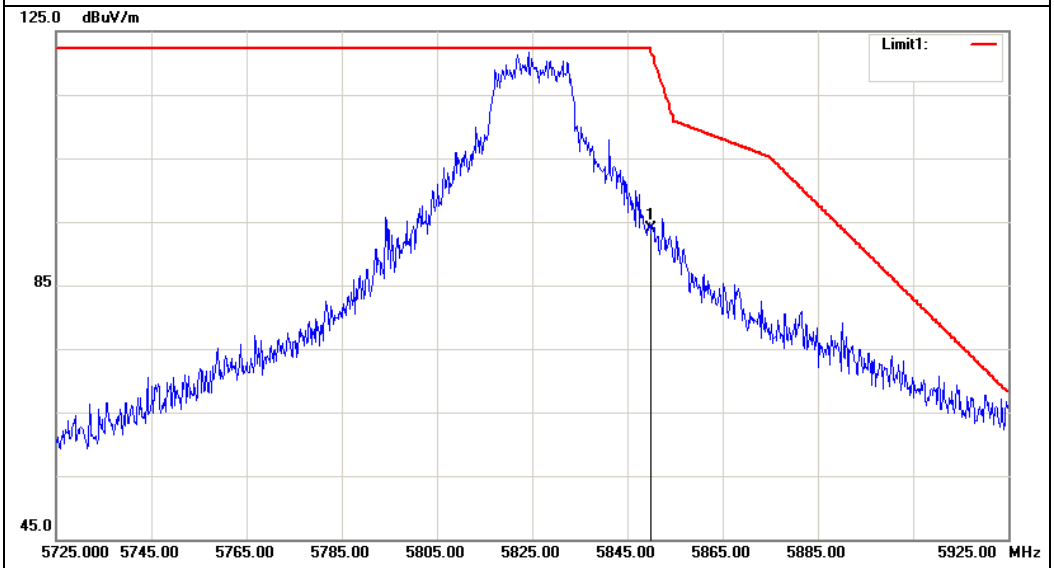

No.	Frequency (MHz)	Reading (dB)	Factor (dB/m)	Result (dB/m)	Limit (dB/m)	Margin (dB)	Remark	Antenna Polar
1	5850.000	84.18	6.02	90.20	122.20	-32.00	Peak	Vertical
2	5850.000	87.88	6.02	93.90	122.20	-28.30	Peak	Horizontal

This report shall not be reproduced except in full, without the written approval of Compliance Certification Services (Shenzhen) Inc.

Antenna 1

IEEE 802.11a mode / 5745 ~ 5825MHz

CH Low

Detector mode: Peak **Polarity: Vertical**

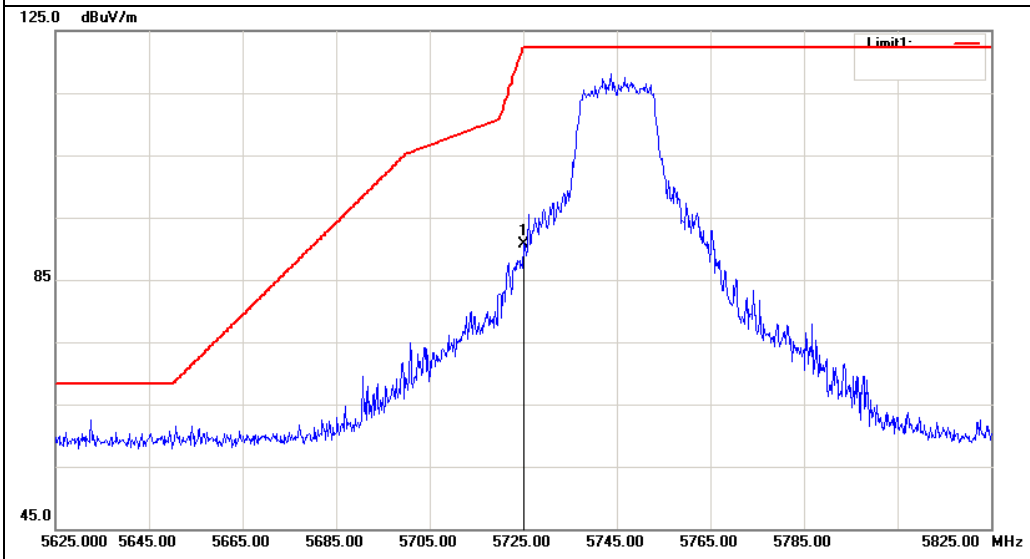

Detector mode: Peak **Polarity: Horizontal**

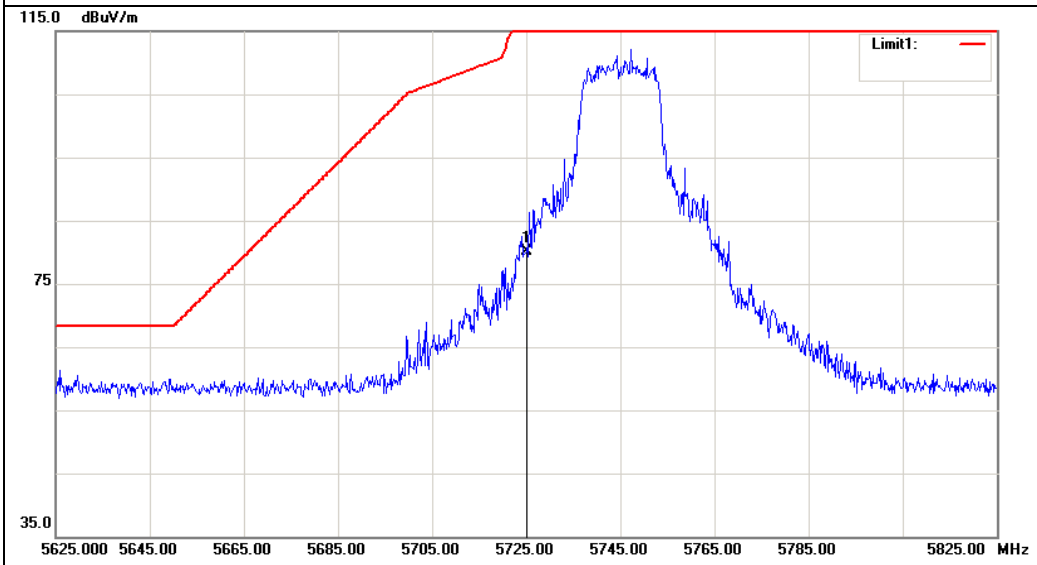

No.	Frequency (MHz)	Reading (dB)	Factor (dB/m)	Result (dB/m)	Limit (dB/m)	Margin (dB)	Remark	Antenna Polar
1	5725.000	84.71	5.96	90.67	122.20	-31.53	Peak	Vertical
2	5725.000	74.06	5.96	80.02	122.20	-42.18	Peak	Horizontal

This report shall not be reproduced except in full, without the written approval of Compliance Certification Services (Shenzhen) Inc.

IEEE 802.11a mode / 5745 ~ 5825MHz

CH High

Detector mode: Peak **Polarity: Vertical**

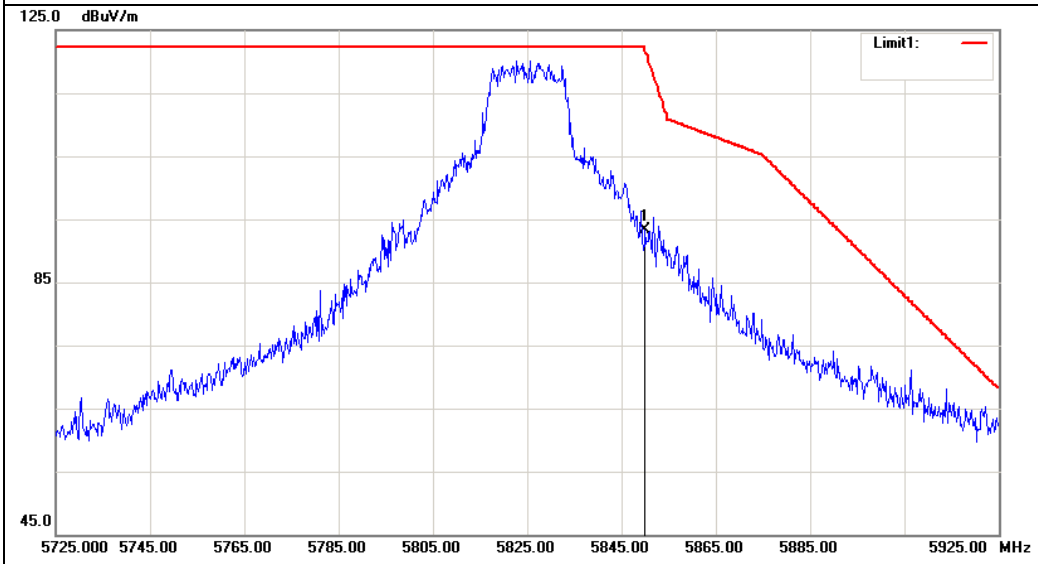

Detector mode: Peak **Polarity: Horizontal**

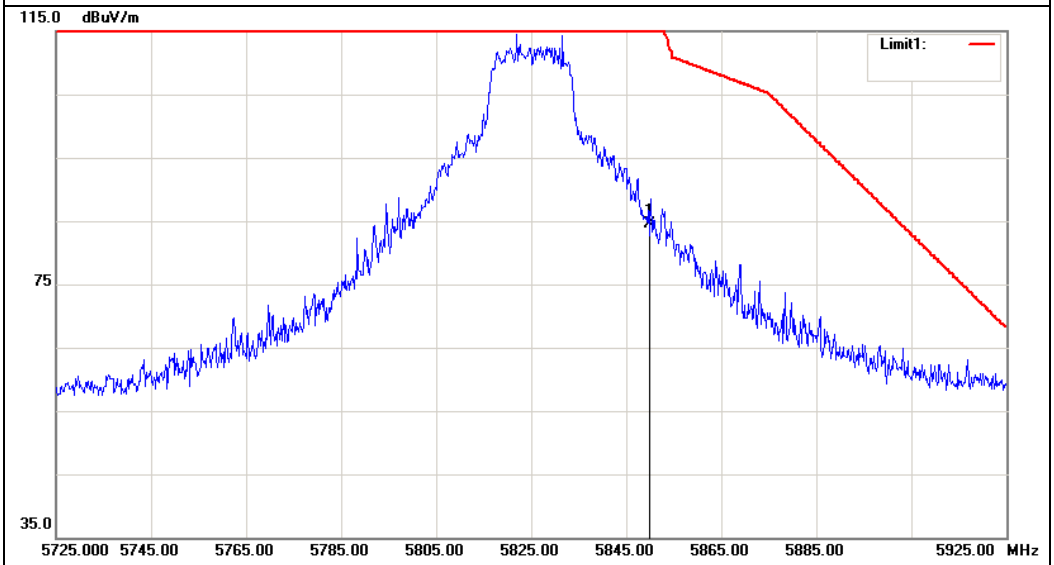

No.	Frequency (MHz)	Reading (dB)	Factor (dB/m)	Result (dB/m)	Limit (dB/m)	Margin (dB)	Remark	Antenna Polar
1	5850.000	87.25	6.02	93.27	122.20	-28.93	Peak	Vertical
2	5850.000	78.42	6.02	84.44	122.20	-37.76	Peak	Horizontal

This report shall not be reproduced except in full, without the written approval of Compliance Certification Services (Shenzhen) Inc.

Antenna 2

IEEE 802.11a mode / 5745 ~ 5825MHz

CH Low

Detector mode: Peak **Polarity: Vertical**

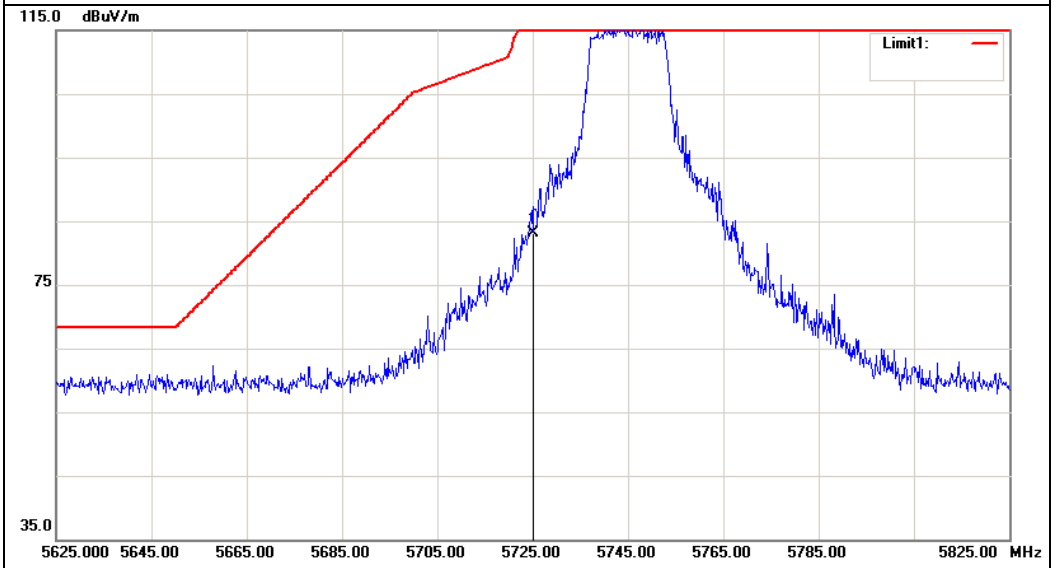

Detector mode: Peak **Polarity: Horizontal**

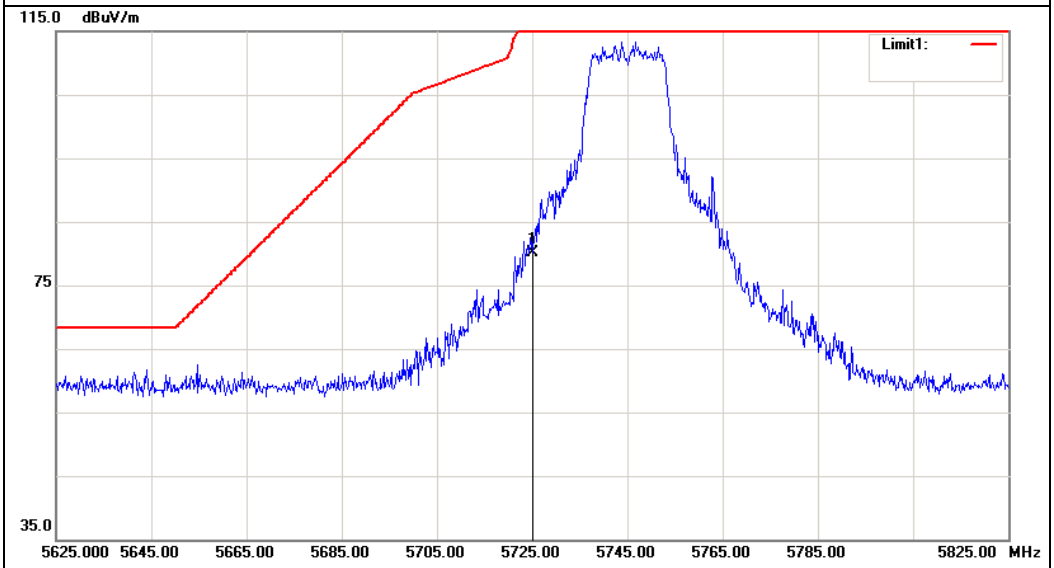

No.	Frequency (MHz)	Reading (dB)	Factor (dB/m)	Result (dB/m)	Limit (dB/m)	Margin (dB)	Remark	Antenna Polar
1	5725.000	77.24	5.96	83.20	122.20	-39.00	Peak	Vertical
2	5725.000	74.05	5.96	80.01	122.20	-42.19	Peak	Horizontal

This report shall not be reproduced except in full, without the written approval of Compliance Certification Services (Shenzhen) Inc.

IEEE 802.11a mode / 5745 ~ 5825MHz

CH High

Detector mode: Peak **Polarity: Vertical**

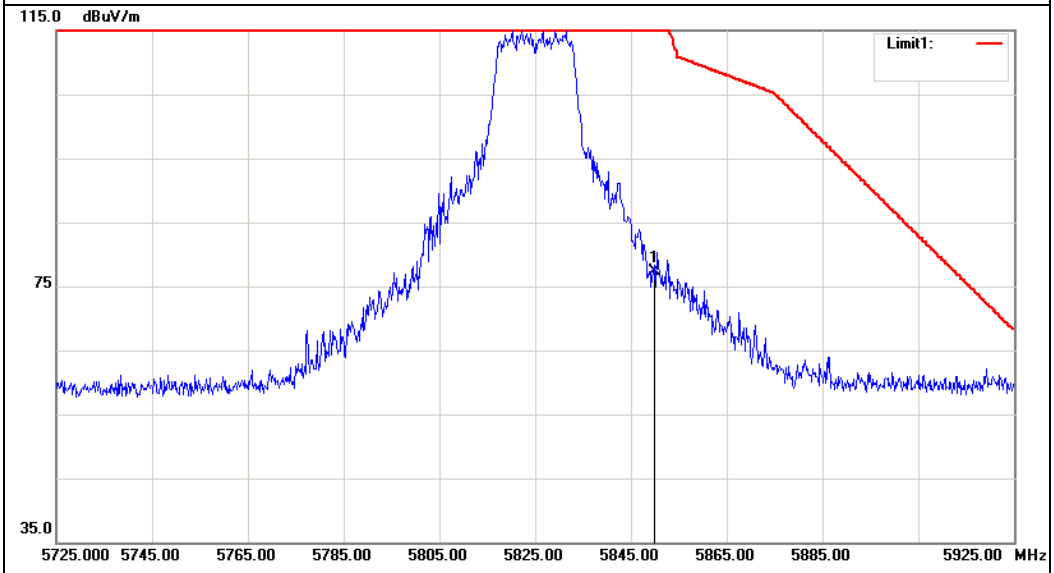

Detector mode: Peak **Polarity: Horizontal**

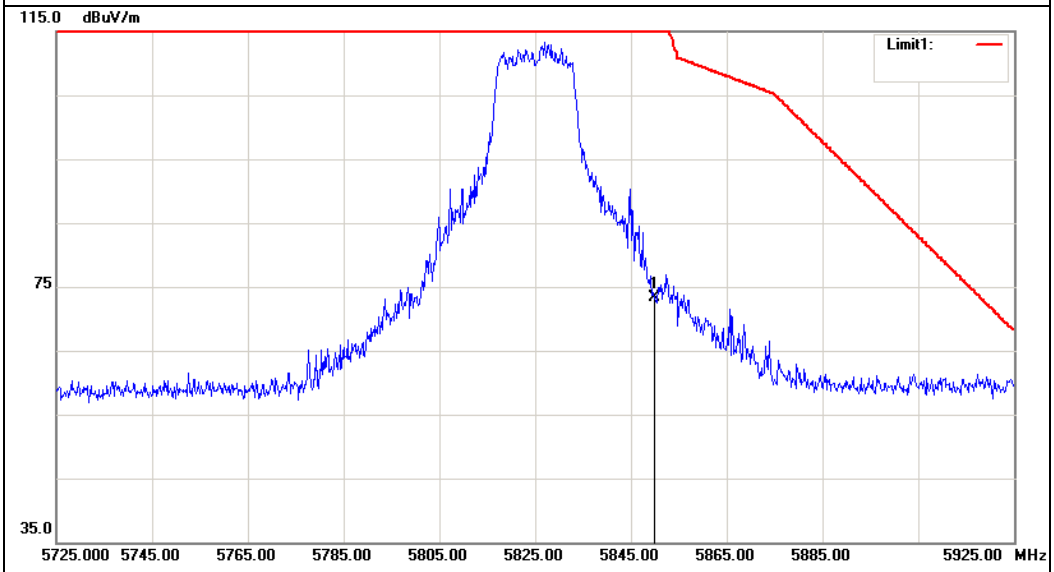

No.	Frequency (MHz)	Reading (dB)	Factor (dB/m)	Result (dB/m)	Limit (dB/m)	Margin (dB)	Remark	Antenna Polar
1	5850.000	71.21	6.02	77.23	122.20	-44.97	Peak	Vertical
2	5850.000	67.27	6.02	73.29	122.20	-48.91	Peak	Horizontal

This report shall not be reproduced except in full, without the written approval of Compliance Certification Services (Shenzhen) Inc.

Antenna 3

IEEE 802.11a mode / 5745 ~ 5825MHz

CH Low

Detector mode: Peak **Polarity: Vertical**

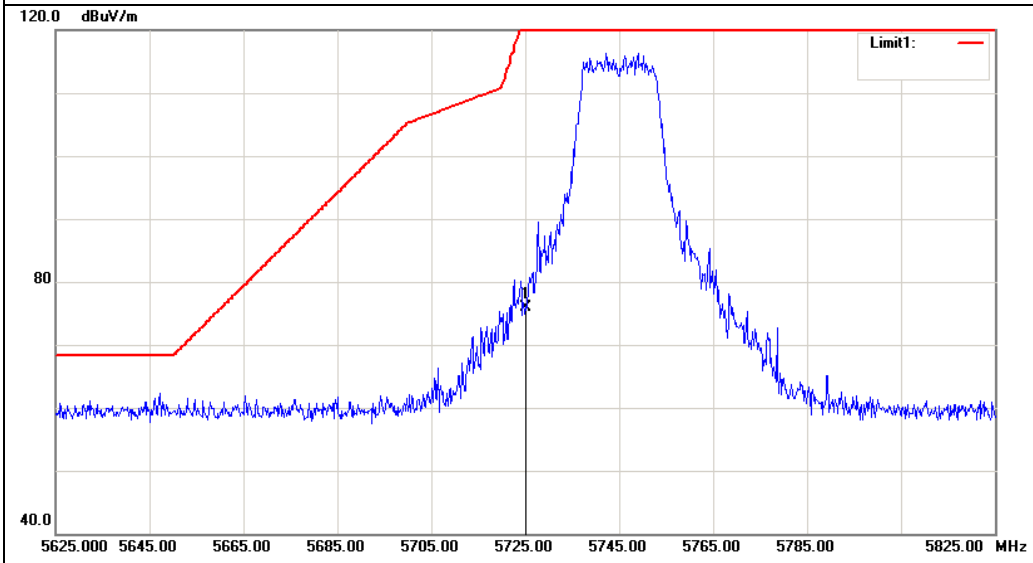

Detector mode: Peak **Polarity: Horizontal**

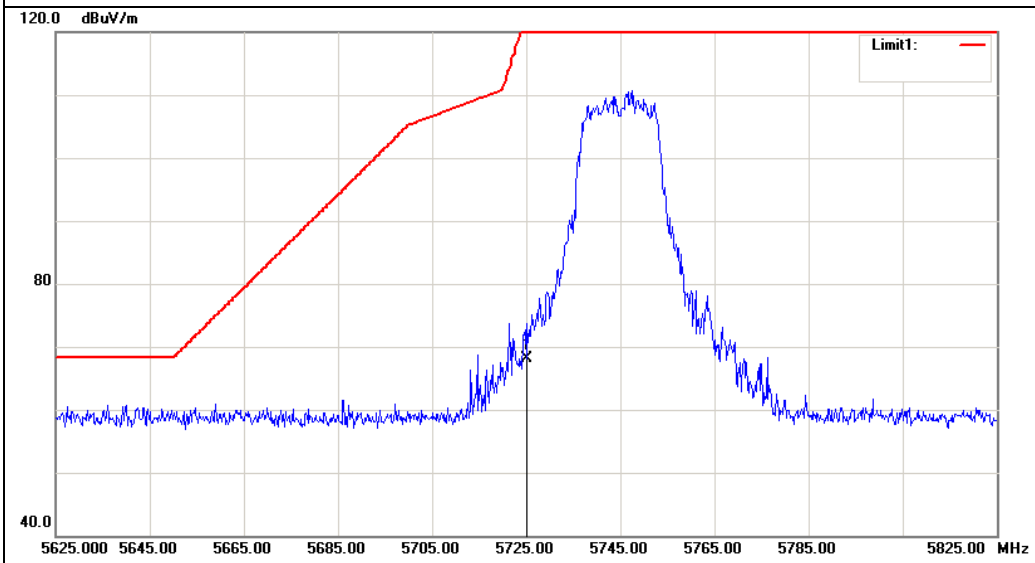

No.	Frequency (MHz)	Reading (dB)	Factor (dB/m)	Result (dB/m)	Limit (dB/m)	Margin (dB)	Remark	Antenna Polar
1	5725.000	69.93	5.96	75.89	122.20	-46.31	Peak	Vertical
2	5725.000	62.10	5.96	68.06	122.20	-54.14	Peak	Horizontal

This report shall not be reproduced except in full, without the written approval of Compliance Certification Services (Shenzhen) Inc.

IEEE 802.11a mode / 5745 ~ 5825MHz

CH High

Detector mode: Peak **Polarity: Vertical**

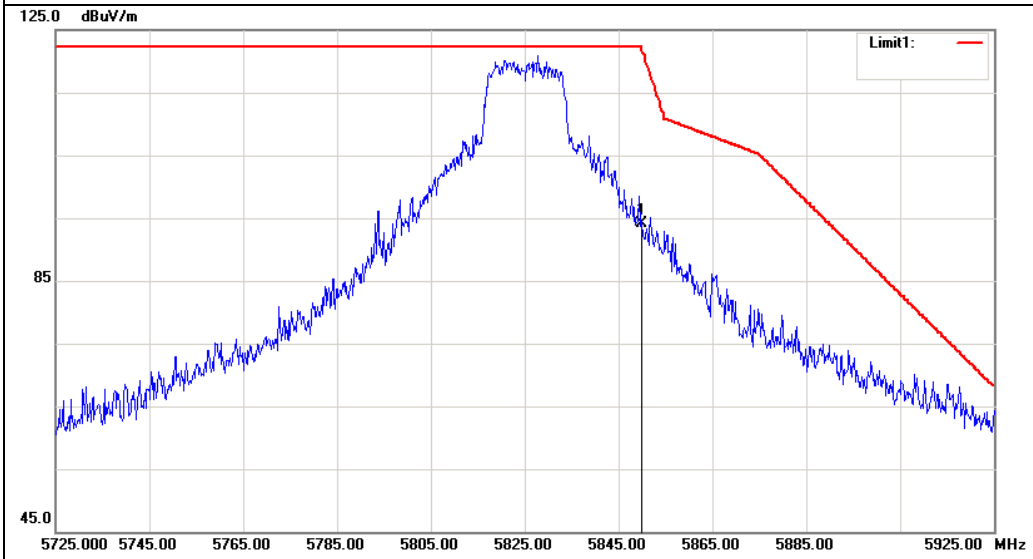

Detector mode: Peak **Polarity: Horizontal**

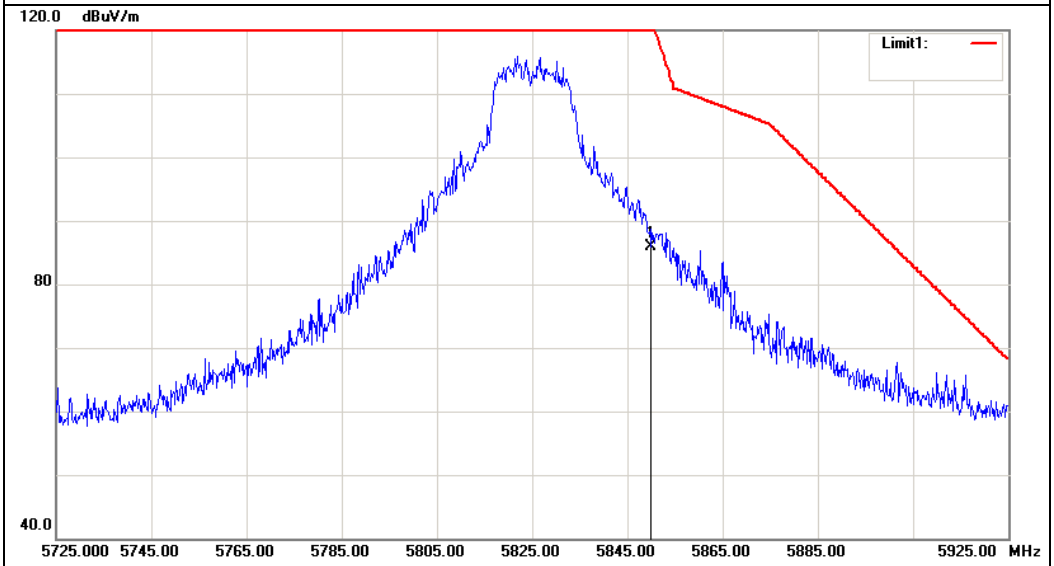

No.	Frequency (MHz)	Reading (dB)	Factor (dB/m)	Result (dB/m)	Limit (dB/m)	Margin (dB)	Remark	Antenna Polar
1	5850.000	88.02	6.02	94.04	122.20	-28.16	Peak	Vertical
2	**5850.000**	**79.80**	**6.02**	**85.82**	**122.20**	**-36.38**	Peak	Horizontal

This report shall not be reproduced except in full, without the written approval of Compliance Certification Services (Shenzhen) Inc.

Combine with antenna 0, antenna 1, antenna 2 and antenna 3

IEEE 802.11n HT 20 MHz mode / 5745 ~ 5825MHz

CH Low

Detector mode: Peak **Polarity: Vertical**

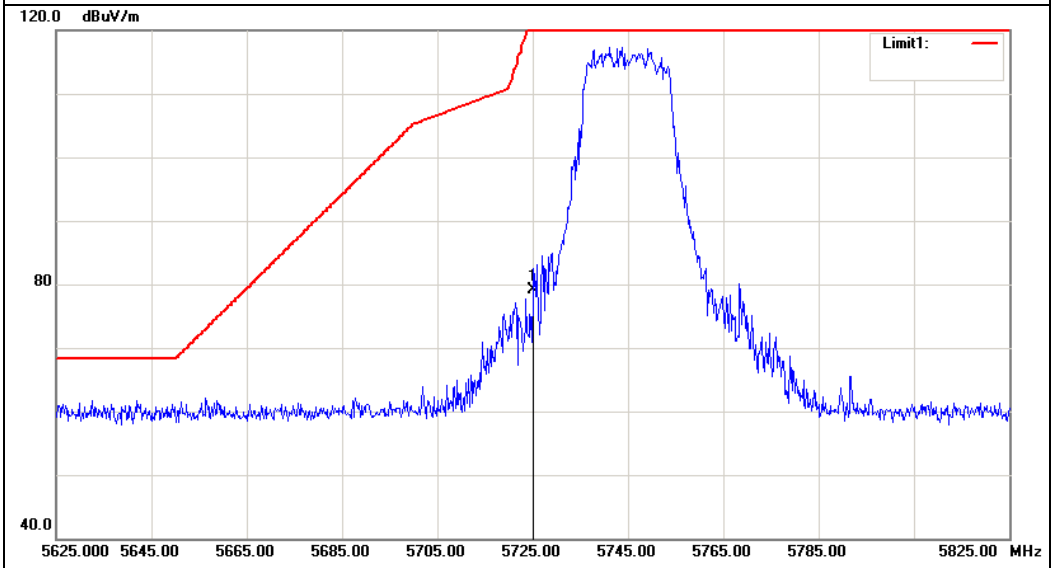

Detector mode: Peak **Polarity: Horizontal**

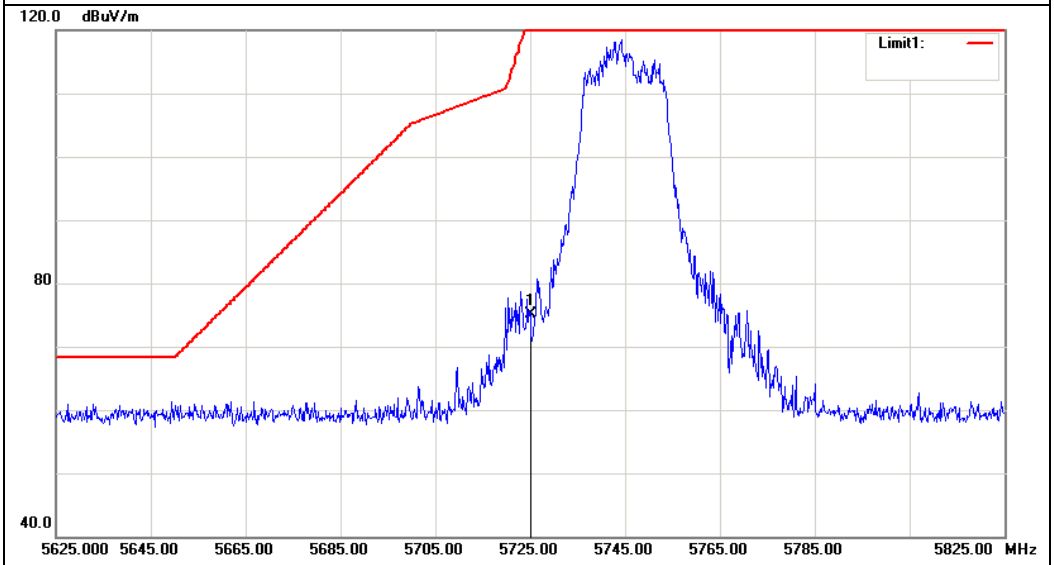

No.	Frequency (MHz)	Reading (dB)	Factor (dB/m)	Result (dB/m)	Limit (dB/m)	Margin (dB)	Remark	Antenna Polar
1	5725.000	73.18	5.96	79.14	122.20	-43.06	Peak	Vertical
2	5725.000	69.05	5.96	75.01	122.20	-47.19	Peak	Horizontal

This report shall not be reproduced except in full, without the written approval of Compliance Certification Services (Shenzhen) Inc.

IEEE 802.11n HT 20 MHz mode / 5745 ~ 5825MHz

CH High

Detector mode: Peak **Polarity: Vertical**

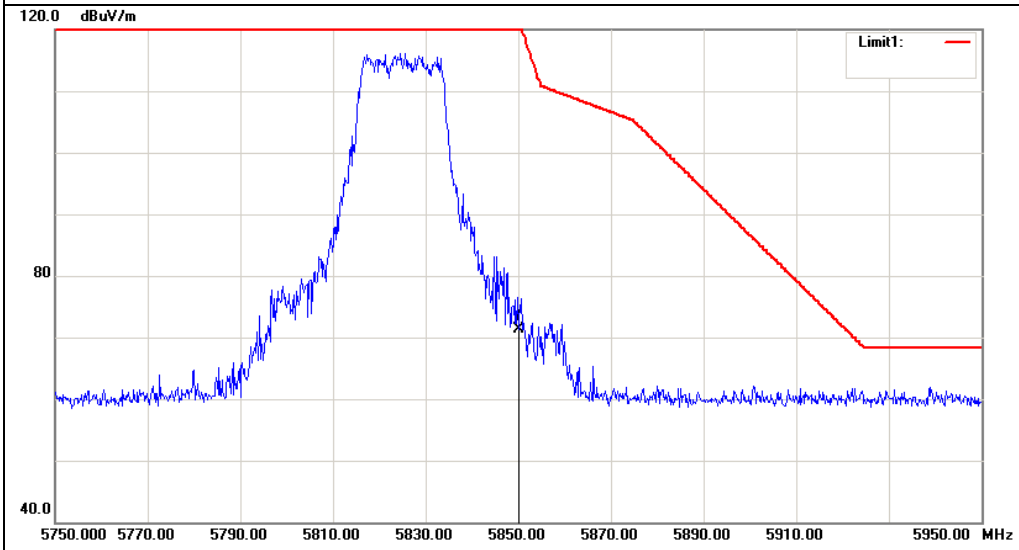

Detector mode: Peak **Polarity: Horizontal**

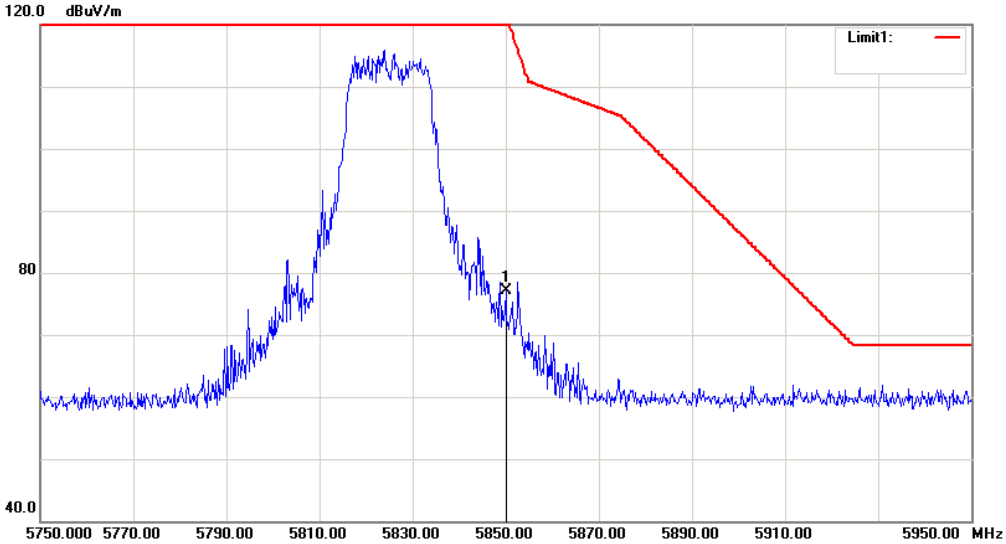

No.	Frequency (MHz)	Reading (dB)	Factor (dB/m)	Result (dB/m)	Limit (dB/m)	Margin (dB)	Remark	Antenna Polar
1	**5850.000**	**65.27**	**6.02**	**71.29**	**122.20**	**-50.91**	Peak	Vertical
2	**5850.000**	**71.17**	**6.02**	**77.19**	**122.20**	**-45.01**	Peak	Horizontal

This report shall not be reproduced except in full, without the written approval of Compliance Certification Services (Shenzhen) Inc.

IEEE 802.11n HT 40 MHz mode / 5755 ~ 5795MHz

CH Low

Detector mode: Peak **Polarity: Vertical**

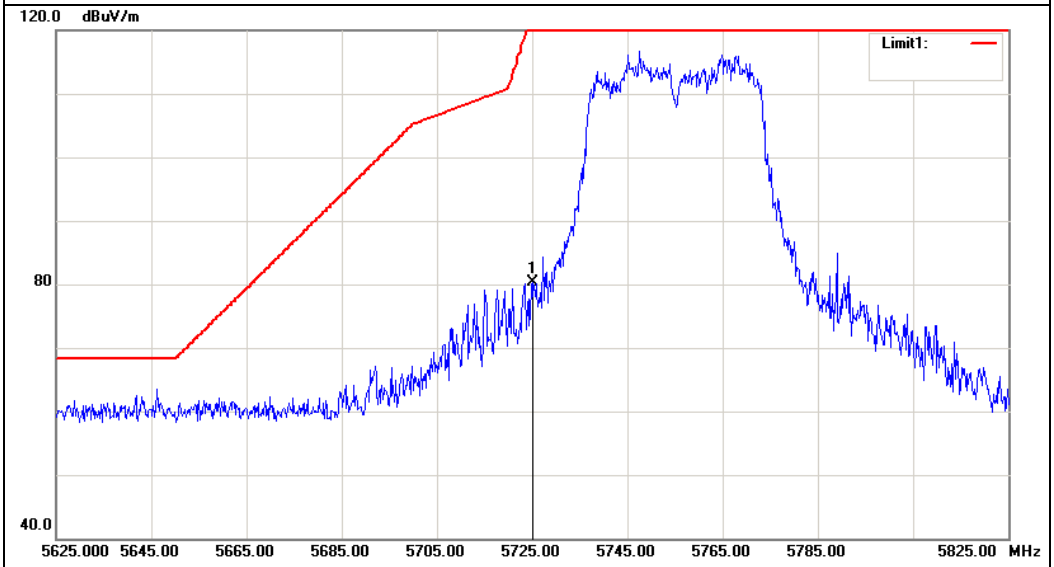

Detector mode: Peak **Polarity: Horizontal**

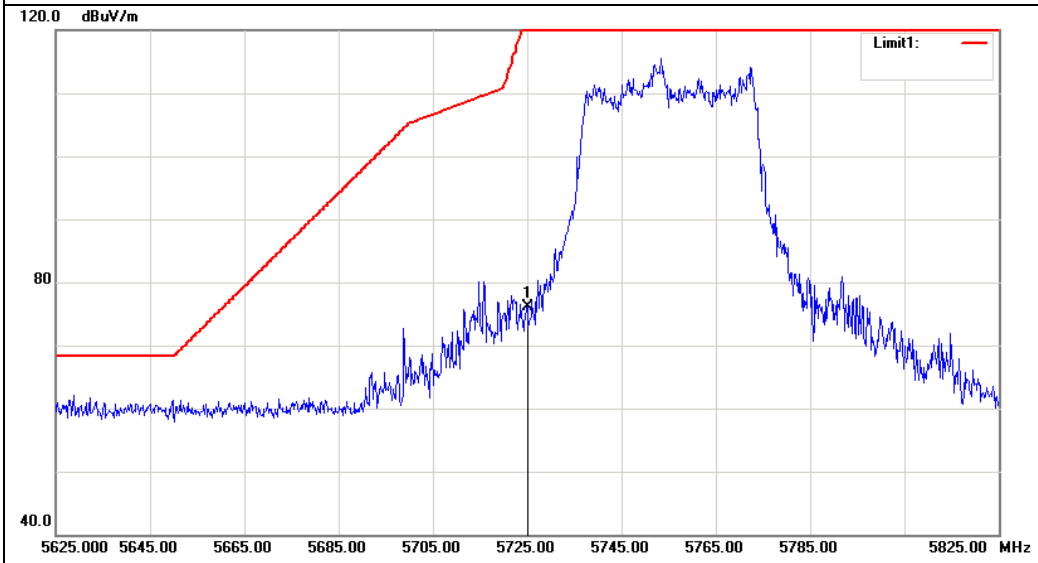

No.	Frequency (MHz)	Reading (dB)	Factor (dB/m)	Result (dB/m)	Limit (dB/m)	Margin (dB)	Remark	Antenna Polar
1	5725.000	74.36	5.96	80.32	122.20	-41.88	Peak	Vertical
2	**5725.000**	**70.18**	**5.96**	**76.14**	**122.20**	**-46.06**	Peak	Horizontal

This report shall not be reproduced except in full, without the written approval of Compliance Certification Services (Shenzhen) Inc.

IEEE 802.11n HT 40 MHz mode / 5755 ~ 5795MHz

CH High

Detector mode: Peak **Polarity: Vertical**

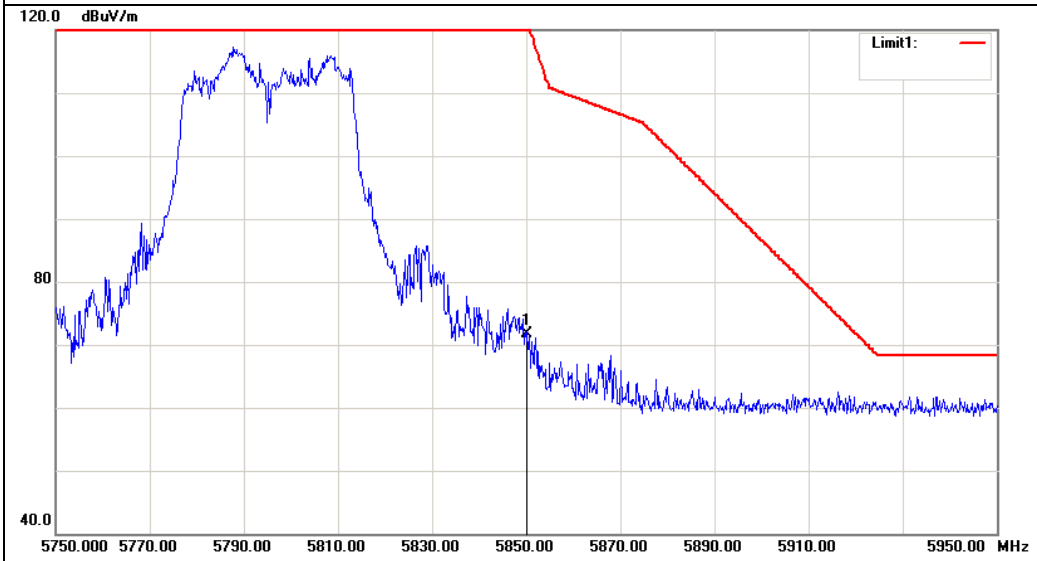

Detector mode: Peak **Polarity: Horizontal**

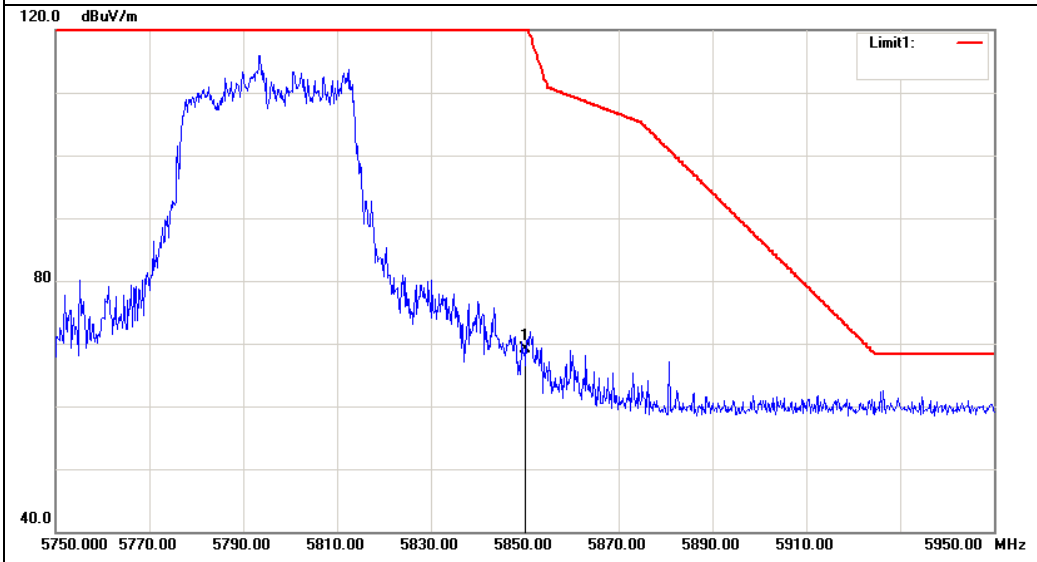

No.	Frequency (MHz)	Reading (dB)	Factor (dB/m)	Result (dB/m)	Limit (dB/m)	Margin (dB)	Remark	Antenna Polar
1	5850.000	65.66	6.02	71.68	122.20	-50.52	Peak	Vertical
2	5850.000	63.18	6.02	69.20	122.20	-53.00	Peak	Horizontal

This report shall not be reproduced except in full, without the written approval of Compliance Certification Services (Shenzhen) Inc.

IEEE 802.11ac 80 mode / 5775MHz

Detector mode: Peak **Polarity: Vertical**

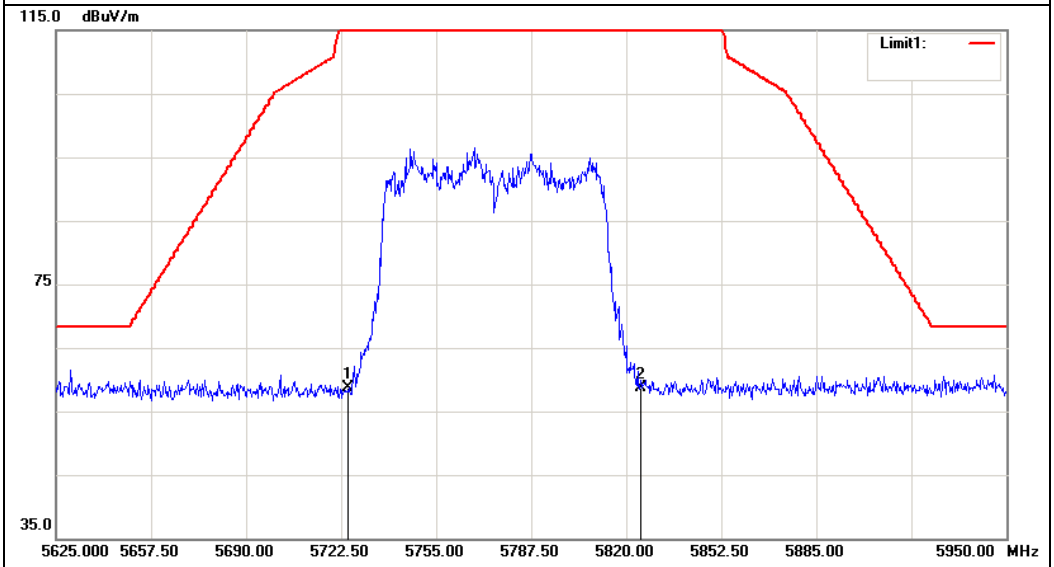

Detector mode: Peak **Polarity: Horizontal**

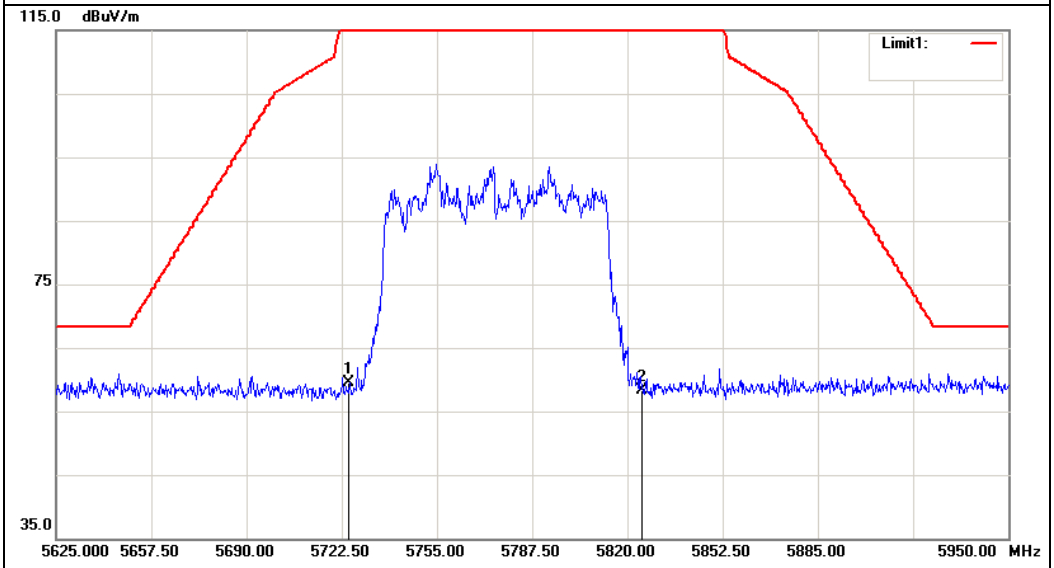

No.	Frequency (MHz)	Reading (dB)	Factor (dB/m)	Result (dB/m)	Limit (dB/m)	Margin (dB)	Remark	Antenna Polar
1	5725.000	52.82	5.96	58.78	122.20	-63.42	Peak	Vertical
2	5825.000	52.64	6.01	58.65	122.20	-63.55	Peak	Vertical
1	5725.000	53.50	5.96	59.46	122.20	-62.74	Peak	Horizontal
2	5825.000	52.29	6.01	58.30	122.20	-63.90	Peak	Horizontal

This report shall not be reproduced except in full, without the written approval of Compliance Certification Services (Shenzhen) Inc.

6.9 POWERLINE CONDUCTED EMISSIONS

6.9.1 LIMIT

According to §15.207(a), except as shown in paragraphs (b) and (c) of this section, for an intentional radiator that is designed to be connected to the public utility (AC) power line, the radio frequency voltage that is conducted back onto the AC power line on any frequency or frequencies within the band 150 kHz to 30 MHz shall not exceed the limits in the following table, as measured using a 50 µH/50 ohms line impedance stabilization network (LISN). Compliance with the provisions of this paragraph shall be based on the measurement of the radio frequency voltage between each power line and ground at the power terminal. The lower limit applies at the boundary between the frequency ranges.

Frequency Range (MHz)	Limits (dBµV)	
	Quasi-peak	Average
0.15 to 0.50	66 to 56*	56 to 46*
0.50 to 5	56	46
5 to 30	60	50

** Decreases with the logarithm of the frequency.*

6.9.2 TEST CONFIGURATION

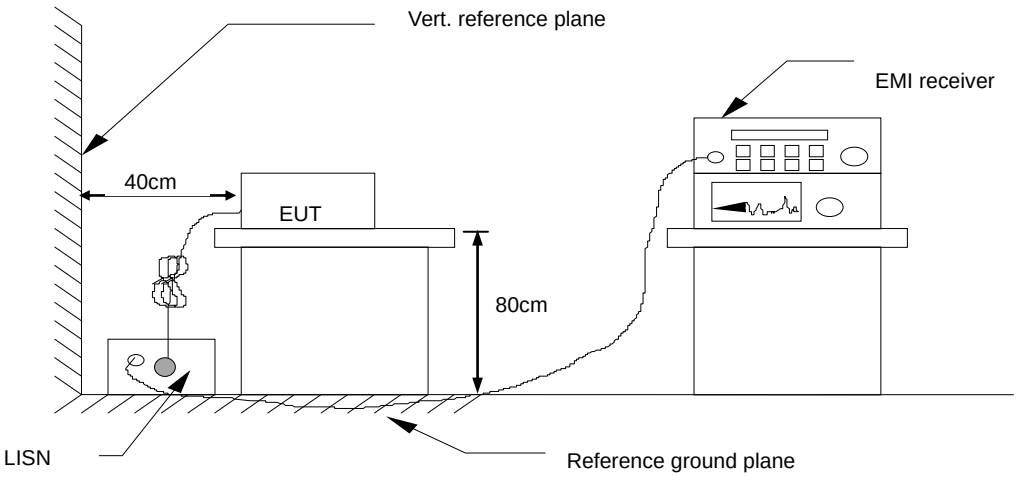

6.9.3 TEST PROCEDURE

1. The EUT was placed on a table, which is 0.8m above ground plane.
2. Maximum procedure was performed on the six highest emissions to ensure EUT compliance.
3. Repeat above procedures until all frequency measured were complete.

This report shall not be reproduced except in full, without the written approval of Compliance Certification Services (Shenzhen) Inc.

6.9.4 DATA SAMPLE

Frequency (MHz)	QuasiPeak Reading (dBuV)	Average Reading (dBuV)	Correction Factor (dB)	QuasiPeak Result (dBuV)	Average Result (dBuV)	QuasiPeak Limit (dBuV)	Average Limit (dBuV)	QuasiPeak Margin (dB)	Average Margin (dB)	Remark (Pass/Fail)
X.XXXX	32.69	25.65	11.52	44.21	37.17	65.78	55.79	-21.57	-18.62	Pass

Factor = Insertion loss of LISN + Cable Loss
Result = Quasi-peak Reading/ Average Reading + Factor
Limit = Limit stated in standard
Margin = Result (dBuV) – Limit (dBuV)

This report shall not be reproduced except in full, without the written approval of Compliance Certification Services (Shenzhen) Inc.

6.9.5 TEST RESULTS

Model No.	SR905acv	**RBW,VBW**	9 kHz
Environmental Conditions	22°C, 45% RH	**Test Mode**	Mode 1
Tested by	Luja Huang	**Line**	L
Test Date	August 13, 2018	**Test Voltage**	AC120V/60Hz

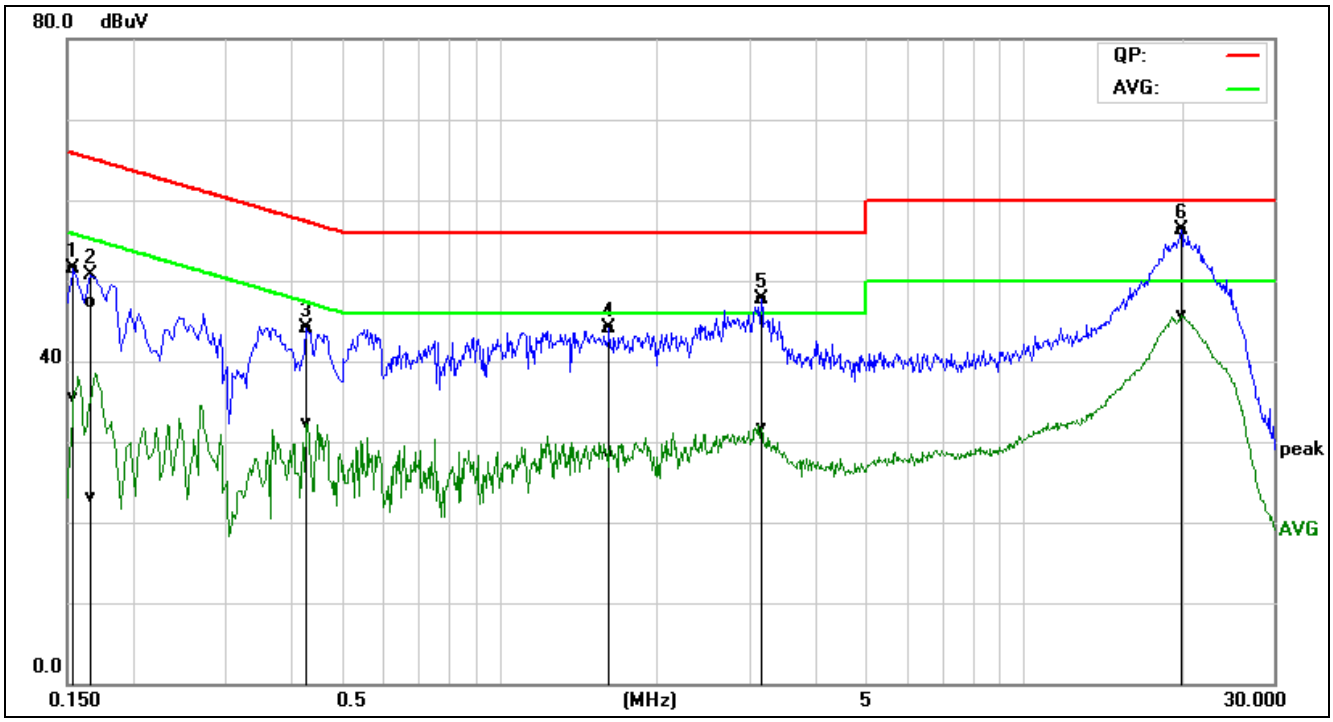

Frequency (MHz)	QuasiPeak Reading (dBuV)	Average Reading (dBuV)	Correction Factor (dB)	QuasiPeak Result (dBuV)	Average Result (dBuV)	QuasiPeak Limit (dBuV)	Average Limit (dBuV)	QuasiPeak Margin (dB)	Average Margin (dB)	Remark (Pass/Fail)	**Line**
0.1539	31.96	15.90	19.62	51.58	35.52	65.78	55.79	-14.20	-20.27	Pass	L
0.1677	27.60	3.45	19.63	47.23	23.08	65.07	55.07	-17.84	-31.99	Pass	L
0.4300	24.48	12.84	19.55	44.03	32.39	57.25	47.25	-13.22	-14.86	Pass	L
1.6260	24.39	8.67	19.65	44.04	28.32	56.00	46.00	-11.96	-17.68	Pass	L
3.1660	28.06	11.98	19.72	47.78	31.70	56.00	46.00	-8.22	-14.30	Pass	L
19.9580	35.92	25.35	20.32	56.24	45.67	60.00	50.00	-3.76	-4.33	Pass	L

REMARKS: *L = Live Line*

This report shall not be reproduced except in full, without the written approval of Compliance Certification Services (Shenzhen) Inc.

Model No.	SR905acv	**RBW,VBW**	9 kHz
Environmental Conditions	22°C, 45% RH	**Test Mode**	Mode 1
Tested by	Luja Huang	**Line**	N
Test Date	August 13, 2018	**Test Voltage**	AC120V/60Hz

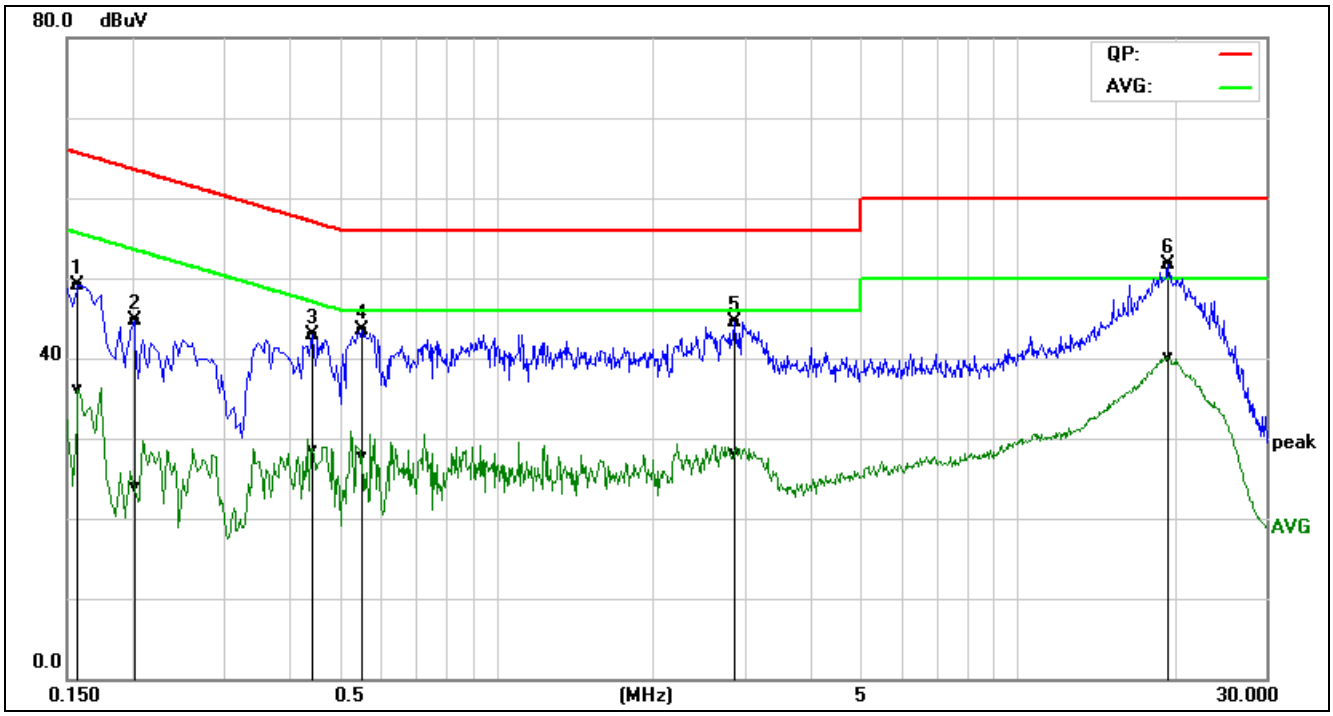

Frequency (MHz)	QuasiPeak Reading (dBuV)	Average Reading (dBuV)	Correction Factor (dB)	QuasiPeak Result (dBuV)	Average Result (dBuV)	QuasiPeak Limit (dBuV)	Average Limit (dBuV)	QuasiPeak Margin (dB)	Average Margin (dB)	Remark (Pass/Fail)	**Line**
0.1580	29.56	16.62	19.52	49.08	36.14	65.56	55.57	-16.48	-19.43	Pass	N
0.2020	25.24	4.45	19.54	44.78	23.99	63.52	53.53	-18.74	-29.54	Pass	N
0.4460	23.32	8.98	19.53	42.85	28.51	56.95	46.95	-14.10	-18.44	Pass	N
0.5540	23.92	8.11	19.55	43.47	27.66	56.00	46.00	-12.53	-18.34	Pass	N
2.8820	24.81	8.31	19.75	44.56	28.06	56.00	46.00	-11.44	-17.94	Pass	N
19.4500	31.56	19.94	20.20	51.76	40.14	60.00	50.00	-8.24	-9.86	Pass	N

REMARKS: *N = Neutral Line*

This report shall not be reproduced except in full, without the written approval of Compliance Certification Services (Shenzhen) Inc.

Model No.	SR905acv	**RBW,VBW**	9 kHz
Environmental Conditions	22°C, 45% RH	**Test Mode**	Mode 2
Tested by	Luja Huang	**Line**	L
Test Date	August 13, 2018	**Test Voltage**	AC240V/50Hz

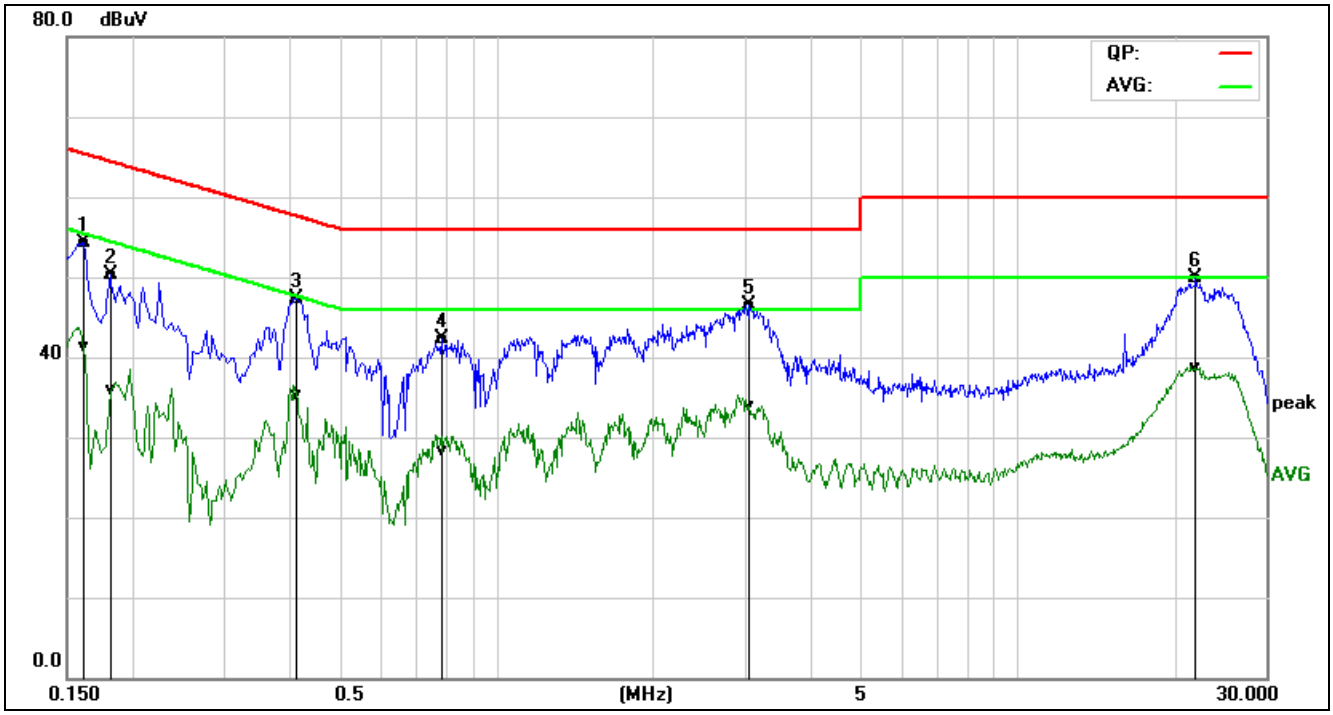

Frequency (MHz)	QuasiPeak Reading (dBuV)	Average Reading (dBuV)	Correction Factor (dB)	QuasiPeak Result (dBuV)	Average Result (dBuV)	QuasiPeak Limit (dBuV)	Average Limit (dBuV)	QuasiPeak Margin (dB)	Average Margin (dB)	Remark (Pass/Fail)	**Line**
0.1620	34.65	21.64	19.62	54.27	41.26	65.36	55.36	-11.09	-14.10	Pass	L
0.1819	30.61	16.18	19.63	50.24	35.81	64.39	54.40	-14.15	-18.59	Pass	L
0.4140	27.70	15.67	19.56	47.26	35.23	57.57	47.57	-10.31	-12.34	Pass	L
0.7860	22.62	8.72	19.59	42.21	28.31	56.00	46.00	-13.79	-17.69	Pass	L
3.0620	26.79	14.28	19.72	46.51	34.00	56.00	46.00	-9.49	-12.00	Pass	L
22.0220	29.48	18.41	20.37	49.85	38.78	60.00	50.00	-10.15	-11.22	Pass	L

REMARKS: *L= Live Line*

This report shall not be reproduced except in full, without the written approval of Compliance Certification Services (Shenzhen) Inc.

Model No.	SR905acv	**RBW,VBW**	9 kHz
Environmental Conditions	22°C, 45% RH	**Test Mode**	Mode 2
Tested by	Luja Huang	**Line**	N
Test Date	August 13, 2018	**Test Voltage**	AC240V/50Hz

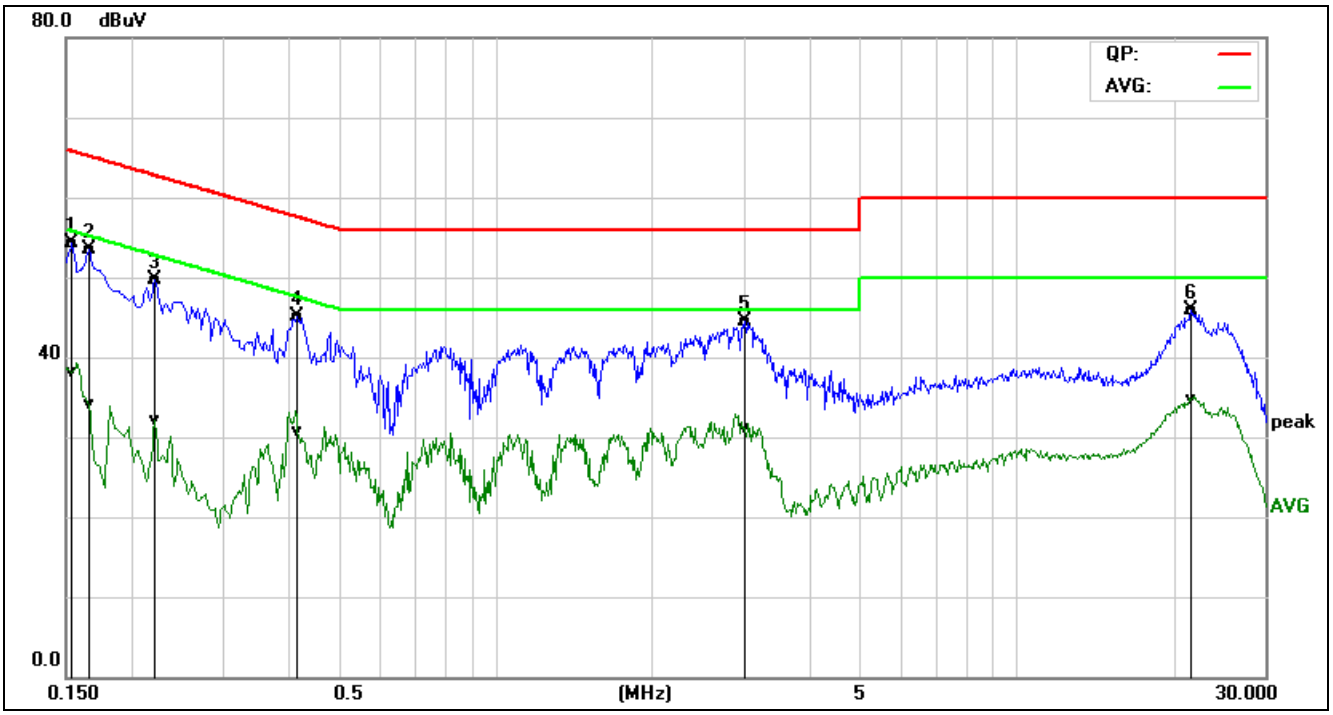

Frequency (MHz)	QuasiPeak Reading (dBuV)	Average Reading (dBuV)	Correction Factor (dB)	QuasiPeak Result (dBuV)	Average Result (dBuV)	QuasiPeak Limit (dBuV)	Average Limit (dBuV)	QuasiPeak Margin (dB)	Average Margin (dB)	Remark (Pass/Fail)	**Line**
0.1539	34.87	18.55	19.52	54.39	38.07	65.78	55.79	-11.39	-17.72	Pass	N
0.1660	33.91	14.67	19.53	53.44	34.20	65.15	55.16	-11.71	-20.96	Pass	N
0.2220	30.16	12.59	19.54	49.70	32.13	62.74	52.74	-13.04	-20.61	Pass	N
0.4180	25.52	11.19	19.53	45.05	30.72	57.49	47.49	-12.44	-16.77	Pass	N
3.0220	24.75	11.28	19.75	44.50	31.03	56.00	46.00	-11.50	-14.97	Pass	N
21.6860	25.63	14.44	20.36	45.99	34.80	60.00	50.00	-14.01	-15.20	Pass	N

REMARKS: *N = Neutral Line*

This report shall not be reproduced except in full, without the written approval of Compliance Certification Services (Shenzhen) Inc.

6.10 FREQUENCY STABILITY

6.10.1 LIMIT

According to §15.407(g), manufacturers of U-NII devices are responsible for ensuring frequency stability such that an emission is maintained within the band of operation under all conditions of normal operation as specified in the operational description.

6.10.2 TEST CONFIGURATION

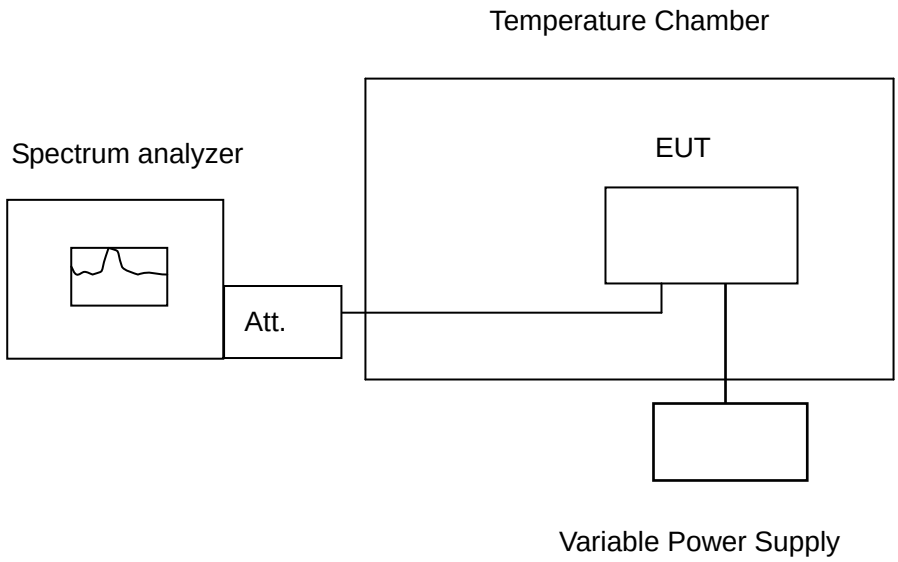

Remark: *Measurement setup for testing on Antenna connector*

This report shall not be reproduced except in full, without the written approval of Compliance Certification Services (Shenzhen) Inc.

6.10.3 TEST PROCEDURE

The equipment under test was connected to an external AC or DC power supply and input rated voltage. RF output was connected to a frequency counter or spectrum analyzer via feed through attenuators. The EUT was placed inside the temperature chamber. Set the spectrum analyzer RBW low enough to obtain the desired frequency resolution and measure EUT 20°C operating frequency as reference frequency. Turn EUT off and set the chamber temperature to –20°C. After the temperature stabilized for approximately 30 minutes recorded the frequency. Repeat step measure with 10°C increased per stage until the highest temperature of +50°C reached.

6.10.4 TEST RESULTS

No non-compliance noted.

This report shall not be reproduced except in full, without the written approval of Compliance Certification Services (Shenzhen) Inc.

Test Data
Antenna 0

IEEE 802.11a MHz mode / 5180 ~ 5240MHz (Low)

Environment Temperature (°C)	Volage (V)	Measured Frequency (MHz)	limit Range	Test Result
50	120	5179.962896	5150-5250	PASS
40	120	5179.981423	5150-5250	PASS
30	120	5179.973415	5150-5250	PASS
20	120	5179.997964	5150-5250	PASS
10	120	5179.976929	5150-5250	PASS
0	120	5179.977476	5150-5250	PASS
-10	120	5179.995123	5150-5250	PASS
-20	120	5179.956317	5150-5250	PASS

Environment Temperature (°C)	Volage (V)	Measured Frequency (MHz)	limit Range	Test Result
20	108	5179.989352	5150-5250	PASS
	120	5179.991200	5150-5250	PASS
	132	5179.960041	5150-5250	PASS

IEEE 802.11a MHz mode / 5180 ~ 5240MHz (High)

Environment Temperature (°C)	Volage (V)	Measured Frequency (MHz)	limit Range	Test Result
50	120	5239.977339	5150-5250	PASS
40	120	5239.996427	5150-5250	PASS
30	120	5239.986392	5150-5250	PASS
20	120	5239.992700	5150-5250	PASS
10	120	5239.991553	5150-5250	PASS
0	120	5239.950160	5150-5250	PASS
-10	120	5239.961981	5150-5250	PASS
-20	120	5239.954067	5150-5250	PASS

Environment Temperature (°C)	Volage (V)	Measured Frequency (MHz)	limit Range	Test Result
20	108	5239.959397	5150-5250	PASS
	120	5239.996300	5150-5250	PASS
	132	5239.975839	5150-5250	PASS

This report shall not be reproduced except in full, without the written approval of Compliance Certification Services (Shenzhen) Inc.

IEEE 802.11a mode / 5745 ~ 5825MHz (Low)

Environment Temperature (°C)	Volage (V)	Measured Frequency (MHz)	limit Range	Test Result
50	120	5744.962526	5725-5850	PASS
40	120	5744.956470	5725-5850	PASS
30	120	5744.960745	5725-5850	PASS
20	120	5744.991800	5725-5850	PASS
10	120	5744.988766	5725-5850	PASS
0	120	5744.983497	5725-5850	PASS
-10	120	5744.953313	5725-5850	PASS
-20	120	5744.949087	5725-5850	PASS

Environment Temperature (°C)	Volage (V)	Measured Frequency (MHz)	limit Range	Test Result
20	108	5744.965791	5725-5850	PASS
	120	5744.998270	5725-5850	PASS
	132	5744.994815	5725-5850	PASS

IEEE 802.11a mode / 5745 ~ 5825MHz (High)

Environment Temperature (°C)	Volage (V)	Measured Frequency (MHz)	limit Range	Test Result
50	120	5824.995100	5725-5850	PASS
40	120	5824.968066	5725-5850	PASS
30	120	5824.991568	5725-5850	PASS
20	120	5824.996310	5725-5850	PASS
10	120	5824.998725	5725-5850	PASS
0	120	5824.963449	5725-5850	PASS
-10	120	5824.992254	5725-5850	PASS
-20	120	5824.996511	5725-5850	PASS

Environment Temperature (°C)	Volage (V)	Measured Frequency (MHz)	limit Range	Test Result
20	108	5824.983624	5725-5850	PASS
	120	5824.996720	5725-5850	PASS
	132	5824.990622	5725-5850	PASS

This report shall not be reproduced except in full, without the written approval of Compliance Certification Services (Shenzhen) Inc.

Antenna 1

IEEE 802.11a MHz mode / 5180 ~ 5240MHz (Low)

Environment Temperature (°C)	Volage (V)	Measured Frequency (MHz)	limit Range	Test Result
50	120	5179.990504	5150-5250	PASS
40	120	5179.974969	5150-5250	PASS
30	120	5179.974979	5150-5250	PASS
20	120	5179.992900	5150-5250	PASS
10	120	5179.998690	5150-5250	PASS
0	120	5179.973842	5150-5250	PASS
-10	120	5179.965844	5150-5250	PASS
-20	120	5179.963717	5150-5250	PASS

Environment Temperature (°C)	Volage (V)	Measured Frequency (MHz)	limit Range	Test Result
20	108	5179.953225	5150-5250	PASS
	120	5179.996100	5150-5250	PASS
	132	5179.978896	5150-5250	PASS

IEEE 802.11a MHz mode / 5180 ~ 5240MHz (High)

Environment Temperature (°C)	Volage (V)	Measured Frequency (MHz)	limit Range	Test Result
50	120	5239.997560	5150-5250	PASS
40	120	5239.964459	5150-5250	PASS
30	120	5239.967098	5150-5250	PASS
20	120	5240.005000	5150-5250	PASS
10	120	5239.956169	5150-5250	PASS
0	120	5239.975918	5150-5250	PASS
-10	120	5239.954849	5150-5250	PASS
-20	120	5239.972200	5150-5250	PASS

Environment Temperature (°C)	Volage (V)	Measured Frequency (MHz)	limit Range	Test Result
20	108	5239.986445	5150-5250	PASS
	120	5240.001300	5150-5250	PASS
	132	5239.998402	5150-5250	PASS

This report shall not be reproduced except in full, without the written approval of Compliance Certification Services (Shenzhen) Inc.

IEEE 802.11a mode / 5745 ~ 5825MHz (Low)

Environment Temperature (°C)	Volage (V)	Measured Frequency (MHz)	limit Range	Test Result
50	120	5744.960632	5725-5850	PASS
40	120	5744.965549	5725-5850	PASS
30	120	5744.960503	5725-5850	PASS
20	120	5744.998140	5725-5850	PASS
10	120	5744.963625	5725-5850	PASS
0	120	5744.988069	5725-5850	PASS
-10	120	5744.962361	5725-5850	PASS
-20	120	5744.958317	5725-5850	PASS

Environment Temperature (°C)	Volage (V)	Measured Frequency (MHz)	limit Range	Test Result
20	108	5744.974546	5725-5850	PASS
	120	5744.996520	5725-5850	PASS
	132	5744.970858	5725-5850	PASS

IEEE 802.11a mode / 5745 ~ 5825MHz (High)

Environment Temperature (°C)	Volage (V)	Measured Frequency (MHz)	limit Range	Test Result
50	120	5824.988444	5725-5850	PASS
40	120	5824.951446	5725-5850	PASS
30	120	5824.961048	5725-5850	PASS
20	120	5825.002200	5725-5850	PASS
10	120	5824.980584	5725-5850	PASS
0	120	5824.974716	5725-5850	PASS
-10	120	5824.999016	5725-5850	PASS
-20	120	5824.962038	5725-5850	PASS

Environment Temperature (°C)	Volage (V)	Measured Frequency (MHz)	limit Range	Test Result
20	108	5824.978203	5725-5850	PASS
	120	5825.005000	5725-5850	PASS
	132	5824.995651	5725-5850	PASS

This report shall not be reproduced except in full, without the written approval of Compliance Certification Services (Shenzhen) Inc.

Antenna 2

IEEE 802.11a MHz mode / 5180 ~ 5240MHz (Low)

Environment Temperature (°C)	Volage (V)	Measured Frequency (MHz)	limit Range	Test Result
50	120	5179.956819	5150-5250	PASS
40	120	5179.972121	5150-5250	PASS
30	120	5179.951874	5150-5250	PASS
20	120	5179.993800	5150-5250	PASS
10	120	5179.990962	5150-5250	PASS
0	120	5179.960788	5150-5250	PASS
-10	120	5179.979206	5150-5250	PASS
-20	120	5179.965027	5150-5250	PASS

Environment Temperature (°C)	Volage (V)	Measured Frequency (MHz)	limit Range	Test Result
20	108	5179.987489	5150-5250	PASS
	120	5179.995200	5150-5250	PASS
	132	5179.9912200	5150-5250	PASS

IEEE 802.11a MHz mode / 5180 ~ 5240MHz (High)

Environment Temperature (°C)	Volage (V)	Measured Frequency (MHz)	limit Range	Test Result
50	120	5239.985916	5150-5250	PASS
40	120	5239.987191	5150-5250	PASS
30	120	5239.982133	5150-5250	PASS
20	120	5240.007000	5150-5250	PASS
10	120	5239.963470	5150-5250	PASS
0	120	5239.976839	5150-5250	PASS
-10	120	5239.951848	5150-5250	PASS
-20	120	5239.985743	5150-5250	PASS

Environment Temperature (°C)	Volage (V)	Measured Frequency (MHz)	limit Range	Test Result
20	108	5239.997761	5150-5250	PASS
	120	5240.003000	5150-5250	PASS
	132	5239.987316	5150-5250	PASS

This report shall not be reproduced except in full, without the written approval of Compliance Certification Services (Shenzhen) Inc.

IEEE 802.11a mode / 5745 ~ 5825MHz (Low)

Environment Temperature (°C)	Volage (V)	Measured Frequency (MHz)	limit Range	Test Result
50	120	5744.953848	5725-5850	PASS
40	120	5744.985718	5725-5850	PASS
30	120	5744.967590	5725-5850	PASS
20	120	5744.998140	5725-5850	PASS
10	120	5744.950280	5725-5850	PASS
0	120	5744.984273	5725-5850	PASS
-10	120	5744.996479	5725-5850	PASS
-20	120	5744.979169	5725-5850	PASS

Environment Temperature (°C)	Volage (V)	Measured Frequency (MHz)	limit Range	Test Result
20	108	5744.992362	5725-5850	PASS
	120	5744.998510	5725-5850	PASS
	132	5744.984359	5725-5850	PASS

IEEE 802.11a mode / 5745 ~ 5825MHz (High)

Environment Temperature (°C)	Volage (V)	Measured Frequency (MHz)	limit Range	Test Result
50	120	5824.976097	5725-5850	PASS
40	120	5824.998262	5725-5850	PASS
30	120	5824.955800	5725-5850	PASS
20	120	5824.996390	5725-5850	PASS
10	120	5824.967417	5725-5850	PASS
0	120	5824.962924	5725-5850	PASS
-10	120	5824.985222	5725-5850	PASS
-20	120	5824.968222	5725-5850	PASS

Environment Temperature (°C)	Volage (V)	Measured Frequency (MHz)	limit Range	Test Result
20	108	5824.998101	5725-5850	PASS
	120	5824.994600	5725-5850	PASS
	132	5824.977216	5725-5850	PASS

This report shall not be reproduced except in full, without the written approval of Compliance Certification Services (Shenzhen) Inc.

Antenna 3

IEEE 802.11a MHz mode / 5180 ~ 5240MHz (Low)

Environment Temperature (°C)	Volage (V)	Measured Frequency (MHz)	limit Range	Test Result
50	120	5179.958682	5150-5250	PASS
40	120	5179.996074	5150-5250	PASS
30	120	5179.994510	5150-5250	PASS
20	120	5179.997520	5150-5250	PASS
10	120	5179.958194	5150-5250	PASS
0	120	5179.993507	5150-5250	PASS
-10	120	5179.990559	5150-5250	PASS
-20	120	5179.949183	5150-5250	PASS

Environment Temperature (°C)	Volage (V)	Measured Frequency (MHz)	limit Range	Test Result
20	108	5179.951507	5150-5250	PASS
	120	5179.993600	5150-5250	PASS
	132	5179.976029	5150-5250	PASS

IEEE 802.11a MHz mode / 5180 ~ 5240MHz (High)

Environment Temperature (°C)	Volage (V)	Measured Frequency (MHz)	limit Range	Test Result
50	120	5239.989209	5150-5250	PASS
40	120	5239.952615	5150-5250	PASS
30	120	5239.952943	5150-5250	PASS
20	120	5239.994200	5150-5250	PASS
10	120	5239.956281	5150-5250	PASS
0	120	5239.960651	5150-5250	PASS
-10	120	5239.957246	5150-5250	PASS
-20	120	5239.991944	5150-5250	PASS

Environment Temperature (°C)	Volage (V)	Measured Frequency (MHz)	limit Range	Test Result
20	108	5239.975589	5150-5250	PASS
	120	5239.995100	5150-5250	PASS
	132	5239.993896	5150-5250	PASS

This report shall not be reproduced except in full, without the written approval of Compliance Certification Services (Shenzhen) Inc.

IEEE 802.11a mode / 5745 ~ 5825MHz (Low)

Environment Temperature (°C)	Volage (V)	Measured Frequency (MHz)	limit Range	Test Result
50	120	5744.967911	5725-5850	PASS
40	120	5744.964173	5725-5850	PASS
30	120	5744.989753	5725-5850	PASS
20	120	5744.995800	5725-5850	PASS
10	120	5744.962720	5725-5850	PASS
0	120	5744.985893	5725-5850	PASS
-10	120	5744.966471	5725-5850	PASS
-20	120	5744.951478	5725-5850	PASS

Environment Temperature (°C)	Volage (V)	Measured Frequency (MHz)	limit Range	Test Result
20	108	5744.974458	5725-5850	PASS
	120	5744.994290	5725-5850	PASS
	132	5744.959998	5725-5850	PASS

IEEE 802.11a mode / 5745 ~ 5825MHz (High)

Environment Temperature (°C)	Volage (V)	Measured Frequency (MHz)	limit Range	Test Result
50	120	5824.976244	5725-5850	PASS
40	120	5824.970638	5725-5850	PASS
30	120	5824.950147	5725-5850	PASS
20	120	5824.998610	5725-5850	PASS
10	120	5824.979594	5725-5850	PASS
0	120	5824.967446	5725-5850	PASS
-10	120	5824.965297	5725-5850	PASS
-20	120	5824.987422	5725-5850	PASS

Environment Temperature (°C)	Volage (V)	Measured Frequency (MHz)	limit Range	Test Result
20	108	5824.954753	5725-5850	PASS
	120	5824.995230	5725-5850	PASS
	132	5824.957299	5725-5850	PASS

This report shall not be reproduced except in full, without the written approval of Compliance Certification Services (Shenzhen) Inc.

Antenna 0

IEEE 802.11n HT 20 MHz mode / 5180 ~ 5240MHz (Low)

Environment Temperature (°C)	Volage (V)	Measured Frequency (MHz)	limit Range	Test Result
50	120	5179.998838	5150-5250	PASS
40	120	5179.994046	5150-5250	PASS
30	120	5179.954422	5150-5250	PASS
20	120	5179.992500	5150-5250	PASS
10	120	5179.960259	5150-5250	PASS
0	120	5179.958591	5150-5250	PASS
-10	120	5179.982576	5150-5250	PASS
-20	120	5179.996789	5150-5250	PASS

Environment Temperature (°C)	Volage (V)	Measured Frequency (MHz)	limit Range	Test Result
20	108	5179.970222	5150-5250	PASS
	120	5179.983700	5150-5250	PASS
	132	5179.952734	5150-5250	PASS

IEEE 802.11n HT 20 MHz mode / 5180 ~ 5240MHz (High)

Environment Temperature (°C)	Volage (V)	Measured Frequency (MHz)	limit Range	Test Result
50	120	5239.959249	5150-5250	PASS
40	120	5239.962718	5150-5250	PASS
30	120	5239.985863	5150-5250	PASS
20	120	5239.997130	5150-5250	PASS
10	120	5239.971268	5150-5250	PASS
0	120	5239.966297	5150-5250	PASS
-10	120	5239.975688	5150-5250	PASS
-20	120	5239.965172	5150-5250	PASS

Environment Temperature (°C)	Volage (V)	Measured Frequency (MHz)	limit Range	Test Result
20	108	5239.989597	5150-5250	PASS
	120	5239.992900	5150-5250	PASS
	132	5239.997935	5150-5250	PASS

This report shall not be reproduced except in full, without the written approval of Compliance Certification Services (Shenzhen) Inc.

IEEE 802.11n HT 20 MHz mode / 5745 ~ 5825MHz (Low)

Environment Temperature (°C)	Volage (V)	Measured Frequency (MHz)	limit Range	Test Result
50	120	5744.973542	5725-5850	PASS
40	120	5744.966180	5725-5850	PASS
30	120	5744.967918	5725-5850	PASS
20	120	5744.995280	5725-5850	PASS
10	120	5744.975034	5725-5850	PASS
0	120	5744.999671	5725-5850	PASS
-10	120	5744.952641	5725-5850	PASS
-20	120	5744.966022	5725-5850	PASS

Environment Temperature (°C)	Volage (V)	Measured Frequency (MHz)	limit Range	Test Result
20	108	5744.974370	5725-5850	PASS
	120	5744.995240	5725-5850	PASS
	132	5744.996434	5725-5850	PASS

IEEE 802.11n HT 20 MHz mode / 5745 ~ 5825MHz (High)

Environment Temperature (°C)	Volage (V)	Measured Frequency (MHz)	limit Range	Test Result
50	120	5824.964334	5725-5850	PASS
40	120	5824.952044	5725-5850	PASS
30	120	5824.964159	5725-5850	PASS
20	120	5824.997633	5725-5850	PASS
10	120	5824.993058	5725-5850	PASS
0	120	5824.986183	5725-5850	PASS
-10	120	5824.969153	5725-5850	PASS
-20	120	5824.984274	5725-5850	PASS

Environment Temperature (°C)	Volage (V)	Measured Frequency (MHz)	limit Range	Test Result
20	108	5824.949223	5725-5850	PASS
	120	5824.992900	5725-5850	PASS
	132	5824.962892	5725-5850	PASS

This report shall not be reproduced except in full, without the written approval of Compliance Certification Services (Shenzhen) Inc.

Antenna 1

IEEE 802.11n HT 20 MHz mode / 5180 ~ 5240MHz (Low)

Environment Temperature (°C)	Volage (V)	Measured Frequency (MHz)	limit Range	Test Result
50	120	5179.997403	5150-5250	PASS
40	120	5179.986481	5150-5250	PASS
30	120	5179.970227	5150-5250	PASS
20	120	5179.994620	5150-5250	PASS
10	120	5179.959466	5150-5250	PASS
0	120	5179.959941	5150-5250	PASS
-10	120	5179.992435	5150-5250	PASS
-20	120	5179.950123	5150-5250	PASS

Environment Temperature (°C)	Volage (V)	Measured Frequency (MHz)	limit Range	Test Result
20	108	5179.954948	5150-5250	PASS
	120	5179.997300	5150-5250	PASS
	132	5179.958420	5150-5250	PASS

IEEE 802.11n HT 20 MHz mode / 5180 ~ 5240MHz (High)

Environment Temperature (°C)	Volage (V)	Measured Frequency (MHz)	limit Range	Test Result
50	120	5239.985343	5150-5250	PASS
40	120	5239.989058	5150-5250	PASS
30	120	5239.986330	5150-5250	PASS
20	120	5240.006100	5150-5250	PASS
10	120	5239.986596	5150-5250	PASS
0	120	5239.975871	5150-5250	PASS
-10	120	5239.988921	5150-5250	PASS
-20	120	5239.957426	5150-5250	PASS

Environment Temperature (°C)	Volage (V)	Measured Frequency (MHz)	limit Range	Test Result
20	108	5239.964336	5150-5250	PASS
	120	5240.003000	5150-5250	PASS
	132	5239.968479	5150-5250	PASS

This report shall not be reproduced except in full, without the written approval of Compliance Certification Services (Shenzhen) Inc.

IEEE 802.11n HT 20 MHz mode / 5745 ~ 5825MHz (Low)

Environment Temperature (°C)	Volage (V)	Measured Frequency (MHz)	limit Range	Test Result
50	120	5744.990189	5725-5850	PASS
40	120	5744.987071	5725-5850	PASS
30	120	5744.968124	5725-5850	PASS
20	120	5744.991700	5725-5850	PASS
10	120	5744.984888	5725-5850	PASS
0	120	5744.991973	5725-5850	PASS
-10	120	5744.952479	5725-5850	PASS
-20	120	5744.965508	5725-5850	PASS

Environment Temperature (°C)	Volage (V)	Measured Frequency (MHz)	limit Range	Test Result
20	108	5744.982049	5725-5850	PASS
	120	5744.993500	5725-5850	PASS
	132	5744.951673	5725-5850	PASS

IEEE 802.11n HT 20 MHz mode / 5745 ~ 5825MHz (High)

Environment Temperature (°C)	Volage (V)	Measured Frequency (MHz)	limit Range	Test Result
50	120	5824.952909	5725-5850	PASS
40	120	5824.990281	5725-5850	PASS
30	120	5824.963662	5725-5850	PASS
20	120	5824.997620	5725-5850	PASS
10	120	5824.977628	5725-5850	PASS
0	120	5824.997239	5725-5850	PASS
-10	120	5824.985078	5725-5850	PASS
-20	120	5824.963238	5725-5850	PASS

Environment Temperature (°C)	Volage (V)	Measured Frequency (MHz)	limit Range	Test Result
20	108	5824.984234	5725-5850	PASS
	120	5824.993700	5725-5850	PASS
	132	5824.970620	5725-5850	PASS

This report shall not be reproduced except in full, without the written approval of Compliance Certification Services (Shenzhen) Inc.

Antenna 2

IEEE 802.11n HT 20 MHz mode / 5180 ~ 5240MHz (Low)

Environment Temperature (°C)	Volage (V)	Measured Frequency (MHz)	limit Range	Test Result
50	120	5179.966750	5150-5250	PASS
40	120	5179.985079	5150-5250	PASS
30	120	5179.969448	5150-5250	PASS
20	120	5179.995200	5150-5250	PASS
10	120	5179.977714	5150-5250	PASS
0	120	5179.990470	5150-5250	PASS
-10	120	5179.981144	5150-5250	PASS
-20	120	5179.987203	5150-5250	PASS

Environment Temperature (°C)	Volage (V)	Measured Frequency (MHz)	limit Range	Test Result
20	108	5179.993676	5150-5250	PASS
	120	5179.993800	5150-5250	PASS
	132	5179.991490	5150-5250	PASS

IEEE 802.11n HT 20 MHz mode / 5180 ~ 5240MHz (High)

Environment Temperature (°C)	Volage (V)	Measured Frequency (MHz)	limit Range	Test Result
50	120	5239.961936	5150-5250	PASS
40	120	5239.999834	5150-5250	PASS
30	120	5239.971151	5150-5250	PASS
20	120	5239.994100	5150-5250	PASS
10	120	5239.963699	5150-5250	PASS
0	120	5239.960804	5150-5250	PASS
-10	120	5239.991731	5150-5250	PASS
-20	120	5239.995446	5150-5250	PASS

Environment Temperature (°C)	Volage (V)	Measured Frequency (MHz)	limit Range	Test Result
20	108	5239.975595	5150-5250	PASS
	120	5239.997350	5150-5250	PASS
	132	5239.972882	5150-5250	PASS

This report shall not be reproduced except in full, without the written approval of Compliance Certification Services (Shenzhen) Inc.

IEEE 802.11n HT 20 MHz mode / 5745 ~ 5825MHz (Low)

Environment Temperature (°C)	Volage (V)	Measured Frequency (MHz)	limit Range	Test Result
50	120	5744.996351	5725-5850	PASS
40	120	5744.972805	5725-5850	PASS
30	120	5744.986598	5725-5850	PASS
20	120	5744.998630	5725-5850	PASS
10	120	5744.977223	5725-5850	PASS
0	120	5744.995557	5725-5850	PASS
-10	120	5744.976105	5725-5850	PASS
-20	120	5744.985484	5725-5850	PASS

Environment Temperature (°C)	Volage (V)	Measured Frequency (MHz)	limit Range	Test Result
20	108	5744.975314	5725-5850	PASS
	120	5744.992350	5725-5850	PASS
	132	5744.972652	5725-5850	PASS

IEEE 802.11n HT 20 MHz mode / 5745 ~ 5825MHz (High)

Environment Temperature (°C)	Volage (V)	Measured Frequency (MHz)	limit Range	Test Result
50	120	5824.997282	5725-5850	PASS
40	120	5824.959307	5725-5850	PASS
30	120	5824.996016	5725-5850	PASS
20	120	5824.992500	5725-5850	PASS
10	120	5824.995934	5725-5850	PASS
0	120	5824.986940	5725-5850	PASS
-10	120	5824.999081	5725-5850	PASS
-20	120	5824.980917	5725-5850	PASS

Environment Temperature (°C)	Volage (V)	Measured Frequency (MHz)	limit Range	Test Result
20	108	5824.986330	5725-5850	PASS
	120	5824.991400	5725-5850	PASS
	132	5824.951901	5725-5850	PASS

This report shall not be reproduced except in full, without the written approval of Compliance Certification Services (Shenzhen) Inc.

Antenna 3

IEEE 802.11n HT 20 MHz mode / 5180 ~ 5240MHz (Low)

Environment Temperature (°C)	Volage (V)	Measured Frequency (MHz)	limit Range	Test Result
50	120	5179.995641	5150-5250	PASS
40	120	5179.996795	5150-5250	PASS
30	120	5179.951047	5150-5250	PASS
20	120	5179.997200	5150-5250	PASS
10	120	5179.985810	5150-5250	PASS
0	120	5179.994530	5150-5250	PASS
-10	120	5179.969357	5150-5250	PASS
-20	120	5179.959013	5150-5250	PASS

Environment Temperature (°C)	Volage (V)	Measured Frequency (MHz)	limit Range	Test Result
20	108	5179.982176	5150-5250	PASS
	120	5179.983300	5150-5250	PASS
	132	5179.957162	5150-5250	PASS

IEEE 802.11n HT 20 MHz mode / 5180 ~ 5240MHz (High)

Environment Temperature (°C)	Volage (V)	Measured Frequency (MHz)	limit Range	Test Result
50	120	5239.975341	5150-5250	PASS
40	120	5239.988016	5150-5250	PASS
30	120	5239.976312	5150-5250	PASS
20	120	5239.997240	5150-5250	PASS
10	120	5239.999179	5150-5250	PASS
0	120	5239.972929	5150-5250	PASS
-10	120	5239.978662	5150-5250	PASS
-20	120	5239.976948	5150-5250	PASS

Environment Temperature (°C)	Volage (V)	Measured Frequency (MHz)	limit Range	Test Result
20	108	5239.957103	5150-5250	PASS
	120	5239.992700	5150-5250	PASS
	132	5239.988516	5150-5250	PASS

This report shall not be reproduced except in full, without the written approval of Compliance Certification Services (Shenzhen) Inc.

IEEE 802.11n HT 20 MHz mode / 5745 ~ 5825MHz (Low)

Environment Temperature (°C)	Volage (V)	Measured Frequency (MHz)	limit Range	Test Result
50	120	5744.998148	5725-5850	PASS
40	120	5744.980188	5725-5850	PASS
30	120	5744.985078	5725-5850	PASS
20	120	5744.996340	5725-5850	PASS
10	120	5744.999656	5725-5850	PASS
0	120	5744.987332	5725-5850	PASS
-10	120	5744.949511	5725-5850	PASS
-20	120	5744.951736	5725-5850	PASS

Environment Temperature (°C)	Volage (V)	Measured Frequency (MHz)	limit Range	Test Result
20	108	5744.977904	5725-5850	PASS
	120	5744.995260	5725-5850	PASS
	132	5744.957698	5725-5850	PASS

IEEE 802.11n HT 20 MHz mode / 5745 ~ 5825MHz (High)

Environment Temperature (°C)	Volage (V)	Measured Frequency (MHz)	limit Range	Test Result
50	120	5824.982590	5725-5850	PASS
40	120	5824.990916	5725-5850	PASS
30	120	5824.972638	5725-5850	PASS
20	120	5824.993700	5725-5850	PASS
10	120	5824.952495	5725-5850	PASS
0	120	5824.965613	5725-5850	PASS
-10	120	5824.950249	5725-5850	PASS
-20	120	5824.962296	5725-5850	PASS

Environment Temperature (°C)	Volage (V)	Measured Frequency (MHz)	limit Range	Test Result
20	108	5824.989086	5725-5850	PASS
	120	5824.993700	5725-5850	PASS
	132	5824.949224	5725-5850	PASS

This report shall not be reproduced except in full, without the written approval of Compliance Certification Services (Shenzhen) Inc.

Antenna 0

IEEE 802.11n HT 40 MHz mode / 5190 ~ 5230MHz (Low)

Environment Temperature (°C)	Volage (V)	Measured Frequency (MHz)	limit Range	Test Result
50	120	5189.955444	5150-5250	PASS
40	120	5189.981458	5150-5250	PASS
30	120	5189.979966	5150-5250	PASS
20	120	5189.994280	5150-5250	PASS
10	120	5189.958917	5150-5250	PASS
0	120	5189.961836	5150-5250	PASS
-10	120	5189.954705	5150-5250	PASS
-20	120	5189.983111	5150-5250	PASS

Environment Temperature (°C)	Volage (V)	Measured Frequency (MHz)	limit Range	Test Result
20	108	5189.959294	5150-5250	PASS
	120	5189.998610	5150-5250	PASS
	132	5189.982187	5150-5250	PASS

IEEE 802.11n HT 40 MHz mode / 5190 ~ 5230MHz (High)

Environment Temperature (°C)	Volage (V)	Measured Frequency (MHz)	limit Range	Test Result
50	120	5229.968412	5150-5250	PASS
40	120	5229.956465	5150-5250	PASS
30	120	5229.986372	5150-5250	PASS
20	120	5230.006300	5150-5250	PASS
10	120	5229.998921	5150-5250	PASS
0	120	5229.952257	5150-5250	PASS
-10	120	5229.953732	5150-5250	PASS
-20	120	5229.960669	5150-5250	PASS

Environment Temperature (°C)	Volage (V)	Measured Frequency (MHz)	limit Range	Test Result
20	108	5229.954115	5150-5250	PASS
	120	5230.005100	5150-5250	PASS
	132	5229.953007	5150-5250	PASS

This report shall not be reproduced except in full, without the written approval of Compliance Certification Services (Shenzhen) Inc.

IEEE 802.11n HT 40 MHz mode / 5755 ~ 5795MHz (Low)

Environment Temperature (°C)	Volage (V)	Measured Frequency (MHz)	limit Range	Test Result
50	120	5754.996220	5725-5850	PASS
40	120	5754.971803	5725-5850	PASS
30	120	5754.982894	5725-5850	PASS
20	120	5754.996380	5725-5850	PASS
10	120	5754.953278	5725-5850	PASS
0	120	5754.949630	5725-5850	PASS
-10	120	5754.966177	5725-5850	PASS
-20	120	5754.962690	5725-5850	PASS

Environment Temperature (°C)	Volage (V)	Measured Frequency (MHz)	limit Range	Test Result
20	108	5754.986063	5725-5850	PASS
	120	5754.997260	5725-5850	PASS
	132	5754.955379	5725-5850	PASS

IEEE 802.11n HT 40 MHz mode / 5755 ~ 5795MHz (High)

Environment Temperature (°C)	Volage (V)	Measured Frequency (MHz)	limit Range	Test Result
50	120	5794.960407	5725-5850	PASS
40	120	5794.991448	5725-5850	PASS
30	120	5794.998769	5725-5850	PASS
20	120	5794.992200	5725-5850	PASS
10	120	5794.954986	5725-5850	PASS
0	120	5794.987104	5725-5850	PASS
-10	120	5794.958672	5725-5850	PASS
-20	120	5794.991716	5725-5850	PASS

Environment Temperature (°C)	Volage (V)	Measured Frequency (MHz)	limit Range	Test Result
20	108	5794.956945	5725-5850	PASS
	120	5794.997410	5725-5850	PASS
	132	5794.983804	5725-5850	PASS

This report shall not be reproduced except in full, without the written approval of Compliance Certification Services (Shenzhen) Inc.

Antenna 1

IEEE 802.11n HT 40 MHz mode / 5190 ~ 5230MHz (Low)

Environment Temperature (°C)	Volage (V)	Measured Frequency (MHz)	limit Range	Test Result
50	120	5189.991128	5150-5250	PASS
40	120	5189.982558	5150-5250	PASS
30	120	5189.976727	5150-5250	PASS
20	120	5190.003000	5150-5250	PASS
10	120	5189.986635	5150-5250	PASS
0	120	5189.956355	5150-5250	PASS
-10	120	5189.970185	5150-5250	PASS
-20	120	5189.991636	5150-5250	PASS

Environment Temperature (°C)	Volage (V)	Measured Frequency (MHz)	limit Range	Test Result
20	108	5189.964531	5150-5250	PASS
	120	5190.005000	5150-5250	PASS
	132	5189.992737	5150-5250	PASS

IEEE 802.11n HT 40 MHz mode / 5190 ~ 5230MHz (High)

Environment Temperature (°C)	Volage (V)	Measured Frequency (MHz)	limit Range	Test Result
50	120	5229.995648	5150-5250	PASS
40	120	5229.997816	5150-5250	PASS
30	120	5229.979725	5150-5250	PASS
20	120	5230.001800	5150-5250	PASS
10	120	5229.981270	5150-5250	PASS
0	120	5229.981820	5150-5250	PASS
-10	120	5229.967300	5150-5250	PASS
-20	120	5229.949778	5150-5250	PASS

Environment Temperature (°C)	Volage (V)	Measured Frequency (MHz)	limit Range	Test Result
20	108	5229.994709	5150-5250	PASS
	120	5230.003700	5150-5250	PASS
	132	5229.988503	5150-5250	PASS

This report shall not be reproduced except in full, without the written approval of Compliance Certification Services (Shenzhen) Inc.

IEEE 802.11n HT 40 MHz mode / 5755 ~ 5795MHz (Low)

Environment Temperature (°C)	Volage (V)	Measured Frequency (MHz)	limit Range	Test Result
50	120	5754.990099	5725-5850	PASS
40	120	5754.961830	5725-5850	PASS
30	120	5754.964159	5725-5850	PASS
20	120	5754.998370	5725-5850	PASS
10	120	5754.975735	5725-5850	PASS
0	120	5754.949825	5725-5850	PASS
-10	120	5754.965170	5725-5850	PASS
-20	120	5754.998250	5725-5850	PASS

Environment Temperature (°C)	Volage (V)	Measured Frequency (MHz)	limit Range	Test Result
20	108	5754.996277	5725-5850	PASS
	120	5754.998260	5725-5850	PASS
	132	5754.978284	5725-5850	PASS

IEEE 802.11n HT 40 MHz mode / 5755 ~ 5795MHz (High)

Environment Temperature (°C)	Volage (V)	Measured Frequency (MHz)	limit Range	Test Result
50	120	5794.984128	5725-5850	PASS
40	120	5794.954779	5725-5850	PASS
30	120	5794.981792	5725-5850	PASS
20	120	5794.992900	5725-5850	PASS
10	120	5794.990943	5725-5850	PASS
0	120	5794.982516	5725-5850	PASS
-10	120	5794.953045	5725-5850	PASS
-20	120	5794.994397	5725-5850	PASS

Environment Temperature (°C)	Volage (V)	Measured Frequency (MHz)	limit Range	Test Result
20	108	5794.971933	5725-5850	PASS
	120	5794.993300	5725-5850	PASS
	132	5794.963291	5725-5850	PASS

This report shall not be reproduced except in full, without the written approval of Compliance Certification Services (Shenzhen) Inc.

Antenna 2

IEEE 802.11n HT 40 MHz mode / 5190 ~ 5230MHz (Low)

Environment Temperature (°C)	Volage (V)	Measured Frequency (MHz)	limit Range	Test Result
50	120	5189.992235	5150-5250	PASS
40	120	5189.966307	5150-5250	PASS
30	120	5189.966228	5150-5250	PASS
20	120	5189.993570	5150-5250	PASS
10	120	5189.994819	5150-5250	PASS
0	120	5189.969679	5150-5250	PASS
-10	120	5189.993601	5150-5250	PASS
-20	120	5189.956754	5150-5250	PASS

Environment Temperature (°C)	Volage (V)	Measured Frequency (MHz)	limit Range	Test Result
20	108	5189.990613	5150-5250	PASS
	120	5189.992610	5150-5250	PASS
	132	5189.973472	5150-5250	PASS

IEEE 802.11n HT 40 MHz mode / 5190 ~ 5230MHz (High)

Environment Temperature (°C)	Volage (V)	Measured Frequency (MHz)	limit Range	Test Result
50	120	5229.951096	5150-5250	PASS
40	120	5229.965293	5150-5250	PASS
30	120	5229.960496	5150-5250	PASS
20	120	5230.004600	5150-5250	PASS
10	120	5229.992316	5150-5250	PASS
0	120	5229.963403	5150-5250	PASS
-10	120	5229.990593	5150-5250	PASS
-20	120	5229.994008	5150-5250	PASS

Environment Temperature (°C)	Volage (V)	Measured Frequency (MHz)	limit Range	Test Result
20	108	5229.971576	5150-5250	PASS
	120	5230.008000	5150-5250	PASS
	132	5229.977978	5150-5250	PASS

This report shall not be reproduced except in full, without the written approval of Compliance Certification Services (Shenzhen) Inc.

IEEE 802.11n HT 40 MHz mode / 5755 ~ 5795MHz (Low)

Environment Temperature (°C)	Volage (V)	Measured Frequency (MHz)	limit Range	Test Result
50	120	5754.951598	5725-5850	PASS
40	120	5754.952107	5725-5850	PASS
30	120	5754.990509	5725-5850	PASS
20	120	5754.997570	5725-5850	PASS
10	120	5754.987987	5725-5850	PASS
0	120	5754.961771	5725-5850	PASS
-10	120	5754.989973	5725-5850	PASS
-20	120	5754.976791	5725-5850	PASS

Environment Temperature (°C)	Volage (V)	Measured Frequency (MHz)	limit Range	Test Result
20	108	5754.969383	5725-5850	PASS
	120	5754.995260	5725-5850	PASS
	132	5754.989649	5725-5850	PASS

IEEE 802.11n HT 40 MHz mode / 5755 ~ 5795MHz (High)

Environment Temperature (°C)	Volage (V)	Measured Frequency (MHz)	limit Range	Test Result
50	120	5794.982304	5725-5850	PASS
40	120	5794.982932	5725-5850	PASS
30	120	5794.979795	5725-5850	PASS
20	120	5794.992420	5725-5850	PASS
10	120	5794.965150	5725-5850	PASS
0	120	5794.949562	5725-5850	PASS
-10	120	5794.954206	5725-5850	PASS
-20	120	5794.950755	5725-5850	PASS

Environment Temperature (°C)	Volage (V)	Measured Frequency (MHz)	limit Range	Test Result
20	108	5794.990523	5725-5850	PASS
	120	5794.991400	5725-5850	PASS
	132	5794.979662	5725-5850	PASS

This report shall not be reproduced except in full, without the written approval of Compliance Certification Services (Shenzhen) Inc.

Antenna 3

IEEE 802.11n HT 40 MHz mode / 5190 ~ 5230MHz (Low)

Environment Temperature (°C)	Volage (V)	Measured Frequency (MHz)	limit Range	Test Result
50	120	5189.968408	5150-5250	PASS
40	120	5189.970817	5150-5250	PASS
30	120	5189.985794	5150-5250	PASS
20	120	5189.994620	5150-5250	PASS
10	120	5189.982847	5150-5250	PASS
0	120	5189.968309	5150-5250	PASS
-10	120	5189.954754	5150-5250	PASS
-20	120	5189.976219	5150-5250	PASS

Environment Temperature (°C)	Volage (V)	Measured Frequency (MHz)	limit Range	Test Result
20	108	5189.998129	5150-5250	PASS
	120	5189.998370	5150-5250	PASS
	132	5189.987489	5150-5250	PASS

IEEE 802.11n HT 40 MHz mode / 5190 ~ 5230MHz (High)

Environment Temperature (°C)	Volage (V)	Measured Frequency (MHz)	limit Range	Test Result
50	120	5229.963280	5150-5250	PASS
40	120	5229.973535	5150-5250	PASS
30	120	5229.983176	5150-5250	PASS
20	120	5230.002000	5150-5250	PASS
10	120	5229.989174	5150-5250	PASS
0	120	5229.973893	5150-5250	PASS
-10	120	5229.963017	5150-5250	PASS
-20	120	5229.970078	5150-5250	PASS

Environment Temperature (°C)	Volage (V)	Measured Frequency (MHz)	limit Range	Test Result
20	108	5229.963489	5150-5250	PASS
	120	5230.004100	5150-5250	PASS
	132	5229.980282	5150-5250	PASS

This report shall not be reproduced except in full, without the written approval of Compliance Certification Services (Shenzhen) Inc.

IEEE 802.11n HT 40 MHz mode / 5755 ~ 5795MHz (Low)

Environment Temperature (°C)	Volage (V)	Measured Frequency (MHz)	limit Range	Test Result
50	120	5754.963398	5725-5850	PASS
40	120	5754.994675	5725-5850	PASS
30	120	5754.989723	5725-5850	PASS
20	120	5754.996360	5725-5850	PASS
10	120	5754.959120	5725-5850	PASS
0	120	5754.995721	5725-5850	PASS
-10	120	5754.981290	5725-5850	PASS
-20	120	5754.987857	5725-5850	PASS

Environment Temperature (°C)	Volage (V)	Measured Frequency (MHz)	limit Range	Test Result
20	108	5754.996924	5725-5850	PASS
	120	5754.997580	5725-5850	PASS
	132	5754.956600	5725-5850	PASS

IEEE 802.11n HT 40 MHz mode / 5755 ~ 5795MHz (High)

Environment Temperature (°C)	Volage (V)	Measured Frequency (MHz)	limit Range	Test Result
50	120	5794.972267	5725-5850	PASS
40	120	5794.957685	5725-5850	PASS
30	120	5794.977439	5725-5850	PASS
20	120	5794.993700	5725-5850	PASS
10	120	5794.950894	5725-5850	PASS
0	120	5794.968123	5725-5850	PASS
-10	120	5794.972394	5725-5850	PASS
-20	120	5794.961636	5725-5850	PASS

Environment Temperature (°C)	Volage (V)	Measured Frequency (MHz)	limit Range	Test Result
20	108	5794.961204	5725-5850	PASS
	120	5794.997210	5725-5850	PASS
	132	5794.978455	5725-5850	PASS

This report shall not be reproduced except in full, without the written approval of Compliance Certification Services (Shenzhen) Inc.

Antenna 0

IEEE 802.11ac 80 mode / 5210MHz

Environment Temperature (°C)	Volage (V)	Measured Frequency (MHz)	limit Range	Test Result
50	120	5209.957583	5150-5250	PASS
40	120	5209.997410	5150-5250	PASS
30	120	5209.996892	5150-5250	PASS
20	120	5209.993300	5150-5250	PASS
10	120	5209.962604	5150-5250	PASS
0	120	5209.975247	5150-5250	PASS
-10	120	5209.975913	5150-5250	PASS
-20	120	5209.951646	5150-5250	PASS

Environment Temperature (°C)	Volage (V)	Measured Frequency (MHz)	limit Range	Test Result
20	108	5209.962833	5150-5250	PASS
	120	5209.995200	5150-5250	PASS
	132	5209.968090	5150-5250	PASS

IEEE 802.11ac 80 mode / 5775MHz

Environment Temperature (°C)	Volage (V)	Measured Frequency (MHz)	limit Range	Test Result
50	120	5774.967964	5725-5850	PASS
40	120	5774.958516	5725-5850	PASS
30	120	5774.978618	5725-5850	PASS
20	120	5774.991300	5725-5850	PASS
10	120	5774.962336	5725-5850	PASS
0	120	5774.959824	5725-5850	PASS
-10	120	5774.984245	5725-5850	PASS
-20	120	5774.967618	5725-5850	PASS

Environment Temperature (°C)	Volage (V)	Measured Frequency (MHz)	limit Range	Test Result
20	108	5774.999141	5725-5850	PASS
	120	5774.995730	5725-5850	PASS
	132	5774.970002	5725-5850	PASS

This report shall not be reproduced except in full, without the written approval of Compliance Certification Services (Shenzhen) Inc.

Antenna 1

IEEE 802.11ac 80 mode / 5210MHz

Environment Temperature (°C)	Volage (V)	Measured Frequency (MHz)	limit Range	Test Result
50	120	5209.968273	5150-5250	PASS
40	120	5209.996716	5150-5250	PASS
30	120	5209.974217	5150-5250	PASS
20	120	5209.992600	5150-5250	PASS
10	120	5209.958044	5150-5250	PASS
0	120	5209.987946	5150-5250	PASS
-10	120	5209.968702	5150-5250	PASS
-20	120	5209.955390	5150-5250	PASS

Environment Temperature (°C)	Volage (V)	Measured Frequency (MHz)	limit Range	Test Result
20	108	5209.955132	5150-5250	PASS
	120	5209.995300	5150-5250	PASS
	132	5209.992214	5150-5250	PASS

IEEE 802.11ac 80 mode / 5775MHz

Environment Temperature (°C)	Volage (V)	Measured Frequency (MHz)	limit Range	Test Result
50	120	5774.967844	5725-5850	PASS
40	120	5774.956883	5725-5850	PASS
30	120	5774.978707	5725-5850	PASS
20	120	5774.992500	5725-5850	PASS
10	120	5774.996997	5725-5850	PASS
0	120	5774.960453	5725-5850	PASS
-10	120	5774.952770	5725-5850	PASS
-20	120	5774.989649	5725-5850	PASS

Environment Temperature (°C)	Volage (V)	Measured Frequency (MHz)	limit Range	Test Result
20	108	5774.996963	5725-5850	PASS
	120	5774.993100	5725-5850	PASS
	132	5774.967190	5725-5850	PASS

This report shall not be reproduced except in full, without the written approval of Compliance Certification Services (Shenzhen) Inc.

Antenna 2

IEEE 802.11ac 80 mode / 5210MHz

Environment Temperature (°C)	Volage (V)	Measured Frequency (MHz)	limit Range	Test Result
50	120	5209.963355	5150-5250	PASS
40	120	5209.968915	5150-5250	PASS
30	120	5209.966756	5150-5250	PASS
20	120	5209.995800	5150-5250	PASS
10	120	5209.976511	5150-5250	PASS
0	120	5209.965156	5150-5250	PASS
-10	120	5209.987233	5150-5250	PASS
-20	120	5209.994933	5150-5250	PASS

Environment Temperature (°C)	Volage (V)	Measured Frequency (MHz)	limit Range	Test Result
20	108	5209.977407	5150-5250	PASS
	120	5209.993700	5150-5250	PASS
	132	5209.970978	5150-5250	PASS

IEEE 802.11ac 80 mode / 5775MHz

Environment Temperature (°C)	Volage (V)	Measured Frequency (MHz)	limit Range	Test Result
50	120	5774.983176	5725-5850	PASS
40	120	5774.983329	5725-5850	PASS
30	120	5774.972060	5725-5850	PASS
20	120	5774.995300	5725-5850	PASS
10	120	5774.980769	5725-5850	PASS
0	120	5774.965883	5725-5850	PASS
-10	120	5774.964709	5725-5850	PASS
-20	120	5774.980476	5725-5850	PASS

Environment Temperature (°C)	Volage (V)	Measured Frequency (MHz)	limit Range	Test Result
20	108	5774.980454	5725-5850	PASS
	120	5774.996200	5725-5850	PASS
	132	5774.978042	5725-5850	PASS

This report shall not be reproduced except in full, without the written approval of Compliance Certification Services (Shenzhen) Inc.

Antenna 3

IEEE 802.11ac 80 mode / 5210MHz

Environment Temperature (°C)	Volage (V)	Measured Frequency (MHz)	limit Range	Test Result
50	120	5209.957030	5150-5250	PASS
40	120	5209.976604	5150-5250	PASS
30	120	5209.962958	5150-5250	PASS
20	120	5209.993800	5150-5250	PASS
10	120	5209.966318	5150-5250	PASS
0	120	5209.992218	5150-5250	PASS
-10	120	5209.992166	5150-5250	PASS
-20	120	5209.994174	5150-5250	PASS

Environment Temperature (°C)	Volage (V)	Measured Frequency (MHz)	limit Range	Test Result
20	108	5209.980081	5150-5250	PASS
	120	5209.994600	5150-5250	PASS
	132	5209.952362	5150-5250	PASS

IEEE 802.11ac 80 mode / 5775MHz

Environment Temperature (°C)	Volage (V)	Measured Frequency (MHz)	limit Range	Test Result
50	120	5774.965527	5725-5850	PASS
40	120	5774.970652	5725-5850	PASS
30	120	5774.957417	5725-5850	PASS
20	120	5774.991260	5725-5850	PASS
10	120	5774.989682	5725-5850	PASS
0	120	5774.982890	5725-5850	PASS
-10	120	5774.974415	5725-5850	PASS
-20	120	5774.949384	5725-5850	PASS

Environment Temperature (°C)	Volage (V)	Measured Frequency (MHz)	limit Range	Test Result
20	108	5774.971303	5725-5850	PASS
	120	5774.993570	5725-5850	PASS
	132	5774.978708	5725-5850	PASS

This report shall not be reproduced except in full, without the written approval of Compliance Certification Services (Shenzhen) Inc.