## Annex B.ii. Photograph 2: EUT Internal Photo

Cover Off - Rear View1



Cover Off - Rear View2



LCD - Top View




LCD - Bottom View




EUT PCB Board 1 - Top View




EUT PCB Board 1 - Bottom View




EUT PCB Board 2 - Top View




EUT PCB Board 2 - Bottom View



EUT PCB Board 3 - Top View



EUT PCB Board 3 - Bottom View




EUT PCB Board 4 - Top View




EUT PCB Board 4 - Bottom View




EUT PCB Antenna - Top View



EUT PCB Antenna - Bottom View




GSM Antenna – Top View