12 Exhibit B - Test Setup Photographs

12.1 AC Line Conducted Emission Front View

12.2 AC Line Conducted Emission Side View



12.3 Radiated Emission below 1 GHz Front View – 3.5 dBi Antenna



12.4 Radiated Emission below 1 GHz Rear View – 3.5 dBi Antenna



12.5 Radiated Emission below 1 GHz Front View – 7 dBi Antenna



12.6 Radiated Emission below 1 GHz Rear View – 7 dBi Antenna



12.7 Radiated Emission below 1 GHz Rear View – 14.5 dBi Antenna



12.8 Radiated Emission below 1 GHz Rear View – 14.5 dBi Antenna



12.9 Radiated Emission above 1 GHz Front View – 3.5 dBi Antenna



12.10 Radiated Emission above 1 GHz Rear View – 3.5 dBi Antenna



12.11 Radiated Emission above 1 GHz Front View – 7 dBi Antenna



12.12 Radiated Emission above 1 GHz Rear View – 7 dBi Antenna



12.13 Radiated Emission above 1 GHz Front View – 14.5 dBi Antenna



12.14 Radiated Emission above 1 GHz Rear View – 14.5 dBi Antenna