Manual

AUR524/WRC-1

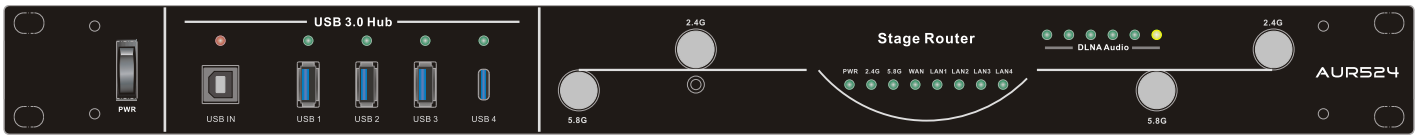

Hangzhou Lingfeng Electronic Co.,LTD

Introduction:

Congratulations on choosing Ling Feng electronic AUR524 wireless router. It is a Dual frequency router with USB hub and DLNA audio transmitter Products. Easy to use in home or some need WiFi and audio transmission Please read the manual carefully before use.

。

Front panel:

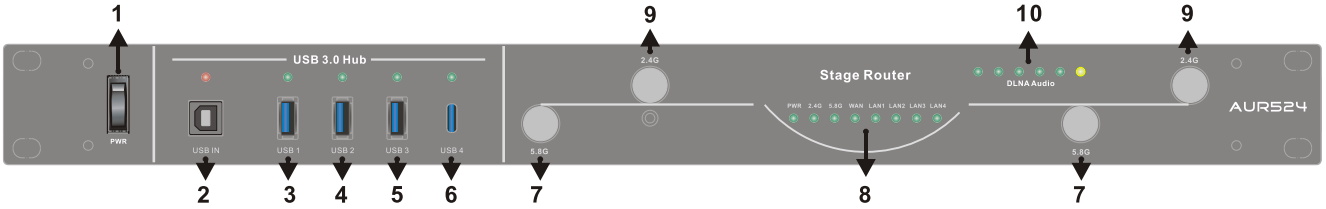

1、Power switch: this switch is used to turn on the power of the unit. The switch is on The rear USB hub 4 indicators and router indicators will be on。

2、USB input port: this USB input port is used to connect the computer, which is provided by this computer USB 3.0 transfer rate, when this port is connected to the computer, the USB input port The light will be on, which means the other four USB output ports can connect to the device, Such as mobile phone, U disk, printer and other devices, as USB interface expander of computer 。

3/4/5/6:USB output port: this 4USB output port is used to connect mobile phones USB disk, printer and other equipment, as the USB interface extender of computer, when USB input The entrance is not connected to the computer, and this 4-output port can also provide charging for mobile phones and other devices。

7、Router 5g antenna socket: used to connect router 5g antenna。

8、Router indicator: used to display the working status of router。

9、Router 2.4G antenna socket: used to connect router 2.4G antenna。

10、DLNA audio transmission level indicator: this indicator is used to display DLNA Size of audio transmission volume。

Rear panel:

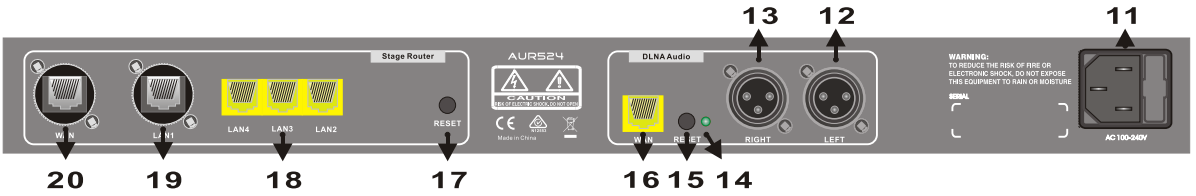

11、Power input socket: power input, input voltage AC100-240V。

12/13、Audio output port: used to output the audio signal to the mixer or Power amplifier and other equipment。

14、DLNA indicator: used to indicate DLNA working status。

15、DLNA restart key: used to restart DLNA。

16、DLNA transmitter WAN port input port: used to connect router LAN port output。

17、Router restart key: used to restart the router。

18/19、Four LAN ports of Router: used to connect computers and other devices。

20、WAN port of Router: used to connect external network。

Easy to use:

The aur524 is a computer USB extender and DLNA audio transmitter Dual band wireless router with 1 in 4 out, usage and Like ordinary routers, WAN port is connected to external network, and four LAN ports can be connected Four computers or other devices, wireless WiFi provides 2.4G and 5g dual frequency WiFi. 3.0 computer USB extender, connect the computer at the USB input port, there are four more computers USB socket, and its own power supply, do not affect the computer work, and provide for the device charging. DLNA audio transmission: connect a network cable from any LAN port of router to We can connect the WAN port of DLNA audio transmitter with mobile phone or iPad Aur524 wireless router, and then we can find it on mobile phones or iPads DLNA audio transmission player, we can use audio software such as QQ player Or cool dog player to play the audio and transfer the audio to the power amplifier through DLNA Or the mixer。

Caution:

This device complies with Part 15 of the FCC rules and Industry Canada license-exempt RSS standard(s). Operation is subject to the following two conditions: (1) this device may not cause harmful interference, and (2) this device must accept any interference received, including interference that may cause undesired operation.

The manufacturer is not responsible for any radio or TV interference caused by unauthorized modifications or change to this equipment. Such modifications or change could void the user's authority to operate the equipment.
This radio transmitter (identify the device by certification number or model number if Category II) has been approved by Industry Canada to operate with the antenna types listed below with the maximum permissible gain indicated. Antenna types not included in this list, having a gain greater than the maximum gain indicated for that type, are strictly prohibited for use with this device.

This equipment has been tested and found to comply with the limits for a Class B digital device, pursuant to part 15 of the FCC Rules. These limits are designed to provide reasonable protection against harmful interference in a residential installation. This equipment generates, uses and can radiate radio frequency energy and, if not installed and used in accordance with the instructions, may cause harmful interference to radio communications. However, there is no guarantee that interference will not occur in a particular installation. If this equipment does cause harmful interference to radio or television reception, which can be determined by turning the equipment off and on, the user is encouraged to try to correct the interference by one or more of the following measures:
-- Reorient or relocate the receiving antenna.
-- Increase the separation between the equipment and receiver.
-- Connect the equipment into an outlet on a circuit different from that to which the receiver is connected.
-- Consult the dealer or an experienced radio/TV technician for help.

The device has been evaluated to meet general RF exposure requirement.

To maintain compliance with FCC's RF exposure guidelines, this equipment should be installed and operated with a minimum distance of 20cm between the radiator and your body.

5G
For 5150-5250 and 5725-5850 frequency band,
Operations in the 5150-5250 and 5725-5850 band are restricted to indoor usage only.

5G:
Any emission is maintained within the band of operation under all conditions of normal operation. The max. frequency stability is less than 20ppm.