TEST REPORT

Applicant:	nFore Technology Co., Ltd.
Address:	5F., No.31, Ln. 258, Ruiguang Rd., Neihu Dist., Taipei City 114, Taiwan
Equipment Type:	NF3219PQ
Model Name:	NF3219PQ (refer section 2.4)
Brand Name:	nFore
FCC ID:	W3GNF3219PQ
Test Standard:	47 CFR Part 15 Subpart E (refer section 3.1)
Sample Arrival Date:	Mar. 21, 2023
Test Date:	Mar. 23, 2023 - Mar. 29, 2023
Date of Issue:	Apr. 20, 2023

ISSUED BY:

Shenzhen BALUN Technology Co., Ltd.

Tested by: Julie Zhu **Checked by:** Ye Hongji **Approved by:** Liao Jianming (Technical Director)

Revision History

Version	Issue Date	Revisions
Rev. 01	Apr. 11, 2023	Initial Issue
Rev. 02	Apr. 20, 2023	Update test photo

TABLE OF CONTENTS

1 GENERAL INFORMATION 4

1.1 Test Laboratory 4

1.2 Test Location 4

2 PRODUCT INFORMATION 5

2.1 Applicant Information 5

2.2 Manufacturer Information 5

2.3 Factory Information 5

2.4 General Description for Equipment under Test (EUT) 5

2.5 Technical Information 6

2.6 Channel List 8

3 SUMMARY OF TEST RESULTS 11

3.1 Test Standards 11

3.2 Test Verdict 11

4 GENERAL TEST CONFIGURATIONS 12

4.1 Test Environments 12

4.2 Test Equipment List 12

4.3 Test Software List 13

4.4 Measurement Uncertainty 13

4.5 Description of Test Setup 14

5 TEST ITEMS 17

5.1 RF Output Power 17

5.2 Emission Bandwidth and 6 dB Bandwidth 18

5.3 Power Spectral density (PSD) 19

5.4 Conducted Emission 20

5.5 Radiated Spurious Emissions and Band Edge (Restricted-band) 21
ANNEX A TEST RESULT 25
A.1 RF Output Power 25
A.2 Emission Bandwidth & 99% Bandwidth 33
A.3 6 dB Bandwidth 37
A.4 Power Spectral Density 39
A.5 Conducted Emissions 46
A.6 Radiated Spurious Emissions and Band Edge (Restricted-band) 48
ANNEX B TEST SETUP PHOTOS 270
ANNEX C EUT EXTERNAL PHOTOS 270
ANNEX D EUT INTERNAL PHOTOS 270

1 GENERAL INFORMATION

1.1 Test Laboratory

Name	Shenzhen BALUN Technology Co., Ltd.
Address	Block B, 1/F, Baisha Science and Technology Park, Shahe Xi Road, Nanshan District, Shenzhen, Guangdong Province, P. R. China
Phone Number	+86 755 6685 0100

1.2 Test Location

Name	Shenzhen BALUN Technology Co., Ltd.
Location	☑ Block B, 1/F, Baisha Science and Technology Park, Shahe Xi Road, Nanshan District, Shenzhen, Guangdong Province, P. R. China
	☐ 1/F, Building B, Ganghongji High-tech Intelligent Industrial Park, No. 1008, Songbai Road, Yangguang Community, Xili Sub-district, Nanshan District, Shenzhen, Guangdong Province, P. R. China
Accreditation Certificate	The laboratory is a testing organization accredited by FCC as a accredited testing laboratory. The designation number is CN1196.

2 PRODUCT INFORMATION

2.1 Applicant Information

Applicant	nFore Technology Co., Ltd.
Address	5F., No.31, Ln. 258, Ruiguang Rd., Neihu Dist., Taipei City 114, Taiwan

2.2 Manufacturer Information

Manufacturer	nFore Technology Co., Ltd.
Address	5F., No.31, Ln. 258, Ruiguang Rd., Neihu Dist., Taipei City 114, Taiwan

2.3 Factory Information

Factory	nFore Technology Co., Ltd.
Address	No.9, Dapumeiyuanqu 9th Rd., Dalin Township, Chiayi County 622, Taiwan

2.4 General Description for Equipment under Test (EUT)

EUT Name	NF3219PQ
Model Name Under Test	NF3219PQ
Series Model Name	NF3219TPQ, NF3219TPQL, NF3219TPQLL
Description of Model name differentiation	All models are same with electrical parameters and internal circuit structure, but only differ in model name. (this information provided by the customer)
Hardware Version	1.2
Software Version	1.0
Dimensions (Approx.)	N/A
Weight (Approx.)	N/A

2.5 Technical Information

Network and Wireless connectivity	Bluetooth (BR+EDR+BLE) WIFI 802.11a, 802.11b, 802.11g, 802.11n, 802.11ac and 802.11ax U-NII-1/3

The requirement for the following technical information of the EUT was tested in this report:

Frequency Range		U-NII-1: 5150 MHz to 5250 MHz, U-NII-3: 5725 MHz to 5850 MHz
Product Type		☒ Mobile ☐ Portable ☐ Fix Location
Modulation technology		OFDM, OFDMA
Modulation Type		1024QAM, 256QAM, 64QAM, 16QAM, BPSK, QPSK
Product Type		Mobile
Transfer Rate (Mbps) (Single RF path)		802.11a: 54/ 48/ 36/ 24/ 18/ 12/ 9/ 6 Mbps 802.11n: up to 150 Mbps 802.11ac: up to VHT-MCS9 802.11ax up to 600 Mbps
Channel Bandwidth		802.11a: 20 MHz 802.11n: 20 MHz, 40 MHz 802.11ac: 20 MHz, 40 MHz, 80 MHz 802.11ax: 20 MHz, 40 MHz, 80 MHz
Maximum Output Power		U-NII-1: 19.18 dBm U-NII-3: 19.12 dBm
Antenna System (eg., MIMO, Smart Antenna)		Cyclic Delay Diversity (CDD) for 802.11a Multi Input Multi Output (MIMO) for 802.11n/ac/ax
Categorization as Correlated or Completely Uncorrelated		Categorization as Correlated for 802.11a Categorization as Uncorrelated for 802.11n/ac/ax
Antenna Type	Main Antenna	External Antenna
	Aux. Antenna	
Antenna Gain	Main Antenna	4.5 dBi
	Aux. Antenna	
Total directional gain	For power spectral density(PSD) measurements	Correlated: 7.51 dBi Formulas: Directional gain = *GANT* + 10 log(*NANT*) dBi Uncorrelated: 4.50 dBi Formulas: Directional gain = *GANT*
	For power measurements	Correlated: 7.51 dBi Formulas: Directional gain = *GANT* + 10 log(*NANT*) dBi Uncorrelated: 4.50 dBi

		Formulas: Directional gain = *GANT*
About the Product		The equipment is NF3219PQ, intended for used with information technology equipment.

Mode	Antenna		
	Main Antenna	Aux. Antenna	MIMO
802.11a	√	√	--
802.11n20	√	√	√
802.11n40	√	√	√
802.11ac20	√	√	√
802.11ac40	√	√	√
802.11ac80	√	√	√
802.11ax20	√	√	√
802.11ax40	√	√	√
802.11ax80	√	√	√
Note: All the configurations were tested, but only the worst data was shown in this report.			

2.6 Channel List

20 MHz		40 MHz		80 MHz	
Channel Number	Frequency (MHz)	Channel Number	Frequency (MHz)	Channel Number	Frequency (MHz)
36	**5180**	**38**	**5190**	**42**	**5210**
40	5200	**46**	**5230**	**155**	**5775**
44	**5220**	**151**	**5755**		
48	**5240**	**159**	**5795**		
149	**5745**				
153	5765				
157	**5785**				
161	5805				
165	**5825**				

The Lowest frequency, the middle frequency and the highest frequency of channel were selected to perform the test, and the selected channel see below:

For 802.11a/n(HT20)/ac(VHT20)/ax(HE20)

U-NII-1 (5150 - 5250 MHz)			U-NII-3 (5725 - 5850 MHz)		
Channel Number	Channel	Frequency (MHz)	Channel Number	Channel	Frequency (MHz)
36	Low	5180	149	Low	5745
44	Mid	5220	157	Mid	5785
48	High	5240	165	High	5825

For 802.11n(HT40)/ac(VHT40)/ax(HE40)

U-NII-1 (5150 - 5250 MHz)			U-NII-3 (5725 - 5850 MHz)		
Channel Number	Channel	Frequency (MHz)	Channel Number	Channel	Frequency (MHz)
38	Low	5190	151	Low	5755
46	High	5230	159	High	5795

For 802.11ac(VHT80)/ax(HE80)

U-NII-1 (5150 - 5250 MHz)			U-NII-3 (5725 - 5850 MHz)		
Channel Number	Channel	Frequency (MHz)	Channel Number	Channel	Frequency (MHz)
42	Mid	5210	155	Mid	5775

Note: Preliminary tests were performed in different data rate in above table to find the worst radiated emission. The data rate shown in the table below is the worst-case rate with respect to the specific test item. Investigation has been done on all the possible configurations for searching the worst cases. The following table is a list of the test modes shown in this test report.

Test Items	Mode	Data Rate	Modulation Type	U-NII-1 Channel	U-NII-3 Channel
RF Output Power	11a	6	BPSK	48/44/36	165/157/149
	11n(20 MHz)	6.5		48/44/36	165/157/149
	11n(40 MHz)	13.5		46/38	159/151
	11ac(20 MHz)	6.5		48/44/36	165/157/149
	11ac(40 MHz)	13.5		46/38	159/151
	11ac(80 MHz)	29.3		42	155
	11ax(20 MHz)	4		48/44/36	165/157/149
	11ax(40 MHz)	8		46/38	159/151
	11ax(80 MHz)	17		42	155
Emission Bandwidth & 99% Occupied Bandwidth	11a	6	BPSK	48/44/36	165/157/149
	11n(20 MHz)	6.5		48/44/36	165/157/149
	11n(40 MHz)	13.5		46/38	159/151
	11ac(20 MHz)	6.5		48/44/36	165/157/149
	11ac(40 MHz)	13.5		46/38	159/151
	11ac(80 MHz)	29.3		42	155
	11ax(20 MHz)	4		48/44/36	165/157/149
	11ax(40 MHz)	8		46/38	159/151
	11ax(80 MHz)	17		42	155
6 dB bandwidth	11a	6	BPSK	N/A	165/157/149
	11n(20 MHz)	6.5		N/A	165/157/149
	11n(40 MHz)	13.5		N/A	159/151
	11ac(20 MHz)	6.5		N/A	165/157/149
	11ac(40 MHz)	13.5		N/A	159/151
	11ac(80 MHz)	29.3		N/A	155
	11ax(20 MHz)	4		N/A	165/157/149
	11ax(40 MHz)	8		N/A	159/151
	11ax(80 MHz)	17		N/A	155
Power Spectral Density	11a	6	BPSK	48/44/36	165/157/149
	11n(20 MHz)	6.5		48/44/36	165/157/149
	11n(40 MHz)	13.5		46/38	159/151
	11ac(20 MHz)	6.5		48/44/36	165/157/149
	11ac(40 MHz)	13.5		46/38	159/151
	11ac(80 MHz)	29.3		42	155
	11ax(20 MHz)	4		48/44/36	165/157/149
	11ax(40 MHz)	8		46/38	159/151
	11ax(80 MHz)	17		42	155
Radiated Spurious Emissions	11a	6	BPSK	48/44/36	165/157/149
	11n(20 MHz)	6.5		48/44/36	165/157/149
	11n(40 MHz)	13.5		46/38	159/151
	11ac(20 MHz)	6.5		48/44/36	165/157/149

	11ac(40 MHz)	13.5		46/38	159/151
	11ac(80 MHz)	29.3		42	155
	11ax(20 MHz)	4		48/44/36	165/157/149
	11ax(40 MHz)	8		46/38	159/151
	11ax(80 MHz)	17		42	155
Band Edge (Restricted-band)	11a	6	BPSK	48/36	165/149
	11n(20 MHz)	6.5		48/36	165/149
	11n(40 MHz)	13.5		46/38	159/151
	11ac(20 MHz)	6.5		48/36	165/149
	11ac(40 MHz)	13.5		46/38	159/151
	11ac(80 MHz)	29.3		42	155
	11ax(20 MHz)	4		48/36	165/149
	11ax(40 MHz)	8		46/38	159/151
	11ax(80 MHz)	17		42	155

3 SUMMARY OF TEST RESULTS

3.1 Test Standards

No.	Identity	Document Title
1	47 CFR Part 15 Subpart E	Unlicensed National Information Infrastructure Devices
2	KDB Publication 789033 D02v02r01	Guidelines for Compliance Testing of Unlicensed National Information Infrastructure (U-NII) Devices Part 15, Subpart E
3	KDB Publication 662911 D01v02r01	Emissions Testing of Transmitters with Multiple Outputs in the Same Band (e.g., MIMO, Smart Antenna, etc)
4	ANSI C63.10-2013	American National Standard for Testing Unlicensed Wireless Devices

3.2 Test Verdict

No.	Description	FCC Part No.	Test Result	Verdict
1	Antenna Requirement	15.203	--	Pass[Note1]
2	RF Output Power	15.407(a)	ANNEX A.1	Pass
3	Emission Bandwidth & 99% Occupied Bandwidth	15.407(a)	ANNEX A.2	Pass
4	6 dB bandwidth	15.407(e)	ANNEX A.3	Pass
5	Power Spectral Density	15.407(a)	ANNEX A.4	Pass
6	Conducted Emission	15.207	ANNEX A.5	Pass
7	Radiated Spurious Emissions and Band Edge (Restricted-band)	15.407(b)	ANNEX A.6	Pass
8	Receiver Spurious Emissions	--	--	N/A[Note2]

Note [1]: The EUT has a permanently and irreplaceable attached antenna, which complies with the requirement FCC 15.203.
Note [2]: Only radio communication receivers operating in stand-alone mode within the U-NII-30-960 MHz, as well as scanner receivers, are subject to Industry Canada requirements, so this test is not applicable.
Note [3]: Under all normal operating conditions specified in the user manual, frequency stability can keep radiation within the operating frequency band.

4 GENERAL TEST CONFIGURATIONS

4.1 Test Environments

During the measurement, the normal environmental conditions were within the listed ranges:

Relative Humidity	53% to 68%	
Atmospheric Pressure	100 kPa to 102 kPa	
Temperature	NT (Normal Temperature)	+19.9℃ to +23.4℃
	LT (Low Temperature)	-40℃
	HT (High Temperature)	+85℃
Working Voltage of the EUT	NV (Normal Voltage)	3.30 V
	LV (Low Voltage)	3.14 V
	HV (High Voltage)	3.46 V

4.2 Test Equipment List

Description	Manufacturer	Model	Serial No.	Cal. Date	Cal. Due
Spectrum Analyzer	KEYSIGHT	N9020A	MY50330200	2022.05.19	2023.05.18
Power Sensor	Keysight	U2063XA	MY58000251	2022.07.28	2023.07.27
Spectrum Analyzer	ROHDE&SCHWARZ	FSV-40	101544	2022.12.28	2023.12.27
Spectrum Analyzer	KEYSIGHT	N9020A	MY50531259	2022.09.06	2023.09.05
Signaling Unit	ROHDE&SCHWARZ	CMW500	171150	2022.06.29	2023.06.28
Test Antenna-Horn	SCHWARZBECK	BBHA 9120D	02460	2021.05.19	2024.05.08
Test Antenna-Horn	A-INFO	LB-180400KF	J211060273	2021.07.02	2024.07.01
Anechoic Chamber	RAINFORD	9m*6m*6m	N/A	2021.08.16	2024.08.15
EMI Receiver	ROHDE&SCHWARZ	ESRP	101036	2022.09.09	2023.09.08
Test Antenna-Bi-Log	SCHWARZBECK	VULB 9168	00883	2022.04.01	2025.03.31
Test Antenna-Loop	SCHWARZBECK	FMZB 1519	1519-037	2021.04.16	2024.04.15
Anechoic Chamber	EMC Electronic Co., Ltd	20.10*11.60*7.35m	N/A	2021.08.15	2024.08.14
EMI Receiver	KEYSIGHT	N9010B	MY57110309	2022.09.09	2023.09.08
LISN	SCHWARZBECK	NSLK 8127	8127-687	2022.06.01	2023.05.31
Shielded Enclosure	YiHeng Electronic Co., Ltd	3.5m*3.1m*2.8m	N/A	2022.02.19	2025.02.18
Amplifier	COM-MV	LSCX_LNA1-12G-01	180602	2020.09.08	2023.09.07
Amplifier	COM-MV	XKu_LNA7-18G-01	180601	2020.09.08	2023.09.07
Amplifier	COM-MV	KA_LNA18-40G-01	18050001	2020.09.08	2023.09.07
Amplifier	COM-MV	ZT30-1000M	B2017119081	2022.09.09	2023.09.08

4.3 Test Software List

Description	Manufacturer	Software Version	Serial No.	Applicable test Setup
BL410R	BALUN	V2.1.1.488	N/A	The section 4.5.1
BL410E	BALUN	V19.8.28.435	N/A	The section 4.5.2&4.5.3&4.5.4&4.5.5

4.4 Measurement Uncertainty

The following measurement uncertainty levels have been estimated for tests performed on the EUT as specified in CISPR 16-4-2.

This uncertainty represents an expanded uncertainty expressed at approximately the 95% confidence level using a coverage factor of k=2.

Parameters	Uncertainty
Occupied Channel Bandwidth	2.8%
RF output power, conducted	1.28 dB
Power Spectral Density, conducted	1.30 dB
Unwanted Emissions, conducted	1.84 dB
All emissions, radiated	5.36 dB
Temperature	0.82°C
Humidity	4.1%

4.5 Description of Test Setup

4.5.1 For Antenna Port Test

Conducted value (dBm) = Measurement value (dBm) + cable loss (dB)

For example: the measurement value is 10 dBm and the cable 0.5dBm used, then the final result of EUT:
Conducted value (dBm) = 10 dBm + 0.5 dB = 10.5 dBm

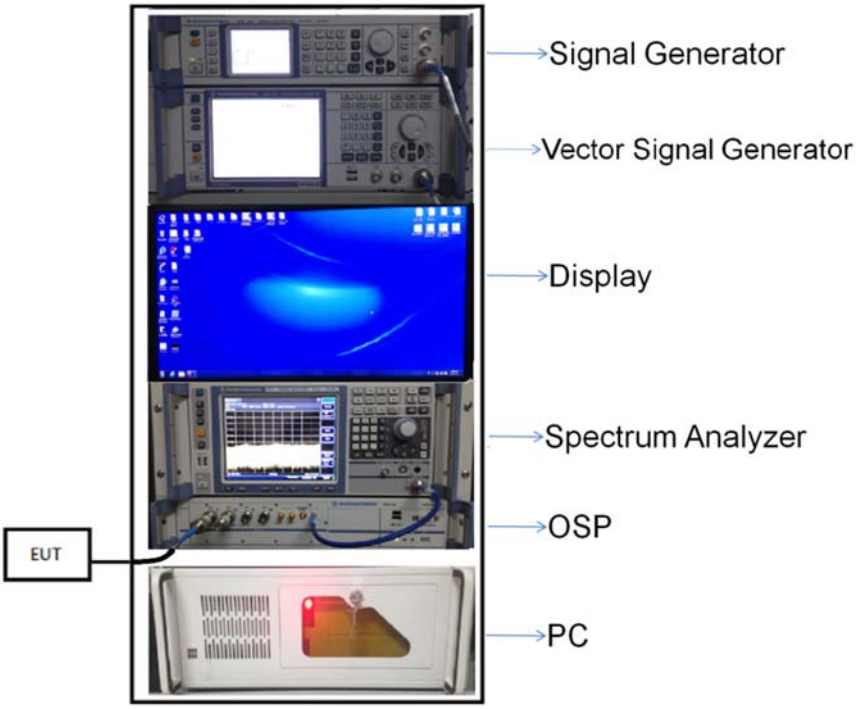

(Diagram 1)

4.5.2 For AC Power Supply Port Test

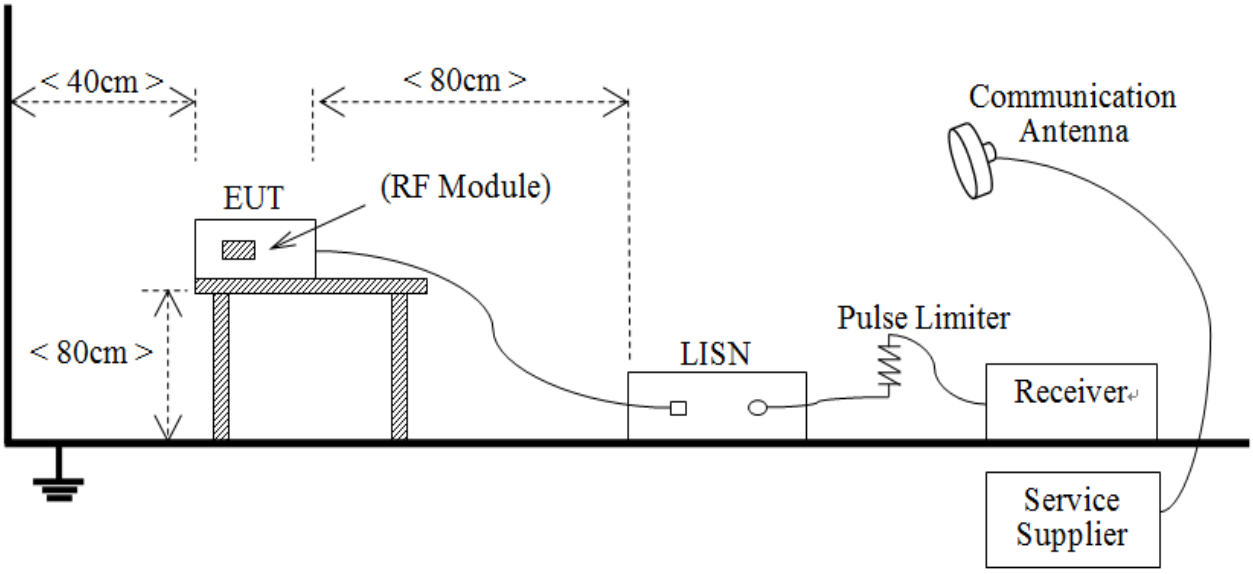

(Diagram 2)

4.5.3 For Radiated Test (Below 30 MHz)



(Diagram 3)

4.5.4 For Radiated Test (30 MHz-1 GHz)

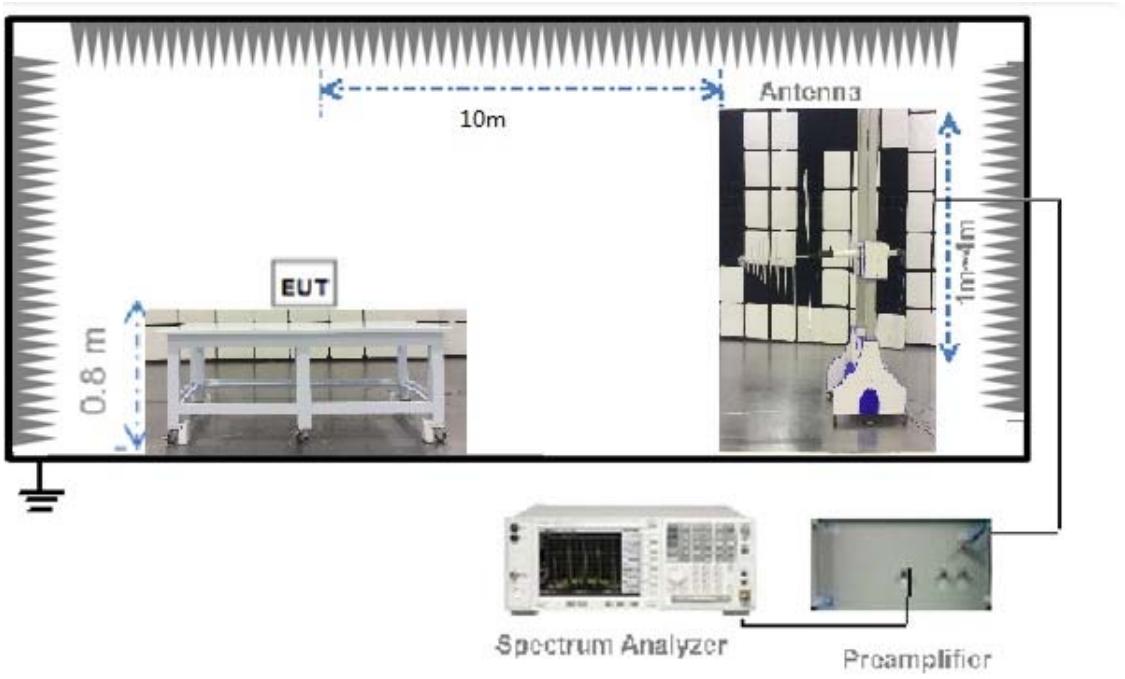

(Diagram 4)

4.5.5 For Radiated Test (Above 1 GHz)

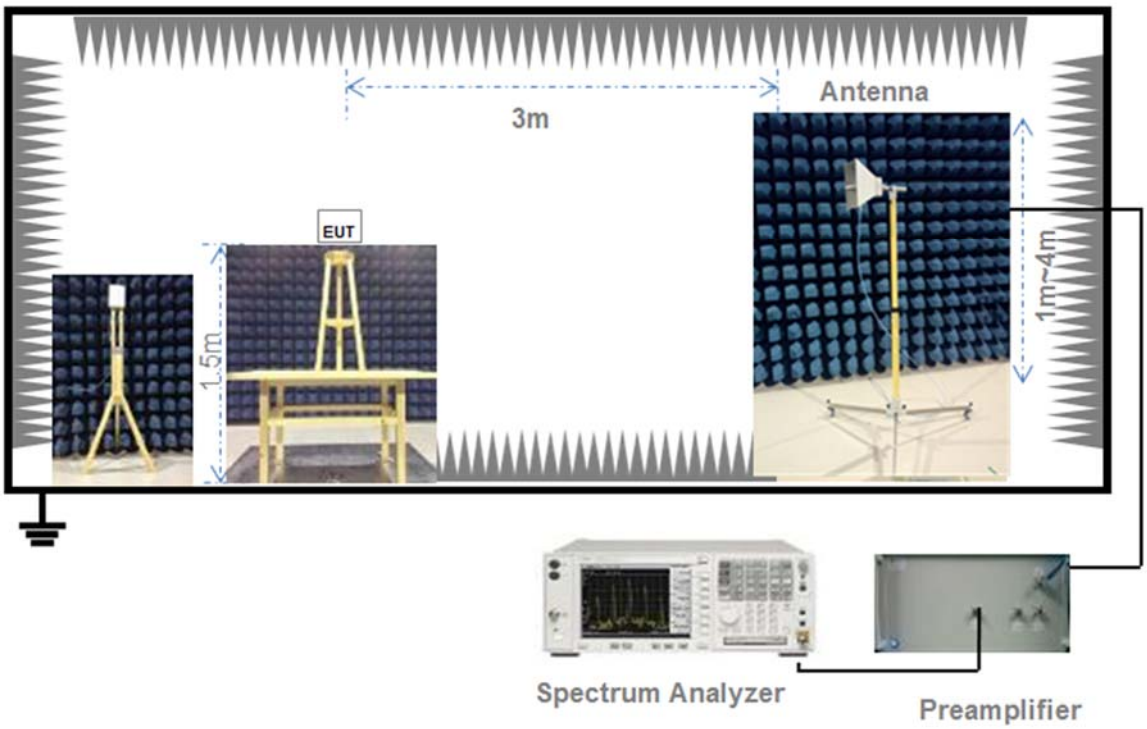

(Diagram 5)

5 TEST ITEMS

5.1 RF Output Power

5.1.1 Test Limit

FCC §15.407(a)

The maximum conducted output power should not exceed:

Frequency Band (MHz)	Limit
5150-5250	250 mW
5250-5350	250 mW or 11 dBm + 10log B, whichever is less.
5470-5725	250 mW or 11 dBm + 10log B, whichever is less.
5725-5850	1 W
Note: Where “B” is the 26 dB emissions bandwidth in MHz.	

5.1.2 Test Setup

The section 4.5.1 (Diagram 1) test setup description was used for this test. The photo of test setup please refer to ANNEX B.

5.1.3 Test Procedure

The maximum peak conducted output power may be measured using a broadband Average RF power meter. The power meter shall have a video bandwidth that is greater than or equal to the emission bandwidth and utilize a fast-responding diode detector.

The E.I.R.P used radiated test method. At a test site that has been validated using the procedures of ANSI C63.4 or the latest CISPR 16-1-4 for measurements above 1 GHz, so as to simulate a near free-space environment.

5.1.4 Test Result

Please refer to ANNEX A.1.

5.2 Emission Bandwidth and 6 dB Bandwidth

5.2.1 Limit

FCC §15.407(a)

Within the 5.725-5.85 GHz band, the minimum 6 dB bandwidth of U-NII devices shall be at least 500 kHz.

5.2.2 Test Setup

The test setup photo please refer to 4.5.1 (Diagram 1) test setup description was used for this test. The photo of test setup please refer to ANNEX B.

5.2.3 Test Procedure

Emission bandwidth

1. Set RBW = approximately 1% of the emission bandwidth.

2. Set VBW ≥ 3*RBW,

3. Detector = Peak.

4. Trace mode = Max hold.

5. Measure the maximum width of the emission that is 26 dB down from the peak of the emission.

Occupied Bandwidth

1. Set Span = 1.5 times to 5.0 times the OBW

2. Set RBW = 1% to 5% of the OBW.

3. Set VBW ≥ 3*RBW, Detector = Peak.

4. Trace mode = Max hold.

5. Use the 99% power bandwidth function of the instrument.

6 dB bandwidth

1. Set RBW = 100 kHz, VBW = 300 kHz.

2. Detector = Peak.Trace mode = Max hold.

3. Allow the trace to stabilize.

4. Measure the maximum width of the emission that is constrained by the frequencies associated with the two outermost amplitude points (upper and lower frequencies) that are attenuated by 6 dB relative to the maximum level measured in the fundamental emission.

5.2.4 Test Result

Please refer to ANNEX A.2 and ANNEX A.3.

5.3 Power Spectral density (PSD)

5.3.1 Limit

FCC §15.407(a)

The maximum power spectral density should not exceed:

Frequency Band (MHz)	Limit
5150-5250	11 dBm/MHz
5250-5350	11 dBm/MHz
5470-5725	11 dBm/MHz
5725-5850	30 dBm/500kHz

5.3.2 Test Setup

The section 4.5.1 (Diagram 1) test setup description was used for this test. The photo of test setup please refer to ANNEX B.

5.3.3 Test Procedure

Set the spectrum analyzer or EMI receiver span to view the entire emission bandwidth.
1. Set RBW = 510 kHz/1 MHz, VBW ≥ 3*RBW, Sweep time = Auto, Detector = RMS.
2. Allow the sweeps to continue until the trace stabilizes.
3. Use the peak marker function to determine the maximum amplitude level.
4. The E.I.R.P spectral density used radiated test method. At a test site that has been validated using the procedures of ANSI C63.4 or the latest CISPR 16-1-4 for measurements above 1 GHz, so as to simulate a near free-space environment.

5.3.4 Test Result

Please refer to ANNEX A.4.

5.4 Conducted Emission

5.4.1 Limit

FCC §15.207

For an intentional radiator that is designed to be connected to the public utility (AC) power line, the radio frequency voltage that is conducted back onto the AC power line on any frequency within the U-NII-150 kHz to 30 MHz shall not exceed the limits in the following table, as measured using a 50μH/50Ω line impedance stabilization network (LISN).

Frequency range (MHz)	Conducted Limit (dBμV)	
	Quai-peak	Average
0.15 - 0.50	66 to 56	56 to 46
0.50 - 5	56	46
0.50 - 30	60	50

5.4.2 Test Setup

The section 4.5.2 (Diagram 2) test setup description was used for this test. The photo of test setup please refer to ANNEX B.

5.4.3 Test Procedure

The maximum conducted interference is searched using Peak (PK), if the emission levels more than the AV and QP limits, and that have narrow margins from the AV and QP limits will be re-measured with AV and QP detectors. Tests for both L phase and N phase lines of the power mains connected to the EUT are performed. Refer to recorded points and plots below.

5.4.4 Test Result

Please refer to ANNEX A.5.

5.5 Radiated Spurious Emissions and Band Edge (Restricted-band)

5.5.1 Limit

FCC §15.209 & 15.407(b)

Frequency (MHz)	Field Strength (μV/m)	Measurement Distance (m)
0.009 - 0.490	2400/F(kHz)	300
0.490 - 1.705	24000/F(kHz)	30
1.705 - 30.0	30	30
30 - 88	100	3
88 - 216	150	3
216 - 960	200	3
Above 960	500	3

Note [1]: The Limit for radiated test was performed according to FCC Part 15C
Note [2]: The tighter limit applies at the band edge.

5.5.2 Test Setup

The section 4.5.3-4.5.5 (Diagram 3 - Diagram 5) test setup description was used for this test. The photo of test setup please refer to ANNEX B.

5.5.3 Test Procedure

Since the emission limits are specified in terms of radiated field strength levels, measurements performed to demonstrate compliance have traditionally relied on a radiated test configuration. Radiated measurements remain the principal method for demonstrating compliance to the specified limits; however antenna-port conducted measurements are also now acceptable to demonstrate compliance (see below for details). When radiated measurements are utilized, test site requirements and procedures for maximizing and measuring radiated emissions that are described in ANSI C63.10 shall be followed.

Antenna-port conducted measurements may also be used as an alternative to radiated measurements for demonstrating compliance in the restricted frequency bands. If conducted measurements are performed, then proper impedance matching must be ensured and an additional radiated test for cabinet/case spurious emissions is required.

General Procedure for conducted measurements in restricted bands

a) Measure the conducted output power (in dBm) using the detector specified (see guidance regarding measurement procedures for determining quasi-peak, peak, and average conducted output power, respectively).

b) Add the appropriate maximum ground reflection factor to the EIRP level (6 dB for frequencies ≤ 30 MHz, 4.7 dB for frequencies between 30 MHz and 1000 MHz, inclusive and 0 dB for frequencies > 1000 MHz).

c) For devices with multiple antenna-ports, measure the power of each individual chain and sum the EIRP of all chains in linear terms (e.g., Watts, mW).

d) Convert the resultant EIRP level to an equivalent electric field strength using the following relationship:

E = EIRP – 20log D + 104.8

where:

E = electric field strength in dBμV/m,

EIRP = equivalent isotropic radiated power in dBm

D = specified measurement distance in meters.

e) Compare the resultant electric field strength level to the applicable limit.

f) Perform radiated spurious emission test.

Quasi-Peak measurement procedure

The specifications for measurements using the CISPR quasi-peak detector can be found in Publication 16 of the International Special Committee on Radio Frequency Interference (CISPR) of the International Electrotechnical Commission.

As an alternative to CISPR quasi-peak measurement, compliance can be demonstrated to the applicable emission limits using a peak detector.

Peak power measurement procedure

Peak emission levels are measured by setting the instrument as follows:

a) RBW = as specified in Table 1.

b) VBW ≥ 3 x RBW.

c) Detector = Peak.

d) Sweep time = auto.

e) Trace mode = max hold.

f) Allow sweeps to continue until the trace stabilizes. (Note that the required measurement time may be longer for low duty cycle applications).

Table 1—RBW as a function of frequency

Frequency	RBW
9-150 kHz	200-300 Hz
0.15-30 MHz	9-10 kHz
30-1000 MHz	100-120 kHz
> 1000 MHz	1 MHz

If the peak-detected amplitude can be shown to comply with the average limit, then it is not necessary to perform a separate average measurement.

Trace averaging across on and off times of the EUT transmissions followed by duty cycle correction

If continuous transmission of the EUT (i.e., duty cycle ≥ 98 percent) cannot be achieved and the duty cycle is constant (i.e., duty cycle variations are less than ± 2 percent), then the following procedure shall be used:

a) The EUT shall be configured to operate at the maximum achievable duty cycle.

b) Measure the duty cycle, x, of the transmitter output signal as described in section 6.0.

c) RBW = 1 MHz (unless otherwise specified).

d) VBW ≥ 3 x RBW.

e) Detector = RMS, if span/(# of points in sweep) ≤ (RBW/2). Satisfying this condition may require increasing the number of points in the sweep or reducing the span. If this condition cannot be satisfied, then the detector mode shall be set to peak.

f) Averaging type = power (i.e., RMS).

1) As an alternative, the detector and averaging type may be set for linear voltage averaging.

2) Some instruments require linear display mode in order to use linear voltage averaging. Log or dB averaging shall not be used.

g) Sweep time = auto.

h) Perform a trace average of at least 100 traces.

i) A correction factor shall be added to the measurement results prior to comparing to the emission limit in order to compute the emission level that would have been measured had the test been performed at 100 percent duty cycle. The correction factor is computed as follows:

1) If power averaging (RMS) mode was used in step f), then the applicable correction factor is 10 log(1/x), where x is the duty cycle.

2) If linear voltage averaging mode was used in step f), then the applicable correction factor is 20 log(1/x), where x is the duty cycle.

3) If a specific emission is demonstrated to be continuous (≥ 98 percent duty cycle) rather than turning on and off with the transmit cycle, then no duty cycle correction is required for that emission.

NOTE: Reduction of the measured emission amplitude levels to account for operational duty factor is not permitted. Compliance is based on emission levels occurring during transmission - not on an average across on and off times of the transmitter.

Determining the applicable transmit antenna gain

A conducted power measurement will determine the maximum output power associated with a restricted band emission; however, in order to determine the associated EIRP level, the gain of the transmitting antenna (in dBi) must be added to the measured output power (in dBm).

Since the out-of-band characteristics of the EUT transmit antenna will often be unknown, the use of a conservative antenna gain value is necessary. Thus, when determining the EIRP based on the measured conducted power, the upper bound on antenna gain for a device with a single RF output shall be selected as the maximum in-band gain of the antenna across all operating bands, or 2 dBi, whichever is greater. However, for devices that operate in multiple frequency bands while using the same transmit antenna, the highest gain of the antenna within the operating band nearest in frequency to the restricted band emission being measured may be used in lieu of the overall highest gain when the emission is at a frequency that

is within 20 percent of the nearest band edge frequency, but in no case shall a value less than 2 dBi be used.

See KDB 662911 for guidance on calculating the additional array gain term when determining the effective antenna gain for a EUT with multiple outputs occupying the same or overlapping frequency ranges in the same band.

Radiated spurious emission test

An additional consideration when performing conducted measurements of restricted band emissions is that unwanted emissions radiating from the EUT cabinet, control circuits, power leads, or intermediate circuit elements will likely go undetected in a conducted measurement configuration. To address this concern, a radiated test shall be performed to ensure that emissions emanating from the EUT cabinet (rather than the antenna port) also comply with the applicable limits.

For these cabinet radiated spurious emission measurements the EUT transmit antenna may be replaced with a termination matching the nominal impedance of the antenna. Procedures for performing radiated measurements are specified in ANSI C63.10. All detected emissions shall comply with the applicable limits.

The measurement frequency range is from 30 MHz to the 10th harmonic of the fundamental frequency. The Turn Table is actuated to turn from 0° to 360°, and both horizontal and vertical polarizations of the Test Antenna are used to find the maximum radiated power. Mid channels on all channel bandwidth verified. Only the worst RB size/offset presented.

The power of the EUT transmitting frequency should be ignored.

All Spurious Emission tests were performed in X, Y, Z axis direction. And only the worst axis test condition was recorded in this test report.

Use the following spectrum analyzer settings:

Span = wide enough to fully capture the emission being measured
RBW = 1 MHz for f ≥ 1 GHz, 100 kHz for f < 1 GHz
VBW ≥ RBW
Sweep = auto
Detector function = peak
Trace = max hold

5.5.4 Test Result

Please refer to ANNEX A.6.

ANNEX A TEST RESULT

A.1 RF Output Power

Note [1]: For FCC standard, if transmitting antennas of directional gain greater than 6 dBi are used, all band maximum conducted output power shall be reduced by the amount in dB that the directional gain of the antenna exceeds 6 dBi.

Note [2]: All the configurations were tested, but only the worst data was shown in this report.

Duty Cycle

Test Mode	On Time (ms)	On+Off time (ms)	Duty Cycle
11a	2.10	2.11	99.29%
11n (HT20)/11ac (VHT20)	5.43	5.45	99.71%
11n (HT40)/11ac (VHT40)	5.42	5.45	99.56%
11ac (VHT80)	5.43	5.44	99.71%
11ax (HE20)	5.45	5.46	99.69%
11ax (HE40)	5.44	5.46	99.62%
11ax (HE80)	5.45	5.47	99.62%

Test Data

Conducted Power

Main Antenna

U-NII-1 (5150 - 5250 MHz)					
Mode	Channel	Conducted Power (dBm)	Conducted Power (mW)	FCC Limit (mW)	Verdict
11a	CH36	19.12	81.66	250	Pass
11a	CH44	18.81	76.03	250	Pass
11a	CH48	18.73	74.64	250	Pass
11n (HT20)	CH36	17.94	62.23	250	Pass
11n (HT20)	CH44	17.58	57.28	250	Pass
11n (HT20)	CH48	17.65	58.21	250	Pass
11n (HT40)	CH38	17.84	60.81	250	Pass
11n (HT40)	CH46	17.38	54.70	250	Pass
11ac (VHT20)	CH36	16.95	49.55	250	Pass
11ac (VHT20)	CH44	16.59	45.60	250	Pass
11ac (VHT20)	CH48	16.85	48.42	250	Pass
11ac (VHT40)	CH38	16.79	47.75	250	Pass
11ac (VHT40)	CH46	16.41	43.75	250	Pass
11ac (VHT80)	CH42	15.80	38.02	250	Pass
11ax (HE20) (SU)	CH36	15.92	39.08	250	Pass
11ax (HE20) (SU)	CH44	15.59	36.22	250	Pass
11ax (HE20) (SU)	CH48	15.76	37.67	250	Pass
11ax (HE40) (SU)	CH38	16.13	41.02	250	Pass
11ax (HE40) (SU)	CH46	15.70	37.15	250	Pass
11ax (HE80) (SU)	CH42	14.87	30.69	250	Pass

U-NII-3 (5725 - 5850 MHz)					
Mode	Channel	Conducted Power (dBm)	Conducted Power (mW)	FCC Limit (mW)	Verdict
11a	CH149	18.87	77.09	1000	Pass
11a	CH157	18.65	73.28	1000	Pass
11a	CH165	18.72	74.47	1000	Pass
11n (HT20)	CH149	18.03	63.53	1000	Pass
11n (HT20)	CH157	17.98	62.81	1000	Pass
11n (HT20)	CH165	17.65	58.21	1000	Pass
11n (HT40)	CH151	17.63	57.94	1000	Pass
11n (HT40)	CH159	17.13	51.64	1000	Pass
11ac (VHT20)	CH149	17.02	50.35	1000	Pass
11ac (VHT20)	CH157	16.79	47.75	1000	Pass
11ac (VHT20)	CH165	16.60	45.71	1000	Pass
11ac (VHT40)	CH151	16.67	46.45	1000	Pass
11ac (VHT40)	CH159	16.24	42.07	1000	Pass
11ac (VHT80)	CH155	15.82	38.19	1000	Pass
11ax (HE20) (SU)	CH149	15.76	37.67	1000	Pass
11ax (HE20) (SU)	CH157	15.71	37.24	1000	Pass
11ax (HE20) (SU)	CH165	16.16	41.30	1000	Pass
11ax (HE40) (SU)	CH151	15.96	39.45	1000	Pass
11ax (HE40) (SU)	CH159	16.07	40.46	1000	Pass
11ax (HE80) (SU)	CH155	15.10	32.36	1000	Pass

Aux. Antenna

U-NII-1 (5150 - 5250 MHz)					
Mode	Channel	Conducted Power (dBm)	Conducted Power (mW)	FCC Limit (mW)	Verdict
11a	CH36	19.18	82.79	250	Pass
11a	CH44	18.98	79.07	250	Pass
11a	CH48	18.70	74.13	250	Pass
11n (HT20)	CH36	17.95	62.37	250	Pass
11n (HT20)	CH44	17.73	59.29	250	Pass
11n (HT20)	CH48	18.03	63.53	250	Pass
11n (HT40)	CH38	17.32	53.95	250	Pass
11n (HT40)	CH46	17.47	55.85	250	Pass
11ac (VHT20)	CH36	16.87	48.64	250	Pass
11ac (VHT20)	CH44	16.73	47.10	250	Pass
11ac (VHT20)	CH48	16.57	45.39	250	Pass
11ac (VHT40)	CH38	16.86	48.53	250	Pass
11ac (VHT40)	CH46	16.48	44.46	250	Pass
11ac (VHT80)	CH42	15.99	39.72	250	Pass
11ax (HE20) (SU)	CH36	15.78	37.84	250	Pass
11ax (HE20) (SU)	CH44	15.71	37.24	250	Pass
11ax (HE20) (SU)	CH48	15.84	38.37	250	Pass
11ax (HE40) (SU)	CH38	16.21	41.78	250	Pass
11ax (HE40) (SU)	CH46	15.75	37.58	250	Pass
11ax (HE80) (SU)	CH42	14.83	30.41	250	Pass

U-NII-3 (5725 - 5850 MHz)					
Mode	Channel	Conducted Power (dBm)	Conducted Power (mW)	FCC Limit (mW)	Verdict
11a	CH149	19.01	79.62	1000	Pass
11a	CH157	18.89	77.45	1000	Pass
11a	CH165	19.12	81.66	1000	Pass
11n (HT20)	CH149	18.12	64.86	1000	Pass
11n (HT20)	CH157	17.88	61.38	1000	Pass
11n (HT20)	CH165	18.15	65.31	1000	Pass
11n (HT40)	CH151	17.69	58.75	1000	Pass
11n (HT40)	CH159	17.32	53.95	1000	Pass
11ac (VHT20)	CH149	17.21	52.60	1000	Pass
11ac (VHT20)	CH157	16.91	49.09	1000	Pass
11ac (VHT20)	CH165	17.12	51.52	1000	Pass
11ac (VHT40)	CH151	16.62	45.92	1000	Pass
11ac (VHT40)	CH159	16.45	44.16	1000	Pass
11ac (VHT80)	CH155	15.95	39.36	1000	Pass
11ax (HE20) (SU)	CH149	16.02	39.99	1000	Pass
11ax (HE20) (SU)	CH157	16.01	39.90	1000	Pass
11ax (HE20) (SU)	CH165	16.21	41.78	1000	Pass
11ax (HE40) (SU)	CH151	15.97	39.54	1000	Pass
11ax (HE40) (SU)	CH159	15.76	37.67	1000	Pass
11ax (HE80) (SU)	CH155	14.82	30.34	1000	Pass

MIMO-Main Antenna

U-NII-1 (5150 - 5250 MHz)					
Mode	Channel	Conducted Power (dBm)	Conducted Power (mW)	FCC Limit (mW)	Verdict
11n (HT20)	CH36	14.67	29.31	250	Pass
11n (HT20)	CH44	14.63	29.04	250	Pass
11n (HT20)	CH48	14.86	30.62	250	Pass
11n (HT40)	CH38	14.57	28.64	250	Pass
11n (HT40)	CH46	14.18	26.18	250	Pass
11ac (VHT20)	CH36	14.12	25.82	250	Pass
11ac (VHT20)	CH44	13.88	24.43	250	Pass
11ac (VHT20)	CH48	13.55	22.65	250	Pass
11ac (VHT40)	CH38	13.46	22.18	250	Pass
11ac (VHT40)	CH46	13.30	21.38	250	Pass
11ac (VHT80)	CH42	12.91	19.54	250	Pass
11ax (HE20) (SU)	CH36	12.62	18.28	250	Pass
11ax (HE20) (SU)	CH44	12.64	18.37	250	Pass
11ax (HE20) (SU)	CH48	12.57	18.07	250	Pass
11ax (HE40) (SU)	CH38	12.83	19.19	250	Pass
11ax (HE40) (SU)	CH46	12.71	18.66	250	Pass
11ax (HE80) (SU)	CH42	11.89	15.45	250	Pass

U-NII-3 (5725 - 5850 MHz)					
Mode	Channel	Conducted Power (dBm)	Conducted Power (mW)	FCC Limit (mW)	Verdict
11n (HT20)	CH149	14.89	30.83	1000	Pass
11n (HT20)	CH157	14.57	28.64	1000	Pass
11n (HT20)	CH165	14.69	29.44	1000	Pass
11n (HT40)	CH151	14.46	27.93	1000	Pass
11n (HT40)	CH159	14.12	25.82	1000	Pass
11ac (VHT20)	CH149	13.78	23.88	1000	Pass
11ac (VHT20)	CH157	13.71	23.50	1000	Pass
11ac (VHT20)	CH165	13.67	23.28	1000	Pass
11ac (VHT40)	CH151	13.40	21.88	1000	Pass
11ac (VHT40)	CH159	13.41	21.93	1000	Pass
11ac (VHT80)	CH155	12.93	19.63	1000	Pass
11ax (HE20) (SU)	CH149	13.12	20.51	1000	Pass
11ax (HE20) (SU)	CH157	12.59	18.16	1000	Pass
11ax (HE20) (SU)	CH165	12.55	17.99	1000	Pass
11ax (HE40) (SU)	CH151	12.74	18.79	1000	Pass
11ax (HE40) (SU)	CH159	12.67	18.49	1000	Pass
11ax (HE80) (SU)	CH155	11.98	15.78	1000	Pass

MIMO-Aux. Antenna

U-NII-1 (5150 - 5250 MHz)					
Mode	Channel	Conducted Power (dBm)	Conducted Power (mW)	FCC Limit (mW)	Verdict
11n (HT20)	CH36	14.68	29.38	250	Pass
11n (HT20)	CH44	14.75	29.85	250	Pass
11n (HT20)	CH48	14.71	29.58	250	Pass
11n (HT40)	CH38	14.56	28.58	250	Pass
11n (HT40)	CH46	14.19	26.24	250	Pass
11ac (VHT20)	CH36	14.01	25.18	250	Pass
11ac (VHT20)	CH44	13.88	24.43	250	Pass
11ac (VHT20)	CH48	13.68	23.33	250	Pass
11ac (VHT40)	CH38	13.53	22.54	250	Pass
11ac (VHT40)	CH46	13.18	20.80	250	Pass
11ac (VHT80)	CH42	12.72	18.71	250	Pass
11ax (HE20) (SU)	CH36	12.70	18.62	250	Pass
11ax (HE20) (SU)	CH44	12.56	18.03	250	Pass
11ax (HE20) (SU)	CH48	12.84	19.23	250	Pass
11ax (HE40) (SU)	CH38	12.96	19.77	250	Pass
11ax (HE40) (SU)	CH46	12.55	17.99	250	Pass
11ax (HE80) (SU)	CH42	11.76	15.00	250	Pass

U-NII-3 (5725 - 5850 MHz)					
Mode	Channel	Conducted Power (dBm)	Conducted Power (mW)	FCC Limit (mW)	Verdict
11n (HT20)	CH149	15.16	32.81	1000	Pass
11n (HT20)	CH157	14.77	29.99	1000	Pass
11n (HT20)	CH165	15.32	34.04	1000	Pass
11n (HT40)	CH151	14.67	29.31	1000	Pass
11n (HT40)	CH159	14.35	27.23	1000	Pass
11ac (VHT20)	CH149	14.08	25.59	1000	Pass
11ac (VHT20)	CH157	13.97	24.95	1000	Pass
11ac (VHT20)	CH165	14.31	26.98	1000	Pass
11ac (VHT40)	CH151	13.51	22.44	1000	Pass
11ac (VHT40)	CH159	13.03	20.09	1000	Pass
11ac (VHT80)	CH155	12.57	18.07	1000	Pass
11ax (HE20) (SU)	CH149	13.23	21.04	1000	Pass
11ax (HE20) (SU)	CH157	12.91	19.54	1000	Pass
11ax (HE20) (SU)	CH165	13.40	21.88	1000	Pass
11ax (HE40) (SU)	CH151	12.89	19.45	1000	Pass
11ax (HE40) (SU)	CH159	12.97	19.82	1000	Pass
11ax (HE80) (SU)	CH155	11.57	14.35	1000	Pass

MIMO

U-NII-1 (5150 - 5250 MHz)					
Mode	Channel	Conducted Power (dBm)	Conducted Power (mW)	FCC Limit (mW)	Verdict
11n (HT20)	CH36	17.69	58.69	250	Pass
11n (HT20)	CH44	17.70	58.89	250	Pass
11n (HT20)	CH48	17.80	60.20	250	Pass
11n (HT40)	CH38	17.58	57.22	250	Pass
11n (HT40)	CH46	17.20	52.42	250	Pass
11ac (VHT20)	CH36	17.08	51.00	250	Pass
11ac (VHT20)	CH44	16.89	48.87	250	Pass
11ac (VHT20)	CH48	16.63	45.98	250	Pass
11ac (VHT40)	CH38	16.51	44.72	250	Pass
11ac (VHT40)	CH46	16.25	42.18	250	Pass
11ac (VHT80)	CH42	15.83	38.25	250	Pass
11ax (HE20) (SU)	CH36	15.67	36.90	250	Pass
11ax (HE20) (SU)	CH44	15.61	36.40	250	Pass
11ax (HE20) (SU)	CH48	15.72	37.30	250	Pass
11ax (HE40) (SU)	CH38	15.91	38.96	250	Pass
11ax (HE40) (SU)	CH46	15.64	36.65	250	Pass
11ax (HE80) (SU)	CH42	14.84	30.45	250	Pass

U-NII-3 (5725 - 5850 MHz)					
Mode	Channel	Conducted Power (dBm)	Conducted Power (mW)	FCC Limit (mW)	Verdict
11n (HT20)	CH149	18.04	63.64	1000	Pass
11n (HT20)	CH157	17.68	58.63	1000	Pass
11n (HT20)	CH165	18.03	63.49	1000	Pass
11n (HT40)	CH151	17.58	57.23	1000	Pass
11n (HT40)	CH159	17.25	53.05	1000	Pass
11ac (VHT20)	CH149	16.94	49.46	1000	Pass
11ac (VHT20)	CH157	16.85	48.44	1000	Pass
11ac (VHT20)	CH165	17.01	50.26	1000	Pass
11ac (VHT40)	CH151	16.47	44.32	1000	Pass
11ac (VHT40)	CH159	16.23	42.02	1000	Pass
11ac (VHT80)	CH155	15.76	37.71	1000	Pass
11ax (HE20) (SU)	CH149	16.19	41.55	1000	Pass
11ax (HE20) (SU)	CH157	15.76	37.70	1000	Pass
11ax (HE20) (SU)	CH165	16.01	39.87	1000	Pass
11ax (HE40) (SU)	CH151	15.83	38.25	1000	Pass
11ax (HE40) (SU)	CH159	15.83	38.31	1000	Pass
11ax (HE80) (SU)	CH155	14.79	30.13	1000	Pass

A.2 Emission Bandwidth & 99% Bandwidth

Note: Test plots please refer to the document “Annex No.: BL-SZ2330997-604 Data Part 1.pdf”.

Test Data

Main Antenna

U-NII-1 (5150 - 5250 MHz)			
Mode	Channel	26 dB Bandwidth (MHz)	99% Bandwidth (MHz)
11a	CH36	19.39	16.34
11a	CH44	19.18	16.34
11a	CH48	19.17	16.34
11n (HT20)	CH36	20.47	17.51
11n (HT20)	CH44	20.49	17.51
11n (HT20)	CH48	20.19	17.51
11n (HT40)	CH38	39.70	36.00
11n (HT40)	CH46	39.66	36.00
11ac (VHT20)	CH36	20.23	17.51
11ac (VHT20)	CH44	20.12	17.51
11ac (VHT20)	CH48	20.23	17.50
11ac (VHT40)	CH38	39.69	36.03
11ac (VHT40)	CH46	39.69	36.01
11ac (VHT80)	CH42	82.28	75.45
11ax (HE20) (SU)	CH36	20.82	18.89
11ax (HE20) (SU)	CH44	20.88	18.90
11ax (HE20) (SU)	CH48	20.84	18.88
11ax (HE40) (SU)	CH38	40.64	37.69
11ax (HE40) (SU)	CH46	40.53	37.69
11ax (HE80) (SU)	CH42	82.75	77.18

U-NII-3 (5725 - 5850 MHz)			
Mode	Channel	26 dB Bandwidth (MHz)	99% Bandwidth (MHz)
11a	CH149	22.50	16.45
11a	CH157	21.71	16.44
11a	CH165	20.49	16.37
11n (HT20)	CH149	21.42	17.57
11n (HT20)	CH157	21.31	17.57
11n (HT20)	CH165	20.59	17.54
11n (HT40)	CH151	40.14	36.03
11n (HT40)	CH159	40..20	36.08
11ac (VHT20)	CH149	20.76	17.53
11ac (VHT20)	CH157	20.75	17.54
11ac (VHT20)	CH165	20.65	17.52
11ac (VHT40)	CH151	39.79	36.00
11ac (VHT40)	CH159	39.85	36.08
11ac (VHT80)	CH155	82.66	75.46
11ax (HE20) (SU)	CH149	20.90	18.90
11ax (HE20) (SU)	CH157	20.92	18.88
11ax (HE20) (SU)	CH165	20.87	18.90
11ax (HE40) (SU)	CH151	40.61	37.67
11ax (HE40) (SU)	CH159	40.74	37.72
11ax (HE80) (SU)	CH155	82.65	77.12

Aux. Antenna

U-NII-1 (5150 - 5250 MHz)			
Mode	Channel	26 dB Bandwidth (MHz)	99% Bandwidth (MHz)
11a	CH36	18.95	16.34
11a	CH44	19.04	16.34
11a	CH48	18.99	16.34
11n (HT20)	CH36	20.38	17.51
11n (HT20)	CH44	20.19	17.51
11n (HT20)	CH48	20.21	17.52
11n (HT40)	CH38	39.73	36.00
11n (HT40)	CH46	39.59	35.99
11ac (VHT20)	CH36	20.16	17.51
11ac (VHT20)	CH44	20.19	17.51
11ac (VHT20)	CH48	20.31	17.50
11ac (VHT40)	CH38	39.73	36.01
11ac (VHT40)	CH46	39.66	36.02
11ac (VHT80)	CH42	82.08	75.47
11ax (HE20) (SU)	CH36	20.92	18.89
11ax (HE20) (SU)	CH44	20.90	18.88
11ax (HE20) (SU)	CH48	20.84	18.89
11ax (HE40) (SU)	CH38	40.57	37.68
11ax (HE40) (SU)	CH46	40.35	37.69
11ax (HE80) (SU)	CH42	82.25	77.15

U-NII-3 (5725 - 5850 MHz)			
Mode	Channel	26 dB Bandwidth (MHz)	99% Bandwidth (MHz)
11a	CH149	31.54	16.69
11a	CH157	30.09	16.65
11a	CH165	26.71	16.56
11n (HT20)	CH149	23.47	17.63
11n (HT20)	CH157	22.64	17.61
11n (HT20)	CH165	31.76	17.58
11n (HT40)	CH151	40.80	36.09
11n (HT40)	CH159	40.82	36.10
11ac (VHT20)	CH149	21.30	17.57
11ac (VHT20)	CH157	21.12	17.57
11ac (VHT20)	CH165	20.75	17.55
11ac (VHT40)	CH151	40.22	36.05
11ac (VHT40)	CH159	40.04	36.07
11ac (VHT80)	CH155	83.14	75.61
11ax (HE20) (SU)	CH149	20.90	18.90
11ax (HE20) (SU)	CH157	21.57	18.91
11ax (HE20) (SU)	CH165	20.92	18.92
11ax (HE40) (SU)	CH151	40.45	37.71
11ax (HE40) (SU)	CH159	40.63	37.71
11ax (HE80) (SU)	CH155	82.52	77.19

A.3 6 dB Bandwidth

Note: Test plots please refer to the document “Annex No.: BL-SZ2330997-604 Data Part 2.pdf”.

Test Data

Main Antenna

U-NII-3 (5725 - 5850 MHz)				
Mode	Channel	6 dB Bandwidth (MHz)	Limit (kHz)	Verdict
11a	CH149	16.15	500.00	Pass
11a	CH157	16.15	500.00	Pass
11a	CH165	16.35	500.00	Pass
11n (HT20)	CH149	17.40	500.00	Pass
11n (HT20)	CH157	17.40	500.00	Pass
11n (HT20)	CH165	17.40	500.00	Pass
11n (HT40)	CH151	35.55	500.00	Pass
11n (HT40)	CH159	35.55	500.00	Pass
11ac (VHT20)	CH149	17.15	500.00	Pass
11ac (VHT20)	CH157	17.40	500.00	Pass
11ac (VHT20)	CH165	17.65	500.00	Pass
11ac (VHT40)	CH151	36.00	500.00	Pass
11ac (VHT40)	CH159	36.40	500.00	Pass
11ac (VHT80)	CH155	75.50	500.00	Pass
11ax (HE20) (SU)	CH149	18.95	500.00	Pass
11ax (HE20) (SU)	CH157	18.80	500.00	Pass
11ax (HE20) (SU)	CH165	18.95	500.00	Pass
11ax (HE40) (SU)	CH151	38.00	500.00	Pass
11ax (HE40) (SU)	CH159	38.15	500.00	Pass
11ax (HE80) (SU)	CH155	77.05	500.00	Pass

Aux. Antenna

U-NII-3 (5725 - 5850 MHz)				
Mode	Channel	6 dB Bandwidth (MHz)	Limit (kHz)	Verdict
11a	CH149	16.40	500.00	Pass
11a	CH157	16.15	500.00	Pass
11a	CH165	16.40	500.00	Pass
11n (HT20)	CH149	17.15	500.00	Pass
11n (HT20)	CH157	17.35	500.00	Pass
11n (HT20)	CH165	16.95	500.00	Pass
11n (HT40)	CH151	36.10	500.00	Pass
11n (HT40)	CH159	36.35	500.00	Pass
11ac (VHT20)	CH149	17.00	500.00	Pass
11ac (VHT20)	CH157	17.05	500.00	Pass
11ac (VHT20)	CH165	17.15	500.00	Pass
11ac (VHT40)	CH151	35.70	500.00	Pass
11ac (VHT40)	CH159	36.35	500.00	Pass
11ac (VHT80)	CH155	75.65	500.00	Pass
11ax (HE20) (SU)	CH149	18.85	500.00	Pass
11ax (HE20) (SU)	CH157	18.95	500.00	Pass
11ax (HE20) (SU)	CH165	19.00	500.00	Pass
11ax (HE40) (SU)	CH151	37.95	500.00	Pass
11ax (HE40) (SU)	CH159	38.05	500.00	Pass
11ax (HE80) (SU)	CH155	77.65	500.00	Pass

A.4 Power Spectral Density

Note [1]: Test plots please refer to the document “Annex No.: BL-SZ2330997-604 Data Part 3.pdf”.
Note [2]: The RBW used in U-NII-3 is 1 MHz, and the PSD factor is: 10*log (500 kHz/RBW) =-3 dBm.

Test Data

Main Antenna

U-NII-1 (5150 - 5250 MHz)				
Mode	Channel	PSD (dBm/MHz)	Limit (dBm/MHz)	Verdict
11a	CH36	7.45	11.00	Pass
11a	CH44	7.33	11.00	Pass
11a	CH48	6.91	11.00	Pass
11n (HT20)	CH36	6.00	11.00	Pass
11n (HT20)	CH44	5.79	11.00	Pass
11n (HT20)	CH48	5.41	11.00	Pass
11n (HT40)	CH38	2.94	11.00	Pass
11n (HT40)	CH46	2.59	11.00	Pass
11ac (VHT20)	CH36	4.97	11.00	Pass
11ac (VHT20)	CH44	4.78	11.00	Pass
11ac (VHT20)	CH48	4.43	11.00	Pass
11ac (VHT40)	CH38	1.89	11.00	Pass
11ac (VHT40)	CH46	1.61	11.00	Pass
11ac (VHT80)	CH42	-2.11	11.00	Pass
11ax (HE20) (SU)	CH36	3.76	11.00	Pass
11ax (HE20) (SU)	CH44	3.48	11.00	Pass
11ax (HE20) (SU)	CH48	3.14	11.00	Pass
11ax (HE40) (SU)	CH38	1.05	11.00	Pass
11ax (HE40) (SU)	CH46	0.66	11.00	Pass
11ax (HE80) (SU)	CH42	-3.15	11.00	Pass

U-NII-3 (5725 - 5850 MHz)				
Mode	Channel	PSD (dBm/500kHz)	Limit (dBm/500kHz)	Verdict
11a	CH149	4.28	30.00	Pass
11a	CH157	3.70	30.00	Pass
11a	CH165	3.93	30.00	Pass
11n (HT20)	CH149	3.35	30.00	Pass
11n (HT20)	CH157	2.68	30.00	Pass
11n (HT20)	CH165	3.02	30.00	Pass
11n (HT40)	CH151	0.04	30.00	Pass
11n (HT40)	CH159	-1.01	30.00	Pass
11ac (VHT20)	CH149	2.30	30.00	Pass
11ac (VHT20)	CH157	1.57	30.00	Pass
11ac (VHT20)	CH165	2.03	30.00	Pass
11ac (VHT40)	CH151	-0.96	30.00	Pass
11ac (VHT40)	CH159	-2.05	30.00	Pass
11ac (VHT80)	CH155	-4.97	30.00	Pass
11ax (HE20) (SU)	CH149	0.68	30.00	Pass
11ax (HE20) (SU)	CH157	0.12	30.00	Pass
11ax (HE20) (SU)	CH165	0.31	30.00	Pass
11ax (HE40) (SU)	CH151	-1.81	30.00	Pass
11ax (HE40) (SU)	CH159	-2.84	30.00	Pass
11ax (HE80) (SU)	CH155	-6.35	30.00	Pass

Aux. Antenna

U-NII-1 (5150 - 5250 MHz)				
Mode	Channel	PSD (dBm/MHz)	Limit (dBm/MHz)	Verdict
11a	CH36	7.70	11.00	Pass
11a	CH44	7.39	11.00	Pass
11a	CH48	7.15	11.00	Pass
11n (HT20)	CH36	6.15	11.00	Pass
11n (HT20)	CH44	5.95	11.00	Pass
11n (HT20)	CH48	6.19	11.00	Pass
11n (HT40)	CH38	2.50	11.00	Pass
11n (HT40)	CH46	2.64	11.00	Pass
11ac (VHT20)	CH36	5.03	11.00	Pass
11ac (VHT20)	CH44	4.97	11.00	Pass
11ac (VHT20)	CH48	4.63	11.00	Pass
11ac (VHT40)	CH38	1.98	11.00	Pass
11ac (VHT40)	CH46	1.63	11.00	Pass
11ac (VHT80)	CH42	-1.88	11.00	Pass
11ax (HE20) (SU)	CH36	3.75	11.00	Pass
11ax (HE20) (SU)	CH44	3.61	11.00	Pass
11ax (HE20) (SU)	CH48	3.23	11.00	Pass
11ax (HE40) (SU)	CH38	1.20	11.00	Pass
11ax (HE40) (SU)	CH46	0.74	11.00	Pass
11ax (HE80) (SU)	CH42	-3.10	11.00	Pass

U-NII-3 (5725 - 5850 MHz)				
Mode	Channel	PSD (dBm/500kHz)	Limit (dBm/500kHz)	Verdict
11a	CH149	4.54	30.00	Pass
11a	CH157	3.75	30.00	Pass
11a	CH165	4.85	30.00	Pass
11n (HT20)	CH149	3.23	30.00	Pass
11n (HT20)	CH157	2.37	30.00	Pass
11n (HT20)	CH165	3.42	30.00	Pass
11n (HT40)	CH151	-0.50	30.00	Pass
11n (HT40)	CH159	-0.94	30.00	Pass
11ac (VHT20)	CH149	2.50	30.00	Pass
11ac (VHT20)	CH157	1.49	30.00	Pass
11ac (VHT20)	CH165	2.53	30.00	Pass
11ac (VHT40)	CH151	-1.07	30.00	Pass
11ac (VHT40)	CH159	-1.79	30.00	Pass
11ac (VHT80)	CH155	-5.40	30.00	Pass
11ax (HE20) (SU)	CH149	1.25	30.00	Pass
11ax (HE20) (SU)	CH157	0.37	30.00	Pass
11ax (HE20) (SU)	CH165	1.40	30.00	Pass
11ax (HE40) (SU)	CH151	-2.04	30.00	Pass
11ax (HE40) (SU)	CH159	-2.70	30.00	Pass
11ax (HE80) (SU)	CH155	-6.58	30.00	Pass

MIMO-Main Antenna

U-NII-1 (5150 - 5250 MHz)				
Mode	Channel	PSD (dBm/MHz)	Limit (dBm/MHz)	Verdict
11n (HT20)	CH36	3.10	11.00	Pass
11n (HT20)	CH44	3.03	11.00	Pass
11n (HT20)	CH48	2.72	11.00	Pass
11n (HT40)	CH38	0.04	11.00	Pass
11n (HT40)	CH46	-0.04	11.00	Pass
11ac (VHT20)	CH36	2.37	11.00	Pass
11ac (VHT20)	CH44	2.15	11.00	Pass
11ac (VHT20)	CH48	1.89	11.00	Pass
11ac (VHT40)	CH38	-1.39	11.00	Pass
11ac (VHT40)	CH46	-1.47	11.00	Pass
11ac (VHT80)	CH42	-5.01	11.00	Pass
11ax (HE20) (SU)	CH36	0.72	11.00	Pass
11ax (HE20) (SU)	CH44	1.06	11.00	Pass
11ax (HE20) (SU)	CH48	0.66	11.00	Pass
11ax (HE40) (SU)	CH38	-1.94	11.00	Pass
11ax (HE40) (SU)	CH46	-1.74	11.00	Pass
11ax (HE80) (SU)	CH42	-5.76	11.00	Pass

U-NII-3 (5725 - 5850 MHz)				
Mode	Channel	PSD (dBm/500kHz)	Limit (dBm/500kHz)	Verdict
11n (HT20)	CH149	0.54	30.00	Pass
11n (HT20)	CH157	-0.18	30.00	Pass
11n (HT20)	CH165	0.27	30.00	Pass
11n (HT40)	CH151	-2.98	30.00	Pass
11n (HT40)	CH159	-4.06	30.00	Pass
11ac (VHT20)	CH149	-0.72	30.00	Pass
11ac (VHT20)	CH157	-1.43	30.00	Pass
11ac (VHT20)	CH165	-1.14	30.00	Pass
11ac (VHT40)	CH151	-4.26	30.00	Pass
11ac (VHT40)	CH159	-4.41	30.00	Pass
11ac (VHT80)	CH155	-7.77	30.00	Pass
11ax (HE20) (SU)	CH149	-1.69	30.00	Pass
11ax (HE20) (SU)	CH157	-2.46	30.00	Pass
11ax (HE20) (SU)	CH165	-1.95	30.00	Pass
11ax (HE40) (SU)	CH151	-4.79	30.00	Pass
11ax (HE40) (SU)	CH159	-5.94	30.00	Pass
11ax (HE80) (SU)	CH155	-8.74	30.00	Pass

MIMO-Aux. Antenna

U-NII-1 (5150 - 5250 MHz)				
Mode	Channel	PSD (dBm/MHz)	Limit (dBm/MHz)	Verdict
11n (HT20)	CH36	2.87	11.00	Pass
11n (HT20)	CH44	2.75	11.00	Pass
11n (HT20)	CH48	2.51	11.00	Pass
11n (HT40)	CH38	-0.18	11.00	Pass
11n (HT40)	CH46	-0.56	11.00	Pass
11ac (VHT20)	CH36	2.21	11.00	Pass
11ac (VHT20)	CH44	2.09	11.00	Pass
11ac (VHT20)	CH48	1.88	11.00	Pass
11ac (VHT40)	CH38	-1.33	11.00	Pass
11ac (VHT40)	CH46	-1.62	11.00	Pass
11ac (VHT80)	CH42	-5.21	11.00	Pass
11ax (HE20) (SU)	CH36	0.67	11.00	Pass
11ax (HE20) (SU)	CH44	0.49	11.00	Pass
11ax (HE20) (SU)	CH48	0.38	11.00	Pass
11ax (HE40) (SU)	CH38	-2.00	11.00	Pass
11ax (HE40) (SU)	CH46	-2.43	11.00	Pass
11ax (HE80) (SU)	CH42	-6.16	11.00	Pass

U-NII-3 (5725 - 5850 MHz)				
Mode	Channel	PSD (dBm/500kHz)	Limit (dBm/500kHz)	Verdict
11n (HT20)	CH149	0.65	30.00	Pass
11n (HT20)	CH157	-0.24	30.00	Pass
11n (HT20)	CH165	0.68	30.00	Pass
11n (HT40)	CH151	-3.10	30.00	Pass
11n (HT40)	CH159	-3.84	30.00	Pass
11ac (VHT20)	CH149	-0.43	30.00	Pass
11ac (VHT20)	CH157	-1.44	30.00	Pass
11ac (VHT20)	CH165	-0.36	30.00	Pass
11ac (VHT40)	CH151	-4.17	30.00	Pass
11ac (VHT40)	CH159	-4.86	30.00	Pass
11ac (VHT80)	CH155	-8.55	30.00	Pass
11ax (HE20) (SU)	CH149	-1.59	30.00	Pass
11ax (HE20) (SU)	CH157	-2.56	30.00	Pass
11ax (HE20) (SU)	CH165	-1.57	30.00	Pass
11ax (HE40) (SU)	CH151	-4.86	30.00	Pass
11ax (HE40) (SU)	CH159	-5.65	30.00	Pass
11ax (HE80) (SU)	CH155	-9.59	30.00	Pass

MIMO

U-NII-1 (5150 - 5250 MHz)				
Mode	Channel	PSD (dBm/MHz)	Limit (dBm/MHz)	Verdict
11n (HT20)	CH36	6.00	11.00	Pass
11n (HT20)	CH44	5.90	11.00	Pass
11n (HT20)	CH48	5.62	11.00	Pass
11n (HT40)	CH38	2.94	11.00	Pass
11n (HT40)	CH46	2.72	11.00	Pass
11ac (VHT20)	CH36	5.30	11.00	Pass
11ac (VHT20)	CH44	5.13	11.00	Pass
11ac (VHT20)	CH48	4.89	11.00	Pass
11ac (VHT40)	CH38	1.65	11.00	Pass
11ac (VHT40)	CH46	1.46	11.00	Pass
11ac (VHT80)	CH42	-2.10	11.00	Pass
11ax (HE20) (SU)	CH36	3.71	11.00	Pass
11ax (HE20) (SU)	CH44	3.79	11.00	Pass
11ax (HE20) (SU)	CH48	3.53	11.00	Pass
11ax (HE40) (SU)	CH38	1.04	11.00	Pass
11ax (HE40) (SU)	CH46	0.94	11.00	Pass
11ax (HE80) (SU)	CH42	-2.94	11.00	Pass

U-NII-3 (5725 - 5850 MHz)				
Mode	Channel	PSD (dBm/500kHz)	Limit (dBm/500kHz)	Verdict
11n (HT20)	CH149	3.60	30.00	Pass
11n (HT20)	CH157	2.80	30.00	Pass
11n (HT20)	CH165	3.49	30.00	Pass
11n (HT40)	CH151	-0.03	30.00	Pass
11n (HT40)	CH159	-0.94	30.00	Pass
11ac (VHT20)	CH149	2.44	30.00	Pass
11ac (VHT20)	CH157	1.57	30.00	Pass
11ac (VHT20)	CH165	2.28	30.00	Pass
11ac (VHT40)	CH151	-1.20	30.00	Pass
11ac (VHT40)	CH159	-1.61	30.00	Pass
11ac (VHT80)	CH155	-5.13	30.00	Pass
11ax (HE20) (SU)	CH149	1.37	30.00	Pass
11ax (HE20) (SU)	CH157	0.50	30.00	Pass
11ax (HE20) (SU)	CH165	1.26	30.00	Pass
11ax (HE40) (SU)	CH151	-1.82	30.00	Pass
11ax (HE40) (SU)	CH159	-2.78	30.00	Pass
11ax (HE80) (SU)	CH155	-6.13	30.00	Pass

A.5 Conducted Emissions

Note [1]: The EUT is working in the Normal link mode. All modes have been tested and normal link mode is worst.

Note [2]: Devices subject to Part 15 must be tested for all available U.S. voltages and frequencies (such as a nominal 120 VAC, 60 Hz and 240 VAC, 50 Hz) for which the device is capable of operation. So, The configuration 120 VAC, 60 Hz and 240 VAC, 50 Hz were tested respectively, but only the worst configuration (120 VAC, 60 Hz) shown here.

Test Data and Plots

PHASE L

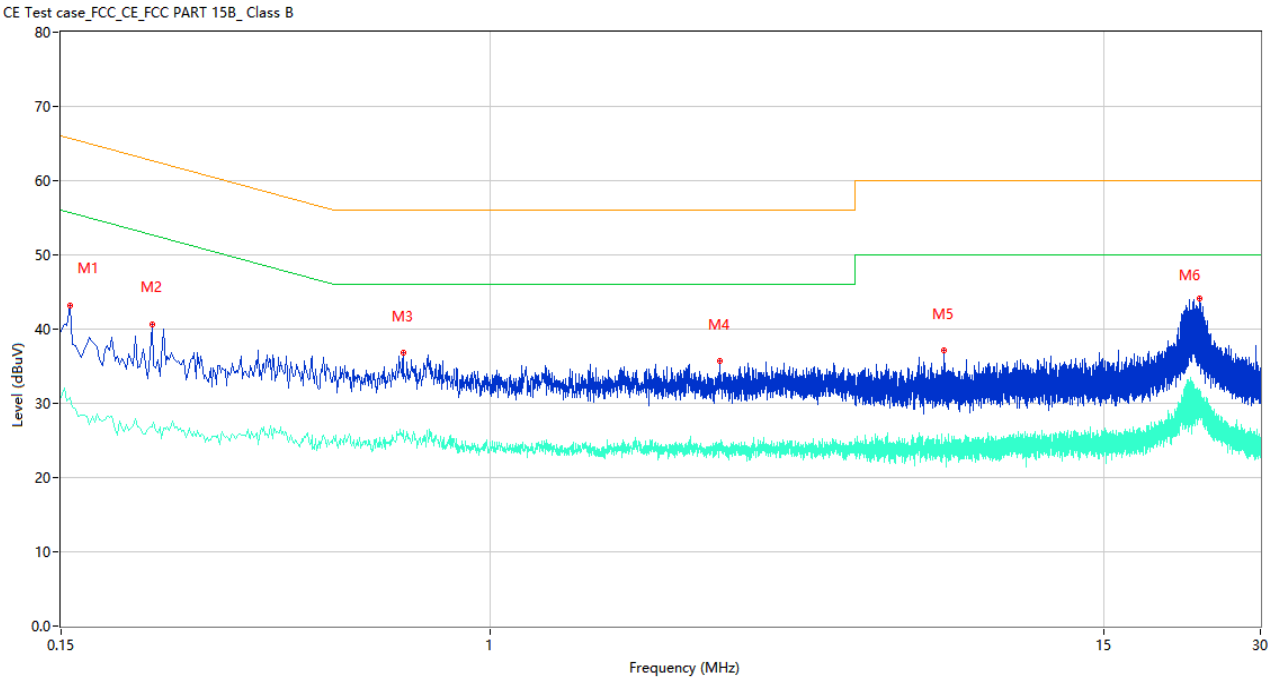

No.	Frequency (MHz)	Results (dBuV)	Factor (dB)	Limit (dBuV)	Margin (dB)	Detector	Line	Verdict
1	0.156	43.20	10.09	65.67	22.47	Peak	L	Pass
1**	0.156	30.86	10.09	55.67	24.81	AV	L	Pass
2	0.224	40.69	10.04	62.67	21.98	Peak	L	Pass
2**	0.224	26.76	10.04	52.67	25.91	AV	L	Pass
3	0.680	36.75	10.64	56.00	19.25	Peak	L	Pass
3**	0.680	26.38	10.64	46.00	19.62	AV	L	Pass
4	2.756	35.67	10.29	56.00	20.33	Peak	L	Pass
4**	2.756	24.58	10.29	46.00	21.42	AV	L	Pass
5	7.422	37.10	10.35	60.00	22.90	Peak	L	Pass
5**	7.422	24.11	10.35	50.00	25.89	AV	L	Pass
6	22.962	44.07	10.33	60.00	15.93	Peak	L	Pass
6**	22.962	29.52	10.33	50.00	20.48	AV	L	Pass

PHASE N

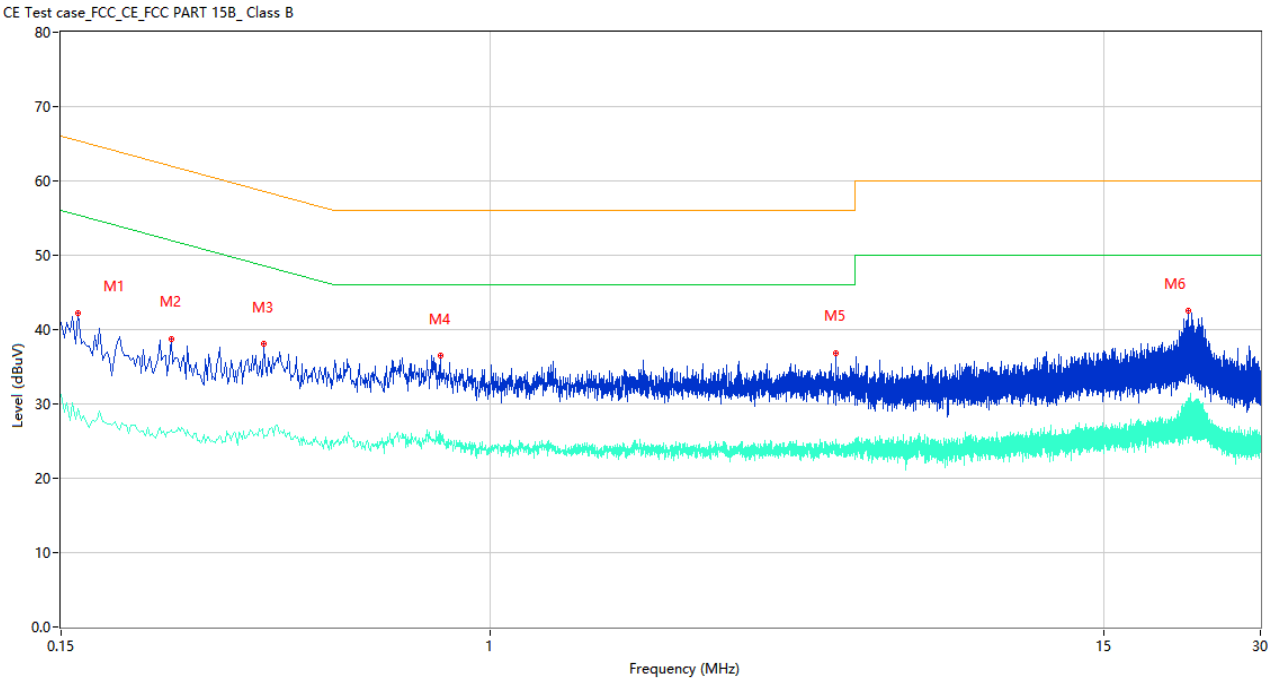

No.	Frequency (MHz)	Results (dBuV)	Factor (dB)	Limit (dBuV)	Margin (dB)	Detector	Line	Verdict
1	0.162	42.17	10.08	65.36	23.19	Peak	N	Pass
1**	0.162	29.42	10.08	55.36	25.94	AV	N	Pass
2	0.244	38.75	10.02	61.96	23.21	Peak	N	Pass
2**	0.244	26.52	10.02	51.96	25.44	AV	N	Pass
3	0.368	38.07	10.89	58.55	20.48	Peak	N	Pass
3**	0.368	25.39	10.89	48.55	23.16	AV	N	Pass
4	0.802	36.49	10.67	56.00	19.51	Peak	N	Pass
4**	0.802	26.05	10.67	46.00	19.95	AV	N	Pass
5	4.600	36.83	10.59	56.00	19.17	Peak	N	Pass
5**	4.600	24.17	10.59	46.00	21.83	AV	N	Pass
6	21.780	42.51	10.26	60.00	17.49	Peak	N	Pass
6**	21.780	25.84	10.26	50.00	24.16	AV	N	Pass

A.6 Radiated Spurious Emissions and Band Edge (Restricted-band)

Note [1]: The symbol of "--" in the table which means not application.

Note [2]: For the test data above 1 GHz，According the ANSI C63.4, where limits are specified for both average and peak (or quasi-peak) detector functions, if the peak (or quasi-peak) measured value complies with the average limit, it is unnecessary to perform an average measurement.

Note [3]: The low frequency, which started from 9 kHz to 30 MHz, was pre-scanned and the result which was 20 dB lower than the limit line per 15.31(o) was not reported.

Note [4]: The EUT is working in the Normal link mode below 1 GHz. All modes have been tested and normal link mode is worst.

Note [5]: For Multiple transmitter output, the quantity *10 log (NANT)* dB is added to each spectrum value before comparing to the emission limit. When testing out-of-band and spurious emissions against relative emission limits, tests may be performed on each output individually without summing or adding *10 log(NANT)* if the measurements are made relative to the in-band emissions on the individual outputs.

Test Data and Plots

30 MHz to 1 GHz, ANT H

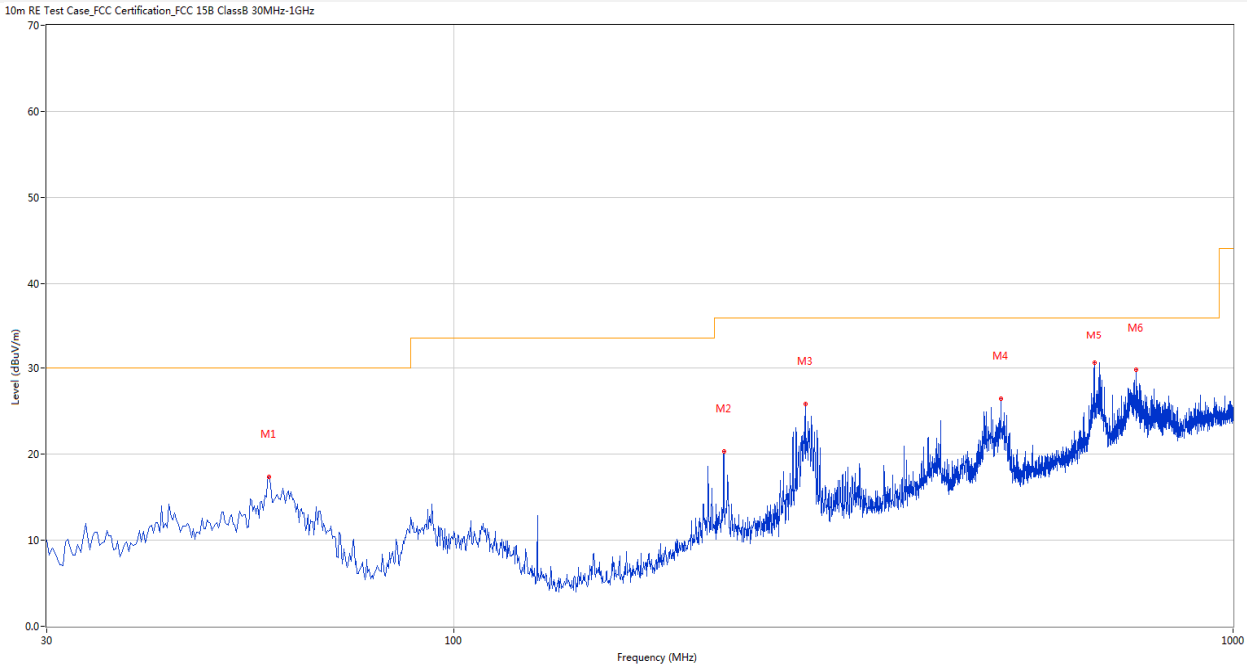

No.	Frequency (MHz)	Results (dBuV/m)	Factor (dB)	Limit (dBuV/m)	Margin (dB)	Detector	Table (Degree)	Height (cm)	Antenna	Verdict
1	57.881	17.41	-27.34	30.0	12.59	Peak	0.00	200	Horizontal	Pass
2	222.012	20.33	-27.51	36.0	15.67	Peak	121.00	200	Horizontal	Pass
3	282.379	25.88	-25.73	36.0	10.12	Peak	192.00	200	Horizontal	Pass
4	503.484	26.42	-20.23	36.0	9.58	Peak	264.00	200	Horizontal	Pass
5	663.494	30.63	-16.75	36.0	5.37	Peak	152.00	100	Horizontal	Pass
6	751.742	29.80	-15.06	36.0	6.20	Peak	143.00	100	Horizontal	Pass

30 MHz to 1 GHz, ANT V

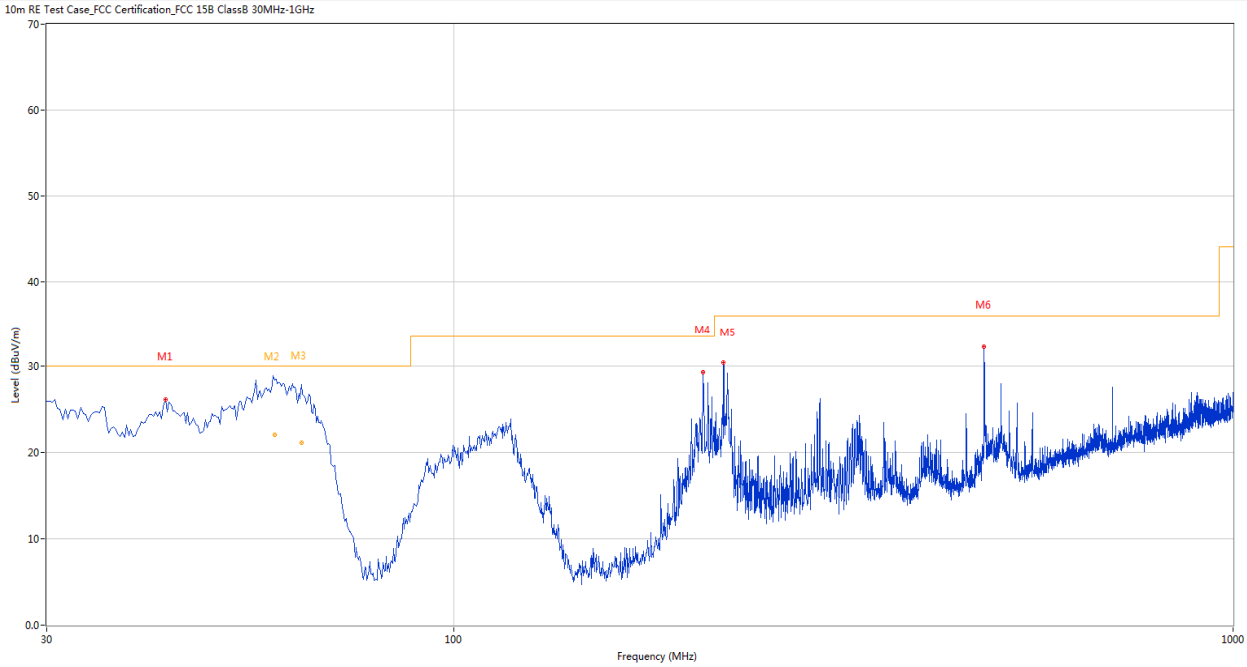

No.	Frequency (MHz)	Results (dBuV/m)	Factor (dB)	Limit (dBuV/m)	Margin (dB)	Detector	Table (Degree)	Height (cm)	Antenna	Verdict
1	42.607	26.15	-26.23	30.0	3.85	Peak	316.00	100	Vertical	Pass
2	58.888	26.74	-27.48	30.0	3.26	Peak	208.00	100	Vertical	N/A
2*	58.888	22.04	-27.48	30.0	7.96	QP	208.00	100	Vertical	Pass
3	63.708	25.43	-28.11	30.0	4.57	Peak	260.00	104	Vertical	N/A
3*	63.708	21.16	-28.11	30.0	8.84	QP	260.00	104	Vertical	Pass
4	208.920	29.35	-28.03	33.5	4.15	Peak	155.00	100	Vertical	Pass
5	221.770	30.48	-27.50	36.0	5.52	Peak	236.00	100	Vertical	Pass
6	479.240	32.29	-20.91	36.0	3.71	Peak	199.00	100	Vertical	Pass

Note: The spurious above 18G is noise only, do not show on the report.

Main Antenna

11a, U-NII-1, 1 GHz to 18 GHz, Low Channel, ANT H

No.	Frequency (MHz)	Results (dBuV/m)	Factor (dB)	Limit (dBuV/m)	Margin (dB)	Detector	Table (Degree)	Height (cm)	Antenna	Verdict
1	1604.800	50.22	-16.47	74.0	23.78	Peak	225.00	150	Horizontal	Pass
1**	1604.800	41.78	-16.47	54.0	12.22	AV	225.00	150	Horizontal	Pass
2	4709.500	49.92	-2.71	74.0	24.08	Peak	91.00	200	Horizontal	Pass
2**	4709.500	41.11	-2.71	54.0	12.89	AV	91.00	200	Horizontal	Pass
3	5187.250	108.62	-1.69	--	--	Peak	49.00	400	Horizontal	N/A
3**	5187.250	101.10	-1.69	--	--	AV	49.00	400	Horizontal	N/A
4	7558.500	53.44	1.05	74.0	20.56	Peak	234.00	150	Horizontal	Pass
4**	7558.500	43.38	1.05	54.0	10.62	AV	234.00	150	Horizontal	Pass
5	11123.838	51.69	-0.98	74.0	22.31	Peak	155.00	400	Horizontal	Pass
5**	11123.838	42.67	-0.98	54.0	11.33	AV	155.00	400	Horizontal	Pass
6	15763.237	52.30	0.19	74.0	21.70	Peak	278.00	100	Horizontal	Pass
6**	15763.237	43.12	0.19	54.0	10.88	AV	278.00	100	Horizontal	N/A

11a, U-NII-1, 1 GHz to 18 GHz, Low Channel, ANT V

No.	Frequency (MHz)	Results (dBuV/m)	Factor (dB)	Limit (dBuV/m)	Margin (dB)	Detector	Table (Degree)	Height (cm)	Antenna	Verdict
1	1626.500	48.88	-16.87	74.0	25.12	Peak	352.00	300	Vertical	Pass
1**	1626.500	43.47	-16.87	54.0	10.53	AV	352.00	300	Vertical	Pass
2	5000.000	55.27	-2.19	74.0	18.73	Peak	225.00	150	Vertical	Pass
2**	5000.000	50.44	-2.19	54.0	3.56	AV	225.00	150	Vertical	Pass
3	5177.250	108.05	-1.20	--	--	Peak	6.00	150	Vertical	N/A
3**	5177.250	100.37	-1.20	--	--	AV	6.00	150	Vertical	N/A
4	7261.000	53.70	0.54	74.0	20.30	Peak	25.00	300	Vertical	Pass
4**	7261.000	44.52	0.54	54.0	9.48	AV	25.00	300	Vertical	Pass
5	11122.413	51.65	-0.98	74.0	22.35	Peak	0.00	100	Vertical	Pass
5**	11122.413	41.99	-0.98	54.0	12.01	AV	0.00	100	Vertical	Pass
6	15763.237	51.48	0.01	74.0	22.52	Peak	114.00	400	Vertical	Pass
6**	15763.237	42.99	0.01	54.0	11.01	AV	114.00	400	Vertical	Pass

11a, U-NII-1, 1 GHz to 18 GHz, Middle Channel, ANT H

No.	Frequency (MHz)	Results (dBuV/m)	Factor (dB)	Limit (dBuV/m)	Margin (dB)	Detector	Table (Degree)	Height (cm)	Antenna	Verdict
1	1605.000	49.36	-16.48	74.0	24.64	Peak	223.00	300	Horizontal	Pass
1**	1605.000	42.30	-16.48	54.0	11.70	AV	223.00	300	Horizontal	Pass
2	4382.750	47.94	-4.14	74.0	26.06	Peak	118.00	100	Horizontal	Pass
2**	4382.750	39.05	-4.14	54.0	14.95	AV	118.00	100	Horizontal	Pass
3	5216.750	108.62	-2.00	--	--	Peak	45.00	150	Horizontal	N/A
3**	5216.750	100.76	-2.00	--	--	AV	45.00	150	Horizontal	N/A
4	7499.750	53.29	0.98	74.0	20.71	Peak	339.00	400	Horizontal	Pass
4**	7499.750	43.55	0.98	54.0	10.45	AV	339.00	400	Horizontal	Pass
5	10992.500	51.54	-1.71	74.0	22.46	Peak	304.00	200	Horizontal	Pass
5**	10992.500	41.48	-1.71	54.0	12.52	AV	304.00	200	Horizontal	Pass
6	15745.388	51.75	0.31	74.0	22.25	Peak	286.00	200	Horizontal	Pass
6**	15745.388	42.92	0.31	54.0	11.08	AV	286.00	200	Horizontal	Pass

11a, U-NII-1, 1 GHz to 18 GHz, Middle Channel, ANT V

No.	Frequency (MHz)	Results (dBuV/m)	Factor (dB)	Limit (dBuV/m)	Margin (dB)	Detector	Table (Degree)	Height (cm)	Antenna	Verdict
1	1605.100	48.66	-16.49	74.0	25.34	Peak	25.00	200	Vertical	Pass
1**	1605.100	43.07	-16.49	54.0	10.93	AV	25.00	200	Vertical	Pass
2	5000.000	53.79	-2.19	74.0	20.21	Peak	227.00	150	Vertical	Pass
2**	5000.000	50.49	-2.19	54.0	3.51	AV	227.00	150	Vertical	Pass
3	5213.500	107.44	-1.96	--	--	Peak	18.00	150	Vertical	N/A
3**	5213.500	100.45	-1.96	--	--	AV	18.00	150	Vertical	N/A
4	7485.250	52.98	1.46	74.0	21.02	Peak	253.00	100	Vertical	Pass
4**	7485.250	44.65	1.46	54.0	9.35	AV	253.00	100	Vertical	Pass
5	10729.825	51.61	-1.97	74.0	22.39	Peak	253.00	150	Vertical	Pass
5**	10729.825	43.13	-1.97	54.0	10.87	AV	253.00	150	Vertical	Pass
6	15745.388	51.57	0.31	74.0	22.43	Peak	215.00	150	Vertical	Pass
6**	15745.388	42.61	0.31	54.0	11.39	AV	215.00	150	Vertical	Pass

11a, U-NII-1, 1 GHz to 18 GHz, High Channel, ANT H

No.	Frequency (MHz)	Results (dBuV/m)	Factor (dB)	Limit (dBuV/m)	Margin (dB)	Detector	Table (Degree)	Height (cm)	Antenna	Verdict
1	1605.300	48.61	-16.50	74.0	25.39	Peak	228.00	400	Horizontal	Pass
1**	1605.300	43.77	-16.50	54.0	10.23	AV	228.00	400	Horizontal	Pass
2	4315.250	48.16	-3.99	74.0	25.84	Peak	85.00	100	Horizontal	Pass
2**	4315.250	38.60	-3.99	54.0	15.40	AV	85.00	100	Horizontal	Pass
3	5237.000	108.76	-1.81	--	--	Peak	41.00	150	Horizontal	N/A
3**	5237.000	101.21	-1.81	--	--	AV	41.00	150	Horizontal	N/A
4	7665.750	53.04	1.04	74.0	20.96	Peak	217.00	100	Horizontal	Pass
4**	7665.750	43.59	1.04	54.0	10.41	AV	217.00	100	Horizontal	Pass
5	12643.125	51.41	-0.86	74.0	22.59	Peak	202.00	100	Horizontal	Pass
5**	12643.125	42.07	-0.86	54.0	11.93	AV	202.00	100	Horizontal	Pass
6	15748.013	51.69	0.35	74.0	22.31	Peak	351.00	200	Horizontal	Pass
6**	15748.013	43.19	0.35	54.0	10.81	AV	351.00	200	Horizontal	Pass

11a, U-NII-1, 1 GHz to 18 GHz, High Channel, ANT V

No.	Frequency (MHz)	Results (dBuV/m)	Factor (dB)	Limit (dBuV/m)	Margin (dB)	Detector	Table (Degree)	Height (cm)	Antenna	Verdict
1	1624.600	48.61	-17.00	74.0	25.39	Peak	360.00	200	Vertical	Pass
1**	1624.600	40.38	-17.00	54.0	13.62	AV	360.00	200	Vertical	Pass
2	5000.000	53.03	-2.19	74.0	20.97	Peak	227.00	150	Vertical	Pass
2**	5000.000	50.43	-2.19	54.0	3.57	AV	227.00	150	Vertical	Pass
3	5235.250	107.17	-1.77	--	--	Peak	20.00	200	Vertical	N/A
3**	5235.250	100.15	-1.77	--	--	AV	20.00	200	Vertical	N/A
4	7470.750	53.42	1.78	74.0	20.58	Peak	119.00	300	Vertical	Pass
4**	7470.750	44.28	1.78	54.0	9.72	AV	119.00	300	Vertical	Pass
5	11180.363	51.24	-1.46	74.0	22.76	Peak	78.00	150	Vertical	Pass
5**	11180.363	42.75	-1.46	54.0	11.25	AV	78.00	150	Vertical	Pass
6	15760.612	51.92	0.08	74.0	22.08	Peak	88.00	400	Vertical	Pass
6**	15760.612	42.70	0.08	54.0	11.30	AV	88.00	400	Vertical	Pass

11n20, U-NII-1, 1 GHz to 18 GHz, Low Channel, ANT H

No.	Frequency (MHz)	Results (dBuV/m)	Factor (dB)	Limit (dBuV/m)	Margin (dB)	Detector	Table (Degree)	Height (cm)	Antenna	Verdict
1	1604.900	49.81	-16.48	74.0	24.19	Peak	227.00	100	Horizontal	Pass
1**	1604.900	42.85	-16.48	54.0	11.15	AV	227.00	100	Horizontal	Pass
2	4266.500	48.52	-3.63	74.0	25.48	Peak	0.00	300	Horizontal	Pass
2**	4266.500	38.77	-3.63	54.0	15.23	AV	0.00	300	Horizontal	Pass
3	5185.250	108.43	-1.53	--	--	Peak	44.00	100	Horizontal	N/A
3**	5185.250	100.46	-1.53	--	--	AV	44.00	100	Horizontal	N/A
4	7541.250	53.39	2.10	74.0	20.61	Peak	227.00	200	Horizontal	Pass
4**	7541.250	44.20	2.10	54.0	9.80	AV	227.00	200	Horizontal	Pass
5	11077.763	51.91	-1.42	74.0	22.09	Peak	201.00	150	Horizontal	Pass
5**	11077.763	41.58	-1.42	54.0	12.42	AV	201.00	150	Horizontal	Pass
6	15760.874	52.26	0.08	74.0	21.74	Peak	341.00	200	Horizontal	Pass
6**	15760.874	43.44	0.08	54.0	10.56	AV	341.00	200	Horizontal	Pass

11n20, U-NII-1, 1 GHz to 18 GHz, Low Channel, ANT V

No.	Frequency (MHz)	Results (dBuV/m)	Factor (dB)	Limit (dBuV/m)	Margin (dB)	Detector	Table (Degree)	Height (cm)	Antenna	Verdict
1	1620.600	49.68	-16.72	74.0	24.32	Peak	354.00	200	Vertical	Pass
1**	1620.600	39.60	-16.72	54.0	14.40	AV	354.00	200	Vertical	Pass
2	5000.250	54.16	-2.19	74.0	19.84	Peak	225.00	150	Vertical	Pass
2**	5000.250	49.99	-2.19	54.0	4.01	AV	225.00	150	Vertical	Pass
3	5175.250	107.07	-1.27	--	--	Peak	12.00	150	Vertical	N/A
3**	5175.250	99.23	-1.27	--	--	AV	12.00	150	Vertical	N/A
4	7511.250	54.51	1.70	74.0	19.49	Peak	225.00	200	Vertical	Pass
4**	7511.250	44.35	1.70	54.0	9.65	AV	225.00	200	Vertical	Pass
5	10710.587	51.62	-2.27	74.0	22.38	Peak	0.00	100	Vertical	Pass
5**	10710.587	41.54	-2.27	54.0	12.46	AV	0.00	100	Vertical	Pass
6	15769.275	51.67	-0.15	74.0	22.33	Peak	28.00	400	Vertical	Pass
6**	15769.275	42.57	-0.15	54.0	11.43	AV	28.00	400	Vertical	Pass

11n20, U-NII-1, 1 GHz to 18 GHz, Middle Channel, ANT H

No.	Frequency (MHz)	Results (dBuV/m)	Factor (dB)	Limit (dBuV/m)	Margin (dB)	Detector	Table (Degree)	Height (cm)	Antenna	Verdict
1	1604.800	49.09	-16.47	74.0	24.91	Peak	223.00	400	Horizontal	Pass
1**	1604.800	42.89	-16.47	54.0	11.11	AV	223.00	400	Horizontal	Pass
2	4268.250	48.51	-3.70	74.0	25.49	Peak	294.00	300	Horizontal	Pass
2**	4268.250	38.83	-3.70	54.0	15.17	AV	294.00	300	Horizontal	Pass
3	5227.500	107.51	-2.09	--	--	Peak	53.00	150	Horizontal	N/A
3**	5227.500	101.10	-2.09	--	--	AV	53.00	150	Horizontal	N/A
4	7517.000	53.21	2.02	74.0	20.79	Peak	321.00	150	Horizontal	Pass
4**	7517.000	44.02	2.02	54.0	9.98	AV	321.00	150	Horizontal	Pass
5	10978.013	51.50	-1.98	74.0	22.50	Peak	84.00	200	Horizontal	Pass
5**	10978.013	42.09	-1.98	54.0	11.91	AV	84.00	200	Horizontal	Pass
6	15729.112	51.58	0.09	74.0	22.42	Peak	0.00	400	Horizontal	Pass
6**	15729.112	43.81	0.09	54.0	10.19	AV	0.00	400	Horizontal	Pass

11n20, U-NII-1, 1 GHz to 18 GHz, Middle Channel, ANT V

No.	Frequency (MHz)	Results (dBuV/m)	Factor (dB)	Limit (dBuV/m)	Margin (dB)	Detector	Table (Degree)	Height (cm)	Antenna	Verdict
1	1626.300	49.20	-16.87	74.0	24.80	Peak	360.00	300	Vertical	Pass
1**	1626.300	44.02	-16.87	54.0	9.98	AV	360.00	300	Vertical	Pass
2	5000.000	55.32	-2.19	74.0	18.68	Peak	227.00	150	Vertical	Pass
2**	5000.000	49.85	-2.19	54.0	4.15	AV	227.00	150	Vertical	Pass
3	5214.250	107.15	-1.93	--	--	Peak	20.00	200	Vertical	N/A
3**	5214.250	99.64	-1.93	--	--	AV	20.00	200	Vertical	N/A
4	7511.250	53.66	1.70	74.0	20.34	Peak	320.00	100	Vertical	Pass
4**	7511.250	44.85	1.70	54.0	9.15	AV	320.00	100	Vertical	Pass
5	10805.112	51.38	-2.90	74.0	22.62	Peak	116.00	150	Vertical	Pass
5**	10805.112	41.90	-2.90	54.0	12.10	AV	116.00	150	Vertical	Pass
6	15730.425	51.65	0.10	74.0	22.35	Peak	117.00	300	Vertical	Pass
6**	15730.425	43.05	0.10	54.0	10.95	AV	117.00	300	Vertical	Pass

11n20, U-NII-1, 1 GHz to 18 GHz, High Channel, ANT H

No.	Frequency (MHz)	Results (dBuV/m)	Factor (dB)	Limit (dBuV/m)	Margin (dB)	Detector	Table (Degree)	Height (cm)	Antenna	Verdict
1	1604.900	49.02	-16.48	74.0	24.98	Peak	223.00	400	Horizontal	Pass
1**	1604.900	43.19	-16.48	54.0	10.81	AV	223.00	400	Horizontal	Pass
2	4331.750	48.11	-4.27	74.0	25.89	Peak	61.00	200	Horizontal	Pass
2**	4331.750	39.18	-4.27	54.0	14.82	AV	61.00	200	Horizontal	Pass
3	5246.250	109.14	-1.90	--	--	Peak	44.00	200	Horizontal	N/A
3**	5246.250	100.45	-1.90	--	--	AV	44.00	200	Horizontal	N/A
4	7704.000	53.76	2.05	74.0	20.24	Peak	44.00	300	Horizontal	Pass
4**	7704.000	44.03	2.05	54.0	9.97	AV	44.00	300	Horizontal	Pass
5	11062.088	52.21	-1.71	74.0	21.79	Peak	262.00	200	Horizontal	Pass
5**	11062.088	42.29	-1.71	54.0	11.71	AV	262.00	200	Horizontal	Pass
6	15779.775	52.16	-0.44	74.0	21.84	Peak	154.00	100	Horizontal	Pass
6**	15779.775	43.47	-0.44	54.0	10.53	AV	154.00	100	Horizontal	Pass

11n20, U-NII-1, 1 GHz to 18 GHz, High Channel, ANT V

No.	Frequency (MHz)	Results (dBuV/m)	Factor (dB)	Limit (dBuV/m)	Margin (dB)	Detector	Table (Degree)	Height (cm)	Antenna	Verdict
1	1626.500	49.71	-16.87	74.0	24.29	Peak	13.00	400	Vertical	Pass
1**	1626.500	44.22	-16.87	54.0	9.78	AV	13.00	400	Vertical	Pass
2	5000.000	55.38	-2.19	74.0	18.62	Peak	224.00	150	Vertical	Pass
2**	5000.000	50.61	-2.19	54.0	3.39	AV	224.00	150	Vertical	Pass
3	5242.250	106.99	-1.83	--	--	Peak	17.00	200	Vertical	N/A
3**	5242.250	98.43	-1.83	--	--	AV	17.00	200	Vertical	N/A
4	7522.750	52.97	2.28	74.0	21.03	Peak	197.00	150	Vertical	Pass
4**	7522.750	44.33	2.28	54.0	9.67	AV	197.00	150	Vertical	Pass
5	11189.625	51.26	-1.62	74.0	22.74	Peak	121.00	150	Vertical	Pass
5**	11189.625	42.13	-1.62	54.0	11.87	AV	121.00	150	Vertical	Pass
6	15741.712	52.14	0.26	74.0	21.86	Peak	171.00	300	Vertical	Pass
6**	15741.712	43.04	0.26	54.0	10.96	AV	171.00	300	Vertical	Pass

11n40, U-NII-1, 1 GHz to 18 GHz, Low Channel, ANT H

No.	Frequency (MHz)	Results (dBuV/m)	Factor (dB)	Limit (dBuV/m)	Margin (dB)	Detector	Table (Degree)	Height (cm)	Antenna	Verdict
1	1604.800	49.19	-16.47	74.0	24.81	Peak	223.00	200	Horizontal	Pass
1**	1604.800	43.04	-16.47	54.0	10.96	AV	223.00	200	Horizontal	Pass
2	4329.750	48.61	-4.31	74.0	25.39	Peak	356.00	400	Horizontal	Pass
2**	4329.750	39.09	-4.31	54.0	14.91	AV	356.00	400	Horizontal	Pass
3	5185.500	105.45	-1.55	--	--	Peak	44.00	100	Horizontal	N/A
3**	5185.500	97.41	-1.55	--	--	AV	44.00	100	Horizontal	N/A
4	7542.250	53.78	2.06	74.0	20.22	Peak	132.00	200	Horizontal	Pass
4**	7542.250	44.24	2.06	54.0	9.76	AV	132.00	200	Horizontal	Pass
5	10715.338	51.45	-2.19	74.0	22.55	Peak	186.00	100	Horizontal	Pass
5**	10715.338	42.54	-2.19	54.0	11.46	AV	186.00	100	Horizontal	Pass
6	15755.888	52.09	0.21	74.0	21.91	Peak	144.00	300	Horizontal	Pass
6**	15755.888	42.45	0.21	54.0	11.55	AV	144.00	300	Horizontal	Pass

11n40, U-NII-1, 1 GHz to 18 GHz, Low Channel, ANT V

No.	Frequency (MHz)	Results (dBuV/m)	Factor (dB)	Limit (dBuV/m)	Margin (dB)	Detector	Table (Degree)	Height (cm)	Antenna	Verdict
1	1625.300	48.93	-16.91	74.0	25.07	Peak	0.00	400	Vertical	Pass
1**	1625.300	41.02	-16.91	54.0	12.98	AV	0.00	400	Vertical	Pass
2	5000.000	55.02	-2.19	74.0	18.98	Peak	224.00	150	Vertical	Pass
2**	5000.000	50.26	-2.19	54.0	3.74	AV	224.00	150	Vertical	Pass
3	5201.500	104.54	-2.17	--	--	Peak	19.00	150	Vertical	N/A
3**	5201.500	97.72	-2.17	--	--	AV	19.00	150	Vertical	N/A
4	7526.000	53.66	2.06	74.0	20.34	Peak	321.00	200	Vertical	Pass
4**	7526.000	44.39	2.06	54.0	9.61	AV	321.00	200	Vertical	Pass
5	10720.800	51.63	-2.11	74.0	22.37	Peak	302.00	100	Vertical	Pass
5**	10720.800	42.91	-2.11	54.0	11.09	AV	302.00	100	Vertical	Pass
6	15730.425	52.79	0.10	74.0	21.21	Peak	210.00	300	Vertical	Pass
6**	15730.425	43.75	0.10	54.0	10.25	AV	210.00	300	Vertical	Pass

11n40, U-NII-1, 1 GHz to 18 GHz, High Channel, ANT H

No.	Frequency (MHz)	Results (dBuV/m)	Factor (dB)	Limit (dBuV/m)	Margin (dB)	Detector	Table (Degree)	Height (cm)	Antenna	Verdict
1	1605.000	49.21	-16.48	74.0	24.79	Peak	223.00	200	Horizontal	Pass
1**	1605.000	43.78	-16.48	54.0	10.22	AV	223.00	200	Horizontal	Pass
2	4319.500	48.25	-3.97	74.0	25.75	Peak	312.00	200	Horizontal	Pass
2**	4319.500	38.57	-3.97	54.0	15.43	AV	312.00	200	Horizontal	Pass
3	5234.000	106.18	-1.72	--	--	Peak	44.00	200	Horizontal	N/A
3**	5234.000	98.79	-1.72	--	--	AV	44.00	200	Horizontal	N/A
4	7352.000	53.67	1.00	74.0	20.33	Peak	312.00	200	Horizontal	Pass
4**	7352.000	43.75	1.00	54.0	10.25	AV	312.00	200	Horizontal	Pass
5	11181.787	51.82	-1.49	74.0	22.18	Peak	84.00	100	Horizontal	Pass
5**	11181.787	42.19	-1.49	54.0	11.81	AV	84.00	100	Horizontal	Pass
6	15483.412	51.76	-0.53	74.0	22.24	Peak	197.00	400	Horizontal	Pass
6**	15483.412	42.04	-0.53	54.0	11.96	AV	197.00	400	Horizontal	Pass

11n40, U-NII-1, 1 GHz to 18 GHz, High Channel, ANT V

No.	Frequency (MHz)	Results (dBuV/m)	Factor (dB)	Limit (dBuV/m)	Margin (dB)	Detector	Table (Degree)	Height (cm)	Antenna	Verdict
1	1619.100	48.44	-16.69	74.0	25.56	Peak	347.00	100	Vertical	Pass
1**	1619.100	42.70	-16.69	54.0	11.30	AV	347.00	100	Vertical	Pass
2	5000.000	55.38	-2.19	74.0	18.62	Peak	231.00	150	Vertical	Pass
2**	5000.000	50.62	-2.19	54.0	3.38	AV	231.00	150	Vertical	Pass
3	5238.750	104.91	-1.81	--	--	Peak	8.00	200	Vertical	N/A
3**	5238.750	97.00	-1.81	--	--	AV	8.00	200	Vertical	N/A
4	7353.250	53.04	0.90	74.0	20.96	Peak	0.00	300	Vertical	Pass
4**	7353.250	44.02	0.90	54.0	9.98	AV	0.00	300	Vertical	Pass
5	10716.526	51.96	-2.18	74.0	22.04	Peak	350.00	200	Vertical	Pass
5**	10716.526	42.32	-2.18	54.0	11.68	AV	350.00	200	Vertical	Pass
6	15735.412	52.09	0.17	74.0	21.91	Peak	68.00	300	Vertical	Pass
6**	15735.412	43.39	0.17	54.0	10.61	AV	68.00	300	Vertical	Pass

11ac20, U-NII-1, 1 GHz to 18 GHz, Low Channel, ANT H

No.	Frequency (MHz)	Results (dBuV/m)	Factor (dB)	Limit (dBuV/m)	Margin (dB)	Detector	Table (Degree)	Height (cm)	Antenna	Verdict
1	1605.300	49.75	-16.50	74.0	24.25	Peak	222.00	300	Horizontal	Pass
1**	1605.300	43.83	-16.50	54.0	10.17	AV	222.00	300	Horizontal	Pass
2	4201.250	48.24	-4.52	74.0	25.76	Peak	231.00	200	Horizontal	Pass
2**	4201.250	38.33	-4.52	54.0	15.67	AV	231.00	200	Horizontal	Pass
3	5175.500	107.52	-1.27	--	--	Peak	54.00	150	Horizontal	N/A
3**	5175.500	99.73	-1.27	--	--	AV	54.00	150	Horizontal	N/A
4	7531.500	53.44	1.96	74.0	20.56	Peak	46.00	400	Horizontal	Pass
4**	7531.500	44.79	1.96	54.0	9.21	AV	46.00	400	Horizontal	Pass
5	10971.600	51.56	-2.11	74.0	22.44	Peak	298.00	150	Horizontal	Pass
5**	10971.600	42.61	-2.11	54.0	11.39	AV	298.00	150	Horizontal	Pass
6	15751.687	52.65	0.33	74.0	21.35	Peak	222.00	200	Horizontal	Pass
6**	15751.687	43.00	0.33	54.0	11.00	AV	222.00	200	Horizontal	Pass

11ac20, U-NII-1, 1 GHz to 18 GHz, Low Channel, ANT V

No.	Frequency (MHz)	Results (dBuV/m)	Factor (dB)	Limit (dBuV/m)	Margin (dB)	Detector	Table (Degree)	Height (cm)	Antenna	Verdict
1	1626.500	49.11	-16.87	74.0	24.89	Peak	347.00	200	Vertical	Pass
1**	1626.500	44.57	-16.87	54.0	9.43	AV	347.00	200	Vertical	Pass
2	5000.000	55.69	-2.19	74.0	18.31	Peak	232.00	150	Vertical	Pass
2**	5000.000	50.28	-2.19	54.0	3.72	AV	232.00	150	Vertical	Pass
3	5180.500	106.44	-1.11	--	--	Peak	45.00	150	Vertical	N/A
3**	5180.500	97.69	-1.11	--	--	AV	45.00	150	Vertical	N/A
4	7484.500	53.38	1.47	74.0	20.62	Peak	37.00	300	Vertical	Pass
4**	7484.500	43.98	1.47	54.0	10.02	AV	37.00	300	Vertical	Pass
5	11185.350	51.74	-1.55	74.0	22.26	Peak	58.00	150	Vertical	Pass
5**	11185.350	42.17	-1.55	54.0	11.83	AV	58.00	150	Vertical	Pass
6	15746.437	52.02	0.32	74.0	21.98	Peak	0.00	200	Vertical	Pass
6**	15746.437	43.20	0.32	54.0	10.80	AV	0.00	200	Vertical	Pass

11ac20, U-NII-1, 1 GHz to 18 GHz, Middle Channel, ANT H

No.	Frequency (MHz)	Results (dBuV/m)	Factor (dB)	Limit (dBuV/m)	Margin (dB)	Detector	Table (Degree)	Height (cm)	Antenna	Verdict
1	1605.100	49.13	-16.49	74.0	24.87	Peak	227.00	400	Horizontal	Pass
1**	1605.100	44.05	-16.49	54.0	9.95	AV	227.00	400	Horizontal	Pass
2	4268.750	48.29	-3.77	74.0	25.71	Peak	319.00	200	Horizontal	Pass
2**	4268.750	38.40	-3.77	54.0	15.60	AV	319.00	200	Horizontal	Pass
3	5224.000	107.62	-1.99	--	--	Peak	44.00	100	Horizontal	N/A
3**	5224.000	99.82	-1.99	--	--	AV	44.00	100	Horizontal	N/A
4	7356.250	53.30	0.71	74.0	20.70	Peak	0.00	200	Horizontal	Pass
4**	7356.250	44.11	0.71	54.0	9.89	AV	0.00	200	Horizontal	Pass
5	10820.312	51.61	-2.54	74.0	22.39	Peak	184.00	200	Horizontal	Pass
5**	10820.312	41.95	-2.54	54.0	12.05	AV	184.00	200	Horizontal	Pass
6	15786.863	51.33	-0.64	74.0	22.67	Peak	275.00	400	Horizontal	Pass
6**	15786.863	42.08	-0.64	54.0	11.92	AV	275.00	400	Horizontal	Pass

11ac20, U-NII-1, 1 GHz to 18 GHz, Middle Channel, ANT V

No.	Frequency (MHz)	Results (dBuV/m)	Factor (dB)	Limit (dBuV/m)	Margin (dB)	Detector	Table (Degree)	Height (cm)	Antenna	Verdict
1	1605.300	48.62	-16.50	74.0	25.38	Peak	28.00	100	Vertical	Pass
1**	1605.300	43.37	-16.50	54.0	10.63	AV	28.00	100	Vertical	Pass
2	5000.000	55.25	-2.19	74.0	18.75	Peak	222.00	150	Vertical	Pass
2**	5000.000	51.00	-2.19	54.0	3.00	AV	222.00	150	Vertical	Pass
3	5222.500	106.65	-1.98	--	--	Peak	15.00	100	Vertical	N/A
3**	5222.500	98.29	-1.98	--	--	AV	15.00	100	Vertical	N/A
4	7472.500	53.51	1.88	74.0	20.49	Peak	356.00	100	Vertical	Pass
4**	7472.500	43.73	1.88	54.0	10.27	AV	356.00	100	Vertical	Pass
5	11189.625	51.75	-1.62	74.0	22.25	Peak	7.00	150	Vertical	Pass
5**	11189.625	42.13	-1.62	54.0	11.87	AV	7.00	150	Vertical	Pass
6	15723.862	51.63	0.01	74.0	22.37	Peak	168.00	150	Vertical	Pass
6**	15723.862	42.00	0.01	54.0	12.00	AV	168.00	150	Vertical	Pass

11ac20, U-NII-1, 1 GHz to 18 GHz, High Channel, ANT H

No.	Frequency (MHz)	Results (dBuV/m)	Factor (dB)	Limit (dBuV/m)	Margin (dB)	Detector	Table (Degree)	Height (cm)	Antenna	Verdict
1	1605.100	48.39	-16.49	74.0	25.61	Peak	222.00	100	Horizontal	Pass
1**	1605.100	42.00	-16.49	54.0	12.00	AV	222.00	100	Horizontal	Pass
2	4305.000	48.42	-4.01	74.0	25.58	Peak	71.00	200	Horizontal	Pass
2**	4305.000	38.73	-4.01	54.0	15.27	AV	71.00	200	Horizontal	Pass
3	5244.250	107.75	-1.89	--	--	Peak	44.00	150	Horizontal	N/A
3**	5244.250	99.98	-1.89	--	--	AV	44.00	150	Horizontal	N/A
4	7544.000	54.39	1.92	74.0	19.61	Peak	142.00	200	Horizontal	Pass
4**	7544.000	44.19	1.92	54.0	9.81	AV	142.00	200	Horizontal	Pass
5	11124.312	51.47	-0.98	74.0	22.53	Peak	347.00	200	Horizontal	Pass
5**	11124.312	43.16	-0.98	54.0	10.84	AV	347.00	200	Horizontal	Pass
6	15752.212	52.36	0.31	74.0	21.64	Peak	275.00	400	Horizontal	Pass
6**	15752.212	43.38	0.31	54.0	10.62	AV	275.00	400	Horizontal	Pass

11ac20, U-NII-1, 1 GHz to 18 GHz, High Channel, ANT V

No.	Frequency (MHz)	Results (dBuV/m)	Factor (dB)	Limit (dBuV/m)	Margin (dB)	Detector	Table (Degree)	Height (cm)	Antenna	Verdict
1	1604.800	48.47	-16.47	74.0	25.53	Peak	213.00	150	Vertical	Pass
1**	1604.800	42.14	-16.47	54.0	11.86	AV	213.00	150	Vertical	Pass
2	5000.000	55.82	-2.19	74.0	18.18	Peak	231.00	150	Vertical	Pass
2**	5000.000	50.62	-2.19	54.0	3.38	AV	231.00	150	Vertical	Pass
3	5235.500	106.52	-1.79	--	--	Peak	17.00	150	Vertical	N/A
3**	5235.500	98.86	-1.79	--	--	AV	17.00	150	Vertical	N/A
4	7514.500	53.09	1.93	74.0	20.91	Peak	337.00	300	Vertical	Pass
4**	7514.500	45.09	1.93	54.0	8.91	AV	337.00	300	Vertical	Pass
5	11128.112	52.16	-0.97	74.0	21.84	Peak	248.00	150	Vertical	Pass
5**	11128.112	42.78	-0.97	54.0	11.22	AV	248.00	150	Vertical	Pass
6	15747.488	51.48	0.34	74.0	22.52	Peak	0.00	300	Vertical	Pass
6**	15747.488	43.23	0.34	54.0	10.77	AV	0.00	300	Vertical	Pass

11ac40, U-NII-1, 1 GHz to 18 GHz, Low Channel, ANT H

No.	Frequency (MHz)	Results (dBuV/m)	Factor (dB)	Limit (dBuV/m)	Margin (dB)	Detector	Table (Degree)	Height (cm)	Antenna	Verdict
1	1605.200	48.86	-16.49	74.0	25.14	Peak	222.00	100	Horizontal	Pass
1**	1605.200	43.67	-16.49	54.0	10.33	AV	222.00	100	Horizontal	Pass
2	4384.000	48.40	-4.16	74.0	25.60	Peak	195.00	300	Horizontal	Pass
2**	4384.000	38.67	-4.16	54.0	15.33	AV	195.00	300	Horizontal	Pass
3	5182.000	105.22	-1.13	--	--	Peak	42.00	100	Horizontal	N/A
3**	5182.000	96.85	-1.13	--	--	AV	42.00	100	Horizontal	N/A
4	7481.000	53.09	1.57	74.0	20.91	Peak	319.00	300	Horizontal	Pass
4**	7481.000	44.18	1.57	54.0	9.82	AV	319.00	300	Horizontal	Pass
5	11123.599	51.32	-0.98	74.0	22.68	Peak	360.00	150	Horizontal	Pass
5**	11123.599	42.04	-0.98	54.0	11.96	AV	360.00	150	Horizontal	Pass
6	15733.313	51.70	0.14	74.0	22.30	Peak	249.00	400	Horizontal	Pass
6**	15733.313	43.26	0.14	54.0	10.74	AV	249.00	400	Horizontal	Pass

11ac40, U-NII-1, 1 GHz to 18 GHz, Low Channel, ANT V

No.	Frequency (MHz)	Results (dBuV/m)	Factor (dB)	Limit (dBuV/m)	Margin (dB)	Detector	Table (Degree)	Height (cm)	Antenna	Verdict
1	1626.400	48.64	-16.87	74.0	25.36	Peak	354.00	200	Vertical	Pass
1**	1626.400	43.79	-16.87	54.0	10.21	AV	354.00	200	Vertical	Pass
2	5000.000	54.75	-2.19	74.0	19.25	Peak	232.00	150	Vertical	Pass
2**	5000.000	51.00	-2.19	54.0	3.00	AV	232.00	150	Vertical	Pass
3	5201.750	103.99	-2.17	--	--	Peak	15.00	200	Vertical	N/A
3**	5201.750	96.94	-2.17	--	--	AV	15.00	200	Vertical	N/A
4	7520.750	53.11	2.16	74.0	20.89	Peak	205.00	150	Vertical	Pass
4**	7520.750	44.28	2.16	54.0	9.72	AV	205.00	150	Vertical	Pass
5	11192.001	51.43	-1.66	74.0	22.57	Peak	84.00	100	Vertical	Pass
5**	11192.001	42.56	-1.66	54.0	11.44	AV	84.00	100	Vertical	Pass
6	15754.575	51.89	0.25	74.0	22.11	Peak	235.00	400	Vertical	Pass
6**	15754.575	42.87	0.25	54.0	11.13	AV	235.00	400	Vertical	Pass

11ac40, U-NII-1, 1 GHz to 18 GHz, High Channel, ANT H

No.	Frequency (MHz)	Results (dBuV/m)	Factor (dB)	Limit (dBuV/m)	Margin (dB)	Detector	Table (Degree)	Height (cm)	Antenna	Verdict
1	1605.100	49.33	-16.49	74.0	24.67	Peak	225.00	200	Horizontal	Pass
1**	1605.100	44.04	-16.49	54.0	9.96	AV	225.00	200	Horizontal	Pass
2	4351.250	48.88	-4.06	74.0	25.12	Peak	6.00	200	Horizontal	Pass
2**	4351.250	37.94	-4.06	54.0	16.06	AV	6.00	200	Horizontal	Pass
3	5237.250	106.83	-1.81	--	--	Peak	50.00	150	Horizontal	N/A
3**	5237.250	98.15	-1.81	--	--	AV	50.00	150	Horizontal	N/A
4	7498.000	52.87	1.10	74.0	21.13	Peak	293.00	150	Horizontal	Pass
4**	7498.000	44.29	1.10	54.0	9.71	AV	293.00	150	Horizontal	Pass
5	11130.488	51.63	-0.97	74.0	22.37	Peak	238.00	150	Horizontal	Pass
5**	11130.488	42.49	-0.97	54.0	11.51	AV	238.00	150	Horizontal	Pass
6	15739.875	52.18	0.23	74.0	21.82	Peak	8.00	100	Horizontal	Pass
6**	15739.875	43.41	0.23	54.0	10.59	AV	8.00	100	Horizontal	Pass

11ac40, U-NII-1, 1 GHz to 18 GHz, High Channel, ANT V

No.	Frequency (MHz)	Results (dBuV/m)	Factor (dB)	Limit (dBuV/m)	Margin (dB)	Detector	Table (Degree)	Height (cm)	Antenna	Verdict
1	1605.000	48.66	-16.48	74.0	25.34	Peak	200.00	400	Vertical	Pass
1**	1605.000	42.67	-16.48	54.0	11.33	AV	200.00	400	Vertical	Pass
2	5000.000	55.64	-2.19	74.0	18.36	Peak	232.00	150	Vertical	Pass
2**	5000.000	50.71	-2.19	54.0	3.29	AV	232.00	150	Vertical	Pass
3	5237.750	104.31	-1.80	--	--	Peak	17.00	200	Vertical	N/A
3**	5237.750	96.17	-1.80	--	--	AV	17.00	200	Vertical	N/A
4	7508.000	53.47	1.41	74.0	20.53	Peak	132.00	100	Vertical	Pass
4**	7508.000	44.05	1.41	54.0	9.95	AV	132.00	100	Vertical	Pass
5	11134.287	51.71	-0.97	74.0	22.29	Peak	348.00	100	Vertical	Pass
5**	11134.287	41.92	-0.97	54.0	12.08	AV	348.00	100	Vertical	Pass
6	15745.125	52.14	0.31	74.0	21.86	Peak	91.00	100	Vertical	Pass
6**	15745.125	43.25	0.31	54.0	10.75	AV	91.00	100	Vertical	Pass

11ac80, U-NII-1, 1 GHz to 18 GHz, Middle Channel, ANT H

No.	Frequency (MHz)	Results (dBuV/m)	Factor (dB)	Limit (dBuV/m)	Margin (dB)	Detector	Table (Degree)	Height (cm)	Antenna	Verdict
1	1604.700	49.29	-16.47	74.0	24.71	Peak	224.00	300	Horizontal	Pass
1**	1604.700	42.36	-16.47	54.0	11.64	AV	224.00	300	Horizontal	Pass
2	4329.750	48.48	-4.31	74.0	25.52	Peak	131.00	300	Horizontal	Pass
2**	4329.750	38.48	-4.31	54.0	15.52	AV	131.00	300	Horizontal	Pass
3	5212.500	102.29	-1.98	--	--	Peak	49.00	200	Horizontal	N/A
3**	5212.500	94.01	-1.98	--	--	AV	49.00	200	Horizontal	N/A
4	7525.500	53.56	2.10	74.0	20.44	Peak	41.00	200	Horizontal	Pass
4**	7525.500	43.48	2.10	54.0	10.52	AV	41.00	200	Horizontal	Pass
5	11193.662	51.43	-1.69	74.0	22.57	Peak	73.00	150	Horizontal	Pass
5**	11193.662	41.86	-1.69	54.0	12.14	AV	73.00	150	Horizontal	Pass
6	15759.037	51.83	0.13	74.0	22.17	Peak	299.00	200	Horizontal	Pass
6**	15759.037	43.51	0.13	54.0	10.49	AV	299.00	200	Horizontal	Pass

11ac80, U-NII-1, 1 GHz to 18 GHz, Middle Channel, ANT V

No.	Frequency (MHz)	Results (dBuV/m)	Factor (dB)	Limit (dBuV/m)	Margin (dB)	Detector	Table (Degree)	Height (cm)	Antenna	Verdict
1	1622.100	49.67	-16.84	74.0	24.33	Peak	358.00	100	Vertical	Pass
1**	1622.100	42.27	-16.84	54.0	11.73	AV	358.00	100	Vertical	Pass
2	5000.000	55.20	-2.19	74.0	18.80	Peak	222.00	150	Vertical	Pass
2**	5000.000	50.76	-2.19	54.0	3.24	AV	222.00	150	Vertical	Pass
3	5207.250	100.62	-2.01	--	--	Peak	15.00	150	Vertical	N/A
3**	5207.250	92.84	-2.01	--	--	AV	15.00	150	Vertical	N/A
4	7549.000	52.93	1.40	74.0	21.07	Peak	222.00	300	Vertical	Pass
4**	7549.000	43.55	1.40	54.0	10.45	AV	222.00	300	Vertical	Pass
5	11125.975	51.42	-0.98	74.0	22.58	Peak	109.00	100	Vertical	Pass
5**	11125.975	42.32	-0.98	54.0	11.68	AV	109.00	100	Vertical	Pass
6	15759.825	52.54	0.10	74.0	21.46	Peak	3.00	200	Vertical	Pass
6**	15759.825	43.47	0.10	54.0	10.53	AV	3.00	200	Vertical	Pass

11ax20 (SU), U-NII-1, 1 GHz to 18 GHz, Low Channel, ANT H

No.	Frequency (MHz)	Results (dBuV/m)	Factor (dB)	Limit (dBuV/m)	Margin (dB)	Detector	Table (Degree)	Height (cm)	Antenna	Verdict
1	1604.900	49.09	-16.48	74.0	24.91	Peak	223.00	100	Horizontal	Pass
1**	1604.900	43.21	-16.48	54.0	10.79	AV	223.00	100	Horizontal	Pass
2	4335.750	49.10	-4.14	74.0	24.90	Peak	112.00	200	Horizontal	Pass
2**	4335.750	38.90	-4.14	54.0	15.10	AV	112.00	200	Horizontal	Pass
3	5178.750	107.19	-1.05	--	--	Peak	44.00	150	Horizontal	N/A
3**	5178.750	98.97	-1.05	--	--	AV	44.00	150	Horizontal	N/A
4	7737.250	53.44	1.19	74.0	20.56	Peak	5.00	200	Horizontal	Pass
4**	7737.250	43.34	1.19	54.0	10.66	AV	5.00	200	Horizontal	Pass
5	11173.238	51.66	-1.34	74.0	22.34	Peak	65.00	200	Horizontal	Pass
5**	11173.238	42.44	-1.34	54.0	11.56	AV	65.00	200	Horizontal	Pass
6	15754.575	52.76	0.25	74.0	21.24	Peak	24.00	400	Horizontal	Pass
6**	15754.575	44.06	0.25	54.0	9.94	AV	24.00	400	Horizontal	Pass

11ax20 (SU), U-NII-1, 1 GHz to 18 GHz, Low Channel, ANT V

No.	Frequency (MHz)	Results (dBuV/m)	Factor (dB)	Limit (dBuV/m)	Margin (dB)	Detector	Table (Degree)	Height (cm)	Antenna	Verdict
1	1626.400	48.66	-16.87	74.0	25.34	Peak	351.00	400	Vertical	Pass
1**	1626.400	43.99	-16.87	54.0	10.01	AV	351.00	400	Vertical	Pass
2	5000.250	54.61	-2.19	74.0	19.39	Peak	231.00	150	Vertical	Pass
2**	5000.250	50.86	-2.19	54.0	3.14	AV	231.00	150	Vertical	Pass
3	5177.500	106.99	-1.18	--	--	Peak	41.00	150	Vertical	N/A
3**	5177.500	97.87	-1.18	--	--	AV	41.00	150	Vertical	N/A
4	7563.750	53.46	1.19	74.0	20.54	Peak	293.00	150	Vertical	Pass
4**	7563.750	43.95	1.19	54.0	10.05	AV	293.00	150	Vertical	Pass
5	10819.363	51.18	-2.56	74.0	22.82	Peak	197.00	200	Vertical	Pass
5**	10819.363	42.19	-2.56	54.0	11.81	AV	197.00	200	Vertical	Pass
6	15736.463	51.91	0.19	74.0	22.09	Peak	127.00	300	Vertical	Pass
6**	15736.463	42.75	0.19	54.0	11.25	AV	127.00	300	Vertical	Pass

11ax20 (SU), U-NII-1, 1 GHz to 18 GHz, Middle Channel, ANT H

No.	Frequency (MHz)	Results (dBuV/m)	Factor (dB)	Limit (dBuV/m)	Margin (dB)	Detector	Table (Degree)	Height (cm)	Antenna	Verdict
1	1604.900	49.61	-16.48	74.0	24.39	Peak	223.00	300	Horizontal	Pass
1**	1604.900	44.07	-16.48	54.0	9.93	AV	223.00	300	Horizontal	Pass
2	4266.750	48.25	-3.59	74.0	25.75	Peak	214.00	200	Horizontal	Pass
2**	4266.750	38.72	-3.59	54.0	15.28	AV	214.00	200	Horizontal	Pass
3	5217.750	108.32	-2.01	--	--	Peak	44.00	200	Horizontal	N/A
3**	5217.750	99.35	-2.01	--	--	AV	44.00	200	Horizontal	N/A
4	7487.500	53.14	1.44	74.0	20.86	Peak	44.00	300	Horizontal	Pass
4**	7487.500	44.04	1.44	54.0	9.96	AV	44.00	300	Horizontal	Pass
5	11166.349	52.11	-1.23	74.0	21.89	Peak	109.00	100	Horizontal	Pass
5**	11166.349	41.42	-1.23	54.0	12.58	AV	109.00	100	Horizontal	Pass
6	15746.700	51.75	0.33	74.0	22.25	Peak	195.00	200	Horizontal	Pass
6**	15746.700	43.81	0.33	54.0	10.19	AV	195.00	200	Horizontal	Pass

11ax20 (SU), U-NII-1, 1 GHz to 18 GHz, Middle Channel, ANT V

No.	Frequency (MHz)	Results (dBuV/m)	Factor (dB)	Limit (dBuV/m)	Margin (dB)	Detector	Table (Degree)	Height (cm)	Antenna	Verdict
1	1604.800	48.54	-16.47	74.0	25.46	Peak	23.00	300	Vertical	Pass
1**	1604.800	41.96	-16.47	54.0	12.04	AV	23.00	300	Vertical	Pass
2	5000.000	56.14	-2.19	74.0	17.86	Peak	224.00	150	Vertical	Pass
2**	5000.000	50.74	-2.19	54.0	3.26	AV	224.00	150	Vertical	Pass
3	5217.500	106.22	-2.01	--	--	Peak	22.00	200	Vertical	N/A
3**	5217.500	97.60	-2.01	--	--	AV	22.00	200	Vertical	N/A
4	7720.250	54.03	1.47	74.0	19.97	Peak	355.00	100	Vertical	Pass
4**	7720.250	43.66	1.47	54.0	10.34	AV	355.00	100	Vertical	Pass
5	11120.513	51.59	-0.98	74.0	22.41	Peak	328.00	200	Vertical	Pass
5**	11120.513	42.13	-0.98	54.0	11.87	AV	328.00	200	Vertical	Pass
6	15739.612	51.80	0.23	74.0	22.20	Peak	131.00	200	Vertical	Pass
6**	15739.612	42.96	0.23	54.0	11.04	AV	131.00	200	Vertical	Pass

11ax20 (SU), U-NII-1, 1 GHz to 18 GHz, High Channel, ANT H

No.	Frequency (MHz)	Results (dBuV/m)	Factor (dB)	Limit (dBuV/m)	Margin (dB)	Detector	Table (Degree)	Height (cm)	Antenna	Verdict
1	1605.200	49.51	-16.49	74.0	24.49	Peak	223.00	400	Horizontal	Pass
1**	1605.200	44.25	-16.49	54.0	9.75	AV	223.00	400	Horizontal	Pass
2	4380.750	48.02	-4.14	74.0	25.98	Peak	121.00	300	Horizontal	Pass
2**	4380.750	38.50	-4.14	54.0	15.50	AV	121.00	300	Horizontal	Pass
3	5246.500	108.45	-1.90	--	--	Peak	48.00	150	Horizontal	N/A
3**	5246.500	99.44	-1.90	--	--	AV	48.00	150	Horizontal	N/A
4	7514.750	53.39	1.95	74.0	20.61	Peak	239.00	300	Horizontal	Pass
4**	7514.750	43.97	1.95	54.0	10.03	AV	239.00	300	Horizontal	Pass
5	11133.100	51.77	-0.97	74.0	22.23	Peak	209.00	150	Horizontal	Pass
5**	11133.100	42.39	-0.97	54.0	11.61	AV	209.00	150	Horizontal	Pass
6	15740.137	52.75	0.24	74.0	21.25	Peak	249.00	300	Horizontal	Pass
6**	15740.137	42.61	0.24	54.0	11.39	AV	249.00	300	Horizontal	Pass

11ax20 (SU), U-NII-1, 1 GHz to 18 GHz, High Channel, ANT V

No.	Frequency (MHz)	Results (dBuV/m)	Factor (dB)	Limit (dBuV/m)	Margin (dB)	Detector	Table (Degree)	Height (cm)	Antenna	Verdict
1	1605.000	48.70	-16.48	74.0	25.30	Peak	28.00	400	Vertical	Pass
1**	1605.000	42.78	-16.48	54.0	11.22	AV	28.00	400	Vertical	Pass
2	5000.000	55.79	-2.19	74.0	18.21	Peak	231.00	150	Vertical	Pass
2**	5000.000	51.00	-2.19	54.0	3.00	AV	231.00	150	Vertical	Pass
3	5241.500	107.47	-1.82	--	--	Peak	36.00	200	Vertical	N/A
3**	5241.500	98.22	-1.82	--	--	AV	36.00	200	Vertical	N/A
4	7527.000	53.88	2.02	74.0	20.12	Peak	73.00	400	Vertical	Pass
4**	7527.000	43.90	2.02	54.0	10.10	AV	73.00	400	Vertical	Pass
5	10722.938	51.43	-2.07	74.0	22.57	Peak	111.00	100	Vertical	Pass
5**	10722.938	42.16	-2.07	54.0	11.84	AV	111.00	100	Vertical	Pass
6	16095.563	51.96	0.02	74.0	22.04	Peak	0.00	300	Vertical	Pass
6**	16095.563	42.35	0.02	54.0	11.65	AV	0.00	300	Vertical	Pass

11ax40 (SU), U-NII-1, 1 GHz to 18 GHz, Low Channel, ANT H

No.	Frequency (MHz)	Results (dBuV/m)	Factor (dB)	Limit (dBuV/m)	Margin (dB)	Detector	Table (Degree)	Height (cm)	Antenna	Verdict
1	1604.900	49.12	-16.48	74.0	24.88	Peak	222.00	150	Horizontal	Pass
1**	1604.900	43.36	-16.48	54.0	10.64	AV	222.00	150	Horizontal	Pass
2	4276.750	48.10	-4.20	74.0	25.90	Peak	351.00	200	Horizontal	Pass
2**	4276.750	39.29	-4.20	54.0	14.71	AV	351.00	200	Horizontal	Pass
3	5183.500	105.69	-1.24	--	--	Peak	41.00	100	Horizontal	N/A
3**	5183.500	96.84	-1.24	--	--	AV	41.00	100	Horizontal	N/A
4	7513.000	53.33	1.79	74.0	20.67	Peak	338.00	100	Horizontal	Pass
4**	7513.000	43.96	1.79	54.0	10.04	AV	338.00	100	Horizontal	Pass
5	11125.737	51.61	-0.98	74.0	22.39	Peak	360.00	150	Horizontal	Pass
5**	11125.737	43.12	-0.98	54.0	10.88	AV	360.00	150	Horizontal	Pass
6	15745.912	52.01	0.32	74.0	21.99	Peak	339.00	300	Horizontal	Pass
6**	15745.912	43.32	0.32	54.0	10.68	AV	339.00	300	Horizontal	Pass

11ax40 (SU), U-NII-1, 1 GHz to 18 GHz, Low Channel, ANT V

No.	Frequency (MHz)	Results (dBuV/m)	Factor (dB)	Limit (dBuV/m)	Margin (dB)	Detector	Table (Degree)	Height (cm)	Antenna	Verdict
1	1605.000	48.71	-16.48	74.0	25.29	Peak	208.00	400	Vertical	Pass
1**	1605.000	42.55	-16.48	54.0	11.45	AV	208.00	400	Vertical	Pass
2	4999.750	54.83	-2.19	74.0	19.17	Peak	232.00	150	Vertical	Pass
2**	4999.750	50.81	-2.19	54.0	3.19	AV	232.00	150	Vertical	Pass
3	5182.750	104.17	-1.14	--	--	Peak	8.00	100	Vertical	N/A
3**	5182.750	95.53	-1.14	--	--	AV	8.00	100	Vertical	N/A
4	7536.500	53.74	2.21	74.0	20.26	Peak	148.00	300	Vertical	Pass
4**	7536.500	44.28	2.21	54.0	9.72	AV	148.00	300	Vertical	Pass
5	11307.187	51.55	-2.49	74.0	22.45	Peak	186.00	150	Vertical	Pass
5**	11307.187	41.86	-2.49	54.0	12.14	AV	186.00	150	Vertical	Pass
6	15489.450	51.63	-0.62	74.0	22.37	Peak	261.00	400	Vertical	Pass
6**	15489.450	41.84	-0.62	54.0	12.16	AV	261.00	400	Vertical	Pass

11ax40 (SU), U-NII-1, 1 GHz to 18 GHz, High Channel, ANT H

No.	Frequency (MHz)	Results (dBuV/m)	Factor (dB)	Limit (dBuV/m)	Margin (dB)	Detector	Table (Degree)	Height (cm)	Antenna	Verdict
1	1605.200	49.68	-16.49	74.0	24.32	Peak	223.00	400	Horizontal	Pass
1**	1605.200	44.46	-16.49	54.0	9.54	AV	223.00	400	Horizontal	Pass
2	4303.500	48.41	-3.95	74.0	25.59	Peak	134.00	300	Horizontal	Pass
2**	4303.500	38.29	-3.95	54.0	15.71	AV	134.00	300	Horizontal	Pass
3	5236.750	106.58	-1.81	--	-60.58	Peak	46.00	200	Horizontal	N/A
3**	5236.750	97.60	-1.81	--	-97.60	AV	46.00	200	Horizontal	N/A
4	7475.000	53.47	1.97	74.0	20.53	Peak	266.00	200	Horizontal	Pass
4**	7475.000	43.99	1.97	54.0	10.01	AV	266.00	200	Horizontal	Pass
5	11125.026	51.63	-0.98	74.0	22.37	Peak	270.00	200	Horizontal	Pass
5**	11125.026	42.40	-0.98	54.0	11.60	AV	270.00	200	Horizontal	Pass
6	15753.787	52.24	0.27	74.0	21.76	Peak	176.00	200	Horizontal	Pass
6**	15753.787	43.38	0.27	54.0	10.62	AV	176.00	200	Horizontal	Pass

11ax40 (SU), U-NII-1, 1 GHz to 18 GHz, High Channel, ANT V

No.	Frequency (MHz)	Results (dBuV/m)	Factor (dB)	Limit (dBuV/m)	Margin (dB)	Detector	Table (Degree)	Height (cm)	Antenna	Verdict
1	1623.700	48.58	-17.11	74.0	25.42	Peak	357.00	300	Vertical	Pass
1**	1623.700	40.69	-17.11	54.0	13.31	AV	357.00	300	Vertical	Pass
2	4999.750	55.27	-2.19	74.0	18.73	Peak	222.00	150	Vertical	Pass
2**	4999.750	50.48	-2.19	54.0	3.52	AV	222.00	150	Vertical	Pass
3	5217.750	105.42	-2.01	--	--	Peak	8.00	100	Vertical	N/A
3**	5217.750	95.01	-2.01	--	--	AV	8.00	100	Vertical	N/A
4	7619.500	53.51	1.12	74.0	20.49	Peak	337.00	300	Vertical	Pass
4**	7619.500	44.74	1.12	54.0	9.26	AV	337.00	300	Vertical	Pass
5	11131.912	51.44	-0.97	74.0	22.56	Peak	313.00	200	Vertical	Pass
5**	11131.912	42.88	-0.97	54.0	11.12	AV	313.00	200	Vertical	Pass
6	15757.725	52.23	0.16	74.0	21.77	Peak	131.00	400	Vertical	Pass
6**	15757.725	42.86	0.16	54.0	11.14	AV	131.00	400	Vertical	Pass

11ax80 (SU), U-NII-1, 1 GHz to 18 GHz, Middle Channel, ANT H

No.	Frequency (MHz)	Results (dBuV/m)	Factor (dB)	Limit (dBuV/m)	Margin (dB)	Detector	Table (Degree)	Height (cm)	Antenna	Verdict
1	1605.100	49.45	-16.49	74.0	24.55	Peak	225.00	300	Horizontal	Pass
1**	1605.100	43.46	-16.49	54.0	10.54	AV	225.00	300	Horizontal	Pass
2	4345.000	48.32	-4.16	74.0	25.68	Peak	140.00	200	Horizontal	Pass
2**	4345.000	38.46	-4.16	54.0	15.54	AV	140.00	200	Horizontal	Pass
3	5226.750	102.55	-2.07	--	--	Peak	50.00	200	Horizontal	N/A
3**	5226.750	92.90	-2.07	--	--	AV	50.00	200	Horizontal	N/A
4	7612.500	52.90	1.19	74.0	21.10	Peak	230.00	300	Horizontal	Pass
4**	7612.500	43.31	1.19	54.0	10.69	AV	230.00	300	Horizontal	Pass
5	11091.775	51.25	-1.16	74.0	22.75	Peak	225.00	150	Horizontal	Pass
5**	11091.775	41.87	-1.16	54.0	12.13	AV	225.00	150	Horizontal	Pass
6	15731.738	52.13	0.12	74.0	21.87	Peak	326.00	100	Horizontal	Pass
6**	15731.738	41.93	0.12	54.0	12.07	AV	326.00	100	Horizontal	Pass

11ax80 (SU), U-NII-1, 1 GHz to 18 GHz, Middle Channel, ANT V

No.	Frequency (MHz)	Results (dBuV/m)	Factor (dB)	Limit (dBuV/m)	Margin (dB)	Detector	Table (Degree)	Height (cm)	Antenna	Verdict
1	1626.500	48.38	-16.87	74.0	25.62	Peak	349.00	300	Vertical	Pass
1**	1626.500	43.62	-16.87	54.0	10.38	AV	349.00	300	Vertical	Pass
2	5000.000	55.29	-2.19	74.0	18.71	Peak	231.00	150	Vertical	Pass
2**	5000.000	50.69	-2.19	54.0	3.31	AV	231.00	150	Vertical	Pass
3	5199.250	100.34	-2.16	--	--	Peak	15.00	100	Vertical	N/A
3**	5199.250	92.17	-2.16	--	--	AV	15.00	100	Vertical	N/A
4	7518.750	53.33	2.01	74.0	20.67	Peak	212.00	400	Vertical	Pass
4**	7518.750	43.49	2.01	54.0	10.51	AV	212.00	400	Vertical	Pass
5	11134.525	51.20	-0.97	74.0	22.80	Peak	135.00	200	Vertical	Pass
5**	11134.525	42.59	-0.97	54.0	11.41	AV	135.00	200	Vertical	Pass
6	15744.338	51.90	0.30	74.0	22.10	Peak	185.00	400	Vertical	Pass
6**	15744.338	43.74	0.30	54.0	10.26	AV	185.00	400	Vertical	Pass

11a, U-NII-3, 1 GHz to 18 GHz, Low Channel, ANT H

No.	Frequency (MHz)	Results (dBuV/m)	Factor (dB)	Limit (dBuV/m)	Margin (dB)	Detector	Table (Degree)	Height (cm)	Antenna	Verdict
1	1554.500	44.96	-16.93	74.0	29.04	Peak	295.00	400	Horizontal	Pass
1**	1554.500	37.59	-16.93	54.0	16.41	AV	295.00	400	Horizontal	Pass
2	3673.500	48.91	-6.02	74.0	25.09	Peak	161.00	300	Horizontal	Pass
2**	3673.500	38.27	-6.02	54.0	15.73	AV	161.00	300	Horizontal	Pass
3	5751.250	108.54	-1.27	--	--	Peak	45.00	200	Horizontal	N/A
3**	5751.250	100.37	-1.27	--	--	AV	45.00	200	Horizontal	N/A
4	7278.500	53.34	0.09	74.0	20.66	Peak	161.00	300	Horizontal	Pass
4**	7278.500	42.98	0.09	54.0	11.02	AV	161.00	300	Horizontal	Pass
5	10694.674	51.42	-2.50	74.0	22.58	Peak	165.00	200	Horizontal	Pass
5**	10694.674	42.11	-2.50	54.0	11.89	AV	165.00	200	Horizontal	Pass
6	15741.975	52.60	0.26	74.0	21.40	Peak	321.00	300	Horizontal	Pass
6**	15741.975	43.05	0.26	54.0	10.95	AV	321.00	300	Horizontal	Pass

11a, U-NII-3, 1 GHz to 18 GHz, Low Channel, ANT V

No.	Frequency (MHz)	Results (dBuV/m)	Factor (dB)	Limit (dBuV/m)	Margin (dB)	Detector	Table (Degree)	Height (cm)	Antenna	Verdict
1	1530.200	47.86	-16.54	74.0	26.14	Peak	129.00	200	Vertical	Pass
1**	1530.200	42.87	-16.54	54.0	11.13	AV	129.00	200	Vertical	Pass
2	5000.000	54.80	-2.19	74.0	19.20	Peak	246.00	150	Vertical	Pass
2**	5000.000	50.09	-2.19	54.0	3.91	AV	246.00	150	Vertical	Pass
3	5741.250	101.45	-1.69	--	--	Peak	67.00	200	Vertical	N/A
3**	5741.250	93.78	-1.69	--	--	AV	67.00	200	Vertical	N/A
4	7494.500	53.53	1.26	74.0	20.47	Peak	201.00	400	Vertical	Pass
4**	7494.500	44.55	1.26	54.0	9.45	AV	201.00	400	Vertical	Pass
5	11153.050	51.13	-1.00	74.0	22.87	Peak	11.00	100	Vertical	Pass
5**	11153.050	41.85	-1.00	54.0	12.15	AV	11.00	100	Vertical	Pass
6	15760.349	51.87	0.09	74.0	22.13	Peak	87.00	100	Vertical	Pass
6**	15760.349	43.83	0.09	54.0	10.17	AV	87.00	100	Vertical	Pass

11a, U-NII-3, 1 GHz to 18 GHz, Middle Channel, ANT H

No.	Frequency (MHz)	Results (dBuV/m)	Factor (dB)	Limit (dBuV/m)	Margin (dB)	Detector	Table (Degree)	Height (cm)	Antenna	Verdict
1	1534.800	45.07	-16.46	74.0	28.93	Peak	295.00	400	Horizontal	Pass
1**	1534.800	39.91	-16.46	54.0	14.09	AV	295.00	400	Horizontal	Pass
2	4320.250	48.08	-3.97	74.0	25.92	Peak	39.00	100	Horizontal	Pass
2**	4320.250	40.19	-3.97	54.0	13.81	AV	39.00	100	Horizontal	Pass
3	5779.250	107.52	-1.43	--	--	Peak	48.00	200	Horizontal	N/A
3**	5779.250	100.44	-1.43	--	--	AV	48.00	200	Horizontal	N/A
4	7734.250	53.28	1.22	74.0	20.72	Peak	218.00	200	Horizontal	Pass
4**	7734.250	45.12	1.22	54.0	8.88	AV	218.00	200	Horizontal	Pass
5	11129.062	51.54	-0.97	74.0	22.46	Peak	276.00	200	Horizontal	Pass
5**	11129.062	42.44	-0.97	54.0	11.56	AV	276.00	200	Horizontal	Pass
6	15753.787	51.66	0.27	74.0	22.34	Peak	191.00	400	Horizontal	Pass
6**	15753.787	42.53	0.27	54.0	11.47	AV	191.00	400	Horizontal	Pass

11a, U-NII-3, 1 GHz to 18 GHz, Middle Channel, ANT V

No.	Frequency (MHz)	Results (dBuV/m)	Factor (dB)	Limit (dBuV/m)	Margin (dB)	Detector	Table (Degree)	Height (cm)	Antenna	Verdict
1	1529.800	48.53	-16.57	74.0	25.47	Peak	134.00	400	Vertical	Pass
1**	1529.800	42.57	-16.57	54.0	11.43	AV	134.00	400	Vertical	Pass
2	5000.000	54.10	-2.19	74.0	19.90	Peak	245.00	150	Vertical	Pass
2**	5000.000	50.10	-2.19	54.0	3.90	AV	245.00	150	Vertical	Pass
3	5792.250	102.31	-1.71	--	--	Peak	50.00	150	Vertical	N/A
3**	5792.250	94.60	-1.71	--	--	AV	50.00	150	Vertical	N/A
4	7543.000	54.01	2.00	74.0	19.99	Peak	165.00	100	Vertical	Pass
4**	7543.000	44.27	2.00	54.0	9.73	AV	165.00	100	Vertical	Pass
5	10796.325	51.65	-2.92	74.0	22.35	Peak	0.00	150	Vertical	Pass
5**	10796.325	41.76	-2.92	54.0	12.24	AV	0.00	150	Vertical	Pass
6	15767.700	51.57	-0.11	74.0	22.43	Peak	35.00	300	Vertical	Pass
6**	15767.700	43.04	-0.11	54.0	10.96	AV	35.00	300	Vertical	Pass

11a, U-NII-3, 1 GHz to 18 GHz, High Channel, ANT H

No.	Frequency (MHz)	Results (dBuV/m)	Factor (dB)	Limit (dBuV/m)	Margin (dB)	Detector	Table (Degree)	Height (cm)	Antenna	Verdict
1	1554.400	45.24	-16.93	74.0	28.76	Peak	301.00	200	Horizontal	Pass
1**	1554.400	37.64	-16.93	54.0	16.36	AV	301.00	200	Horizontal	Pass
2	4005.750	48.34	-4.79	74.0	25.66	Peak	84.00	300	Horizontal	Pass
2**	4005.750	37.77	-4.79	54.0	16.23	AV	84.00	300	Horizontal	Pass
3	5827.250	107.22	-1.61	--	--	Peak	297.00	200	Horizontal	N/A
3**	5827.250	99.38	-1.61	--	--	AV	297.00	200	Horizontal	N/A
4	7652.750	53.05	0.82	74.0	20.95	Peak	4.00	100	Horizontal	Pass
4**	7652.750	43.77	0.82	54.0	10.23	AV	4.00	100	Horizontal	Pass
5	10719.612	51.22	-2.13	74.0	22.78	Peak	137.00	200	Horizontal	Pass
5**	10719.612	42.15	-2.13	54.0	11.85	AV	137.00	200	Horizontal	Pass
6	15738.299	52.71	0.21	74.0	21.29	Peak	113.00	300	Horizontal	Pass
6**	15738.299	42.84	0.21	54.0	11.16	AV	113.00	300	Horizontal	Pass

11a, U-NII-3, 1 GHz to 18 GHz, High Channel, ANT V

No.	Frequency (MHz)	Results (dBuV/m)	Factor (dB)	Limit (dBuV/m)	Margin (dB)	Detector	Table (Degree)	Height (cm)	Antenna	Verdict
1	1535.400	48.12	-16.48	74.0	25.88	Peak	126.00	200	Vertical	Pass
1**	1535.400	40.24	-16.48	54.0	13.76	AV	126.00	200	Vertical	Pass
2	4999.750	54.20	-2.19	74.0	19.80	Peak	237.00	150	Vertical	Pass
2**	4999.750	50.46	-2.19	54.0	3.54	AV	237.00	150	Vertical	Pass
3	5826.000	101.75	-1.67	--	--	Peak	76.00	150	Vertical	N/A
3**	5826.000	93.69	-1.67	--	--	AV	76.00	150	Vertical	N/A
4	7539.750	53.23	2.10	74.0	20.77	Peak	30.00	100	Vertical	Pass
4**	7539.750	44.71	2.10	54.0	9.29	AV	30.00	100	Vertical	Pass
5	10717.000	52.58	-2.17	74.0	21.42	Peak	59.00	200	Vertical	Pass
5**	10717.000	42.08	-2.17	54.0	11.92	AV	59.00	200	Vertical	Pass
6	15744.338	52.45	0.30	74.0	21.55	Peak	189.00	400	Vertical	Pass
6**	15744.338	43.22	0.30	54.0	10.78	AV	189.00	400	Vertical	Pass

11n20, U-NII-3, 1 GHz to 18 GHz, Low Channel, ANT H

No.	Frequency (MHz)	Results (dBuV/m)	Factor (dB)	Limit (dBuV/m)	Margin (dB)	Detector	Table (Degree)	Height (cm)	Antenna	Verdict
1	1535.200	46.34	-16.48	74.0	27.66	Peak	296.00	100	Horizontal	Pass
1**	1535.200	38.44	-16.48	54.0	15.56	AV	296.00	100	Horizontal	Pass
2	4319.250	47.91	-3.97	74.0	26.09	Peak	58.00	100	Horizontal	Pass
2**	4319.250	39.96	-3.97	54.0	14.04	AV	58.00	100	Horizontal	Pass
3	5746.000	107.62	-1.53	--	--	Peak	48.00	200	Horizontal	N/A
3**	5746.000	100.63	-1.53	--	--	AV	48.00	200	Horizontal	N/A
4	7495.500	53.65	1.24	74.0	20.35	Peak	282.00	100	Horizontal	Pass
4**	7495.500	44.11	1.24	54.0	9.89	AV	282.00	100	Horizontal	Pass
5	11415.963	51.31	-1.85	74.0	22.69	Peak	33.00	100	Horizontal	Pass
5**	11415.963	41.87	-1.85	54.0	12.13	AV	33.00	100	Horizontal	Pass
6	15749.325	51.31	0.36	74.0	22.69	Peak	174.00	300	Horizontal	Pass
6**	15749.325	42.96	0.36	54.0	11.04	AV	174.00	300	Horizontal	Pass

11n20, U-NII-3, 1 GHz to 18 GHz, Low Channel, ANT V

No.	Frequency (MHz)	Results (dBuV/m)	Factor (dB)	Limit (dBuV/m)	Margin (dB)	Detector	Table (Degree)	Height (cm)	Antenna	Verdict
1	1530.100	48.15	-16.54	74.0	25.85	Peak	128.00	200	Vertical	Pass
1**	1530.100	43.13	-16.54	54.0	10.87	AV	128.00	200	Vertical	Pass
2	5000.000	54.15	-2.19	74.0	19.85	Peak	248.00	150	Vertical	Pass
2**	5000.000	50.09	-2.19	54.0	3.91	AV	248.00	150	Vertical	Pass
3	5745.250	100.43	-1.59	--	--	Peak	23.00	100	Vertical	N/A
3**	5745.250	91.69	-1.59	--	--	AV	23.00	100	Vertical	N/A
4	7473.000	53.27	1.86	74.0	20.73	Peak	4.00	300	Vertical	Pass
4**	7473.000	44.12	1.86	54.0	9.88	AV	4.00	300	Vertical	Pass
5	11186.775	51.42	-1.57	74.0	22.58	Peak	276.00	200	Vertical	Pass
5**	11186.775	41.68	-1.57	54.0	12.32	AV	276.00	200	Vertical	Pass
6	15750.638	52.21	0.36	74.0	21.79	Peak	62.00	200	Vertical	Pass
6**	15750.638	42.46	0.36	54.0	11.54	AV	62.00	200	Vertical	Pass

11n20, U-NII-3, 1 GHz to 18 GHz, Middle Channel, ANT H

No.	Frequency (MHz)	Results (dBuV/m)	Factor (dB)	Limit (dBuV/m)	Margin (dB)	Detector	Table (Degree)	Height (cm)	Antenna	Verdict
1	1553.900	45.03	-16.90	74.0	28.97	Peak	295.00	100	Horizontal	Pass
1**	1553.900	38.38	-16.90	54.0	15.62	AV	295.00	100	Horizontal	Pass
2	4369.000	48.54	-4.16	74.0	25.46	Peak	152.00	200	Horizontal	Pass
2**	4369.000	38.92	-4.16	54.0	15.08	AV	152.00	200	Horizontal	Pass
3	5789.250	106.88	-1.78	--	--	Peak	57.00	200	Horizontal	N/A
3**	5789.250	99.62	-1.78	--	--	AV	57.00	200	Horizontal	N/A
4	7474.500	53.07	1.92	74.0	20.93	Peak	4.00	200	Horizontal	Pass
4**	7474.500	43.77	1.92	54.0	10.23	AV	4.00	200	Horizontal	Pass
5	11192.713	52.27	-1.67	74.0	21.73	Peak	202.00	150	Horizontal	Pass
5**	11192.713	42.61	-1.67	54.0	11.39	AV	202.00	150	Horizontal	Pass
6	15751.162	52.31	0.34	74.0	21.69	Peak	0.00	400	Horizontal	Pass
6**	15751.162	42.96	0.34	54.0	11.04	AV	0.00	400	Horizontal	Pass

11n20, U-NII-3, 1 GHz to 18 GHz, Middle Channel, ANT V

No.	Frequency (MHz)	Results (dBuV/m)	Factor (dB)	Limit (dBuV/m)	Margin (dB)	Detector	Table (Degree)	Height (cm)	Antenna	Verdict
1	1535.600	47.96	-16.49	74.0	26.04	Peak	126.00	400	Vertical	Pass
1**	1535.600	39.95	-16.49	54.0	14.05	AV	126.00	400	Vertical	Pass
2	5000.000	54.04	-2.19	74.0	19.96	Peak	245.00	150	Vertical	Pass
2**	5000.000	50.19	-2.19	54.0	3.81	AV	245.00	150	Vertical	Pass
3	5784.500	100.98	-1.73	--	--	Peak	21.00	200	Vertical	N/A
3**	5784.500	92.53	-1.73	--	--	AV	21.00	200	Vertical	N/A
4	7535.000	53.45	2.29	74.0	20.55	Peak	318.00	100	Vertical	Pass
4**	7535.000	45.24	2.29	54.0	8.76	AV	318.00	100	Vertical	Pass
5	11123.599	51.46	-0.98	74.0	22.54	Peak	0.00	100	Vertical	Pass
5**	11123.599	43.46	-0.98	54.0	10.54	AV	0.00	100	Vertical	Pass
6	15736.988	52.16	0.19	74.0	21.84	Peak	48.00	200	Vertical	Pass
6**	15736.988	42.13	0.19	54.0	11.87	AV	48.00	200	Vertical	Pass

11n20, U-NII-3, 1 GHz to 18 GHz, High Channel, ANT H

No.	Frequency (MHz)	Results (dBuV/m)	Factor (dB)	Limit (dBuV/m)	Margin (dB)	Detector	Table (Degree)	Height (cm)	Antenna	Verdict
1	1554.700	45.11	-16.95	74.0	28.89	Peak	294.00	300	Horizontal	Pass
1**	1554.700	37.46	-16.95	54.0	16.54	AV	294.00	300	Horizontal	Pass
2	4233.500	48.25	-4.20	74.0	25.75	Peak	201.00	400	Horizontal	Pass
2**	4233.500	38.43	-4.20	54.0	15.57	AV	201.00	400	Horizontal	Pass
3	5832.000	106.67	-1.36	--	--	Peak	299.00	150	Horizontal	N/A
3**	5832.000	99.09	-1.36	--	--	AV	299.00	150	Horizontal	N/A
4	7318.750	53.54	0.64	74.0	20.46	Peak	255.00	300	Horizontal	Pass
4**	7318.750	42.73	0.64	54.0	11.27	AV	255.00	300	Horizontal	Pass
5	11075.151	51.61	-1.47	74.0	22.39	Peak	353.00	100	Horizontal	Pass
5**	11075.151	41.95	-1.47	54.0	12.05	AV	353.00	100	Horizontal	Pass
6	15779.775	52.09	-0.44	74.0	21.91	Peak	140.00	400	Horizontal	Pass
6**	15779.775	43.29	-0.44	54.0	10.71	AV	140.00	400	Horizontal	Pass

11n20, U-NII-3, 1 GHz to 18 GHz, High Channel, ANT V

No.	Frequency (MHz)	Results (dBuV/m)	Factor (dB)	Limit (dBuV/m)	Margin (dB)	Detector	Table (Degree)	Height (cm)	Antenna	Verdict
1	1535.100	47.69	-16.47	74.0	26.31	Peak	130.00	200	Vertical	Pass
1**	1535.100	42.48	-16.47	54.0	11.52	AV	130.00	200	Vertical	Pass
2	5000.000	55.54	-2.19	74.0	18.46	Peak	240.00	150	Vertical	Pass
2**	5000.000	50.50	-2.19	54.0	3.50	AV	240.00	150	Vertical	Pass
3	5824.000	101.05	-1.78	--	--	Peak	38.00	150	Vertical	N/A
3**	5824.000	93.71	-1.78	--	--	AV	38.00	150	Vertical	N/A
4	7489.500	53.32	1.35	74.0	20.68	Peak	223.00	200	Vertical	Pass
4**	7489.500	44.54	1.35	54.0	9.46	AV	223.00	200	Vertical	Pass
5	10709.875	51.53	-2.28	74.0	22.47	Peak	251.00	100	Vertical	Pass
5**	10709.875	42.07	-2.28	54.0	11.93	AV	251.00	100	Vertical	Pass
6	15760.088	52.39	0.10	74.0	21.61	Peak	177.00	200	Vertical	Pass
6**	15760.088	42.81	0.10	54.0	11.19	AV	177.00	200	Vertical	Pass

11n40, U-NII-3, 1 GHz to 18 GHz, Low Channel, ANT H

No.	Frequency (MHz)	Results (dBuV/m)	Factor (dB)	Limit (dBuV/m)	Margin (dB)	Detector	Table (Degree)	Height (cm)	Antenna	Verdict
1	1554.400	45.38	-16.93	74.0	28.62	Peak	293.00	400	Horizontal	Pass
1**	1554.400	38.28	-16.93	54.0	15.72	AV	293.00	400	Horizontal	Pass
2	4375.500	48.27	-4.14	74.0	25.73	Peak	69.00	300	Horizontal	Pass
2**	4375.500	38.51	-4.14	54.0	15.49	AV	69.00	300	Horizontal	Pass
3	5757.750	104.43	-1.07	--	--	Peak	50.00	100	Horizontal	N/A
3**	5757.750	96.54	-1.07	--	--	AV	50.00	100	Horizontal	N/A
4	7525.000	53.14	2.14	74.0	20.86	Peak	282.00	400	Horizontal	Pass
4**	7525.000	44.20	2.14	54.0	9.80	AV	282.00	400	Horizontal	Pass
5	11132.625	51.33	-0.97	74.0	22.67	Peak	35.00	150	Horizontal	Pass
5**	11132.625	42.56	-0.97	54.0	11.44	AV	35.00	150	Horizontal	Pass
6	15739.350	51.98	0.23	74.0	22.02	Peak	269.00	100	Horizontal	Pass
6**	15739.350	43.14	0.23	54.0	10.86	AV	269.00	100	Horizontal	Pass

11n40, U-NII-3, 1 GHz to 18 GHz, Low Channel, ANT V

No.	Frequency (MHz)	Results (dBuV/m)	Factor (dB)	Limit (dBuV/m)	Margin (dB)	Detector	Table (Degree)	Height (cm)	Antenna	Verdict
1	1535.500	47.47	-16.48	74.0	26.53	Peak	130.00	100	Vertical	Pass
1**	1535.500	40.00	-16.48	54.0	14.00	AV	130.00	100	Vertical	Pass
2	5000.000	53.99	-2.19	74.0	20.01	Peak	238.00	150	Vertical	Pass
2**	5000.000	50.92	-2.19	54.0	3.08	AV	238.00	150	Vertical	Pass
3	5753.250	97.62	-1.21	--	--	Peak	23.00	100	Vertical	N/A
3**	5753.250	89.79	-1.21	--	--	AV	23.00	100	Vertical	N/A
4	7564.250	53.73	1.22	74.0	20.27	Peak	230.00	200	Vertical	Pass
4**	7564.250	43.43	1.22	54.0	10.57	AV	230.00	200	Vertical	Pass
5	11381.526	51.56	-1.73	74.0	22.44	Peak	137.00	100	Vertical	Pass
5**	11381.526	41.53	-1.73	54.0	12.47	AV	137.00	100	Vertical	Pass
6	15757.200	51.70	0.18	74.0	22.30	Peak	218.00	100	Vertical	Pass
6**	15757.200	43.20	0.18	54.0	10.80	AV	218.00	100	Vertical	Pass

11n40, U-NII-3, 1 GHz to 18 GHz, High Channel, ANT H

No.	Frequency (MHz)	Results (dBuV/m)	Factor (dB)	Limit (dBuV/m)	Margin (dB)	Detector	Table (Degree)	Height (cm)	Antenna	Verdict
1	1554.100	45.47	-16.91	74.0	28.53	Peak	298.00	100	Horizontal	Pass
1**	1554.100	37.76	-16.91	54.0	16.24	AV	298.00	100	Horizontal	Pass
2	4267.750	48.48	-3.63	74.0	25.52	Peak	360.00	400	Horizontal	Pass
2**	4267.750	39.21	-3.63	54.0	14.79	AV	360.00	400	Horizontal	Pass
3	5798.750	103.71	-1.84	--	--	Peak	48.00	100	Horizontal	N/A
3**	5798.750	95.68	-1.84	--	--	AV	48.00	100	Horizontal	N/A
4	7734.250	53.75	1.22	74.0	20.25	Peak	360.00	400	Horizontal	Pass
4**	7734.250	43.77	1.22	54.0	10.23	AV	360.00	400	Horizontal	Pass
5	10721.512	51.37	-2.10	74.0	22.63	Peak	86.00	150	Horizontal	Pass
5**	10721.512	42.15	-2.10	54.0	11.85	AV	86.00	150	Horizontal	Pass
6	15743.025	52.24	0.28	74.0	21.76	Peak	99.00	400	Horizontal	Pass
6**	15743.025	43.54	0.28	54.0	10.46	AV	99.00	400	Horizontal	Pass

11n40, U-NII-3, 1 GHz to 18 GHz, High Channel, ANT V

No.	Frequency (MHz)	Results (dBuV/m)	Factor (dB)	Limit (dBuV/m)	Margin (dB)	Detector	Table (Degree)	Height (cm)	Antenna	Verdict
1	1529.900	48.06	-16.56	74.0	25.94	Peak	123.00	300	Vertical	Pass
1**	1529.900	42.47	-16.56	54.0	11.53	AV	123.00	300	Vertical	Pass
2	5000.000	53.81	-2.19	74.0	20.19	Peak	247.00	150	Vertical	Pass
2**	5000.000	50.90	-2.19	54.0	3.10	AV	247.00	150	Vertical	Pass
3	5792.250	97.97	-1.71	--	--	Peak	50.00	150	Vertical	N/A
3**	5792.250	90.91	-1.71	--	--	AV	50.00	150	Vertical	N/A
4	7522.750	53.20	2.28	74.0	20.80	Peak	121.00	150	Vertical	Pass
4**	7522.750	44.04	2.28	54.0	9.96	AV	121.00	150	Vertical	Pass
5	11136.663	51.26	-0.96	74.0	22.74	Peak	339.00	150	Vertical	Pass
5**	11136.663	42.97	-0.96	54.0	11.03	AV	339.00	150	Vertical	Pass
6	15771.638	52.63	-0.22	74.0	21.37	Peak	73.00	100	Vertical	Pass
6**	15771.638	42.58	-0.22	54.0	11.42	AV	73.00	100	Vertical	Pass

11ac20, U-NII-3, 1 GHz to 18 GHz, Low Channel, ANT H

No.	Frequency (MHz)	Results (dBuV/m)	Factor (dB)	Limit (dBuV/m)	Margin (dB)	Detector	Table (Degree)	Height (cm)	Antenna	Verdict
1	1535.700	45.36	-16.49	74.0	28.64	Peak	299.00	200	Horizontal	Pass
1**	1535.700	36.71	-16.49	54.0	17.29	AV	299.00	200	Horizontal	Pass
2	4355.500	48.66	-3.98	74.0	25.34	Peak	155.00	400	Horizontal	Pass
2**	4355.500	38.31	-3.98	54.0	15.69	AV	155.00	400	Horizontal	Pass
3	5740.250	106.52	-1.68	--	--	Peak	48.00	150	Horizontal	N/A
3**	5740.250	99.06	-1.68	--	--	AV	48.00	150	Horizontal	N/A
4	7537.750	53.67	2.13	74.0	20.33	Peak	318.00	400	Horizontal	Pass
4**	7537.750	44.26	2.13	54.0	9.74	AV	318.00	400	Horizontal	Pass
5	10724.125	51.34	-2.06	74.0	22.66	Peak	73.00	150	Horizontal	Pass
5**	10724.125	42.45	-2.06	54.0	11.55	AV	73.00	150	Horizontal	Pass
6	15755.362	51.69	0.23	74.0	22.31	Peak	232.00	100	Horizontal	Pass
6**	15755.362	42.97	0.23	54.0	11.03	AV	232.00	100	Horizontal	Pass

11ac20, U-NII-3, 1 GHz to 18 GHz, Low Channel, ANT V

No.	Frequency (MHz)	Results (dBuV/m)	Factor (dB)	Limit (dBuV/m)	Margin (dB)	Detector	Table (Degree)	Height (cm)	Antenna	Verdict
1	1530.000	47.94	-16.55	74.0	26.06	Peak	130.00	400	Vertical	Pass
1**	1530.000	42.75	-16.55	54.0	11.25	AV	130.00	400	Vertical	Pass
2	5000.000	54.96	-2.19	74.0	19.04	Peak	240.00	150	Vertical	Pass
2**	5000.000	50.37	-2.19	54.0	3.63	AV	240.00	150	Vertical	Pass
3	5741.750	99.56	-1.70	--	--	Peak	24.00	150	Vertical	N/A
3**	5741.750	92.08	-1.70	--	--	AV	24.00	150	Vertical	N/A
4	7502.750	54.09	1.01	74.0	19.91	Peak	288.00	200	Vertical	Pass
4**	7502.750	43.86	1.01	54.0	10.14	AV	288.00	200	Vertical	Pass
5	10704.175	51.51	-2.37	74.0	22.49	Peak	135.00	200	Vertical	Pass
5**	10704.175	42.16	-2.37	54.0	11.84	AV	135.00	200	Vertical	Pass
6	15744.862	52.37	0.30	74.0	21.63	Peak	310.00	100	Vertical	Pass
6**	15744.862	43.58	0.30	54.0	10.42	AV	310.00	100	Vertical	Pass

11ac20, U-NII-3, 1 GHz to 18 GHz, Middle Channel, ANT H

No.	Frequency (MHz)	Results (dBuV/m)	Factor (dB)	Limit (dBuV/m)	Margin (dB)	Detector	Table (Degree)	Height (cm)	Antenna	Verdict
1	1557.400	45.10	-16.87	74.0	28.90	Peak	298.00	100	Horizontal	Pass
1**	1557.400	37.08	-16.87	54.0	16.92	AV	298.00	100	Horizontal	Pass
2	4232.500	48.60	-4.22	74.0	25.40	Peak	335.00	400	Horizontal	Pass
2**	4232.500	38.89	-4.22	54.0	15.11	AV	335.00	400	Horizontal	Pass
3	5784.000	105.96	-1.74	--	--	Peak	52.00	150	Horizontal	N/A
3**	5784.000	98.63	-1.74	--	--	AV	52.00	150	Horizontal	N/A
4	7496.250	53.27	1.23	74.0	20.73	Peak	240.00	300	Horizontal	Pass
4**	7496.250	44.85	1.23	54.0	9.15	AV	240.00	300	Horizontal	Pass
5	11077.287	51.39	-1.43	74.0	22.61	Peak	0.00	150	Horizontal	Pass
5**	11077.287	41.77	-1.43	54.0	12.23	AV	0.00	150	Horizontal	Pass
6	15741.975	52.09	0.26	74.0	21.91	Peak	77.00	200	Horizontal	Pass
6**	15741.975	42.23	0.26	54.0	11.77	AV	77.00	200	Horizontal	Pass

11ac20, U-NII-3, 1 GHz to 18 GHz, Middle Channel, ANT V

No.	Frequency (MHz)	Results (dBuV/m)	Factor (dB)	Limit (dBuV/m)	Margin (dB)	Detector	Table (Degree)	Height (cm)	Antenna	Verdict
1	1534.900	47.94	-16.47	74.0	26.06	Peak	128.00	100	Vertical	Pass
1**	1534.900	42.87	-16.47	54.0	11.13	AV	128.00	100	Vertical	Pass
2	5000.250	53.86	-2.19	74.0	20.14	Peak	240.00	150	Vertical	Pass
2**	5000.250	50.78	-2.19	54.0	3.22	AV	240.00	150	Vertical	Pass
3	5786.750	99.91	-1.70	--	--	Peak	53.00	150	Vertical	N/A
3**	5786.750	92.33	-1.70	--	--	AV	53.00	150	Vertical	N/A
4	7509.750	52.92	1.77	74.0	21.08	Peak	145.00	150	Vertical	Pass
4**	7509.750	43.86	1.77	54.0	10.14	AV	145.00	150	Vertical	Pass
5	11127.638	51.67	-0.98	74.0	22.33	Peak	0.00	200	Vertical	Pass
5**	11127.638	42.30	-0.98	54.0	11.70	AV	0.00	200	Vertical	Pass
6	15725.700	51.75	0.04	74.0	22.25	Peak	0.00	400	Vertical	Pass
6**	15725.700	42.17	0.04	54.0	11.83	AV	0.00	400	Vertical	Pass

11ac20, U-NII-3, 1 GHz to 18 GHz, High Channel, ANT H

No.	Frequency (MHz)	Results (dBuV/m)	Factor (dB)	Limit (dBuV/m)	Margin (dB)	Detector	Table (Degree)	Height (cm)	Antenna	Verdict
1	1604.900	45.31	-16.48	74.0	28.69	Peak	174.00	400	Horizontal	Pass
1**	1604.900	37.78	-16.48	54.0	16.22	AV	174.00	400	Horizontal	Pass
2	4384.000	47.91	-4.16	74.0	26.09	Peak	334.00	400	Horizontal	Pass
2**	4384.000	37.81	-4.16	54.0	16.19	AV	334.00	400	Horizontal	Pass
3	5830.000	105.62	-1.54	--	--	Peak	298.00	200	Horizontal	N/A
3**	5830.000	98.26	-1.54	--	--	AV	298.00	200	Horizontal	N/A
4	7326.500	53.61	0.73	74.0	20.39	Peak	317.00	400	Horizontal	Pass
4**	7326.500	43.70	0.73	54.0	10.30	AV	317.00	400	Horizontal	Pass
5	11081.326	51.45	-1.36	74.0	22.55	Peak	258.00	150	Horizontal	Pass
5**	11081.326	42.22	-1.36	54.0	11.78	AV	258.00	150	Horizontal	Pass
6	15765.075	51.39	-0.04	74.0	22.61	Peak	274.00	150	Horizontal	Pass
6**	15765.075	42.65	-0.04	54.0	11.35	AV	274.00	150	Horizontal	Pass

11ac20, U-NII-3, 1 GHz to 18 GHz, High Channel, ANT V

No.	Frequency (MHz)	Results (dBuV/m)	Factor (dB)	Limit (dBuV/m)	Margin (dB)	Detector	Table (Degree)	Height (cm)	Antenna	Verdict
1	1535.200	47.84	-16.48	74.0	26.16	Peak	124.00	100	Vertical	Pass
1**	1535.200	41.44	-16.48	54.0	12.56	AV	124.00	100	Vertical	Pass
2	5000.000	55.10	-2.19	74.0	18.90	Peak	245.00	150	Vertical	Pass
2**	5000.000	50.42	-2.19	54.0	3.58	AV	245.00	150	Vertical	Pass
3	5826.500	100.26	-1.63	--	--	Peak	75.00	200	Vertical	N/A
3**	5826.500	91.86	-1.63	--	--	AV	75.00	200	Vertical	N/A
4	7488.250	53.42	1.45	74.0	20.58	Peak	138.00	200	Vertical	Pass
4**	7488.250	43.60	1.45	54.0	10.40	AV	138.00	200	Vertical	Pass
5	11136.900	51.54	-0.96	74.0	22.46	Peak	298.00	100	Vertical	Pass
5**	11136.900	43.04	-0.96	54.0	10.96	AV	298.00	100	Vertical	Pass
6	15750.901	50.97	0.35	74.0	23.03	Peak	7.00	100	Vertical	Pass
6**	15750.901	42.95	0.35	54.0	11.05	AV	7.00	100	Vertical	Pass

11ac40, U-NII-3, 1 GHz to 18 GHz, Low Channel, ANT H

No.	Frequency (MHz)	Results (dBuV/m)	Factor (dB)	Limit (dBuV/m)	Margin (dB)	Detector	Table (Degree)	Height (cm)	Antenna	Verdict
1	1535.400	45.25	-16.48	74.0	28.75	Peak	298.00	100	Horizontal	Pass
1**	1535.400	37.44	-16.48	54.0	16.56	AV	298.00	100	Horizontal	Pass
2	4294.500	47.87	-3.96	74.0	26.13	Peak	130.00	400	Horizontal	Pass
2**	4294.500	39.01	-3.96	54.0	14.99	AV	130.00	400	Horizontal	Pass
3	5750.500	103.44	-1.31	--	--	Peak	48.00	100	Horizontal	N/A
3**	5750.500	95.69	-1.31	--	--	AV	48.00	100	Horizontal	N/A
4	7640.750	53.03	0.70	74.0	20.97	Peak	237.00	100	Horizontal	Pass
4**	7640.750	44.07	0.70	54.0	9.93	AV	237.00	100	Horizontal	Pass
5	10724.362	51.77	-2.05	74.0	22.23	Peak	82.00	200	Horizontal	Pass
5**	10724.362	42.26	-2.05	54.0	11.74	AV	82.00	200	Horizontal	Pass
6	15773.475	51.67	-0.27	74.0	22.33	Peak	257.00	200	Horizontal	Pass
6**	15773.475	42.49	-0.27	54.0	11.51	AV	257.00	200	Horizontal	Pass

11ac40, U-NII-3, 1 GHz to 18 GHz, Low Channel, ANT V

No.	Frequency (MHz)	Results (dBuV/m)	Factor (dB)	Limit (dBuV/m)	Margin (dB)	Detector	Table (Degree)	Height (cm)	Antenna	Verdict
1	1530.100	47.79	-16.54	74.0	26.21	Peak	123.00	400	Vertical	Pass
1**	1530.100	42.27	-16.54	54.0	11.73	AV	123.00	400	Vertical	Pass
2	5000.000	54.16	-2.19	74.0	19.84	Peak	247.00	150	Vertical	Pass
2**	5000.000	50.45	-2.19	54.0	3.55	AV	247.00	150	Vertical	Pass
3	5763.500	96.34	-0.98	--	--	Peak	23.00	200	Vertical	N/A
3**	5763.500	88.80	-0.98	--	--	AV	23.00	200	Vertical	N/A
4	7352.250	53.45	1.01	74.0	20.55	Peak	247.00	150	Vertical	Pass
4**	7352.250	43.10	1.01	54.0	10.90	AV	247.00	150	Vertical	Pass
5	11194.375	51.68	-1.70	74.0	22.32	Peak	353.00	100	Vertical	Pass
5**	11194.375	41.47	-1.70	54.0	12.53	AV	353.00	100	Vertical	Pass
6	15749.588	52.92	0.37	74.0	21.08	Peak	360.00	400	Vertical	Pass
6**	15749.588	43.64	0.37	54.0	10.36	AV	360.00	400	Vertical	Pass

11ac40, U-NII-3, 1 GHz to 18 GHz, High Channel, ANT H

No.	Frequency (MHz)	Results (dBuV/m)	Factor (dB)	Limit (dBuV/m)	Margin (dB)	Detector	Table (Degree)	Height (cm)	Antenna	Verdict
1	1554.500	45.38	-16.93	74.0	28.62	Peak	293.00	100	Horizontal	Pass
1**	1554.500	37.90	-16.93	54.0	16.10	AV	293.00	100	Horizontal	Pass
2	4355.750	47.87	-3.98	74.0	26.13	Peak	130.00	200	Horizontal	Pass
2**	4355.750	38.66	-3.98	54.0	15.34	AV	130.00	200	Horizontal	Pass
3	5779.250	102.90	-1.43	--	--	Peak	48.00	200	Horizontal	N/A
3**	5779.250	94.47	-1.43	--	--	AV	48.00	200	Horizontal	N/A
4	7508.500	54.04	1.52	74.0	19.96	Peak	12.00	300	Horizontal	Pass
4**	7508.500	44.21	1.52	54.0	9.79	AV	12.00	300	Horizontal	Pass
5	11135.237	51.21	-0.97	74.0	22.79	Peak	353.00	200	Horizontal	Pass
5**	11135.237	43.05	-0.97	54.0	10.95	AV	353.00	200	Horizontal	Pass
6	15732.263	51.83	0.13	74.0	22.17	Peak	206.00	200	Horizontal	Pass
6**	15732.263	43.27	0.13	54.0	10.73	AV	206.00	200	Horizontal	Pass

11ac40, U-NII-3, 1 GHz to 18 GHz, High Channel, ANT V

No.	Frequency (MHz)	Results (dBuV/m)	Factor (dB)	Limit (dBuV/m)	Margin (dB)	Detector	Table (Degree)	Height (cm)	Antenna	Verdict
1	1534.900	47.86	-16.47	74.0	26.14	Peak	130.00	400	Vertical	Pass
1**	1534.900	42.86	-16.47	54.0	11.14	AV	130.00	400	Vertical	Pass
2	5000.000	54.16	-2.19	74.0	19.84	Peak	244.00	150	Vertical	Pass
2**	5000.000	50.80	-2.19	54.0	3.20	AV	244.00	150	Vertical	Pass
3	5803.250	97.35	-1.53	--	--	Peak	48.00	100	Vertical	N/A
3**	5803.250	89.58	-1.53	--	--	AV	48.00	100	Vertical	N/A
4	7343.750	53.57	1.35	74.0	20.43	Peak	244.00	200	Vertical	Pass
4**	7343.750	43.74	1.35	54.0	10.26	AV	244.00	200	Vertical	Pass
5	10719.375	51.47	-2.13	74.0	22.53	Peak	162.00	100	Vertical	Pass
5**	10719.375	42.63	-2.13	54.0	11.37	AV	162.00	100	Vertical	Pass
6	15734.362	52.27	0.16	74.0	21.73	Peak	126.00	200	Vertical	Pass
6**	15734.362	42.82	0.16	54.0	11.18	AV	126.00	200	Vertical	Pass

11ac80, U-NII-3, 1 GHz to 18 GHz, Middle Channel, ANT H

No.	Frequency (MHz)	Results (dBuV/m)	Factor (dB)	Limit (dBuV/m)	Margin (dB)	Detector	Table (Degree)	Height (cm)	Antenna	Verdict
1	1554.600	45.45	-16.94	74.0	28.55	Peak	296.00	300	Horizontal	Pass
1**	1554.600	37.66	-16.94	54.0	16.34	AV	296.00	300	Horizontal	Pass
2	4319.000	48.13	-3.97	74.0	25.87	Peak	50.00	300	Horizontal	Pass
2**	4319.000	38.55	-3.97	54.0	15.45	AV	50.00	300	Horizontal	Pass
3	5770.750	99.98	-0.79	--	--	Peak	50.00	100	Horizontal	N/A
3**	5770.750	91.59	-0.79	--	--	AV	50.00	100	Horizontal	N/A
4	7633.000	53.32	0.87	74.0	20.68	Peak	339.00	300	Horizontal	Pass
4**	7633.000	43.62	0.87	54.0	10.38	AV	339.00	300	Horizontal	Pass
5	10713.675	51.84	-2.22	74.0	22.16	Peak	242.00	100	Horizontal	Pass
5**	10713.675	41.76	-2.22	54.0	12.24	AV	242.00	100	Horizontal	Pass
6	15750.638	51.73	0.36	74.0	22.27	Peak	201.00	400	Horizontal	Pass
6**	15750.638	44.07	0.36	54.0	9.93	AV	201.00	400	Horizontal	Pass

11ac80, U-NII-3, 1 GHz to 18 GHz, Middle Channel, ANT V

No.	Frequency (MHz)	Results (dBuV/m)	Factor (dB)	Limit (dBuV/m)	Margin (dB)	Detector	Table (Degree)	Height (cm)	Antenna	Verdict
1	1535.400	48.34	-16.48	74.0	25.66	Peak	129.00	200	Vertical	Pass
1**	1535.400	40.96	-16.48	54.0	13.04	AV	129.00	200	Vertical	Pass
2	5000.000	54.16	-2.19	74.0	19.84	Peak	237.00	150	Vertical	Pass
2**	5000.000	50.72	-2.19	54.0	3.28	AV	237.00	150	Vertical	Pass
3	5805.500	93.49	-1.67	--	--	Peak	140.00	200	Vertical	N/A
3**	5805.500	84.22	-1.67	--	--	AV	140.00	200	Vertical	N/A
4	7347.750	53.30	1.21	74.0	20.70	Peak	166.00	400	Vertical	Pass
4**	7347.750	45.23	1.21	54.0	8.77	AV	166.00	400	Vertical	Pass
5	11138.562	51.42	-0.96	74.0	22.58	Peak	325.00	150	Vertical	Pass
5**	11138.562	42.15	-0.96	54.0	11.85	AV	325.00	150	Vertical	Pass
6	15750.112	51.73	0.37	74.0	22.27	Peak	360.00	200	Vertical	Pass
6**	15750.112	44.04	0.37	54.0	9.96	AV	360.00	200	Vertical	Pass

11ax20 (SU), U-NII-3, 1 GHz to 18 GHz, Low Channel, ANT H

No.	Frequency (MHz)	Results (dBuV/m)	Factor (dB)	Limit (dBuV/m)	Margin (dB)	Detector	Table (Degree)	Height (cm)	Antenna	Verdict
1	1535.200	45.49	-16.48	74.0	28.51	Peak	298.00	300	Horizontal	Pass
1**	1535.200	38.51	-16.48	54.0	15.49	AV	298.00	300	Horizontal	Pass
2	4346.500	48.25	-4.16	74.0	25.75	Peak	4.00	100	Horizontal	Pass
2**	4346.500	39.29	-4.16	54.0	14.71	AV	4.00	100	Horizontal	Pass
3	5743.750	106.77	-1.70	--	--	Peak	305.00	100	Horizontal	N/A
3**	5743.750	97.51	-1.70	--	--	AV	305.00	100	Horizontal	N/A
4	7695.750	52.97	1.39	74.0	21.03	Peak	238.00	100	Horizontal	Pass
4**	7695.750	43.07	1.39	54.0	10.93	AV	238.00	100	Horizontal	Pass
5	11141.650	51.56	-0.96	74.0	22.44	Peak	298.00	200	Horizontal	Pass
5**	11141.650	42.02	-0.96	54.0	11.98	AV	298.00	200	Horizontal	Pass
6	15760.874	51.71	0.08	74.0	22.29	Peak	65.00	300	Horizontal	Pass
6**	15760.874	41.83	0.08	54.0	12.17	AV	65.00	300	Horizontal	Pass

11ax20 (SU), U-NII-3, 1 GHz to 18 GHz, Low Channel, ANT V

No.	Frequency (MHz)	Results (dBuV/m)	Factor (dB)	Limit (dBuV/m)	Margin (dB)	Detector	Table (Degree)	Height (cm)	Antenna	Verdict
1	1529.900	47.87	-16.56	74.0	26.13	Peak	136.00	200	Vertical	Pass
1**	1529.900	42.73	-16.56	54.0	11.27	AV	136.00	200	Vertical	Pass
2	5000.000	54.88	-2.19	74.0	19.12	Peak	244.00	150	Vertical	Pass
2**	5000.000	50.76	-2.19	54.0	3.24	AV	244.00	150	Vertical	Pass
3	5743.000	99.14	-1.70	--	--	Peak	63.00	100	Vertical	N/A
3**	5743.000	90.18	-1.70	--	--	AV	63.00	100	Vertical	N/A
4	7507.750	53.01	1.36	74.0	20.99	Peak	347.00	100	Vertical	Pass
4**	7507.750	44.28	1.36	54.0	9.72	AV	347.00	100	Vertical	Pass
5	11169.438	51.73	-1.28	74.0	22.27	Peak	103.00	150	Vertical	Pass
5**	11169.438	41.34	-1.28	54.0	12.66	AV	103.00	150	Vertical	Pass
6	15771.375	51.56	-0.21	74.0	22.44	Peak	259.00	300	Vertical	Pass
6**	15771.375	42.84	-0.21	54.0	11.16	AV	259.00	300	Vertical	Pass

11ax20 (SU), U-NII-3, 1 GHz to 18 GHz, Middle Channel, ANT H

No.	Frequency (MHz)	Results (dBuV/m)	Factor (dB)	Limit (dBuV/m)	Margin (dB)	Detector	Table (Degree)	Height (cm)	Antenna	Verdict
1	1554.000	45.38	-16.91	74.0	28.62	Peak	298.00	300	Horizontal	Pass
1**	1554.000	38.05	-16.91	54.0	15.95	AV	298.00	300	Horizontal	Pass
2	4363.500	47.93	-4.00	74.0	26.07	Peak	79.00	300	Horizontal	Pass
2**	4363.500	38.65	-4.00	54.0	15.35	AV	79.00	300	Horizontal	Pass
3	5787.250	105.80	-1.72	--	--	Peak	52.00	200	Horizontal	N/A
3**	5787.250	96.65	-1.72	--	--	AV	52.00	200	Horizontal	N/A
4	7377.750	53.25	0.42	74.0	20.75	Peak	79.00	400	Horizontal	Pass
4**	7377.750	43.73	0.42	54.0	10.27	AV	79.00	400	Horizontal	Pass
5	11138.800	51.53	-0.96	74.0	22.47	Peak	269.00	150	Horizontal	Pass
5**	11138.800	42.63	-0.96	54.0	11.37	AV	269.00	150	Horizontal	Pass
6	16099.500	51.45	0.13	74.0	22.55	Peak	106.00	300	Horizontal	Pass
6**	16099.500	41.95	0.13	54.0	12.05	AV	106.00	300	Horizontal	Pass

11ax20 (SU), U-NII-3, 1 GHz to 18 GHz, Middle Channel, ANT V

No.	Frequency (MHz)	Results (dBuV/m)	Factor (dB)	Limit (dBuV/m)	Margin (dB)	Detector	Table (Degree)	Height (cm)	Antenna	Verdict
1	1530.000	47.84	-16.55	74.0	26.16	Peak	129.00	200	Vertical	Pass
1**	1530.000	43.30	-16.55	54.0	10.70	AV	129.00	200	Vertical	Pass
2	5000.250	54.65	-2.19	74.0	19.35	Peak	247.00	150	Vertical	Pass
2**	5000.250	51.00	-2.19	54.0	3.00	AV	247.00	150	Vertical	Pass
3	5786.500	100.87	-1.69	--	--	Peak	79.00	150	Vertical	N/A
3**	5786.500	91.57	-1.69	--	--	AV	79.00	150	Vertical	N/A
4	7514.500	53.16	1.93	74.0	20.84	Peak	360.00	200	Vertical	Pass
4**	7514.500	44.54	1.93	54.0	9.46	AV	360.00	200	Vertical	Pass
5	11181.312	51.34	-1.48	74.0	22.66	Peak	133.00	200	Vertical	Pass
5**	11181.312	42.29	-1.48	54.0	11.71	AV	133.00	200	Vertical	Pass
6	15740.925	51.61	0.25	74.0	22.39	Peak	160.00	200	Vertical	Pass
6**	15740.925	42.96	0.25	54.0	11.04	AV	160.00	200	Vertical	Pass

11ax20 (SU), U-NII-3, 1 GHz to 18 GHz, High Channel, ANT H

No.	Frequency (MHz)	Results (dBuV/m)	Factor (dB)	Limit (dBuV/m)	Margin (dB)	Detector	Table (Degree)	Height (cm)	Antenna	Verdict
1	1530.000	45.49	-16.55	74.0	28.51	Peak	299.00	300	Horizontal	Pass
1**	1530.000	39.61	-16.55	54.0	14.39	AV	299.00	300	Horizontal	Pass
2	4161.500	48.14	-4.94	74.0	25.86	Peak	4.00	400	Horizontal	Pass
2**	4161.500	37.97	-4.94	54.0	16.03	AV	4.00	400	Horizontal	Pass
3	5824.250	106.24	-1.77	--	--	Peak	52.00	200	Horizontal	N/A
3**	5824.250	96.39	-1.77	--	--	AV	52.00	200	Horizontal	N/A
4	7712.000	53.73	1.93	74.0	20.27	Peak	300.00	150	Horizontal	Pass
4**	7712.000	43.39	1.93	54.0	10.61	AV	300.00	150	Horizontal	Pass
5	10832.187	51.24	-2.25	74.0	22.76	Peak	20.00	200	Horizontal	Pass
5**	10832.187	41.33	-2.25	54.0	12.67	AV	20.00	200	Horizontal	Pass
6	15747.225	52.21	0.34	74.0	21.79	Peak	325.00	400	Horizontal	Pass
6**	15747.225	42.92	0.34	54.0	11.08	AV	325.00	400	Horizontal	Pass

11ax20 (SU), U-NII-3, 1 GHz to 18 GHz, High Channel, ANT V

No.	Frequency (MHz)	Results (dBuV/m)	Factor (dB)	Limit (dBuV/m)	Margin (dB)	Detector	Table (Degree)	Height (cm)	Antenna	Verdict
1	1536.100	47.92	-16.50	74.0	26.08	Peak	131.00	400	Vertical	Pass
1**	1536.100	40.63	-16.50	54.0	13.37	AV	131.00	400	Vertical	Pass
2	4999.750	54.80	-2.19	74.0	19.20	Peak	240.00	150	Vertical	Pass
2**	4999.750	50.31	-2.19	54.0	3.69	AV	240.00	150	Vertical	Pass
3	5819.750	100.03	-1.49	--	--	Peak	12.00	200	Vertical	N/A
3**	5819.750	90.88	-1.49	--	--	AV	12.00	200	Vertical	N/A
4	7640.000	53.43	0.74	74.0	20.57	Peak	172.00	200	Vertical	Pass
4**	7640.000	43.67	0.74	54.0	10.33	AV	172.00	200	Vertical	Pass
5	11128.588	51.42	-0.97	74.0	22.58	Peak	4.00	200	Vertical	Pass
5**	11128.588	42.30	-0.97	54.0	11.70	AV	4.00	200	Vertical	Pass
6	15776.625	52.08	-0.35	74.0	21.92	Peak	159.00	400	Vertical	Pass
6**	15776.625	42.29	-0.35	54.0	11.71	AV	159.00	400	Vertical	Pass

11ax40 (SU), U-NII-3, 1 GHz to 18 GHz, Low Channel, ANT H

No.	Frequency (MHz)	Results (dBuV/m)	Factor (dB)	Limit (dBuV/m)	Margin (dB)	Detector	Table (Degree)	Height (cm)	Antenna	Verdict
1	1553.800	45.25	-16.90	74.0	28.75	Peak	298.00	100	Horizontal	Pass
1**	1553.800	37.49	-16.90	54.0	16.51	AV	298.00	100	Horizontal	Pass
2	4287.250	48.48	-4.25	74.0	25.52	Peak	360.00	400	Horizontal	Pass
2**	4287.250	38.55	-4.25	54.0	15.45	AV	360.00	400	Horizontal	Pass
3	5745.250	103.60	-1.59	--	--	Peak	43.00	100	Horizontal	N/A
3**	5745.250	94.63	-1.59	--	--	AV	43.00	100	Horizontal	N/A
4	7559.000	53.12	1.11	74.0	20.88	Peak	0.00	150	Horizontal	Pass
4**	7559.000	43.42	1.11	54.0	10.58	AV	0.00	150	Horizontal	Pass
5	10972.550	51.04	-2.09	74.0	22.96	Peak	178.00	150	Horizontal	Pass
5**	10972.550	41.91	-2.09	54.0	12.09	AV	178.00	150	Horizontal	Pass
6	15774.788	51.92	-0.30	74.0	22.08	Peak	203.00	100	Horizontal	Pass
6**	15774.788	42.48	-0.30	54.0	11.52	AV	203.00	100	Horizontal	Pass

11ax40 (SU), U-NII-3, 1 GHz to 18 GHz, Low Channel, ANT V

No.	Frequency (MHz)	Results (dBuV/m)	Factor (dB)	Limit (dBuV/m)	Margin (dB)	Detector	Table (Degree)	Height (cm)	Antenna	Verdict
1	1530.000	48.27	-16.55	74.0	25.73	Peak	126.00	200	Vertical	Pass
1**	1530.000	43.25	-16.55	54.0	10.75	AV	126.00	200	Vertical	Pass
2	5000.000	54.86	-2.19	74.0	19.14	Peak	238.00	150	Vertical	Pass
2**	5000.000	50.64	-2.19	54.0	3.36	AV	238.00	150	Vertical	Pass
3	5763.250	96.46	-0.96	--	--	Peak	50.00	150	Vertical	N/A
3**	5763.250	88.28	-0.96	--	--	AV	50.00	150	Vertical	N/A
4	7350.000	53.62	0.94	74.0	20.38	Peak	211.00	200	Vertical	Pass
4**	7350.000	43.68	0.94	54.0	10.32	AV	211.00	200	Vertical	Pass
5	11179.412	51.25	-1.45	74.0	22.75	Peak	65.00	100	Vertical	Pass
5**	11179.412	42.13	-1.45	54.0	11.87	AV	65.00	100	Vertical	Pass
6	15749.850	51.71	0.37	74.0	22.29	Peak	312.00	100	Vertical	Pass
6**	15749.850	44.16	0.37	54.0	9.84	AV	312.00	100	Vertical	Pass

11ax40 (SU), U-NII-3, 1 GHz to 18 GHz, High Channel, ANT H

No.	Frequency (MHz)	Results (dBuV/m)	Factor (dB)	Limit (dBuV/m)	Margin (dB)	Detector	Table (Degree)	Height (cm)	Antenna	Verdict
1	1554.400	45.02	-16.93	74.0	28.98	Peak	294.00	200	Horizontal	Pass
1**	1554.400	38.31	-16.93	54.0	15.69	AV	294.00	200	Horizontal	Pass
2	4304.750	48.75	-4.00	74.0	25.25	Peak	41.00	100	Horizontal	Pass
2**	4304.750	38.88	-4.00	54.0	15.12	AV	41.00	100	Horizontal	Pass
3	5800.250	103.69	-1.80	--	--	Peak	329.00	200	Horizontal	N/A
3**	5800.250	93.52	-1.80	--	--	AV	329.00	200	Horizontal	N/A
4	7484.250	53.26	1.47	74.0	20.74	Peak	228.00	200	Horizontal	Pass
4**	7484.250	44.00	1.47	54.0	10.00	AV	228.00	200	Horizontal	Pass
5	11132.387	51.66	-0.97	74.0	22.34	Peak	0.00	150	Horizontal	Pass
5**	11132.387	43.33	-0.97	54.0	10.67	AV	0.00	150	Horizontal	Pass
6	15743.287	52.00	0.28	74.0	22.00	Peak	77.00	200	Horizontal	Pass
6**	15743.287	42.87	0.28	54.0	11.13	AV	77.00	200	Horizontal	Pass

11ax40 (SU), U-NII-3, 1 GHz to 18 GHz, High Channel, ANT V

No.	Frequency (MHz)	Results (dBuV/m)	Factor (dB)	Limit (dBuV/m)	Margin (dB)	Detector	Table (Degree)	Height (cm)	Antenna	Verdict
1	1530.000	48.40	-16.55	74.0	25.60	Peak	129.00	200	Vertical	Pass
1**	1530.000	43.24	-16.55	54.0	10.76	AV	129.00	200	Vertical	Pass
2	5000.000	54.45	-2.19	74.0	19.55	Peak	242.00	150	Vertical	Pass
2**	5000.000	50.64	-2.19	54.0	3.36	AV	242.00	150	Vertical	Pass
3	5803.750	97.72	-1.54	--	--	Peak	149.00	200	Vertical	Pass
3**	5803.750	88.51	-1.54	--	--	AV	149.00	200	Vertical	N/A
4	7315.000	53.46	0.57	74.0	20.54	Peak	278.00	100	Vertical	Pass
4**	7315.000	43.15	0.57	54.0	10.85	AV	278.00	100	Vertical	Pass
5	11116.474	51.57	-0.99	74.0	22.43	Peak	205.00	150	Vertical	Pass
5**	11116.474	42.17	-0.99	54.0	11.83	AV	205.00	150	Vertical	Pass
6	15854.850	51.58	-0.70	74.0	22.42	Peak	92.00	400	Vertical	Pass
6**	15854.850	40.78	-0.70	54.0	13.22	AV	92.00	400	Vertical	Pass

11ax80 (SU), U-NII-3, 1 GHz to 18 GHz, Middle Channel, ANT H

No.	Frequency (MHz)	Results (dBuV/m)	Factor (dB)	Limit (dBuV/m)	Margin (dB)	Detector	Table (Degree)	Height (cm)	Antenna	Verdict
1	1554.600	45.68	-16.94	74.0	28.32	Peak	289.00	300	Horizontal	Pass
1**	1554.600	37.80	-16.94	54.0	16.20	AV	289.00	300	Horizontal	Pass
2	4325.000	47.75	-4.31	74.0	26.25	Peak	296.00	300	Horizontal	Pass
2**	4325.000	39.13	-4.31	54.0	14.87	AV	296.00	300	Horizontal	Pass
3	5769.750	100.03	-0.75	--	--	Peak	334.00	200	Horizontal	N/A
3**	5769.750	90.40	-0.75	--	--	AV	334.00	200	Horizontal	N/A
4	7512.750	53.72	1.76	74.0	20.28	Peak	296.00	100	Horizontal	Pass
4**	7512.750	44.21	1.76	54.0	9.79	AV	296.00	100	Horizontal	Pass
5	11177.275	52.41	-1.41	74.0	21.59	Peak	310.00	100	Horizontal	Pass
5**	11177.275	42.44	-1.41	54.0	11.56	AV	310.00	100	Horizontal	Pass
6	15748.537	51.51	0.35	74.0	22.49	Peak	330.00	400	Horizontal	Pass
6**	15748.537	42.89	0.35	54.0	11.11	AV	330.00	400	Horizontal	Pass

11ax80 (SU), U-NII-3, 1 GHz to 18 GHz, Middle Channel, ANT V

No.	Frequency (MHz)	Results (dBuV/m)	Factor (dB)	Limit (dBuV/m)	Margin (dB)	Detector	Table (Degree)	Height (cm)	Antenna	Verdict
1	1529.700	48.13	-16.59	74.0	25.87	Peak	130.00	200	Vertical	Pass
1**	1529.700	41.63	-16.59	54.0	12.37	AV	130.00	200	Vertical	Pass
2	5000.000	54.86	-2.19	74.0	19.14	Peak	242.00	150	Vertical	Pass
2**	5000.000	50.81	-2.19	54.0	3.19	AV	242.00	150	Vertical	Pass
3	5791.750	95.53	-1.74	--	--	Peak	53.00	100	Vertical	N/A
3**	5791.750	83.87	-1.74	--	--	AV	53.00	100	Vertical	N/A
4	7509.250	53.61	1.67	74.0	20.39	Peak	99.00	100	Vertical	Pass
4**	7509.250	44.98	1.67	54.0	9.02	AV	99.00	100	Vertical	Pass
5	11110.300	51.58	-1.00	74.0	22.42	Peak	132.00	150	Vertical	Pass
5**	11110.300	41.14	-1.00	54.0	12.86	AV	132.00	150	Vertical	Pass
6	15744.862	51.99	0.30	74.0	22.01	Peak	320.00	150	Vertical	Pass
6**	15744.862	43.45	0.30	54.0	10.55	AV	320.00	150	Vertical	Pass

Aux. Antenna

11a, U-NII-1, 1 GHz to 18 GHz, Low Channel, ANT H

No.	Frequency (MHz)	Results (dBuV/m)	Factor (dB)	Limit (dBuV/m)	Margin (dB)	Detector	Table (Degree)	Height (cm)	Antenna	Verdict
1	1605.000	48.99	-16.48	74.0	25.01	Peak	224.00	400	Horizontal	Pass
1**	1605.000	43.49	-16.48	54.0	10.51	AV	224.00	400	Horizontal	Pass
2	4324.750	48.23	-4.29	74.0	25.77	Peak	310.00	300	Horizontal	Pass
2**	4324.750	39.53	-4.29	54.0	14.47	AV	310.00	300	Horizontal	Pass
3	5174.250	109.88	-1.27	--	--	Peak	42.00	100	Horizontal	N/A
3**	5174.250	102.99	-1.27	--	--	AV	42.00	100	Horizontal	N/A
4	7465.250	53.72	1.44	74.0	20.28	Peak	134.00	300	Horizontal	Pass
4**	7465.250	42.84	1.44	54.0	11.16	AV	134.00	300	Horizontal	Pass
5	11132.387	51.79	-0.97	74.0	22.21	Peak	211.00	150	Horizontal	Pass
5**	11132.387	42.06	-0.97	54.0	11.94	AV	211.00	150	Horizontal	Pass
6	15747.488	51.67	0.34	74.0	22.33	Peak	314.00	400	Horizontal	Pass
6**	15747.488	43.27	0.34	54.0	10.73	AV	314.00	400	Horizontal	Pass

11a, U-NII-1, 1 GHz to 18 GHz, Low Channel, ANT V

No.	Frequency (MHz)	Results (dBuV/m)	Factor (dB)	Limit (dBuV/m)	Margin (dB)	Detector	Table (Degree)	Height (cm)	Antenna	Verdict
1	1605.100	48.65	-16.49	74.0	25.35	Peak	27.00	150	Vertical	Pass
1**	1605.100	42.75	-16.49	54.0	11.25	AV	27.00	150	Vertical	Pass
2	5000.000	55.81	-2.19	74.0	18.19	Peak	231.00	150	Vertical	Pass
2**	5000.000	50.82	-2.19	54.0	3.18	AV	231.00	150	Vertical	Pass
3	5183.750	107.11	-1.28	--	--	Peak	51.00	200	Vertical	N/A
3**	5183.750	100.80	-1.28	--	--	AV	51.00	200	Vertical	N/A
4	7657.000	53.41	1.11	74.0	20.59	Peak	159.00	400	Vertical	Pass
4**	7657.000	44.27	1.11	54.0	9.73	AV	159.00	400	Vertical	Pass
5	11191.050	51.95	-1.65	74.0	22.05	Peak	72.00	150	Vertical	Pass
5**	11191.050	41.78	-1.65	54.0	12.22	AV	72.00	150	Vertical	Pass
6	15757.725	52.03	0.16	74.0	21.97	Peak	232.00	400	Vertical	Pass
6**	15757.725	42.94	0.16	54.0	11.06	AV	232.00	400	Vertical	Pass

11a, U-NII-1, 1 GHz to 18 GHz, Middle Channel, ANT H

No.	Frequency (MHz)	Results (dBuV/m)	Factor (dB)	Limit (dBuV/m)	Margin (dB)	Detector	Table (Degree)	Height (cm)	Antenna	Verdict
1	1605.000	49.54	-16.48	74.0	24.46	Peak	218.00	400	Horizontal	Pass
1**	1605.000	43.63	-16.48	54.0	10.37	AV	218.00	400	Horizontal	Pass
2	4086.500	48.49	-4.57	74.0	25.51	Peak	141.00	200	Horizontal	Pass
2**	4086.500	38.23	-4.57	54.0	15.77	AV	141.00	200	Horizontal	Pass
3	5216.000	109.68	-1.97	--	--	Peak	283.00	200	Horizontal	N/A
3**	5216.000	101.46	-1.97	--	--	AV	283.00	200	Horizontal	N/A
4	7471.750	53.66	1.89	74.0	20.34	Peak	23.00	300	Horizontal	Pass
4**	7471.750	43.78	1.89	54.0	10.22	AV	23.00	300	Horizontal	Pass
5	10742.175	51.68	-1.77	74.0	22.32	Peak	135.00	100	Horizontal	Pass
5**	10742.175	42.31	-1.77	54.0	11.69	AV	135.00	100	Horizontal	Pass
6	15736.724	51.98	0.19	74.0	22.02	Peak	360.00	300	Horizontal	Pass
6**	15736.724	43.40	0.19	54.0	10.60	AV	360.00	300	Horizontal	Pass

11a, U-NII-1, 1 GHz to 18 GHz, Middle Channel, ANT V

No.	Frequency (MHz)	Results (dBuV/m)	Factor (dB)	Limit (dBuV/m)	Margin (dB)	Detector	Table (Degree)	Height (cm)	Antenna	Verdict
1	1624.700	48.68	-16.98	74.0	25.32	Peak	346.00	300	Vertical	Pass
1**	1624.700	41.19	-16.98	54.0	12.81	AV	346.00	300	Vertical	Pass
2	4999.750	55.78	-2.19	74.0	18.22	Peak	225.00	150	Vertical	Pass
2**	4999.750	50.77	-2.19	54.0	3.23	AV	225.00	150	Vertical	Pass
3	5225.500	105.79	-2.02	--	--	Peak	55.00	200	Vertical	N/A
3**	5225.500	98.07	-2.02	--	--	AV	55.00	200	Vertical	N/A
4	7361.500	53.23	0.57	74.0	20.77	Peak	217.00	100	Vertical	Pass
4**	7361.500	43.80	0.57	54.0	10.20	AV	217.00	100	Vertical	Pass
5	11123.838	51.56	-0.98	74.0	22.44	Peak	85.00	100	Vertical	Pass
5**	11123.838	41.95	-0.98	54.0	12.05	AV	85.00	100	Vertical	Pass
6	15744.075	52.22	0.29	74.0	21.78	Peak	159.00	400	Vertical	Pass
6**	15744.075	43.10	0.29	54.0	10.90	AV	159.00	400	Vertical	Pass

11a, U-NII-1, 1 GHz to 18 GHz, High Channel, ANT H

No.	Frequency (MHz)	Results (dBuV/m)	Factor (dB)	Limit (dBuV/m)	Margin (dB)	Detector	Table (Degree)	Height (cm)	Antenna	Verdict
1	1605.000	49.80	-16.48	74.0	24.20	Peak	224.00	300	Horizontal	Pass
1**	1605.000	43.98	-16.48	54.0	10.02	AV	224.00	300	Horizontal	Pass
2	4328.000	48.25	-4.42	74.0	25.75	Peak	283.00	300	Horizontal	Pass
2**	4328.000	38.64	-4.42	54.0	15.36	AV	283.00	300	Horizontal	Pass
3	5235.250	108.53	-1.77	--	--	Peak	44.00	100	Horizontal	N/A
3**	5235.250	99.49	-1.77	--	--	AV	44.00	100	Horizontal	N/A
4	7506.500	53.36	1.14	74.0	20.64	Peak	149.00	400	Horizontal	Pass
4**	7506.500	44.19	1.14	54.0	9.81	AV	149.00	400	Horizontal	Pass
5	11133.100	51.37	-0.97	74.0	22.63	Peak	36.00	150	Horizontal	Pass
5**	11133.100	42.41	-0.97	54.0	11.59	AV	36.00	150	Horizontal	Pass
6	15755.362	51.74	0.23	74.0	22.26	Peak	198.00	300	Horizontal	Pass
6**	15755.362	42.70	0.23	54.0	11.30	AV	198.00	300	Horizontal	Pass

11a, U-NII-1, 1 GHz to 18 GHz, High Channel, ANT V

No.	Frequency (MHz)	Results (dBuV/m)	Factor (dB)	Limit (dBuV/m)	Margin (dB)	Detector	Table (Degree)	Height (cm)	Antenna	Verdict
1	1626.300	49.49	-16.87	74.0	24.51	Peak	349.00	400	Vertical	Pass
1**	1626.300	43.89	-16.87	54.0	10.11	AV	349.00	400	Vertical	Pass
2	5000.000	55.90	-2.19	74.0	18.10	Peak	229.00	150	Vertical	Pass
2**	5000.000	51.00	-2.19	54.0	3.00	AV	229.00	150	Vertical	Pass
3	5236.250	106.23	-1.81	--	--	Peak	15.00	150	Vertical	N/A
3**	5236.250	97.82	-1.81	--	--	AV	15.00	150	Vertical	N/A
4	7535.000	53.15	2.29	74.0	20.85	Peak	251.00	150	Vertical	Pass
4**	7535.000	44.26	2.29	54.0	9.74	AV	251.00	150	Vertical	Pass
5	11142.600	51.73	-0.96	74.0	22.27	Peak	21.00	100	Vertical	Pass
5**	11142.600	42.23	-0.96	54.0	11.77	AV	21.00	100	Vertical	Pass
6	15732.263	52.31	0.13	74.0	21.69	Peak	23.00	400	Vertical	Pass
6**	15732.263	43.55	0.13	54.0	10.45	AV	23.00	400	Vertical	Pass

11n20, U-NII-1, 1 GHz to 18 GHz, Low Channel, ANT H

No.	Frequency (MHz)	Results (dBuV/m)	Factor (dB)	Limit (dBuV/m)	Margin (dB)	Detector	Table (Degree)	Height (cm)	Antenna	Verdict
1	1605.300	48.98	-16.50	74.0	25.02	Peak	220.00	100	Horizontal	Pass
1**	1605.300	43.98	-16.50	54.0	10.02	AV	220.00	100	Horizontal	Pass
2	4342.500	48.30	-4.06	74.0	25.70	Peak	212.00	400	Horizontal	Pass
2**	4342.500	39.57	-4.06	54.0	14.43	AV	212.00	400	Horizontal	Pass
3	5184.500	109.83	-1.42	--	--	Peak	47.00	100	Horizontal	N/A
3**	5184.500	102.08	-1.42	--	--	AV	47.00	100	Horizontal	N/A
4	7530.250	53.58	2.00	74.0	20.42	Peak	275.00	400	Horizontal	Pass
4**	7530.250	43.91	2.00	54.0	10.09	AV	275.00	400	Horizontal	Pass
5	10722.463	51.40	-2.08	74.0	22.60	Peak	289.00	100	Horizontal	Pass
5**	10722.463	42.22	-2.08	54.0	11.78	AV	289.00	100	Horizontal	Pass
6	15762.187	51.93	0.04	74.0	22.07	Peak	205.00	150	Horizontal	Pass
6**	15762.187	42.24	0.04	54.0	11.76	AV	205.00	150	Horizontal	Pass

11n20, U-NII-1, 1 GHz to 18 GHz, Low Channel, ANT V

No.	Frequency (MHz)	Results (dBuV/m)	Factor (dB)	Limit (dBuV/m)	Margin (dB)	Detector	Table (Degree)	Height (cm)	Antenna	Verdict
1	1625.600	48.62	-16.87	74.0	25.38	Peak	344.00	400	Vertical	Pass
1**	1625.600	41.33	-16.87	54.0	12.67	AV	344.00	400	Vertical	Pass
2	5000.000	55.78	-2.19	74.0	18.22	Peak	231.00	150	Vertical	Pass
2**	5000.000	50.80	-2.19	54.0	3.20	AV	231.00	150	Vertical	Pass
3	5184.000	106.77	-1.33	--	--	Peak	51.00	200	Vertical	N/A
3**	5184.000	98.45	-1.33	--	--	AV	51.00	200	Vertical	N/A
4	7475.250	53.06	1.99	74.0	20.94	Peak	304.00	400	Vertical	Pass
4**	7475.250	43.64	1.99	54.0	10.36	AV	304.00	400	Vertical	Pass
5	11125.262	52.27	-0.98	74.0	21.73	Peak	262.00	200	Vertical	Pass
5**	11125.262	42.14	-0.98	54.0	11.86	AV	262.00	200	Vertical	Pass
6	16104.750	51.72	0.05	74.0	22.28	Peak	339.00	300	Vertical	Pass
6**	16104.750	41.99	0.05	54.0	12.01	AV	339.00	300	Vertical	Pass

11n20, U-NII-1, 1 GHz to 18 GHz, Middle Channel, ANT H

No.	Frequency (MHz)	Results (dBuV/m)	Factor (dB)	Limit (dBuV/m)	Margin (dB)	Detector	Table (Degree)	Height (cm)	Antenna	Verdict
1	1604.900	49.22	-16.48	74.0	24.78	Peak	224.00	400	Horizontal	Pass
1**	1604.900	43.50	-16.48	54.0	10.50	AV	224.00	400	Horizontal	Pass
2	4395.000	48.64	-4.04	74.0	25.36	Peak	12.00	200	Horizontal	Pass
2**	4395.000	39.49	-4.04	54.0	14.51	AV	12.00	200	Horizontal	Pass
3	5216.500	109.68	-1.99	--	--	Peak	39.00	200	Horizontal	N/A
3**	5216.500	102.99	-1.99	--	--	AV	39.00	200	Horizontal	N/A
4	7533.500	52.96	2.26	74.0	21.04	Peak	214.00	100	Horizontal	Pass
4**	7533.500	44.90	2.26	54.0	9.10	AV	214.00	100	Horizontal	Pass
5	11178.700	51.58	-1.44	74.0	22.42	Peak	328.00	150	Horizontal	Pass
5**	11178.700	42.26	-1.44	54.0	11.74	AV	328.00	150	Horizontal	Pass
6	15756.675	52.23	0.19	74.0	21.77	Peak	37.00	100	Horizontal	Pass
6**	15756.675	43.04	0.19	54.0	10.96	AV	37.00	100	Horizontal	Pass

11n20, U-NII-1, 1 GHz to 18 GHz, Middle Channel, ANT V

No.	Frequency (MHz)	Results (dBuV/m)	Factor (dB)	Limit (dBuV/m)	Margin (dB)	Detector	Table (Degree)	Height (cm)	Antenna	Verdict
1	1625.100	49.00	-16.93	74.0	25.00	Peak	349.00	200	Vertical	Pass
1**	1625.100	40.87	-16.93	54.0	13.13	AV	349.00	200	Vertical	Pass
2	5000.000	55.49	-2.19	74.0	18.51	Peak	229.00	150	Vertical	Pass
2**	5000.000	51.00	-2.19	54.0	3.00	AV	229.00	150	Vertical	Pass
3	5226.250	104.67	-2.05	--	--	Peak	49.00	100	Vertical	N/A
3**	5226.250	96.81	-2.05	--	--	AV	49.00	100	Vertical	N/A
4	7490.250	53.81	1.28	74.0	20.19	Peak	215.00	150	Vertical	Pass
4**	7490.250	44.10	1.28	54.0	9.90	AV	215.00	150	Vertical	Pass
5	11139.276	51.14	-0.96	74.0	22.86	Peak	179.00	150	Vertical	Pass
5**	11139.276	42.22	-0.96	54.0	11.78	AV	179.00	150	Vertical	Pass
6	15740.401	52.48	0.24	74.0	21.52	Peak	146.00	300	Vertical	Pass
6**	15740.401	42.79	0.24	54.0	11.21	AV	146.00	300	Vertical	Pass

11n20, U-NII-1, 1 GHz to 18 GHz, High Channel, ANT H

No.	Frequency (MHz)	Results (dBuV/m)	Factor (dB)	Limit (dBuV/m)	Margin (dB)	Detector	Table (Degree)	Height (cm)	Antenna	Verdict
1	1605.000	49.33	-16.48	74.0	24.67	Peak	224.00	200	Horizontal	Pass
1**	1605.000	43.46	-16.48	54.0	10.54	AV	224.00	200	Horizontal	Pass
2	4266.500	47.98	-3.63	74.0	26.02	Peak	44.00	150	Horizontal	Pass
2**	4266.500	38.79	-3.63	54.0	15.21	AV	44.00	150	Horizontal	Pass
3	5238.000	109.27	-1.80	--	--	Peak	256.00	150	Horizontal	N/A
3**	5238.000	102.30	-1.80	--	--	AV	256.00	150	Horizontal	N/A
4	7347.250	53.85	1.24	74.0	20.15	Peak	61.00	100	Horizontal	Pass
4**	7347.250	44.17	1.24	54.0	9.83	AV	61.00	100	Horizontal	Pass
5	10824.112	51.21	-2.45	74.0	22.79	Peak	335.00	150	Horizontal	Pass
5**	10824.112	42.25	-2.45	54.0	11.75	AV	335.00	150	Horizontal	Pass
6	15741.450	51.99	0.26	74.0	22.01	Peak	195.00	200	Horizontal	Pass
6**	15741.450	43.90	0.26	54.0	10.10	AV	195.00	200	Horizontal	Pass

11n20, U-NII-1, 1 GHz to 18 GHz, High Channel, ANT V

No.	Frequency (MHz)	Results (dBuV/m)	Factor (dB)	Limit (dBuV/m)	Margin (dB)	Detector	Table (Degree)	Height (cm)	Antenna	Verdict
1	1626.500	48.57	-16.87	74.0	25.43	Peak	346.00	300	Vertical	Pass
1**	1626.500	43.79	-16.87	54.0	10.21	AV	346.00	300	Vertical	Pass
2	5000.000	55.47	-2.19	74.0	18.53	Peak	222.00	150	Vertical	Pass
2**	5000.000	50.81	-2.19	54.0	3.19	AV	222.00	150	Vertical	Pass
3	5238.000	104.12	-1.80	--	--	Peak	42.00	150	Vertical	N/A
3**	5238.000	96.17	-1.80	--	--	AV	42.00	150	Vertical	N/A
4	7343.250	53.71	1.31	74.0	20.29	Peak	42.00	300	Vertical	Pass
4**	7343.250	43.69	1.31	54.0	10.31	AV	42.00	300	Vertical	Pass
5	11130.488	52.19	-0.97	74.0	21.81	Peak	165.00	200	Vertical	Pass
5**	11130.488	43.49	-0.97	54.0	10.51	AV	165.00	200	Vertical	Pass
6	15750.375	52.01	0.36	74.0	21.99	Peak	351.00	100	Vertical	Pass
6**	15750.375	43.04	0.36	54.0	10.96	AV	351.00	100	Vertical	Pass

11n40, U-NII-1, 1 GHz to 18 GHz, Low Channel, ANT H

No.	Frequency (MHz)	Results (dBuV/m)	Factor (dB)	Limit (dBuV/m)	Margin (dB)	Detector	Table (Degree)	Height (cm)	Antenna	Verdict
1	1605.000	49.07	-16.48	74.0	24.93	Peak	222.00	400	Horizontal	Pass
1**	1605.000	43.10	-16.48	54.0	10.90	AV	222.00	400	Horizontal	Pass
2	4387.000	48.05	-4.18	74.0	25.95	Peak	307.00	400	Horizontal	Pass
2**	4387.000	38.66	-4.18	54.0	15.34	AV	307.00	400	Horizontal	Pass
3	5177.500	108.19	-1.18	--	--	Peak	43.00	150	Horizontal	N/A
3**	5177.500	100.09	-1.18	--	--	AV	43.00	150	Horizontal	N/A
4	7509.500	53.57	1.72	74.0	20.43	Peak	171.00	200	Horizontal	Pass
4**	7509.500	44.25	1.72	54.0	9.75	AV	171.00	200	Horizontal	Pass
5	11116.474	51.98	-0.99	74.0	22.02	Peak	360.00	150	Horizontal	Pass
5**	11116.474	42.36	-0.99	54.0	11.64	AV	360.00	150	Horizontal	Pass
6	15738.299	52.25	0.21	74.0	21.75	Peak	147.00	100	Horizontal	Pass
6**	15738.299	42.65	0.21	54.0	11.35	AV	147.00	100	Horizontal	Pass

11n40, U-NII-1, 1 GHz to 18 GHz, Low Channel, ANT V

No.	Frequency (MHz)	Results (dBuV/m)	Factor (dB)	Limit (dBuV/m)	Margin (dB)	Detector	Table (Degree)	Height (cm)	Antenna	Verdict
1	1625.500	48.62	-16.88	74.0	25.38	Peak	348.00	200	Vertical	Pass
1**	1625.500	41.62	-16.88	54.0	12.38	AV	348.00	200	Vertical	Pass
2	5000.000	54.95	-2.19	74.0	19.05	Peak	231.00	150	Vertical	Pass
2**	5000.000	50.74	-2.19	54.0	3.26	AV	231.00	150	Vertical	Pass
3	5183.000	103.52	-1.15	--	--	Peak	52.00	200	Vertical	N/A
3**	5183.000	96.77	-1.15	--	--	AV	52.00	200	Vertical	N/A
4	7489.000	53.77	1.40	74.0	20.23	Peak	268.00	200	Vertical	Pass
4**	7489.000	43.60	1.40	54.0	10.40	AV	268.00	200	Vertical	Pass
5	11149.487	52.32	-0.95	74.0	21.68	Peak	350.00	100	Vertical	Pass
5**	11149.487	41.65	-0.95	54.0	12.35	AV	350.00	100	Vertical	Pass
6	15751.687	52.24	0.33	74.0	21.76	Peak	64.00	300	Vertical	Pass
6**	15751.687	43.56	0.33	54.0	10.44	AV	64.00	300	Vertical	Pass

11n40, U-NII-1, 1 GHz to 18 GHz, High Channel, ANT H

No.	Frequency (MHz)	Results (dBuV/m)	Factor (dB)	Limit (dBuV/m)	Margin (dB)	Detector	Table (Degree)	Height (cm)	Antenna	Verdict
1	1605.100	49.59	-16.49	74.0	24.41	Peak	222.00	400	Horizontal	Pass
1**	1605.100	43.65	-16.49	54.0	10.35	AV	222.00	400	Horizontal	Pass
2	4334.000	48.01	-4.24	74.0	25.99	Peak	310.00	200	Horizontal	Pass
2**	4334.000	39.26	-4.24	54.0	14.74	AV	310.00	200	Horizontal	Pass
3	5227.000	107.67	-2.08	--	--	Peak	39.00	200	Horizontal	N/A
3**	5227.000	99.92	-2.08	--	--	AV	39.00	200	Horizontal	N/A
4	7499.250	54.04	0.97	74.0	19.96	Peak	62.00	100	Horizontal	Pass
4**	7499.250	44.35	0.97	54.0	9.65	AV	62.00	100	Horizontal	Pass
5	10739.800	51.15	-1.81	74.0	22.85	Peak	104.00	150	Horizontal	Pass
5**	10739.800	41.25	-1.81	54.0	12.75	AV	104.00	150	Horizontal	Pass
6	15755.362	52.56	0.23	74.0	21.44	Peak	127.00	100	Horizontal	Pass
6**	15755.362	43.45	0.23	54.0	10.55	AV	127.00	100	Horizontal	Pass

11n40, U-NII-1, 1 GHz to 18 GHz, High Channel, ANT V

No.	Frequency (MHz)	Results (dBuV/m)	Factor (dB)	Limit (dBuV/m)	Margin (dB)	Detector	Table (Degree)	Height (cm)	Antenna	Verdict
1	1605.200	48.64	-16.49	74.0	25.36	Peak	213.00	200	Vertical	Pass
1**	1605.200	43.41	-16.49	54.0	10.59	AV	213.00	200	Vertical	Pass
2	5000.250	54.46	-2.19	74.0	19.54	Peak	231.00	150	Vertical	Pass
2**	5000.250	50.86	-2.19	54.0	3.14	AV	231.00	151	Vertical	Pass
3	5218.500	101.58	-2.01	--	--	Peak	45.00	200	Vertical	N/A
3**	5218.500	93.38	-2.01	--	--	AV	45.00	200	Vertical	N/A
4	7473.750	53.11	1.86	74.0	20.89	Peak	25.00	300	Vertical	Pass
4**	7473.750	44.56	1.86	54.0	9.44	AV	25.00	300	Vertical	Pass
5	10713.675	51.41	-2.22	74.0	22.59	Peak	162.00	100	Vertical	Pass
5**	10713.675	42.34	-2.22	54.0	11.66	AV	162.00	100	Vertical	Pass
6	15745.125	51.74	0.31	74.0	22.26	Peak	326.00	200	Vertical	Pass
6**	15745.125	43.21	0.31	54.0	10.79	AV	326.00	200	Vertical	Pass

11ac20, U-NII-1, 1 GHz to 18 GHz, Low Channel, ANT H

No.	Frequency (MHz)	Results (dBuV/m)	Factor (dB)	Limit (dBuV/m)	Margin (dB)	Detector	Table (Degree)	Height (cm)	Antenna	Verdict
1	1605.100	49.42	-16.49	74.0	24.58	Peak	224.00	300	Horizontal	Pass
1**	1605.100	44.14	-16.49	54.0	9.86	AV	224.00	300	Horizontal	Pass
2	4345.750	48.35	-4.19	74.0	25.65	Peak	292.00	100	Horizontal	Pass
2**	4345.750	38.47	-4.19	54.0	15.53	AV	292.00	100	Horizontal	Pass
3	5182.750	108.71	-1.14	--	--	Peak	39.00	200	Horizontal	N/A
3**	5182.750	102.37	-1.14	--	--	AV	39.00	200	Horizontal	N/A
4	7357.250	53.65	0.77	74.0	20.35	Peak	200.00	200	Horizontal	Pass
4**	7357.250	44.54	0.77	54.0	9.46	AV	200.00	200	Horizontal	Pass
5	11133.338	51.51	-0.97	74.0	22.49	Peak	33.00	100	Horizontal	Pass
5**	11133.338	42.64	-0.97	54.0	11.36	AV	33.00	100	Horizontal	Pass
6	15773.475	51.59	-0.27	74.0	22.41	Peak	30.00	400	Horizontal	Pass
6**	15773.475	42.38	-0.27	54.0	11.62	AV	30.00	400	Horizontal	Pass

11ac20, U-NII-1, 1 GHz to 18 GHz, Low Channel, ANT V

No.	Frequency (MHz)	Results (dBuV/m)	Factor (dB)	Limit (dBuV/m)	Margin (dB)	Detector	Table (Degree)	Height (cm)	Antenna	Verdict
1	1626.200	48.73	-16.86	74.0	25.27	Peak	346.00	300	Vertical	Pass
1**	1626.200	43.70	-16.86	54.0	10.30	AV	346.00	300	Vertical	Pass
2	5000.000	55.45	-2.19	74.0	18.55	Peak	222.00	150	Vertical	Pass
2**	5000.000	51.00	-2.19	54.0	3.00	AV	222.00	150	Vertical	Pass
3	5175.750	106.33	-1.28	--	--	Peak	54.00	100	Vertical	N/A
3**	5175.750	97.18	-1.28	--	--	AV	54.00	100	Vertical	N/A
4	7512.750	52.93	1.76	74.0	21.07	Peak	154.00	400	Vertical	Pass
4**	7512.750	44.51	1.76	54.0	9.49	AV	154.00	400	Vertical	Pass
5	10704.412	51.97	-2.37	74.0	22.03	Peak	340.00	100	Vertical	Pass
5**	10704.412	41.83	-2.37	54.0	12.17	AV	340.00	100	Vertical	Pass
6	15466.613	51.92	-0.26	74.0	22.08	Peak	205.00	200	Vertical	Pass
6**	15466.613	42.31	-0.26	54.0	11.69	AV	205.00	200	Vertical	Pass

11ac20, U-NII-1, 1 GHz to 18 GHz, Middle Channel, ANT H

No.	Frequency (MHz)	Results (dBuV/m)	Factor (dB)	Limit (dBuV/m)	Margin (dB)	Detector	Table (Degree)	Height (cm)	Antenna	Verdict
1	1605.300	49.28	-16.50	74.0	24.72	Peak	224.00	400	Horizontal	Pass
1**	1605.300	44.23	-16.50	54.0	9.77	AV	224.00	400	Horizontal	Pass
2	4306.250	48.18	-4.03	74.0	25.82	Peak	125.00	100	Horizontal	Pass
2**	4306.250	38.48	-4.03	54.0	15.52	AV	125.00	100	Horizontal	Pass
3	5224.000	108.90	-1.99	--	--	Peak	45.00	100	Horizontal	N/A
3**	5224.000	101.51	-1.99	--	--	AV	45.00	100	Horizontal	N/A
4	7512.250	53.41	1.71	74.0	20.59	Peak	108.00	100	Horizontal	Pass
4**	7512.250	44.15	1.71	54.0	9.85	AV	108.00	100	Horizontal	Pass
5	11154.237	51.72	-1.02	74.0	22.28	Peak	237.00	200	Horizontal	Pass
5**	11154.237	41.87	-1.02	54.0	12.13	AV	237.00	200	Horizontal	Pass
6	15749.588	51.72	0.37	74.0	22.28	Peak	146.00	100	Horizontal	Pass
6**	15749.588	42.91	0.37	54.0	11.09	AV	146.00	100	Horizontal	Pass

11ac20, U-NII-1, 1 GHz to 18 GHz, Middle Channel, ANT V

No.	Frequency (MHz)	Results (dBuV/m)	Factor (dB)	Limit (dBuV/m)	Margin (dB)	Detector	Table (Degree)	Height (cm)	Antenna	Verdict
1	1626.400	48.52	-16.87	74.0	25.48	Peak	351.00	100	Vertical	Pass
1**	1626.400	44.28	-16.87	54.0	9.72	AV	351.00	100	Vertical	Pass
2	5000.250	55.16	-2.19	74.0	18.84	Peak	227.00	150	Vertical	Pass
2**	5000.250	51.00	-2.19	54.0	3.00	AV	227.00	150	Vertical	Pass
3	5218.000	103.56	-2.01	--	--	Peak	50.00	200	Vertical	N/A
3**	5218.000	95.10	-2.01	--	--	AV	50.00	200	Vertical	N/A
4	7365.750	53.43	0.47	74.0	20.57	Peak	0.00	100	Vertical	Pass
4**	7365.750	43.75	0.47	54.0	10.25	AV	0.00	100	Vertical	Pass
5	11139.750	51.67	-0.96	74.0	22.33	Peak	98.00	150	Vertical	Pass
5**	11139.750	42.65	-0.96	54.0	11.35	AV	98.00	150	Vertical	Pass
6	15965.625	51.99	-0.65	74.0	22.01	Peak	118.00	400	Vertical	Pass
6**	15965.625	41.83	-0.65	54.0	12.17	AV	118.00	400	Vertical	Pass

11ac20, U-NII-1, 1 GHz to 18 GHz, High Channel, ANT H

No.	Frequency (MHz)	Results (dBuV/m)	Factor (dB)	Limit (dBuV/m)	Margin (dB)	Detector	Table (Degree)	Height (cm)	Antenna	Verdict
1	1604.900	49.28	-16.48	74.0	24.72	Peak	224.00	400	Horizontal	Pass
1**	1604.900	43.54	-16.48	54.0	10.46	AV	224.00	400	Horizontal	Pass
2	4312.750	47.93	-3.99	74.0	26.07	Peak	319.00	200	Horizontal	Pass
2**	4312.750	38.89	-3.99	54.0	15.11	AV	319.00	200	Horizontal	Pass
3	5234.500	108.99	-1.74	--	--	Peak	49.00	100	Horizontal	N/A
3**	5234.500	100.23	-1.74	--	--	AV	49.00	100	Horizontal	N/A
4	7524.500	53.77	2.18	74.0	20.23	Peak	319.00	100	Horizontal	Pass
4**	7524.500	44.72	2.18	54.0	9.28	AV	319.00	100	Horizontal	Pass
5	11140.463	51.76	-0.96	74.0	22.24	Peak	0.00	100	Horizontal	Pass
5**	11140.463	42.81	-0.96	54.0	11.19	AV	0.00	100	Horizontal	Pass
6	15760.349	51.94	0.09	74.0	22.06	Peak	290.00	150	Horizontal	Pass
6**	15760.349	42.83	0.09	54.0	11.17	AV	290.00	150	Horizontal	Pass

11ac20, U-NII-1, 1 GHz to 18 GHz, High Channel, ANT V

No.	Frequency (MHz)	Results (dBuV/m)	Factor (dB)	Limit (dBuV/m)	Margin (dB)	Detector	Table (Degree)	Height (cm)	Antenna	Verdict
1	1604.900	48.95	-16.48	74.0	25.05	Peak	30.00	300	Vertical	Pass
1**	1604.900	42.51	-16.48	54.0	11.49	AV	30.00	300	Vertical	Pass
2	5000.250	54.60	-2.19	74.0	19.40	Peak	231.00	150	Vertical	Pass
2**	5000.250	50.45	-2.19	54.0	3.55	AV	231.00	150	Vertical	Pass
3	5242.000	102.94	-1.83	--	--	Peak	54.00	100	Vertical	N/A
3**	5242.000	95.25	-1.83	--	--	AV	54.00	100	Vertical	N/A
4	7535.250	53.03	2.30	74.0	20.97	Peak	304.00	400	Vertical	Pass
4**	7535.250	44.40	2.30	54.0	9.60	AV	304.00	400	Vertical	Pass
5	10727.213	51.59	-2.01	74.0	22.41	Peak	218.00	100	Vertical	Pass
5**	10727.213	42.74	-2.01	54.0	11.26	AV	218.00	100	Vertical	Pass
6	15765.599	52.01	-0.05	74.0	21.99	Peak	0.00	400	Vertical	Pass
6**	15765.599	42.57	-0.05	54.0	11.43	AV	0.00	400	Vertical	Pass

11ac40, U-NII-1, 1 GHz to 18 GHz, Low Channel, ANT H

No.	Frequency (MHz)	Results (dBuV/m)	Factor (dB)	Limit (dBuV/m)	Margin (dB)	Detector	Table (Degree)	Height (cm)	Antenna	Verdict
1	1604.900	49.33	-16.48	74.0	24.67	Peak	229.00	400	Horizontal	Pass
1**	1604.900	43.59	-16.48	54.0	10.41	AV	229.00	400	Horizontal	Pass
2	4292.000	48.26	-4.04	74.0	25.74	Peak	239.00	300	Horizontal	Pass
2**	4292.000	38.67	-4.04	54.0	15.33	AV	239.00	300	Horizontal	Pass
3	5177.250	107.34	-1.20	--	--	Peak	59.00	100	Horizontal	N/A
3**	5177.250	99.72	-1.20	--	--	AV	59.00	100	Horizontal	N/A
4	7461.000	53.91	1.51	74.0	20.09	Peak	32.00	400	Horizontal	Pass
4**	7461.000	44.07	1.51	54.0	9.93	AV	32.00	400	Horizontal	Pass
5	10817.225	52.10	-2.61	74.0	21.90	Peak	223.00	150	Horizontal	Pass
5**	10817.225	42.80	-2.61	54.0	11.20	AV	223.00	150	Horizontal	Pass
6	15741.712	52.52	0.26	74.0	21.48	Peak	234.00	100	Horizontal	Pass
6**	15741.712	43.43	0.26	54.0	10.57	AV	234.00	100	Horizontal	Pass

11ac40, U-NII-1, 1 GHz to 18 GHz, Low Channel, ANT V

No.	Frequency (MHz)	Results (dBuV/m)	Factor (dB)	Limit (dBuV/m)	Margin (dB)	Detector	Table (Degree)	Height (cm)	Antenna	Verdict
1	1626.500	48.69	-16.87	74.0	25.31	Peak	0.00	100	Vertical	Pass
1**	1626.500	44.26	-16.87	54.0	9.74	AV	0.00	100	Vertical	Pass
2	5000.000	54.64	-2.19	74.0	19.36	Peak	231.00	150	Vertical	Pass
2**	5000.000	50.45	-2.19	54.0	3.55	AV	231.00	150	Vertical	Pass
3	5195.250	101.52	-2.13	--	--	Peak	52.00	200	Vertical	N/A
3**	5195.250	93.38	-2.13	--	--	AV	52.00	200	Vertical	N/A
4	7493.250	53.84	1.26	74.0	20.16	Peak	78.00	100	Vertical	Pass
4**	7493.250	44.20	1.26	54.0	9.80	AV	78.00	100	Vertical	Pass
5	11132.862	51.54	-0.97	74.0	22.46	Peak	7.00	150	Vertical	Pass
5**	11132.862	42.59	-0.97	54.0	11.41	AV	7.00	150	Vertical	Pass
6	15751.950	51.90	0.32	74.0	22.10	Peak	195.00	300	Vertical	Pass
6**	15751.950	43.13	0.32	54.0	10.87	AV	195.00	300	Vertical	Pass

11ac40, U-NII-1, 1 GHz to 18 GHz, High Channel, ANT H

No.	Frequency (MHz)	Results (dBuV/m)	Factor (dB)	Limit (dBuV/m)	Margin (dB)	Detector	Table (Degree)	Height (cm)	Antenna	Verdict
1	1604.900	49.76	-16.48	74.0	24.24	Peak	225.00	300	Horizontal	Pass
1**	1604.900	43.12	-16.48	54.0	10.88	AV	225.00	300	Horizontal	Pass
2	4272.250	47.61	-3.99	74.0	26.39	Peak	268.00	150	Horizontal	Pass
2**	4272.250	38.27	-3.99	54.0	15.73	AV	268.00	150	Horizontal	Pass
3	5236.000	107.18	-1.81	--	--	Peak	46.00	200	Horizontal	N/A
3**	5236.000	100.30	-1.81	--	--	AV	46.00	200	Horizontal	N/A
4	7655.250	52.97	0.99	74.0	21.03	Peak	170.00	200	Horizontal	Pass
4**	7655.250	43.58	0.99	54.0	10.42	AV	170.00	200	Horizontal	Pass
5	11051.638	51.66	-1.91	74.0	22.34	Peak	172.00	100	Horizontal	Pass
5**	11051.638	41.39	-1.91	54.0	12.61	AV	172.00	100	Horizontal	Pass
6	15750.901	52.17	0.35	74.0	21.83	Peak	326.00	200	Horizontal	Pass
6**	15750.901	43.28	0.35	54.0	10.72	AV	326.00	200	Horizontal	Pass

11ac40, U-NII-1, 1 GHz to 18 GHz, High Channel, ANT V

No.	Frequency (MHz)	Results (dBuV/m)	Factor (dB)	Limit (dBuV/m)	Margin (dB)	Detector	Table (Degree)	Height (cm)	Antenna	Verdict
1	1626.400	49.08	-16.87	74.0	24.92	Peak	0.00	300	Vertical	Pass
1**	1626.400	43.96	-16.87	54.0	10.04	AV	0.00	300	Vertical	Pass
2	4999.750	55.13	-2.19	74.0	18.87	Peak	230.00	150	Vertical	Pass
2**	4999.750	50.42	-2.19	54.0	3.58	AV	230.00	150	Vertical	Pass
3	5215.750	99.95	-1.96	--	--	Peak	50.00	200	Vertical	N/A
3**	5215.750	91.99	-1.96	--	--	AV	50.00	200	Vertical	N/A
4	7358.750	53.05	0.90	74.0	20.95	Peak	86.00	300	Vertical	Pass
4**	7358.750	43.37	0.90	54.0	10.63	AV	86.00	300	Vertical	Pass
5	10935.026	51.51	-2.72	74.0	22.49	Peak	72.00	200	Vertical	Pass
5**	10935.026	41.18	-2.72	54.0	12.82	AV	72.00	200	Vertical	Pass
6	15736.463	53.07	0.19	74.0	20.93	Peak	137.00	300	Vertical	Pass
6**	15736.463	43.05	0.19	54.0	10.95	AV	137.00	300	Vertical	Pass

11ac80, U-NII-1, 1 GHz to 18 GHz, Middle Channel, ANT H

No.	Frequency (MHz)	Results (dBuV/m)	Factor (dB)	Limit (dBuV/m)	Margin (dB)	Detector	Table (Degree)	Height (cm)	Antenna	Verdict
1	1605.100	49.27	-16.49	74.0	24.73	Peak	224.00	200	Horizontal	Pass
1**	1605.100	43.71	-16.49	54.0	10.29	AV	224.00	200	Horizontal	Pass
2	4330.500	48.11	-4.25	74.0	25.89	Peak	210.00	100	Horizontal	Pass
2**	4330.500	39.12	-4.25	54.0	14.88	AV	210.00	100	Horizontal	Pass
3	5229.750	103.56	-1.96	--	--	Peak	44.00	100	Horizontal	N/A
3**	5229.750	95.00	-1.96	--	--	AV	44.00	100	Horizontal	N/A
4	7507.250	53.93	1.27	74.0	20.07	Peak	191.00	300	Horizontal	Pass
4**	7507.250	44.63	1.27	54.0	9.37	AV	191.00	300	Horizontal	Pass
5	10727.213	51.58	-2.01	74.0	22.42	Peak	60.00	200	Horizontal	Pass
5**	10727.213	41.99	-2.01	54.0	12.01	AV	60.00	200	Horizontal	Pass
6	15765.599	52.03	-0.05	74.0	21.97	Peak	180.00	200	Horizontal	Pass
6**	15765.599	42.17	-0.05	54.0	11.83	AV	180.00	200	Horizontal	Pass

11ac80, U-NII-1, 1 GHz to 18 GHz, Middle Channel, ANT V

No.	Frequency (MHz)	Results (dBuV/m)	Factor (dB)	Limit (dBuV/m)	Margin (dB)	Detector	Table (Degree)	Height (cm)	Antenna	Verdict
1	1623.100	49.30	-17.03	74.0	24.70	Peak	360.00	400	Vertical	Pass
1**	1623.100	42.25	-17.03	54.0	11.75	AV	360.00	400	Vertical	Pass
2	5000.250	55.30	-2.19	74.0	18.70	Peak	232.00	150	Vertical	Pass
2**	5000.250	50.64	-2.19	54.0	3.36	AV	232.00	150	Vertical	Pass
3	5196.000	97.47	-2.17	--	--	Peak	54.00	200	Vertical	N/A
3**	5196.000	88.75	-2.17	--	--	AV	54.00	200	Vertical	N/A
4	7521.750	53.36	2.24	74.0	20.64	Peak	134.00	200	Vertical	Pass
4**	7521.750	44.81	2.24	54.0	9.19	AV	134.00	200	Vertical	Pass
5	11132.151	51.63	-0.97	74.0	22.37	Peak	360.00	150	Vertical	Pass
5**	11132.151	42.56	-0.97	54.0	11.44	AV	360.00	150	Vertical	Pass
6	15782.662	52.61	-0.52	74.0	21.39	Peak	312.00	300	Vertical	Pass
6**	15782.662	42.79	-0.52	54.0	11.21	AV	312.00	300	Vertical	Pass

11ax20 (SU), U-NII-1, 1 GHz to 18 GHz, Low Channel, ANT H

No.	Frequency (MHz)	Results (dBuV/m)	Factor (dB)	Limit (dBuV/m)	Margin (dB)	Detector	Table (Degree)	Height (cm)	Antenna	Verdict
1	1605.000	49.54	-16.48	74.0	24.46	Peak	227.00	200	Horizontal	Pass
1**	1605.000	43.48	-16.48	54.0	10.52	AV	227.00	200	Horizontal	Pass
2	4149.750	47.95	-4.98	74.0	26.05	Peak	93.00	400	Horizontal	Pass
2**	4149.750	38.56	-4.98	54.0	15.44	AV	93.00	400	Horizontal	Pass
3	5174.000	109.16	-1.30	--	--	Peak	55.00	200	Horizontal	N/A
3**	5174.000	101.10	-1.30	--	--	AV	55.00	200	Horizontal	N/A
4	7476.750	53.64	1.77	74.0	20.36	Peak	246.00	100	Horizontal	Pass
4**	7476.750	44.15	1.77	54.0	9.85	AV	246.00	100	Horizontal	Pass
5	10738.850	51.06	-1.82	74.0	22.94	Peak	0.00	100	Horizontal	Pass
5**	10738.850	42.03	-1.82	54.0	11.97	AV	0.00	100	Horizontal	Pass
6	15753.263	53.19	0.28	74.0	20.81	Peak	181.00	100	Horizontal	Pass
6**	15753.263	42.75	0.28	54.0	11.25	AV	181.00	100	Horizontal	Pass

11ax20 (SU), U-NII-1, 1 GHz to 18 GHz, Low Channel, ANT V

No.	Frequency (MHz)	Results (dBuV/m)	Factor (dB)	Limit (dBuV/m)	Margin (dB)	Detector	Table (Degree)	Height (cm)	Antenna	Verdict
1	1626.400	49.23	-16.87	74.0	24.77	Peak	23.00	300	Vertical	Pass
1**	1626.400	44.05	-16.87	54.0	9.95	AV	23.00	300	Vertical	Pass
2	5000.000	55.33	-2.19	74.0	18.67	Peak	231.00	150	Vertical	Pass
2**	5000.000	50.67	-2.19	54.0	3.33	AV	231.00	150	Vertical	Pass
3	5182.500	104.75	-1.13	--	--	Peak	45.00	100	Vertical	N/A
3**	5182.500	96.24	-1.13	--	--	AV	45.00	100	Vertical	N/A
4	7507.750	53.67	1.36	74.0	20.33	Peak	10.00	100	Vertical	Pass
4**	7507.750	44.44	1.36	54.0	9.56	AV	10.00	100	Vertical	Pass
5	11194.375	51.92	-1.70	74.0	22.08	Peak	235.00	150	Vertical	Pass
5**	11194.375	41.78	-1.70	54.0	12.22	AV	235.00	150	Vertical	Pass
6	15753.263	52.11	0.28	74.0	21.89	Peak	360.00	300	Vertical	Pass
6**	15753.263	43.17	0.28	54.0	10.83	AV	360.00	300	Vertical	Pass

11ax20 (SU), U-NII-1, 1 GHz to 18 GHz, Middle Channel, ANT H

No.	Frequency (MHz)	Results (dBuV/m)	Factor (dB)	Limit (dBuV/m)	Margin (dB)	Detector	Table (Degree)	Height (cm)	Antenna	Verdict
1	1605.000	48.89	-16.48	74.0	25.11	Peak	220.00	200	Horizontal	Pass
1**	1605.000	43.07	-16.48	54.0	10.93	AV	220.00	200	Horizontal	Pass
2	3713.750	47.92	-5.01	74.0	26.08	Peak	360.00	100	Horizontal	Pass
2**	3713.750	38.58	-5.01	54.0	15.42	AV	360.00	100	Horizontal	Pass
3	5214.500	109.04	-1.92	--	--	Peak	303.00	150	Horizontal	N/A
3**	5214.500	100.66	-1.92	--	--	AV	303.00	150	Horizontal	N/A
4	7365.000	53.56	0.50	74.0	20.44	Peak	0.00	300	Horizontal	Pass
4**	7365.000	43.99	0.50	54.0	10.01	AV	0.00	300	Horizontal	Pass
5	11141.412	51.44	-0.96	74.0	22.56	Peak	20.00	150	Horizontal	Pass
5**	11141.412	42.45	-0.96	54.0	11.55	AV	20.00	150	Horizontal	Pass
6	15739.350	51.84	0.23	74.0	22.16	Peak	21.00	400	Horizontal	Pass
6**	15739.350	42.63	0.23	54.0	11.37	AV	21.00	400	Horizontal	Pass

11ax20 (SU), U-NII-1, 1 GHz to 18 GHz, Middle Channel, ANT V

No.	Frequency (MHz)	Results (dBuV/m)	Factor (dB)	Limit (dBuV/m)	Margin (dB)	Detector	Table (Degree)	Height (cm)	Antenna	Verdict
1	1617.500	49.49	-16.57	74.0	24.51	Peak	347.00	400	Vertical	Pass
1**	1617.500	41.57	-16.57	54.0	12.43	AV	347.00	400	Vertical	Pass
2	3648.750	49.44	-4.84	74.0	24.56	Peak	267.00	400	Vertical	Pass
2**	3648.750	42.34	-4.84	54.0	11.66	AV	267.00	400	Vertical	Pass
3	5222.250	104.32	-1.98	--	--	Peak	267.00	200	Vertical	N/A
3**	5222.250	94.55	-1.98	--	--	AV	267.00	200	Vertical	N/A
4	7507.000	53.43	1.23	74.0	20.57	Peak	48.00	200	Vertical	Pass
4**	7507.000	43.85	1.23	54.0	10.15	AV	48.00	200	Vertical	Pass
5	11123.599	51.53	-0.98	74.0	22.47	Peak	132.00	100	Vertical	Pass
5**	11123.599	43.10	-0.98	54.0	10.90	AV	132.00	100	Vertical	Pass
6	15770.588	51.96	-0.19	74.0	22.04	Peak	152.00	100	Vertical	Pass
6**	15770.588	41.91	-0.19	54.0	12.09	AV	152.00	100	Vertical	Pass

11ax20 (SU), U-NII-1, 1 GHz to 18 GHz, High Channel, ANT H

No.	Frequency (MHz)	Results (dBuV/m)	Factor (dB)	Limit (dBuV/m)	Margin (dB)	Detector	Table (Degree)	Height (cm)	Antenna	Verdict
1	1604.900	49.31	-16.48	74.0	24.69	Peak	223.00	300	Horizontal	Pass
1**	1604.900	43.43	-16.48	54.0	10.57	AV	223.00	300	Horizontal	Pass
2	4394.000	48.25	-4.06	74.0	25.75	Peak	165.00	400	Horizontal	Pass
2**	4394.000	39.13	-4.06	54.0	14.87	AV	165.00	400	Horizontal	Pass
3	5231.500	109.31	-1.81	--	--	Peak	67.00	150	Horizontal	N/A
3**	5231.500	99.96	-1.81	--	--	AV	67.00	150	Horizontal	N/A
4	7471.000	53.22	1.82	74.0	20.78	Peak	138.00	300	Horizontal	Pass
4**	7471.000	44.46	1.82	54.0	9.54	AV	138.00	300	Horizontal	Pass
5	11170.388	51.65	-1.29	74.0	22.35	Peak	73.00	200	Horizontal	Pass
5**	11170.388	43.04	-1.29	54.0	10.96	AV	73.00	200	Horizontal	Pass
6	15725.438	53.15	0.03	74.0	20.85	Peak	60.00	100	Horizontal	Pass
6**	15725.438	42.85	0.03	54.0	11.15	AV	60.00	100	Horizontal	Pass

11ax20 (SU), U-NII-1, 1 GHz to 18 GHz, High Channel, ANT V

No.	Frequency (MHz)	Results (dBuV/m)	Factor (dB)	Limit (dBuV/m)	Margin (dB)	Detector	Table (Degree)	Height (cm)	Antenna	Verdict
1	1621.900	49.41	-16.81	74.0	24.59	Peak	345.00	300	Vertical	Pass
1**	1621.900	42.32	-16.81	54.0	11.68	AV	345.00	300	Vertical	Pass
2	3664.500	49.37	-5.84	74.0	24.63	Peak	262.00	300	Vertical	Pass
2**	3664.500	40.93	-5.84	54.0	13.07	AV	262.00	300	Vertical	Pass
3	5235.500	103.54	-1.79	--	--	Peak	48.00	150	Vertical	N/A
3**	5235.500	93.96	-1.79	--	--	AV	48.00	150	Vertical	N/A
4	7476.250	53.12	1.90	74.0	20.88	Peak	0.00	100	Vertical	Pass
4**	7476.250	43.91	1.90	54.0	10.09	AV	0.00	100	Vertical	Pass
5	11122.888	51.62	-0.98	74.0	22.38	Peak	137.00	100	Vertical	Pass
5**	11122.888	41.61	-0.98	54.0	12.39	AV	137.00	100	Vertical	Pass
6	15751.162	51.74	0.34	74.0	22.26	Peak	126.00	200	Vertical	Pass
6**	15751.162	43.11	0.34	54.0	10.89	AV	126.00	200	Vertical	Pass

11ax40 (SU), U-NII-1, 1 GHz to 18 GHz, Low Channel, ANT H

No.	Frequency (MHz)	Results (dBuV/m)	Factor (dB)	Limit (dBuV/m)	Margin (dB)	Detector	Table (Degree)	Height (cm)	Antenna	Verdict
1	1605.100	49.38	-16.49	74.0	24.62	Peak	220.00	100	Horizontal	Pass
1**	1605.100	44.18	-16.49	54.0	9.82	AV	220.00	100	Horizontal	Pass
2	4318.500	48.19	-3.97	74.0	25.81	Peak	94.00	200	Horizontal	Pass
2**	4318.500	39.21	-3.97	54.0	14.79	AV	94.00	200	Horizontal	Pass
3	5202.000	107.91	-2.18	--	--	Peak	58.00	150	Horizontal	N/A
3**	5202.000	98.22	-2.18	--	--	AV	58.00	150	Horizontal	N/A
4	7367.500	53.25	0.36	74.0	20.75	Peak	119.00	200	Horizontal	Pass
4**	7367.500	43.76	0.36	54.0	10.24	AV	119.00	200	Horizontal	Pass
5	11207.912	51.68	-2.01	74.0	22.32	Peak	276.00	100	Horizontal	Pass
5**	11207.912	41.04	-2.01	54.0	12.96	AV	276.00	100	Horizontal	Pass
6	15770.849	51.98	-0.20	74.0	22.02	Peak	21.00	100	Horizontal	Pass
6**	15770.849	42.60	-0.20	54.0	11.40	AV	21.00	100	Horizontal	Pass

11ax40 (SU), U-NII-1, 1 GHz to 18 GHz, Low Channel, ANT V

No.	Frequency (MHz)	Results (dBuV/m)	Factor (dB)	Limit (dBuV/m)	Margin (dB)	Detector	Table (Degree)	Height (cm)	Antenna	Verdict
1	1621.400	49.20	-16.72	74.0	24.80	Peak	345.00	200	Vertical	Pass
1**	1621.400	41.95	-16.72	54.0	12.05	AV	345.00	200	Vertical	Pass
2	3646.250	49.27	-4.99	74.0	24.73	Peak	260.00	400	Vertical	Pass
2**	3646.250	41.99	-4.99	54.0	12.01	AV	260.00	400	Vertical	Pass
3	5199.750	101.76	-2.13	--	--	Peak	65.00	100	Vertical	N/A
3**	5199.750	93.14	-2.13	--	--	AV	65.00	100	Vertical	N/A
4	7527.500	53.24	2.07	74.0	20.76	Peak	342.00	100	Vertical	Pass
4**	7527.500	45.02	2.07	54.0	8.98	AV	342.00	100	Vertical	Pass
5	10818.175	52.97	-2.59	74.0	21.03	Peak	188.00	200	Vertical	Pass
5**	10818.175	42.09	-2.59	54.0	11.91	AV	188.00	200	Vertical	Pass
6	15755.099	51.76	0.23	74.0	22.24	Peak	271.00	300	Vertical	Pass
6**	15755.099	42.59	0.23	54.0	11.41	AV	271.00	300	Vertical	Pass

11ax40 (SU), U-NII-1, 1 GHz to 18 GHz, High Channel, ANT H

No.	Frequency (MHz)	Results (dBuV/m)	Factor (dB)	Limit (dBuV/m)	Margin (dB)	Detector	Table (Degree)	Height (cm)	Antenna	Verdict
1	1605.200	49.58	-16.49	74.0	24.42	Peak	225.00	300	Horizontal	Pass
1**	1605.200	44.55	-16.49	54.0	9.45	AV	225.00	300	Horizontal	Pass
2	4332.250	48.39	-4.29	74.0	25.61	Peak	213.00	400	Horizontal	Pass
2**	4332.250	39.27	-4.29	54.0	14.73	AV	213.00	400	Horizontal	Pass
3	5237.250	107.76	-1.81	--	--	Peak	50.00	150	Horizontal	N/A
3**	5237.250	98.75	-1.81	--	--	AV	50.00	150	Horizontal	N/A
4	7473.500	53.12	1.85	74.0	20.88	Peak	354.00	100	Horizontal	Pass
4**	7473.500	44.06	1.85	54.0	9.94	AV	354.00	100	Horizontal	Pass
5	10879.925	51.45	-2.64	74.0	22.55	Peak	249.00	200	Horizontal	Pass
5**	10879.925	41.48	-2.64	54.0	12.52	AV	249.00	200	Horizontal	Pass
6	15743.287	52.43	0.28	74.0	21.57	Peak	191.00	400	Horizontal	Pass
6**	15743.287	42.92	0.28	54.0	11.08	AV	191.00	400	Horizontal	Pass

11ax40 (SU), U-NII-1, 1 GHz to 18 GHz, High Channel, ANT V

No.	Frequency (MHz)	Results (dBuV/m)	Factor (dB)	Limit (dBuV/m)	Margin (dB)	Detector	Table (Degree)	Height (cm)	Antenna	Verdict
1	1605.200	48.79	-16.49	74.0	25.21	Peak	28.00	100	Vertical	Pass
1**	1605.200	44.06	-16.49	54.0	9.94	AV	28.00	100	Vertical	Pass
2	3673.750	50.28	-6.00	74.0	23.72	Peak	257.00	200	Vertical	Pass
2**	3673.750	41.08	-6.00	54.0	12.92	AV	257.00	200	Vertical	Pass
3	5232.500	101.41	-1.77	--	-43.41	Peak	58.00	150	Vertical	N/A
3**	5232.500	91.37	-1.77	--	-91.37	AV	58.00	150	Vertical	N/A
4	7475.750	53.33	2.03	74.0	20.67	Peak	257.00	200	Vertical	Pass
4**	7475.750	44.93	2.03	54.0	9.07	AV	257.00	200	Vertical	Pass
5	11139.037	52.48	-0.96	74.0	21.52	Peak	341.00	200	Vertical	Pass
5**	11139.037	42.00	-0.96	54.0	12.00	AV	341.00	200	Vertical	Pass
6	15751.425	52.60	0.33	74.0	21.40	Peak	107.00	200	Vertical	Pass
6**	15751.425	44.12	0.33	54.0	9.88	AV	107.00	200	Vertical	Pass

11ax80 (SU), U-NII-1, 1 GHz to 18 GHz, Middle Channel, ANT H

No.	Frequency (MHz)	Results (dBuV/m)	Factor (dB)	Limit (dBuV/m)	Margin (dB)	Detector	Table (Degree)	Height (cm)	Antenna	Verdict
1	1605.200	49.45	-16.49	74.0	24.55	Peak	221.00	200	Horizontal	Pass
1**	1605.200	44.09	-16.49	54.0	9.91	AV	221.00	200	Horizontal	Pass
2	4266.250	48.79	-3.66	74.0	25.21	Peak	230.00	100	Horizontal	Pass
2**	4266.250	38.72	-3.66	54.0	15.28	AV	230.00	100	Horizontal	Pass
3	5223.000	104.19	-1.98	--	--	Peak	48.00	100	Horizontal	N/A
3**	5223.000	95.91	-1.98	--	--	AV	48.00	100	Horizontal	N/A
4	7515.750	53.10	2.03	74.0	20.90	Peak	349.00	100	Horizontal	Pass
4**	7515.750	45.39	2.03	54.0	8.61	AV	349.00	100	Horizontal	Pass
5	10721.750	51.54	-2.09	74.0	22.46	Peak	222.00	100	Horizontal	Pass
5**	10721.750	42.14	-2.09	54.0	11.86	AV	222.00	100	Horizontal	Pass
6	15737.250	52.02	0.20	74.0	21.98	Peak	360.00	300	Horizontal	Pass
6**	15737.250	42.91	0.20	54.0	11.09	AV	360.00	300	Horizontal	Pass

11ax80 (SU), U-NII-1, 1 GHz to 18 GHz, Middle Channel, ANT V

No.	Frequency (MHz)	Results (dBuV/m)	Factor (dB)	Limit (dBuV/m)	Margin (dB)	Detector	Table (Degree)	Height (cm)	Antenna	Verdict
1	1605.200	48.85	-16.49	74.0	25.15	Peak	24.00	400	Vertical	Pass
1**	1605.200	43.59	-16.49	54.0	10.41	AV	24.00	400	Vertical	Pass
2	3656.000	50.52	-5.20	74.0	23.48	Peak	265.00	400	Vertical	Pass
2**	3656.000	42.11	-5.20	54.0	11.89	AV	265.00	400	Vertical	Pass
3	5217.750	97.19	-2.01	--	--	Peak	265.00	150	Vertical	N/A
3**	5217.750	87.97	-2.01	--	--	AV	265.00	150	Vertical	N/A
4	7547.000	53.13	1.57	74.0	20.87	Peak	192.00	100	Vertical	Pass
4**	7547.000	43.90	1.57	54.0	10.10	AV	192.00	100	Vertical	Pass
5	11209.813	51.47	-2.06	74.0	22.53	Peak	117.00	100	Vertical	Pass
5**	11209.813	41.26	-2.06	54.0	12.74	AV	117.00	100	Vertical	Pass
6	15742.238	51.64	0.27	74.0	22.36	Peak	21.00	300	Vertical	Pass
6**	15742.238	43.14	0.27	54.0	10.86	AV	21.00	300	Vertical	Pass

11a, U-NII-3, 1 GHz to 18 GHz, Low Channel, ANT H

No.	Frequency (MHz)	Results (dBuV/m)	Factor (dB)	Limit (dBuV/m)	Margin (dB)	Detector	Table (Degree)	Height (cm)	Antenna	Verdict
1	1535.100	44.92	-16.47	74.0	29.08	Peak	296.00	400	Horizontal	Pass
1**	1535.100	39.10	-16.47	54.0	14.90	AV	296.00	400	Horizontal	Pass
2	4358.750	48.24	-3.82	74.0	25.76	Peak	130.00	300	Horizontal	Pass
2**	4358.750	38.52	-3.82	54.0	15.48	AV	130.00	300	Horizontal	Pass
3	5752.500	110.76	-1.22	--	--	Peak	286.00	150	Horizontal	N/A
3**	5752.500	102.78	-1.22	--	--	AV	286.00	150	Horizontal	N/A
4	7540.250	53.89	2.10	74.0	20.11	Peak	160.00	400	Horizontal	Pass
4**	7540.250	43.84	2.10	54.0	10.16	AV	160.00	400	Horizontal	Pass
5	11193.425	51.34	-1.69	74.0	22.66	Peak	188.00	100	Horizontal	Pass
5**	11193.425	42.17	-1.69	54.0	11.83	AV	188.00	100	Horizontal	Pass
6	15760.874	51.60	0.08	74.0	22.40	Peak	24.00	300	Horizontal	Pass
6**	15760.874	42.58	0.08	54.0	11.42	AV	24.00	300	Horizontal	Pass

11a, U-NII-3, 1 GHz to 18 GHz, Low Channel, ANT V

No.	Frequency (MHz)	Results (dBuV/m)	Factor (dB)	Limit (dBuV/m)	Margin (dB)	Detector	Table (Degree)	Height (cm)	Antenna	Verdict
1	1535.000	48.04	-16.47	74.0	25.96	Peak	126.00	400	Vertical	Pass
1**	1535.000	42.55	-16.47	54.0	11.45	AV	126.00	400	Vertical	Pass
2	5000.000	54.39	-2.19	74.0	19.61	Peak	240.00	150	Vertical	Pass
2**	5000.000	50.52	-2.19	54.0	3.48	AV	240.00	150	Vertical	Pass
3	5747.000	105.99	-1.57	--	--	Peak	43.00	200	Vertical	N/A
3**	5747.000	98.70	-1.57	--	--	AV	43.00	200	Vertical	N/A
4	7493.000	53.33	1.26	74.0	20.67	Peak	194.00	400	Vertical	Pass
4**	7493.000	44.97	1.26	54.0	9.03	AV	194.00	400	Vertical	Pass
5	10723.888	51.37	-2.06	74.0	22.63	Peak	351.00	200	Vertical	Pass
5**	10723.888	42.93	-2.06	54.0	11.07	AV	351.00	200	Vertical	Pass
6	15780.825	51.63	-0.47	74.0	22.37	Peak	320.00	400	Vertical	Pass
6**	15780.825	42.39	-0.47	54.0	11.61	AV	320.00	400	Vertical	Pass

11a, U-NII-3, 1 GHz to 18 GHz, Middle Channel, ANT H

No.	Frequency (MHz)	Results (dBuV/m)	Factor (dB)	Limit (dBuV/m)	Margin (dB)	Detector	Table (Degree)	Height (cm)	Antenna	Verdict
1	1554.600	45.40	-16.94	74.0	28.60	Peak	298.00	100	Horizontal	Pass
1**	1554.600	36.59	-16.94	54.0	17.41	AV	298.00	100	Horizontal	Pass
2	3645.000	48.28	-5.00	74.0	25.72	Peak	259.00	300	Horizontal	Pass
2**	3645.000	39.21	-5.00	54.0	14.79	AV	259.00	300	Horizontal	Pass
3	5791.250	110.11	-1.76	--	--	Peak	295.00	200	Horizontal	N/A
3**	5791.250	102.69	-1.76	--	--	AV	295.00	200	Horizontal	N/A
4	7526.500	53.55	2.01	74.0	20.45	Peak	223.00	200	Horizontal	Pass
4**	7526.500	44.08	2.01	54.0	9.92	AV	223.00	200	Horizontal	Pass
5	10727.687	51.57	-2.00	74.0	22.43	Peak	11.00	100	Horizontal	Pass
5**	10727.687	42.32	-2.00	54.0	11.68	AV	11.00	100	Horizontal	Pass
6	15490.763	51.74	-0.65	74.0	22.26	Peak	26.00	200	Horizontal	Pass
6**	15490.763	41.73	-0.65	54.0	12.27	AV	26.00	200	Horizontal	Pass

11a, U-NII-3, 1 GHz to 18 GHz, Middle Channel, ANT V

No.	Frequency (MHz)	Results (dBuV/m)	Factor (dB)	Limit (dBuV/m)	Margin (dB)	Detector	Table (Degree)	Height (cm)	Antenna	Verdict
1	1517.200	48.08	-16.71	74.0	25.92	Peak	123.00	300	Vertical	Pass
1**	1517.200	38.97	-16.71	54.0	15.03	AV	123.00	300	Vertical	Pass
2	5000.000	54.69	-2.19	74.0	19.31	Peak	239.00	150	Vertical	Pass
2**	5000.000	50.78	-2.19	54.0	3.22	AV	239.00	150	Vertical	Pass
3	5779.000	105.76	-1.40	--	--	Peak	40.00	150	Vertical	N/A
3**	5779.000	98.26	-1.40	--	--	AV	40.00	150	Vertical	N/A
4	7522.250	53.57	2.28	74.0	20.43	Peak	111.00	400	Vertical	Pass
4**	7522.250	44.39	2.28	54.0	9.61	AV	111.00	400	Vertical	Pass
5	11052.112	51.22	-1.90	74.0	22.78	Peak	0.00	200	Vertical	Pass
5**	11052.112	41.89	-1.90	54.0	12.11	AV	0.00	200	Vertical	Pass
6	15765.599	51.52	-0.05	74.0	22.48	Peak	11.00	400	Vertical	Pass
6**	15765.599	42.81	-0.05	54.0	11.19	AV	11.00	400	Vertical	Pass

11a, U-NII-3, 1 GHz to 18 GHz, High Channel, ANT H

No.	Frequency (MHz)	Results (dBuV/m)	Factor (dB)	Limit (dBuV/m)	Margin (dB)	Detector	Table (Degree)	Height (cm)	Antenna	Verdict
1	1535.100	45.18	-16.47	74.0	28.82	Peak	293.00	300	Horizontal	Pass
1**	1535.100	37.80	-16.47	54.0	16.20	AV	293.00	300	Horizontal	Pass
2	4247.750	48.79	-4.50	74.0	25.21	Peak	58.00	200	Horizontal	Pass
2**	4247.750	38.87	-4.50	54.0	15.13	AV	58.00	200	Horizontal	Pass
3	5832.500	109.99	-1.32	--	--	Peak	284.00	150	Horizontal	N/A
3**	5832.500	102.48	-1.32	--	--	AV	284.00	150	Horizontal	N/A
4	7507.000	53.22	1.23	74.0	20.78	Peak	360.00	100	Horizontal	Pass
4**	7507.000	44.57	1.23	54.0	9.43	AV	360.00	100	Horizontal	Pass
5	11410.500	52.32	-1.78	74.0	21.68	Peak	106.00	100	Horizontal	Pass
5**	11410.500	42.25	-1.78	54.0	11.75	AV	106.00	100	Horizontal	Pass
6	15762.975	51.52	0.02	74.0	22.48	Peak	152.00	100	Horizontal	Pass
6**	15762.975	42.71	0.02	54.0	11.29	AV	152.00	100	Horizontal	Pass

11a, U-NII-3, 1 GHz to 18 GHz, High Channel, ANT V

No.	Frequency (MHz)	Results (dBuV/m)	Factor (dB)	Limit (dBuV/m)	Margin (dB)	Detector	Table (Degree)	Height (cm)	Antenna	Verdict
1	1535.200	48.13	-16.48	74.0	25.87	Peak	131.00	100	Vertical	Pass
1**	1535.200	41.51	-16.48	54.0	12.49	AV	131.00	100	Vertical	Pass
2	5000.250	54.80	-2.19	74.0	19.20	Peak	240.00	150	Vertical	Pass
2**	5000.250	50.52	-2.19	54.0	3.48	AV	240.00	150	Vertical	Pass
3	5819.250	105.83	-1.49	--	--	Peak	41.00	150	Vertical	N/A
3**	5819.250	97.83	-1.49	--	--	AV	41.00	150	Vertical	N/A
4	7539.500	53.33	2.09	74.0	20.67	Peak	149.00	100	Vertical	Pass
4**	7539.500	43.45	2.09	54.0	10.55	AV	149.00	100	Vertical	Pass
5	10718.900	52.12	-2.14	74.0	21.88	Peak	262.00	200	Vertical	Pass
5**	10718.900	42.84	-2.14	54.0	11.16	AV	262.00	200	Vertical	Pass
6	15734.362	51.40	0.16	74.0	22.60	Peak	342.00	300	Vertical	Pass
6**	15734.362	42.55	0.16	54.0	11.45	AV	342.00	300	Vertical	Pass

11n20, U-NII-3, 1 GHz to 18 GHz, Low Channel, ANT H

No.	Frequency (MHz)	Results (dBuV/m)	Factor (dB)	Limit (dBuV/m)	Margin (dB)	Detector	Table (Degree)	Height (cm)	Antenna	Verdict
1	1554.300	45.41	-16.92	74.0	28.59	Peak	294.00	100	Horizontal	Pass
1**	1554.300	38.57	-16.92	54.0	15.43	AV	294.00	100	Horizontal	Pass
2	4358.250	47.94	-3.80	74.0	26.06	Peak	40.00	300	Horizontal	Pass
2**	4358.250	39.07	-3.80	54.0	14.93	AV	40.00	300	Horizontal	Pass
3	5751.500	109.12	-1.26	--	--	Peak	291.00	200	Horizontal	N/A
3**	5751.500	101.88	-1.26	--	--	AV	291.00	200	Horizontal	N/A
4	7520.500	54.11	2.14	74.0	19.89	Peak	138.00	400	Horizontal	Pass
4**	7520.500	43.52	2.14	54.0	10.48	AV	138.00	400	Horizontal	Pass
5	10978.250	51.49	-1.98	74.0	22.51	Peak	121.00	200	Horizontal	Pass
5**	10978.250	42.08	-1.98	54.0	11.92	AV	121.00	200	Horizontal	Pass
6	15742.238	52.06	0.27	74.0	21.94	Peak	169.00	100	Horizontal	Pass
6**	15742.238	42.66	0.27	54.0	11.34	AV	169.00	100	Horizontal	Pass

11n20, U-NII-3, 1 GHz to 18 GHz, Low Channel, ANT V

No.	Frequency (MHz)	Results (dBuV/m)	Factor (dB)	Limit (dBuV/m)	Margin (dB)	Detector	Table (Degree)	Height (cm)	Antenna	Verdict
1	1529.900	47.96	-16.56	74.0	26.04	Peak	119.00	100	Vertical	Pass
1**	1529.900	43.07	-16.56	54.0	10.93	AV	119.00	100	Vertical	Pass
2	5000.000	53.80	-2.19	74.0	20.20	Peak	235.00	150	Vertical	Pass
2**	5000.000	50.73	-2.19	54.0	3.27	AV	235.00	150	Vertical	Pass
3	5746.000	104.99	-1.53	--	--	Peak	41.00	100	Vertical	N/A
3**	5746.000	97.29	-1.53	--	--	AV	41.00	100	Vertical	N/A
4	7456.500	53.56	1.58	74.0	20.44	Peak	290.00	300	Vertical	Pass
4**	7456.500	44.31	1.58	54.0	9.69	AV	290.00	300	Vertical	Pass
5	11392.925	51.24	-1.68	74.0	22.76	Peak	94.00	200	Vertical	Pass
5**	11392.925	41.73	-1.68	54.0	12.27	AV	94.00	200	Vertical	Pass
6	15762.450	52.24	0.03	74.0	21.76	Peak	92.00	200	Vertical	Pass
6**	15762.450	42.06	0.03	54.0	11.94	AV	92.00	200	Vertical	Pass

11n20, U-NII-3, 1 GHz to 18 GHz, Middle Channel, ANT H

No.	Frequency (MHz)	Results (dBuV/m)	Factor (dB)	Limit (dBuV/m)	Margin (dB)	Detector	Table (Degree)	Height (cm)	Antenna	Verdict
1	1554.400	45.04	-16.93	74.0	28.96	Peak	294.00	200	Horizontal	Pass
1**	1554.400	38.46	-16.93	54.0	15.54	AV	294.00	200	Horizontal	Pass
2	4365.750	47.93	-4.05	74.0	26.07	Peak	118.00	200	Horizontal	Pass
2**	4365.750	38.75	-4.05	54.0	15.25	AV	118.00	200	Horizontal	Pass
3	5781.000	109.34	-1.66	--	--	Peak	303.00	150	Horizontal	N/A
3**	5781.000	101.21	-1.66	--	--	AV	303.00	150	Horizontal	N/A
4	7314.750	53.28	0.58	74.0	20.72	Peak	59.00	200	Horizontal	Pass
4**	7314.750	43.44	0.58	54.0	10.56	AV	59.00	200	Horizontal	Pass
5	11129.538	51.89	-0.97	74.0	22.11	Peak	89.00	200	Horizontal	Pass
5**	11129.538	42.55	-0.97	54.0	11.45	AV	89.00	200	Horizontal	Pass
6	15737.250	51.82	0.20	74.0	22.18	Peak	132.00	100	Horizontal	Pass
6**	15737.250	42.79	0.20	54.0	11.21	AV	132.00	100	Horizontal	Pass

11n20, U-NII-3, 1 GHz to 18 GHz, Middle Channel, ANT V

No.	Frequency (MHz)	Results (dBuV/m)	Factor (dB)	Limit (dBuV/m)	Margin (dB)	Detector	Table (Degree)	Height (cm)	Antenna	Verdict
1	1529.900	47.60	-16.56	74.0	26.40	Peak	129.00	100	Vertical	Pass
1**	1529.900	42.96	-16.56	54.0	11.04	AV	129.00	100	Vertical	Pass
2	5000.000	54.51	-2.19	74.0	19.49	Peak	244.00	150	Vertical	Pass
2**	5000.000	50.20	-2.19	54.0	3.80	AV	244.00	150	Vertical	Pass
3	5781.000	104.40	-1.66	--	--	Peak	41.00	100	Vertical	N/A
3**	5781.000	96.25	-1.66	--	--	AV	41.00	100	Vertical	N/A
4	7545.750	53.37	1.71	74.0	20.63	Peak	360.00	200	Vertical	Pass
4**	7545.750	43.90	1.71	54.0	10.10	AV	360.00	200	Vertical	Pass
5	10743.125	51.16	-1.75	74.0	22.84	Peak	360.00	200	Vertical	Pass
5**	10743.125	42.10	-1.75	54.0	11.90	AV	360.00	200	Vertical	Pass
6	15749.325	52.11	0.36	74.0	21.89	Peak	360.00	100	Vertical	Pass
6**	15749.325	42.95	0.36	54.0	11.05	AV	360.00	100	Vertical	Pass

11n20, U-NII-3, 1 GHz to 18 GHz, High Channel, ANT H

No.	Frequency (MHz)	Results (dBuV/m)	Factor (dB)	Limit (dBuV/m)	Margin (dB)	Detector	Table (Degree)	Height (cm)	Antenna	Verdict
1	1554.200	45.76	-16.92	74.0	28.24	Peak	293.00	100	Horizontal	Pass
1**	1554.200	38.51	-16.92	54.0	15.49	AV	293.00	100	Horizontal	Pass
2	4322.500	48.22	-4.16	74.0	25.78	Peak	308.00	200	Horizontal	Pass
2**	4322.500	38.40	-4.16	54.0	15.60	AV	308.00	200	Horizontal	Pass
3	5832.000	108.97	-1.36	--	--	Peak	291.00	100	Horizontal	N/A
3**	5832.000	102.47	-1.36	--	--	AV	291.00	100	Horizontal	N/A
4	7359.750	53.40	0.79	74.0	20.60	Peak	337.00	200	Horizontal	Pass
4**	7359.750	43.44	0.79	54.0	10.56	AV	337.00	200	Horizontal	Pass
5	11127.162	51.52	-0.98	74.0	22.48	Peak	353.00	150	Horizontal	Pass
5**	11127.162	42.63	-0.98	54.0	11.37	AV	353.00	150	Horizontal	Pass
6	15740.137	51.92	0.24	74.0	22.08	Peak	138.00	100	Horizontal	Pass
6**	15740.137	42.94	0.24	54.0	11.06	AV	138.00	100	Horizontal	Pass

11n20, U-NII-3, 1 GHz to 18 GHz, High Channel, ANT V

No.	Frequency (MHz)	Results (dBuV/m)	Factor (dB)	Limit (dBuV/m)	Margin (dB)	Detector	Table (Degree)	Height (cm)	Antenna	Verdict
1	1529.900	47.82	-16.56	74.0	26.18	Peak	126.00	200	Vertical	Pass
1**	1529.900	42.52	-16.56	54.0	11.48	AV	126.00	200	Vertical	Pass
2	5000.250	54.97	-2.19	74.0	19.03	Peak	234.00	150	Vertical	Pass
2**	5000.250	50.76	-2.19	54.0	3.24	AV	234.00	150	Vertical	Pass
3	5827.500	104.14	-1.61	--	--	Peak	0.00	150	Vertical	N/A
3**	5827.500	97.15	-1.61	--	--	AV	0.00	150	Vertical	N/A
4	7529.000	53.18	2.21	74.0	20.82	Peak	4.00	300	Vertical	Pass
4**	7529.000	43.83	2.21	54.0	10.17	AV	4.00	300	Vertical	Pass
5	10834.562	51.70	-2.19	74.0	22.30	Peak	68.00	150	Vertical	Pass
5**	10834.562	41.71	-2.19	54.0	12.29	AV	68.00	150	Vertical	Pass
6	15788.701	52.13	-0.69	74.0	21.87	Peak	0.00	300	Vertical	Pass
6**	15788.701	42.68	-0.69	54.0	11.32	AV	0.00	300	Vertical	Pass

11n40, U-NII-3, 1 GHz to 18 GHz, Low Channel, ANT H

No.	Frequency (MHz)	Results (dBuV/m)	Factor (dB)	Limit (dBuV/m)	Margin (dB)	Detector	Table (Degree)	Height (cm)	Antenna	Verdict
1	1553.800	45.36	-16.90	74.0	28.64	Peak	294.00	300	Horizontal	Pass
1**	1553.800	38.23	-16.90	54.0	15.77	AV	294.00	300	Horizontal	Pass
2	4324.500	48.26	-4.27	74.0	25.74	Peak	126.00	300	Horizontal	Pass
2**	4324.500	39.54	-4.27	54.0	14.46	AV	126.00	300	Horizontal	Pass
3	5756.500	107.25	-1.17	--	--	Peak	286.00	100	Horizontal	N/A
3**	5756.500	99.23	-1.17	--	--	AV	286.00	100	Horizontal	N/A
4	7483.750	53.34	1.48	74.0	20.66	Peak	21.00	200	Horizontal	Pass
4**	7483.750	44.21	1.48	54.0	9.79	AV	21.00	200	Horizontal	Pass
5	10695.388	51.67	-2.49	74.0	22.33	Peak	352.00	150	Horizontal	Pass
5**	10695.388	41.79	-2.49	54.0	12.21	AV	352.00	150	Horizontal	Pass
6	15757.987	52.48	0.16	74.0	21.52	Peak	0.00	100	Horizontal	Pass
6**	15757.987	42.60	0.16	54.0	11.40	AV	0.00	100	Horizontal	Pass

11n40, U-NII-3, 1 GHz to 18 GHz, Low Channel, ANT V

No.	Frequency (MHz)	Results (dBuV/m)	Factor (dB)	Limit (dBuV/m)	Margin (dB)	Detector	Table (Degree)	Height (cm)	Antenna	Verdict
1	1535.300	48.42	-16.48	74.0	25.58	Peak	135.00	100	Vertical	Pass
1**	1535.300	41.39	-16.48	54.0	12.61	AV	135.00	100	Vertical	Pass
2	5000.000	54.63	-2.19	74.0	19.37	Peak	240.00	150	Vertical	Pass
2**	5000.000	50.75	-2.19	54.0	3.25	AV	240.00	150	Vertical	Pass
3	5766.500	102.12	-0.88	--	--	Peak	40.00	100	Vertical	N/A
3**	5766.500	93.88	-0.88	--	--	AV	40.00	100	Vertical	N/A
4	7521.250	54.23	2.20	74.0	19.77	Peak	339.00	300	Vertical	Pass
4**	7521.250	44.37	2.20	54.0	9.63	AV	339.00	300	Vertical	Pass
5	11190.813	52.03	-1.64	74.0	21.97	Peak	18.00	200	Vertical	Pass
5**	11190.813	41.84	-1.64	54.0	12.16	AV	18.00	200	Vertical	Pass
6	15737.250	52.12	0.20	74.0	21.88	Peak	339.00	100	Vertical	Pass
6**	15737.250	43.34	0.20	54.0	10.66	AV	339.00	100	Vertical	Pass

11n40, U-NII-3, 1 GHz to 18 GHz, High Channel, ANT H

No.	Frequency (MHz)	Results (dBuV/m)	Factor (dB)	Limit (dBuV/m)	Margin (dB)	Detector	Table (Degree)	Height (cm)	Antenna	Verdict
1	1554.100	45.48	-16.91	74.0	28.52	Peak	293.00	400	Horizontal	Pass
1**	1554.100	38.51	-16.91	54.0	15.49	AV	293.00	400	Horizontal	Pass
2	3648.500	48.00	-4.85	74.0	26.00	Peak	140.00	200	Horizontal	Pass
2**	3648.500	38.84	-4.85	54.0	15.16	AV	140.00	200	Horizontal	Pass
3	5804.250	107.32	-1.58	--	--	Peak	296.00	150	Horizontal	N/A
3**	5804.250	98.88	-1.58	--	--	AV	296.00	150	Horizontal	N/A
4	7560.250	53.28	1.24	74.0	20.72	Peak	286.00	200	Horizontal	Pass
4**	7560.250	44.11	1.24	54.0	9.89	AV	286.00	200	Horizontal	Pass
5	10715.813	51.33	-2.19	74.0	22.67	Peak	298.00	200	Horizontal	Pass
5**	10715.813	41.97	-2.19	54.0	12.03	AV	298.00	200	Horizontal	Pass
6	15740.401	52.41	0.24	74.0	21.59	Peak	103.00	100	Horizontal	Pass
6**	15740.401	43.66	0.24	54.0	10.34	AV	103.00	100	Horizontal	Pass

11n40, U-NII-3, 1 GHz to 18 GHz, High Channel, ANT V

No.	Frequency (MHz)	Results (dBuV/m)	Factor (dB)	Limit (dBuV/m)	Margin (dB)	Detector	Table (Degree)	Height (cm)	Antenna	Verdict
1	1530.000	48.09	-16.55	74.0	25.91	Peak	133.00	300	Vertical	Pass
1**	1530.000	42.56	-16.55	54.0	11.44	AV	133.00	300	Vertical	Pass
2	5000.000	54.87	-2.19	74.0	19.13	Peak	237.00	150	Vertical	Pass
2**	5000.000	50.74	-2.19	54.0	3.26	AV	237.00	150	Vertical	Pass
3	5802.750	101.66	-1.59	--	--	Peak	48.00	200	Vertical	N/A
3**	5802.750	93.62	-1.59	--	--	AV	48.00	200	Vertical	N/A
4	7474.250	53.55	1.90	74.0	20.45	Peak	93.00	200	Vertical	Pass
4**	7474.250	44.14	1.90	54.0	9.86	AV	93.00	200	Vertical	Pass
5	11136.900	51.95	-0.96	74.0	22.05	Peak	72.00	100	Vertical	Pass
5**	11136.900	42.38	-0.96	54.0	11.62	AV	72.00	100	Vertical	Pass
6	15744.600	52.86	0.30	74.0	21.14	Peak	259.00	150	Vertical	Pass
6**	15744.600	43.16	0.30	54.0	10.84	AV	259.00	150	Vertical	Pass

11ac20, U-NII-3, 1 GHz to 18 GHz, Low Channel, ANT H

No.	Frequency (MHz)	Results (dBuV/m)	Factor (dB)	Limit (dBuV/m)	Margin (dB)	Detector	Table (Degree)	Height (cm)	Antenna	Verdict
1	1557.500	45.89	-16.86	74.0	28.11	Peak	293.00	400	Horizontal	Pass
1**	1557.500	38.32	-16.86	54.0	15.68	AV	293.00	400	Horizontal	Pass
2	4280.250	47.59	-4.24	74.0	26.41	Peak	119.00	100	Horizontal	Pass
2**	4280.250	38.98	-4.24	54.0	15.02	AV	119.00	100	Horizontal	Pass
3	5741.500	108.66	-1.70	--	--	Peak	298.00	150	Horizontal	N/A
3**	5741.500	100.85	-1.70	--	--	AV	298.00	150	Horizontal	N/A
4	7644.250	53.21	0.73	74.0	20.79	Peak	40.00	300	Horizontal	Pass
4**	7644.250	43.03	0.73	54.0	10.97	AV	40.00	300	Horizontal	Pass
5	10807.487	51.57	-2.85	74.0	22.43	Peak	11.00	200	Horizontal	Pass
5**	10807.487	42.21	-2.85	54.0	11.79	AV	11.00	200	Horizontal	Pass
6	15742.763	52.93	0.27	74.0	21.07	Peak	22.00	100	Horizontal	Pass
6**	15742.763	43.92	0.27	54.0	10.08	AV	22.00	100	Horizontal	Pass

11ac20, U-NII-3, 1 GHz to 18 GHz, Low Channel, ANT V

No.	Frequency (MHz)	Results (dBuV/m)	Factor (dB)	Limit (dBuV/m)	Margin (dB)	Detector	Table (Degree)	Height (cm)	Antenna	Verdict
1	1535.100	47.97	-16.47	74.0	26.03	Peak	129.00	100	Vertical	Pass
1**	1535.100	42.33	-16.47	54.0	11.67	AV	129.00	100	Vertical	Pass
2	5000.250	53.69	-2.19	74.0	20.31	Peak	239.00	150	Vertical	Pass
2**	5000.250	50.64	-2.19	54.0	3.36	AV	239.00	150	Vertical	Pass
3	5748.000	103.72	-1.62	--	--	Peak	42.00	150	Vertical	N/A
3**	5748.000	96.56	-1.62	--	--	AV	42.00	150	Vertical	N/A
4	7474.500	53.50	1.92	74.0	20.50	Peak	123.00	100	Vertical	Pass
4**	7474.500	44.52	1.92	54.0	9.48	AV	123.00	100	Vertical	Pass
5	11125.026	51.23	-0.98	74.0	22.77	Peak	125.00	100	Vertical	Pass
5**	11125.026	41.88	-0.98	54.0	12.12	AV	125.00	100	Vertical	Pass
6	15766.912	51.52	-0.09	74.0	22.48	Peak	237.00	400	Vertical	Pass
6**	15766.912	43.78	-0.09	54.0	10.22	AV	237.00	400	Vertical	Pass

11ac20, U-NII-3, 1 GHz to 18 GHz, Middle Channel, ANT H

No.	Frequency (MHz)	Results (dBuV/m)	Factor (dB)	Limit (dBuV/m)	Margin (dB)	Detector	Table (Degree)	Height (cm)	Antenna	Verdict
1	1553.900	45.38	-16.90	74.0	28.62	Peak	291.00	300	Horizontal	Pass
1**	1553.900	38.16	-16.90	54.0	15.84	AV	291.00	300	Horizontal	Pass
2	4348.250	48.09	-4.08	74.0	25.91	Peak	334.00	200	Horizontal	Pass
2**	4348.250	39.26	-4.08	54.0	14.74	AV	334.00	200	Horizontal	Pass
3	5783.250	108.77	-1.76	--	--	Peak	298.00	200	Horizontal	N/A
3**	5783.250	101.12	-1.76	--	--	AV	298.00	200	Horizontal	N/A
4	7360.500	53.34	0.68	74.0	20.66	Peak	360.00	300	Horizontal	Pass
4**	7360.500	43.40	0.68	54.0	10.60	AV	360.00	300	Horizontal	Pass
5	11129.538	51.61	-0.97	74.0	22.39	Peak	222.00	100	Horizontal	Pass
5**	11129.538	42.55	-0.97	54.0	11.45	AV	222.00	100	Horizontal	Pass
6	15787.125	51.33	-0.64	74.0	22.67	Peak	48.00	200	Horizontal	Pass
6**	15787.125	41.54	-0.64	54.0	12.46	AV	48.00	200	Horizontal	Pass

11ac20, U-NII-3, 1 GHz to 18 GHz, Middle Channel, ANT V

No.	Frequency (MHz)	Results (dBuV/m)	Factor (dB)	Limit (dBuV/m)	Margin (dB)	Detector	Table (Degree)	Height (cm)	Antenna	Verdict
1	1535.200	48.16	-16.48	74.0	25.84	Peak	131.00	400	Vertical	Pass
1**	1535.200	42.07	-16.48	54.0	11.93	AV	131.00	400	Vertical	Pass
2	4999.750	54.45	-2.19	74.0	19.55	Peak	245.00	150	Vertical	Pass
2**	4999.750	50.73	-2.19	54.0	3.27	AV	245.00	150	Vertical	Pass
3	5781.750	103.64	-1.74	--	--	Peak	40.00	100	Vertical	N/A
3**	5781.750	95.52	-1.74	--	--	AV	40.00	100	Vertical	N/A
4	7475.750	53.42	2.03	74.0	20.58	Peak	86.00	200	Vertical	Pass
4**	7475.750	43.68	2.03	54.0	10.32	AV	86.00	200	Vertical	Pass
5	11143.550	51.23	-0.96	74.0	22.77	Peak	245.00	150	Vertical	Pass
5**	11143.550	42.48	-0.96	54.0	11.52	AV	245.00	150	Vertical	Pass
6	15847.238	52.35	-0.73	74.0	21.65	Peak	276.00	300	Vertical	Pass
6**	15847.238	41.58	-0.73	54.0	12.42	AV	276.00	300	Vertical	Pass

11ac20, U-NII-3, 1 GHz to 18 GHz, High Channel, ANT H

No.	Frequency (MHz)	Results (dBuV/m)	Factor (dB)	Limit (dBuV/m)	Margin (dB)	Detector	Table (Degree)	Height (cm)	Antenna	Verdict
1	1554.100	45.50	-16.91	74.0	28.50	Peak	294.00	200	Horizontal	Pass
1**	1554.100	38.29	-16.91	54.0	15.71	AV	294.00	200	Horizontal	Pass
2	4306.000	48.63	-4.03	74.0	25.37	Peak	360.00	400	Horizontal	Pass
2**	4306.000	39.37	-4.03	54.0	14.63	AV	360.00	400	Horizontal	Pass
3	5827.500	108.88	-1.61	--	--	Peak	296.00	150	Horizontal	N/A
3**	5827.500	100.87	-1.61	--	--	AV	296.00	150	Horizontal	N/A
4	7522.500	53.50	2.29	74.0	20.50	Peak	4.00	100	Horizontal	Pass
4**	7522.500	44.80	2.29	54.0	9.20	AV	4.00	100	Horizontal	Pass
5	11178.937	51.73	-1.44	74.0	22.27	Peak	222.00	100	Horizontal	Pass
5**	11178.937	41.72	-1.44	54.0	12.28	AV	222.00	100	Horizontal	Pass
6	15727.013	51.72	0.06	74.0	22.28	Peak	259.00	300	Horizontal	Pass
6**	15727.013	42.40	0.06	54.0	11.60	AV	259.00	300	Horizontal	Pass

11ac20, U-NII-3, 1 GHz to 18 GHz, High Channel, ANT V

No.	Frequency (MHz)	Results (dBuV/m)	Factor (dB)	Limit (dBuV/m)	Margin (dB)	Detector	Table (Degree)	Height (cm)	Antenna	Verdict
1	1535.200	48.18	-16.48	74.0	25.82	Peak	129.00	200	Vertical	Pass
1**	1535.200	42.03	-16.48	54.0	11.97	AV	129.00	200	Vertical	Pass
2	5000.000	54.55	-2.19	74.0	19.45	Peak	242.00	150	Vertical	Pass
2**	5000.000	50.90	-2.19	54.0	3.10	AV	242.00	150	Vertical	Pass
3	5825.750	104.90	-1.69	--	--	Peak	41.00	100	Vertical	N/A
3**	5825.750	96.50	-1.69	--	--	AV	41.00	100	Vertical	N/A
4	7500.000	53.36	0.98	74.0	20.64	Peak	23.00	200	Vertical	Pass
4**	7500.000	44.31	0.98	54.0	9.69	AV	23.00	200	Vertical	Pass
5	10714.625	51.26	-2.21	74.0	22.74	Peak	313.00	150	Vertical	Pass
5**	10714.625	42.49	-2.21	54.0	11.51	AV	313.00	150	Vertical	Pass
6	15770.849	51.98	-0.20	74.0	22.02	Peak	264.00	100	Vertical	Pass
6**	15770.849	43.34	-0.20	54.0	10.66	AV	264.00	100	Vertical	Pass

11ac40, U-NII-3, 1 GHz to 18 GHz, Low Channel, ANT H

No.	Frequency (MHz)	Results (dBuV/m)	Factor (dB)	Limit (dBuV/m)	Margin (dB)	Detector	Table (Degree)	Height (cm)	Antenna	Verdict
1	1554.500	45.49	-16.93	74.0	28.51	Peak	296.00	200	Horizontal	Pass
1**	1554.500	38.40	-16.93	54.0	15.60	AV	296.00	200	Horizontal	Pass
2	4279.750	48.57	-4.19	74.0	25.43	Peak	327.00	100	Horizontal	Pass
2**	4279.750	39.19	-4.19	54.0	14.81	AV	327.00	100	Horizontal	Pass
3	5768.000	106.68	-0.76	--	--	Peak	293.00	200	Horizontal	N/A
3**	5768.000	99.53	-0.76	--	--	AV	293.00	200	Horizontal	N/A
4	7477.500	52.99	1.57	74.0	21.01	Peak	237.00	400	Horizontal	Pass
4**	7477.500	43.81	1.57	54.0	10.19	AV	237.00	400	Horizontal	Pass
5	10713.201	51.62	-2.23	74.0	22.38	Peak	93.00	200	Horizontal	Pass
5**	10713.201	41.86	-2.23	54.0	12.14	AV	93.00	200	Horizontal	Pass
6	15745.388	51.75	0.31	74.0	22.25	Peak	201.00	400	Horizontal	Pass
6**	15745.388	43.81	0.31	54.0	10.19	AV	201.00	400	Horizontal	Pass

11ac40, U-NII-3, 1 GHz to 18 GHz, Low Channel, ANT V

No.	Frequency (MHz)	Results (dBuV/m)	Factor (dB)	Limit (dBuV/m)	Margin (dB)	Detector	Table (Degree)	Height (cm)	Antenna	Verdict
1	1529.900	48.12	-16.56	74.0	25.88	Peak	130.00	400	Vertical	Pass
1**	1529.900	43.07	-16.56	54.0	10.93	AV	130.00	400	Vertical	Pass
2	5000.000	54.05	-2.19	74.0	19.95	Peak	244.00	150	Vertical	Pass
2**	5000.000	50.75	-2.19	54.0	3.25	AV	244.00	150	Vertical	Pass
3	5768.500	101.04	-0.75	--	--	Peak	40.00	150	Vertical	N/A
3**	5768.500	92.87	-0.75	--	--	AV	40.00	150	Vertical	N/A
4	7341.250	53.95	1.18	74.0	20.05	Peak	128.00	100	Vertical	Pass
4**	7341.250	43.63	1.18	54.0	10.37	AV	128.00	100	Vertical	Pass
5	11166.349	51.72	-1.23	74.0	22.28	Peak	178.00	150	Vertical	Pass
5**	11166.349	42.17	-1.23	54.0	11.83	AV	178.00	150	Vertical	Pass
6	15742.500	52.65	0.27	74.0	21.35	Peak	91.00	200	Vertical	Pass
6**	15742.500	43.75	0.27	54.0	10.25	AV	91.00	200	Vertical	Pass

11ac40, U-NII-3, 1 GHz to 18 GHz, High Channel, ANT H

No.	Frequency (MHz)	Results (dBuV/m)	Factor (dB)	Limit (dBuV/m)	Margin (dB)	Detector	Table (Degree)	Height (cm)	Antenna	Verdict
1	1554.200	45.55	-16.92	74.0	28.45	Peak	293.00	400	Horizontal	Pass
1**	1554.200	38.32	-16.92	54.0	15.68	AV	293.00	400	Horizontal	Pass
2	4387.000	48.17	-4.18	74.0	25.83	Peak	4.00	100	Horizontal	Pass
2**	4387.000	39.31	-4.18	54.0	14.69	AV	4.00	100	Horizontal	Pass
3	5801.750	106.37	-1.71	--	--	Peak	288.00	200	Horizontal	N/A
3**	5801.750	99.09	-1.71	--	--	AV	288.00	200	Horizontal	N/A
4	7505.250	53.23	0.98	74.0	20.77	Peak	233.00	300	Horizontal	Pass
4**	7505.250	43.99	0.98	54.0	10.01	AV	233.00	300	Horizontal	Pass
5	10714.863	51.63	-2.20	74.0	22.37	Peak	253.00	200	Horizontal	Pass
5**	10714.863	41.84	-2.20	54.0	12.16	AV	253.00	200	Horizontal	Pass
6	15750.638	51.67	0.36	74.0	22.33	Peak	281.00	300	Horizontal	Pass
6**	15750.638	43.22	0.36	54.0	10.78	AV	281.00	300	Horizontal	Pass

11ac40, U-NII-3, 1 GHz to 18 GHz, High Channel, ANT V

No.	Frequency (MHz)	Results (dBuV/m)	Factor (dB)	Limit (dBuV/m)	Margin (dB)	Detector	Table (Degree)	Height (cm)	Antenna	Verdict
1	1530.100	47.87	-16.54	74.0	26.13	Peak	128.00	200	Vertical	Pass
1**	1530.100	43.24	-16.54	54.0	10.76	AV	128.00	200	Vertical	Pass
2	5000.000	54.64	-2.19	74.0	19.36	Peak	235.00	150	Vertical	Pass
2**	5000.000	53.70	-2.19	54.0	3.30	AV	235.00	150	Vertical	Pass
3	5787.000	101.68	-1.71	--	--	Peak	42.00	100	Vertical	N/A
3**	5787.000	93.77	-1.71	--	--	AV	42.00	100	Vertical	N/A
4	7492.500	53.34	1.26	74.0	20.66	Peak	0.00	300	Vertical	Pass
4**	7492.500	44.14	1.26	54.0	9.86	AV	0.00	300	Vertical	Pass
5	10722.700	51.84	-2.08	74.0	22.16	Peak	283.00	150	Vertical	Pass
5**	10722.700	42.32	-2.08	54.0	11.68	AV	283.00	150	Vertical	Pass
6	15745.651	52.07	0.31	74.0	21.93	Peak	303.00	200	Vertical	Pass
6**	15745.651	42.99	0.31	54.0	11.01	AV	303.00	200	Vertical	Pass

11ac80, U-NII-3, 1 GHz to 18 GHz, Middle Channel, ANT H

No.	Frequency (MHz)	Results (dBuV/m)	Factor (dB)	Limit (dBuV/m)	Margin (dB)	Detector	Table (Degree)	Height (cm)	Antenna	Verdict
1	1557.400	45.00	-16.87	74.0	29.00	Peak	296.00	300	Horizontal	Pass
1**	1557.400	37.07	-16.87	54.0	16.93	AV	296.00	300	Horizontal	Pass
2	4382.250	48.24	-4.13	74.0	25.76	Peak	57.00	300	Horizontal	Pass
2**	4382.250	38.60	-4.13	54.0	15.40	AV	57.00	300	Horizontal	Pass
3	5762.000	103.19	-0.97	--	--	Peak	294.00	100	Horizontal	N/A
3**	5762.000	95.85	-0.97	--	--	AV	294.00	100	Horizontal	N/A
4	7522.250	53.15	2.28	74.0	20.85	Peak	108.00	100	Horizontal	Pass
4**	7522.250	44.85	2.28	54.0	9.15	AV	108.00	100	Horizontal	Pass
5	11141.888	51.46	-0.96	74.0	22.54	Peak	0.00	150	Horizontal	Pass
5**	11141.888	41.86	-0.96	54.0	12.14	AV	0.00	150	Horizontal	Pass
6	15862.462	51.83	-0.68	74.0	22.17	Peak	113.00	100	Horizontal	Pass
6**	15862.462	41.69	-0.68	54.0	12.31	AV	113.00	100	Horizontal	Pass

11ac80, U-NII-3, 1 GHz to 18 GHz, Middle Channel, ANT V

No.	Frequency (MHz)	Results (dBuV/m)	Factor (dB)	Limit (dBuV/m)	Margin (dB)	Detector	Table (Degree)	Height (cm)	Antenna	Verdict
1	1529.900	47.94	-16.56	74.0	26.06	Peak	124.00	300	Vertical	Pass
1**	1529.900	42.90	-16.56	54.0	11.10	AV	124.00	300	Vertical	Pass
2	5000.000	54.78	-2.19	74.0	19.22	Peak	240.00	150	Vertical	Pass
2**	5000.000	50.55	-2.19	54.0	3.45	AV	240.00	150	Vertical	Pass
3	5777.500	97.48	-1.26	--	--	Peak	42.00	200	Vertical	N/A
3**	5777.500	88.95	-1.26	--	--	AV	42.00	200	Vertical	N/A
4	7619.500	53.13	1.12	74.0	20.87	Peak	240.00	200	Vertical	Pass
4**	7619.500	43.49	1.12	54.0	10.51	AV	240.00	200	Vertical	Pass
5	10729.113	52.36	-1.98	74.0	21.64	Peak	0.00	200	Vertical	Pass
5**	10729.113	42.29	-1.98	54.0	11.71	AV	0.00	200	Vertical	Pass
6	15775.838	52.37	-0.33	74.0	21.63	Peak	252.00	400	Vertical	Pass
6**	15775.838	43.32	-0.33	54.0	10.68	AV	252.00	400	Vertical	Pass

11ax20 (SU), U-NII-3, 1 GHz to 18 GHz, Low Channel, ANT H

No.	Frequency (MHz)	Results (dBuV/m)	Factor (dB)	Limit (dBuV/m)	Margin (dB)	Detector	Table (Degree)	Height (cm)	Antenna	Verdict
1	1535.300	45.67	-16.48	74.0	28.33	Peak	300.00	100	Horizontal	Pass
1**	1535.300	37.55	-16.48	54.0	16.45	AV	300.00	100	Horizontal	Pass
2	4357.000	48.24	-3.90	74.0	25.76	Peak	233.00	200	Horizontal	Pass
2**	4357.000	39.24	-3.90	54.0	14.76	AV	233.00	200	Horizontal	Pass
3	5752.500	108.95	-1.22	--	--	Peak	295.00	200	Horizontal	N/A
3**	5752.500	101.38	-1.22	--	--	AV	295.00	200	Horizontal	N/A
4	7517.250	53.94	2.01	74.0	20.06	Peak	104.00	200	Horizontal	Pass
4**	7517.250	44.69	2.01	54.0	9.31	AV	104.00	200	Horizontal	Pass
5	11125.975	51.63	-0.98	74.0	22.37	Peak	71.00	100	Horizontal	Pass
5**	11125.975	43.16	-0.98	54.0	10.84	AV	71.00	100	Horizontal	Pass
6	15748.799	52.22	0.36	74.0	21.78	Peak	136.00	400	Horizontal	Pass
6**	15748.799	44.00	0.36	54.0	10.00	AV	136.00	400	Horizontal	Pass

11ax20 (SU), U-NII-3, 1 GHz to 18 GHz, Low Channel, ANT V

No.	Frequency (MHz)	Results (dBuV/m)	Factor (dB)	Limit (dBuV/m)	Margin (dB)	Detector	Table (Degree)	Height (cm)	Antenna	Verdict
1	1529.900	48.00	-16.56	74.0	26.00	Peak	128.00	100	Vertical	Pass
1**	1529.900	42.93	-16.56	54.0	11.07	AV	128.00	100	Vertical	Pass
2	5000.000	54.35	-2.19	74.0	19.65	Peak	237.00	150	Vertical	Pass
2**	5000.000	50.26	-2.19	54.0	3.74	AV	237.00	150	Vertical	Pass
3	5743.250	104.32	-1.70	--	--	Peak	38.00	100	Vertical	N/A
3**	5743.250	95.13	-1.70	--	--	AV	38.00	100	Vertical	N/A
4	7352.750	53.50	0.99	74.0	20.50	Peak	116.00	400	Vertical	Pass
4**	7352.750	44.55	0.99	54.0	9.45	AV	116.00	400	Vertical	Pass
5	10947.138	51.34	-2.56	74.0	22.66	Peak	19.00	150	Vertical	Pass
5**	10947.138	42.24	-2.56	54.0	11.76	AV	19.00	150	Vertical	Pass
6	15758.775	51.37	0.13	74.0	22.63	Peak	360.00	300	Vertical	Pass
6**	15758.775	43.36	0.13	54.0	10.64	AV	360.00	300	Vertical	Pass

11ax20 (SU), U-NII-3, 1 GHz to 18 GHz, Middle Channel, ANT H

No.	Frequency (MHz)	Results (dBuV/m)	Factor (dB)	Limit (dBuV/m)	Margin (dB)	Detector	Table (Degree)	Height (cm)	Antenna	Verdict
1	1553.800	45.69	-16.90	74.0	28.31	Peak	289.00	100	Horizontal	Pass
1**	1553.800	38.19	-16.90	54.0	15.81	AV	289.00	100	Horizontal	Pass
2	4338.750	48.44	-4.15	74.0	25.56	Peak	359.00	400	Horizontal	Pass
2**	4338.750	38.22	-4.15	54.0	15.78	AV	359.00	400	Horizontal	Pass
3	5789.000	109.99	-1.78	--	--	Peak	294.00	100	Horizontal	N/A
3**	5789.000	100.75	-1.78	--	--	AV	294.00	100	Horizontal	N/A
4	7358.500	53.22	0.88	74.0	20.78	Peak	145.00	300	Horizontal	Pass
4**	7358.500	44.10	0.88	54.0	9.90	AV	145.00	300	Horizontal	Pass
5	10966.138	51.66	-2.21	74.0	22.34	Peak	122.00	200	Horizontal	Pass
5**	10966.138	41.12	-2.21	54.0	12.88	AV	122.00	200	Horizontal	Pass
6	15748.275	52.51	0.35	74.0	21.49	Peak	291.00	200	Horizontal	Pass
6**	15748.275	42.84	0.35	54.0	11.16	AV	291.00	200	Horizontal	Pass

11ax20 (SU), U-NII-3, 1 GHz to 18 GHz, Middle Channel, ANT V

No.	Frequency (MHz)	Results (dBuV/m)	Factor (dB)	Limit (dBuV/m)	Margin (dB)	Detector	Table (Degree)	Height (cm)	Antenna	Verdict
1	1530.000	47.74	-16.55	74.0	26.26	Peak	135.00	300	Vertical	Pass
1**	1530.000	43.40	-16.55	54.0	10.60	AV	135.00	300	Vertical	Pass
2	5000.250	53.96	-2.19	74.0	20.04	Peak	243.00	150	Vertical	Pass
2**	5000.250	50.66	-2.19	54.0	3.34	AV	243.00	150	Vertical	Pass
3	5783.000	104.60	-1.76	--	--	Peak	1.00	100	Vertical	N/A
3**	5783.000	96.13	-1.76	--	--	AV	1.00	100	Vertical	N/A
4	7541.250	53.28	2.10	74.0	20.72	Peak	97.00	300	Vertical	Pass
4**	7541.250	44.20	2.10	54.0	9.80	AV	97.00	300	Vertical	Pass
5	11179.888	51.31	-1.46	74.0	22.69	Peak	360.00	200	Vertical	Pass
5**	11179.888	42.19	-1.46	54.0	11.81	AV	360.00	200	Vertical	Pass
6	15768.225	51.89	-0.12	74.0	22.11	Peak	286.00	100	Vertical	Pass
6**	15768.225	43.36	-0.12	54.0	10.64	AV	286.00	100	Vertical	Pass

11ax20 (SU), U-NII-3, 1 GHz to 18 GHz, High Channel, ANT H

No.	Frequency (MHz)	Results (dBuV/m)	Factor (dB)	Limit (dBuV/m)	Margin (dB)	Detector	Table (Degree)	Height (cm)	Antenna	Verdict
1	1554.500	45.81	-16.93	74.0	28.19	Peak	293.00	300	Horizontal	Pass
1**	1554.500	38.03	-16.93	54.0	15.97	AV	293.00	300	Horizontal	Pass
2	4365.250	48.12	-4.04	74.0	25.88	Peak	286.00	200	Horizontal	Pass
2**	4365.250	39.41	-4.04	54.0	14.59	AV	286.00	200	Horizontal	Pass
3	5817.000	109.73	-1.54	--	--	Peak	286.00	150	Horizontal	N/A
3**	5817.000	100.24	-1.54	--	--	AV	286.00	150	Horizontal	N/A
4	7552.500	53.38	1.23	74.0	20.62	Peak	91.00	400	Horizontal	Pass
4**	7552.500	43.47	1.23	54.0	10.53	AV	91.00	400	Horizontal	Pass
5	11133.813	51.47	-0.97	74.0	22.53	Peak	16.00	150	Horizontal	Pass
5**	11133.813	41.88	-0.97	54.0	12.12	AV	16.00	150	Horizontal	Pass
6	15744.600	52.11	0.30	74.0	21.89	Peak	218.00	100	Horizontal	Pass
6**	15744.600	42.81	0.30	54.0	11.19	AV	218.00	100	Horizontal	Pass

11ax20 (SU), U-NII-3, 1 GHz to 18 GHz, High Channel, ANT V

No.	Frequency (MHz)	Results (dBuV/m)	Factor (dB)	Limit (dBuV/m)	Margin (dB)	Detector	Table (Degree)	Height (cm)	Antenna	Verdict
1	1535.300	48.80	-16.48	74.0	25.20	Peak	133.00	400	Vertical	Pass
1**	1535.300	41.33	-16.48	54.0	12.67	AV	133.00	400	Vertical	Pass
2	5000.000	54.02	-2.19	74.0	19.98	Peak	233.00	150	Vertical	Pass
2**	5000.000	50.18	-2.19	54.0	3.82	AV	233.00	150	Vertical	Pass
3	5822.500	105.36	-1.79	--	--	Peak	4.00	100	Vertical	N/A
3**	5822.500	95.45	-1.79	--	--	AV	4.00	100	Vertical	N/A
4	7355.750	53.51	0.68	74.0	20.49	Peak	315.00	300	Vertical	Pass
4**	7355.750	44.07	0.68	54.0	9.93	AV	315.00	300	Vertical	Pass
5	10724.362	51.65	-2.05	74.0	22.35	Peak	54.00	100	Vertical	Pass
5**	10724.362	42.72	-2.05	54.0	11.28	AV	54.00	100	Vertical	Pass
6	15747.750	52.17	0.34	74.0	21.83	Peak	228.00	400	Vertical	Pass
6**	15747.750	43.33	0.34	54.0	10.67	AV	228.00	400	Vertical	Pass

11ax40 (SU), U-NII-3, 1 GHz to 18 GHz, Low Channel, ANT H

No.	Frequency (MHz)	Results (dBuV/m)	Factor (dB)	Limit (dBuV/m)	Margin (dB)	Detector	Table (Degree)	Height (cm)	Antenna	Verdict
1	1554.000	45.29	-16.91	74.0	28.71	Peak	295.00	400	Horizontal	Pass
1**	1554.000	39.23	-16.91	54.0	14.77	AV	295.00	400	Horizontal	Pass
2	4322.000	47.83	-4.12	74.0	26.17	Peak	262.00	400	Horizontal	Pass
2**	4322.000	38.91	-4.12	54.0	15.09	AV	262.00	400	Horizontal	Pass
3	5757.250	108.17	-1.11	--	--	Peak	291.00	100	Horizontal	N/A
3**	5757.250	98.53	-1.11	--	--	AV	291.00	100	Horizontal	N/A
4	7510.000	53.36	1.76	74.0	20.64	Peak	281.00	400	Horizontal	Pass
4**	7510.000	44.17	1.76	54.0	9.83	AV	281.00	400	Horizontal	Pass
5	11130.724	51.47	-0.97	74.0	22.53	Peak	327.00	100	Horizontal	Pass
5**	11130.724	43.07	-0.97	54.0	10.93	AV	327.00	100	Horizontal	Pass
6	15750.375	51.86	0.36	74.0	22.14	Peak	9.00	400	Horizontal	Pass
6**	15750.375	43.66	0.36	54.0	10.34	AV	9.00	400	Horizontal	Pass

11ax40 (SU), U-NII-3, 1 GHz to 18 GHz, Low Channel, ANT V

No.	Frequency (MHz)	Results (dBuV/m)	Factor (dB)	Limit (dBuV/m)	Margin (dB)	Detector	Table (Degree)	Height (cm)	Antenna	Verdict
1	1534.800	48.13	-16.46	74.0	25.87	Peak	128.00	400	Vertical	Pass
1**	1534.800	43.01	-16.46	54.0	10.99	AV	128.00	400	Vertical	Pass
2	5000.000	55.17	-2.19	74.0	18.83	Peak	242.00	150	Vertical	Pass
2**	5000.000	50.81	-2.19	54.0	3.19	AV	242.00	150	Vertical	Pass
3	5753.250	102.65	-1.21	--	--	Peak	41.00	200	Vertical	N/A
3**	5753.250	92.53	-1.21	--	--	AV	41.00	200	Vertical	N/A
4	7495.750	53.55	1.24	74.0	20.45	Peak	296.00	200	Vertical	Pass
4**	7495.750	44.04	1.24	54.0	9.96	AV	296.00	200	Vertical	Pass
5	11150.200	51.45	-0.95	74.0	22.55	Peak	212.00	150	Vertical	Pass
5**	11150.200	42.22	-0.95	54.0	11.78	AV	212.00	150	Vertical	Pass
6	15767.175	51.63	-0.10	74.0	22.37	Peak	164.00	100	Vertical	Pass
6**	15767.175	42.52	-0.10	54.0	11.48	AV	164.00	100	Vertical	Pass

11ax40 (SU), U-NII-3, 1 GHz to 18 GHz, High Channel, ANT H

No.	Frequency (MHz)	Results (dBuV/m)	Factor (dB)	Limit (dBuV/m)	Margin (dB)	Detector	Table (Degree)	Height (cm)	Antenna	Verdict
1	1554.200	46.84	-16.92	74.0	27.16	Peak	291.00	200	Horizontal	Pass
1**	1554.200	38.89	-16.92	54.0	15.11	AV	291.00	200	Horizontal	Pass
2	4281.000	48.05	-4.34	74.0	25.95	Peak	225.00	300	Horizontal	Pass
2**	4281.000	38.43	-4.34	54.0	15.57	AV	225.00	300	Horizontal	Pass
3	5793.000	106.84	-1.69	--	--	Peak	289.00	100	Horizontal	N/A
3**	5793.000	99.14	-1.69	--	--	AV	289.00	100	Horizontal	N/A
4	7509.500	53.31	1.72	74.0	20.69	Peak	70.00	200	Horizontal	Pass
4**	7509.500	44.53	1.72	54.0	9.47	AV	70.00	200	Horizontal	Pass
5	10960.912	51.72	-2.31	74.0	22.28	Peak	312.00	200	Horizontal	Pass
5**	10960.912	41.57	-2.31	54.0	12.43	AV	312.00	200	Horizontal	Pass
6	15750.638	51.69	0.36	74.0	22.31	Peak	24.00	200	Horizontal	Pass
6**	15750.638	42.17	0.36	54.0	11.83	AV	24.00	200	Horizontal	Pass

11ax40 (SU), U-NII-3, 1 GHz to 18 GHz, High Channel, ANT V

No.	Frequency (MHz)	Results (dBuV/m)	Factor (dB)	Limit (dBuV/m)	Margin (dB)	Detector	Table (Degree)	Height (cm)	Antenna	Verdict
1	1530.100	48.14	-16.54	74.0	25.86	Peak	125.00	100	Vertical	Pass
1**	1530.100	42.96	-16.54	54.0	11.04	AV	125.00	100	Vertical	Pass
2	5000.000	54.18	-2.19	74.0	19.82	Peak	240.00	150	Vertical	Pass
2**	5000.000	50.86	-2.19	54.0	3.14	AV	240.00	150	Vertical	Pass
3	5790.500	101.19	-1.80	--	--	Peak	41.00	100	Vertical	N/A
3**	5790.500	92.95	-1.80	--	--	AV	41.00	100	Vertical	N/A
4	7495.000	53.53	1.25	74.0	20.47	Peak	167.00	200	Vertical	Pass
4**	7495.000	44.04	1.25	54.0	9.96	AV	167.00	200	Vertical	Pass
5	11138.326	51.50	-0.96	74.0	22.50	Peak	339.00	200	Vertical	Pass
5**	11138.326	42.06	-0.96	54.0	11.94	AV	339.00	200	Vertical	Pass
6	15760.088	51.70	0.10	74.0	22.30	Peak	274.00	100	Vertical	Pass
6**	15760.088	42.47	0.10	54.0	11.53	AV	274.00	100	Vertical	Pass

11ax80 (SU), U-NII-3, 1 GHz to 18 GHz, Middle Channel, ANT H

No.	Frequency (MHz)	Results (dBuV/m)	Factor (dB)	Limit (dBuV/m)	Margin (dB)	Detector	Table (Degree)	Height (cm)	Antenna	Verdict
1	1554.400	45.44	-16.93	74.0	28.56	Peak	293.00	300	Horizontal	Pass
1**	1554.400	38.85	-16.93	54.0	15.15	AV	293.00	300	Horizontal	Pass
2	4233.250	48.66	-4.19	74.0	25.34	Peak	12.00	300	Horizontal	Pass
2**	4233.250	39.45	-4.19	54.0	14.55	AV	12.00	300	Horizontal	Pass
3	5769.750	103.69	-0.75	--	--	Peak	287.00	200	Horizontal	N/A
3**	5769.750	94.23	-0.75	--	--	AV	287.00	200	Horizontal	N/A
4	7509.750	53.42	1.77	74.0	20.58	Peak	73.00	400	Horizontal	Pass
4**	7509.750	44.99	1.77	54.0	9.01	AV	73.00	400	Horizontal	Pass
5	11140.700	51.13	-0.96	74.0	22.87	Peak	0.00	100	Horizontal	Pass
5**	11140.700	42.27	-0.96	54.0	11.73	AV	0.00	100	Horizontal	Pass
6	15750.112	51.96	0.37	74.0	22.04	Peak	360.00	200	Horizontal	Pass
6**	15750.112	42.73	0.37	54.0	11.27	AV	360.00	200	Horizontal	Pass

11ax80 (SU), U-NII-3, 1 GHz to 18 GHz, Middle Channel, ANT V

No.	Frequency (MHz)	Results (dBuV/m)	Factor (dB)	Limit (dBuV/m)	Margin (dB)	Detector	Table (Degree)	Height (cm)	Antenna	Verdict
1	1530.100	48.48	-16.54	74.0	25.52	Peak	130.00	100	Vertical	Pass
1**	1530.100	42.84	-16.54	54.0	11.16	AV	130.00	100	Vertical	Pass
2	5000.000	55.31	-2.19	74.0	18.69	Peak	235.00	150	Vertical	Pass
2**	5000.000	53.02	-2.19	54.0	3.98	AV	235.00	150	Vertical	Pass
3	5770.500	99.43	-0.78	--	--	Peak	0.00	100	Vertical	N/A
3**	5770.500	88.99	-0.78	--	--	AV	0.00	100	Vertical	N/A
4	7680.750	53.54	1.01	74.0	20.46	Peak	0.00	300	Vertical	Pass
4**	7680.750	44.11	1.01	54.0	9.89	AV	0.00	300	Vertical	Pass
5	11133.575	51.44	-0.97	74.0	22.56	Peak	57.00	100	Vertical	Pass
5**	11133.575	42.62	-0.97	54.0	11.38	AV	57.00	100	Vertical	Pass
6	15495.487	51.55	-0.72	74.0	22.45	Peak	106.00	200	Vertical	Pass
6**	15495.487	41.93	-0.72	54.0	12.07	AV	106.00	200	Vertical	Pass

MIMO

11n20, U-NII-1, 1 GHz to 18 GHz, Low Channel, ANT H

No.	Frequency (MHz)	Results (dBuV/m)	Factor (dB)	Limit (dBuV/m)	Margin (dB)	Detector	Table (Degree)	Height (cm)	Antenna	Verdict
1	1604.800	49.32	-16.47	74.0	24.68	Peak	223.00	200	Horizontal	Pass
1**	1604.800	42.37	-16.47	54.0	11.63	AV	223.00	200	Horizontal	Pass
2	4356.750	48.19	-3.93	74.0	25.81	Peak	318.00	100	Horizontal	Pass
2**	4356.750	39.49	-3.93	54.0	14.51	AV	318.00	100	Horizontal	Pass
3	5184.500	110.53	-1.42	--	--	Peak	48.00	150	Horizontal	N/A
3**	5184.500	103.72	-1.42	--	--	AV	48.00	150	Horizontal	N/A
4	7537.750	53.00	2.13	74.0	21.00	Peak	4.00	400	Horizontal	Pass
4**	7537.750	44.11	2.13	54.0	9.89	AV	4.00	400	Horizontal	Pass
5	11182.737	51.85	-1.50	74.0	22.15	Peak	314.00	150	Horizontal	Pass
5**	11182.737	42.68	-1.50	54.0	11.32	AV	314.00	150	Horizontal	Pass
6	15756.937	52.06	0.18	74.0	21.94	Peak	23.00	400	Horizontal	Pass
6**	15756.937	42.64	0.18	54.0	11.36	AV	23.00	400	Horizontal	Pass

11n20, U-NII-1, 1 GHz to 18 GHz, Low Channel, ANT V

No.	Frequency (MHz)	Results (dBuV/m)	Factor (dB)	Limit (dBuV/m)	Margin (dB)	Detector	Table (Degree)	Height (cm)	Antenna	Verdict
1	1622.200	49.07	-16.86	74.0	24.93	Peak	26.00	400	Vertical	Pass
1**	1622.200	42.55	-16.86	54.0	11.45	AV	26.00	400	Vertical	Pass
2	3605.000	49.44	-5.83	74.0	24.56	Peak	238.00	100	Vertical	Pass
2**	3605.000	41.42	-5.83	54.0	12.58	AV	238.00	100	Vertical	Pass
3	5178.750	107.68	-1.05	--	--	Peak	50.00	150	Vertical	N/A
3**	5178.750	100.28	-1.05	--	--	AV	50.00	150	Vertical	N/A
4	7664.750	52.87	1.03	74.0	21.13	Peak	344.00	150	Vertical	Pass
4**	7664.750	43.63	1.03	54.0	10.37	AV	344.00	150	Vertical	Pass
5	10711.537	51.48	-2.25	74.0	22.52	Peak	106.00	150	Vertical	Pass
5**	10711.537	41.72	-2.25	54.0	12.28	AV	106.00	150	Vertical	Pass
6	15734.362	51.92	0.16	74.0	22.08	Peak	0.00	400	Vertical	Pass
6**	15734.362	42.19	0.16	54.0	11.81	AV	0.00	400	Vertical	Pass

11n20, U-NII-1, 1 GHz to 18 GHz, Middle Channel, ANT H

No.	Frequency (MHz)	Results (dBuV/m)	Factor (dB)	Limit (dBuV/m)	Margin (dB)	Detector	Table (Degree)	Height (cm)	Antenna	Verdict
1	1604.800	48.87	-16.47	74.0	25.13	Peak	218.00	300	Horizontal	Pass
1**	1604.800	43.07	-16.47	54.0	10.93	AV	218.00	300	Horizontal	Pass
2	4395.000	48.49	-4.04	74.0	25.51	Peak	318.00	300	Horizontal	Pass
2**	4395.000	38.94	-4.04	54.0	15.06	AV	318.00	300	Horizontal	Pass
3	5212.750	109.94	-1.98	--	--	Peak	50.00	200	Horizontal	N/A
3**	5212.750	103.46	-1.98	--	--	AV	50.00	200	Horizontal	N/A
4	7367.000	53.88	0.39	74.0	20.12	Peak	354.00	100	Horizontal	Pass
4**	7367.000	43.65	0.39	54.0	10.35	AV	354.00	100	Horizontal	Pass
5	11129.062	51.79	-0.97	74.0	22.21	Peak	215.00	100	Horizontal	Pass
5**	11129.062	42.14	-0.97	54.0	11.86	AV	215.00	100	Horizontal	Pass
6	15733.838	51.90	0.15	74.0	22.10	Peak	357.00	400	Horizontal	Pass
6**	15733.838	42.84	0.15	54.0	11.16	AV	357.00	400	Horizontal	Pass

11n20, U-NII-1, 1 GHz to 18 GHz, Middle Channel, ANT V

No.	Frequency (MHz)	Results (dBuV/m)	Factor (dB)	Limit (dBuV/m)	Margin (dB)	Detector	Table (Degree)	Height (cm)	Antenna	Verdict
1	1604.900	49.47	-16.48	74.0	24.53	Peak	29.00	400	Vertical	Pass
1**	1604.900	43.07	-16.48	54.0	10.93	AV	29.00	400	Vertical	Pass
2	3617.750	50.77	-6.00	74.0	23.23	Peak	264.00	400	Vertical	Pass
2**	3617.750	41.44	-6.00	54.0	12.56	AV	264.00	400	Vertical	Pass
3	5217.000	106.69	-2.01	--	--	Peak	48.00	200	Vertical	N/A
3**	5217.000	98.96	-2.01	--	--	AV	48.00	200	Vertical	N/A
4	7481.250	53.34	1.55	74.0	20.66	Peak	92.00	400	Vertical	Pass
4**	7481.250	45.02	1.55	54.0	8.98	AV	92.00	400	Vertical	Pass
5	11181.312	51.76	-1.48	74.0	22.24	Peak	171.00	150	Vertical	Pass
5**	11181.312	42.52	-1.48	54.0	11.48	AV	171.00	150	Vertical	Pass
6	15747.750	52.19	0.34	74.0	21.81	Peak	108.00	400	Vertical	Pass
6**	15747.750	43.97	0.34	54.0	10.03	AV	108.00	400	Vertical	Pass

11n20, U-NII-1, 1 GHz to 18 GHz, High Channel, ANT H

No.	Frequency (MHz)	Results (dBuV/m)	Factor (dB)	Limit (dBuV/m)	Margin (dB)	Detector	Table (Degree)	Height (cm)	Antenna	Verdict
1	1604.700	49.43	-16.47	74.0	24.57	Peak	220.00	300	Horizontal	Pass
1**	1604.700	42.83	-16.47	54.0	11.17	AV	220.00	300	Horizontal	Pass
2	4253.000	48.90	-4.35	74.0	25.10	Peak	325.00	300	Horizontal	Pass
2**	4253.000	38.14	-4.35	54.0	15.86	AV	325.00	300	Horizontal	Pass
3	5234.000	109.92	-1.72	--	--	Peak	50.00	200	Horizontal	N/A
3**	5234.000	103.76	-1.72	--	--	AV	50.00	200	Horizontal	N/A
4	7476.250	52.91	1.90	74.0	21.09	Peak	359.00	150	Horizontal	Pass
4**	7476.250	45.13	1.90	54.0	8.87	AV	359.00	150	Horizontal	Pass
5	11421.901	51.69	-1.92	74.0	22.31	Peak	317.00	100	Horizontal	Pass
5**	11421.901	40.97	-1.92	54.0	13.03	AV	317.00	100	Horizontal	Pass
6	15750.112	51.52	0.37	74.0	22.48	Peak	60.00	200	Horizontal	Pass
6**	15750.112	43.26	0.37	54.0	10.74	AV	60.00	200	Horizontal	Pass

11n20, U-NII-1, 1 GHz to 18 GHz, High Channel, ANT V

No.	Frequency (MHz)	Results (dBuV/m)	Factor (dB)	Limit (dBuV/m)	Margin (dB)	Detector	Table (Degree)	Height (cm)	Antenna	Verdict
1	1616.800	49.48	-16.58	74.0	24.52	Peak	356.00	300	Vertical	Pass
1**	1616.800	42.59	-16.58	54.0	11.41	AV	356.00	300	Vertical	Pass
2	3643.000	49.50	-5.10	74.0	24.50	Peak	262.00	300	Vertical	Pass
2**	3643.000	42.45	-5.10	54.0	11.55	AV	262.00	300	Vertical	Pass
3	5234.500	106.57	-1.74	--	--	Peak	55.00	150	Vertical	N/A
3**	5234.500	98.41	-1.74	--	--	AV	55.00	150	Vertical	N/A
4	7493.000	53.48	1.26	74.0	20.52	Peak	349.00	400	Vertical	Pass
4**	7493.000	43.84	1.26	54.0	10.16	AV	349.00	400	Vertical	Pass
5	11131.201	51.11	-0.97	74.0	22.89	Peak	171.00	100	Vertical	Pass
5**	11131.201	42.64	-0.97	54.0	11.36	AV	171.00	100	Vertical	Pass
6	15740.925	51.08	0.25	74.0	22.92	Peak	7.00	100	Vertical	Pass
6**	15740.925	42.39	0.25	54.0	11.61	AV	7.00	100	Vertical	Pass

11n40, U-NII-1, 1 GHz to 18 GHz, Low Channel, ANT H

No.	Frequency (MHz)	Results (dBuV/m)	Factor (dB)	Limit (dBuV/m)	Margin (dB)	Detector	Table (Degree)	Height (cm)	Antenna	Verdict
1	1604.700	49.54	-16.47	74.0	24.46	Peak	221.00	300	Horizontal	Pass
1**	1604.700	42.71	-16.47	54.0	11.29	AV	221.00	300	Horizontal	Pass
2	4306.750	48.59	-4.04	74.0	25.41	Peak	77.00	100	Horizontal	Pass
2**	4306.750	38.26	-4.04	54.0	15.74	AV	77.00	100	Horizontal	Pass
3	5182.500	108.96	-1.13	--	--	Peak	50.00	150	Horizontal	N/A
3**	5182.500	102.10	-1.13	--	--	AV	50.00	150	Horizontal	N/A
4	7532.000	53.13	2.05	74.0	20.87	Peak	68.00	100	Horizontal	Pass
4**	7532.000	44.08	2.05	54.0	9.92	AV	68.00	100	Horizontal	Pass
5	11136.900	51.41	-0.96	74.0	22.59	Peak	302.00	100	Horizontal	Pass
5**	11136.900	43.08	-0.96	54.0	10.92	AV	302.00	100	Horizontal	Pass
6	15749.063	51.74	0.36	74.0	22.26	Peak	126.00	300	Horizontal	Pass
6**	15749.063	43.40	0.36	54.0	10.60	AV	126.00	300	Horizontal	Pass

11n40, U-NII-1, 1 GHz to 18 GHz, Low Channel, ANT V

No.	Frequency (MHz)	Results (dBuV/m)	Factor (dB)	Limit (dBuV/m)	Margin (dB)	Detector	Table (Degree)	Height (cm)	Antenna	Verdict
1	1626.400	48.79	-16.87	74.0	25.21	Peak	24.00	200	Vertical	Pass
1**	1626.400	43.59	-16.87	54.0	10.41	AV	24.00	200	Vertical	Pass
2	3618.750	49.31	-5.98	74.0	24.69	Peak	267.00	400	Vertical	Pass
2**	3618.750	39.99	-5.98	54.0	14.01	AV	267.00	400	Vertical	Pass
3	5187.250	104.13	-1.69	--	--	Peak	33.00	100	Vertical	N/A
3**	5187.250	96.10	-1.69	--	--	AV	33.00	100	Vertical	N/A
4	7534.250	53.55	2.28	74.0	20.45	Peak	232.00	200	Vertical	Pass
4**	7534.250	45.03	2.28	54.0	8.97	AV	232.00	200	Vertical	Pass
5	11133.575	51.46	-0.97	74.0	22.54	Peak	26.00	100	Vertical	Pass
5**	11133.575	42.61	-0.97	54.0	11.39	AV	26.00	100	Vertical	Pass
6	15745.651	52.53	0.31	74.0	21.47	Peak	174.00	400	Vertical	Pass
6**	15745.651	42.75	0.31	54.0	11.25	AV	174.00	400	Vertical	Pass

11n40, U-NII-1, 1 GHz to 18 GHz, High Channel, ANT H

No.	Frequency (MHz)	Results (dBuV/m)	Factor (dB)	Limit (dBuV/m)	Margin (dB)	Detector	Table (Degree)	Height (cm)	Antenna	Verdict
1	1605.000	49.40	-16.48	74.0	24.60	Peak	220.00	200	Horizontal	Pass
1**	1605.000	43.22	-16.48	54.0	10.78	AV	220.00	200	Horizontal	Pass
2	4294.500	48.70	-3.96	74.0	25.30	Peak	126.00	200	Horizontal	Pass
2**	4294.500	38.77	-3.96	54.0	15.23	AV	126.00	200	Horizontal	Pass
3	5233.000	109.34	-1.75	--	--	Peak	48.00	100	Horizontal	N/A
3**	5233.000	102.74	-1.75	--	--	AV	48.00	100	Horizontal	N/A
4	7542.500	53.44	2.04	74.0	20.56	Peak	109.00	400	Horizontal	Pass
4**	7542.500	43.63	2.04	54.0	10.37	AV	109.00	400	Horizontal	Pass
5	11066.838	51.35	-1.63	74.0	22.65	Peak	331.00	200	Horizontal	Pass
5**	11066.838	43.47	-1.63	54.0	10.53	AV	331.00	200	Horizontal	Pass
6	15733.313	52.04	0.14	74.0	21.96	Peak	0.00	200	Horizontal	Pass
6**	15733.313	42.20	0.14	54.0	11.80	AV	0.00	200	Horizontal	Pass

11n40, U-NII-1, 1 GHz to 18 GHz, High Channel, ANT V

No.	Frequency (MHz)	Results (dBuV/m)	Factor (dB)	Limit (dBuV/m)	Margin (dB)	Detector	Table (Degree)	Height (cm)	Antenna	Verdict
1	1604.800	48.76	-16.47	74.0	25.24	Peak	31.00	150	Vertical	Pass
1**	1604.800	42.37	-16.47	54.0	11.63	AV	31.00	150	Vertical	Pass
2	3668.250	49.10	-6.04	74.0	24.90	Peak	266.00	150	Vertical	Pass
2**	3668.250	41.79	-6.04	54.0	12.21	AV	266.00	150	Vertical	Pass
3	5234.750	104.41	-1.75	--	--	Peak	57.00	150	Vertical	N/A
3**	5234.750	96.46	-1.75	--	--	AV	57.00	150	Vertical	N/A
4	7513.000	53.56	1.79	74.0	20.44	Peak	293.00	300	Vertical	Pass
4**	7513.000	44.73	1.79	54.0	9.27	AV	293.00	300	Vertical	Pass
5	10960.201	51.84	-2.33	74.0	22.16	Peak	178.00	200	Vertical	Pass
5**	10960.201	41.70	-2.33	54.0	12.30	AV	178.00	200	Vertical	Pass
6	15751.425	51.62	0.33	74.0	22.38	Peak	133.00	300	Vertical	Pass
6**	15751.425	42.25	0.33	54.0	11.75	AV	133.00	300	Vertical	Pass

11ac20, U-NII-1, 1 GHz to 18 GHz, Low Channel, ANT H

No.	Frequency (MHz)	Results (dBuV/m)	Factor (dB)	Limit (dBuV/m)	Margin (dB)	Detector	Table (Degree)	Height (cm)	Antenna	Verdict
1	1604.900	50.26	-16.48	74.0	23.74	Peak	224.00	400	Horizontal	Pass
1**	1604.900	43.64	-16.48	54.0	10.36	AV	224.00	400	Horizontal	Pass
2	4144.250	48.43	-4.95	74.0	25.57	Peak	77.00	200	Horizontal	Pass
2**	4144.250	37.99	-4.95	54.0	16.01	AV	77.00	200	Horizontal	Pass
3	5172.500	109.44	-1.47	--	--	Peak	58.00	100	Horizontal	N/A
3**	5172.500	101.67	-1.47	--	--	AV	58.00	100	Horizontal	N/A
4	7520.750	53.02	2.16	74.0	20.98	Peak	310.00	300	Horizontal	Pass
4**	7520.750	43.56	2.16	54.0	10.44	AV	310.00	300	Horizontal	Pass
5	11192.950	51.62	-1.68	74.0	22.38	Peak	351.00	150	Horizontal	Pass
5**	11192.950	42.22	-1.68	54.0	11.78	AV	351.00	150	Horizontal	Pass
6	15733.838	52.21	0.15	74.0	21.79	Peak	213.00	300	Horizontal	Pass
6**	15733.838	42.31	0.15	54.0	11.69	AV	213.00	300	Horizontal	Pass

11ac20, U-NII-1, 1 GHz to 18 GHz, Low Channel, ANT V

No.	Frequency (MHz)	Results (dBuV/m)	Factor (dB)	Limit (dBuV/m)	Margin (dB)	Detector	Table (Degree)	Height (cm)	Antenna	Verdict
1	1604.800	48.64	-16.47	74.0	25.36	Peak	24.00	150	Vertical	Pass
1**	1604.800	42.08	-16.47	54.0	11.92	AV	24.00	150	Vertical	Pass
2	3624.500	49.96	-5.99	74.0	24.04	Peak	264.00	400	Vertical	Pass
2**	3624.500	42.28	-5.99	54.0	11.72	AV	264.00	400	Vertical	Pass
3	5182.250	106.03	-1.13	--	--	Peak	62.00	100	Vertical	N/A
3**	5182.250	98.48	-1.13	--	--	AV	62.00	100	Vertical	N/A
4	7506.000	53.28	1.05	74.0	20.72	Peak	164.00	400	Vertical	Pass
4**	7506.000	44.91	1.05	54.0	9.09	AV	164.00	400	Vertical	Pass
5	10713.201	51.31	-2.23	74.0	22.69	Peak	52.00	150	Vertical	Pass
5**	10713.201	42.53	-2.23	54.0	11.47	AV	52.00	150	Vertical	Pass
6	15764.025	51.88	-0.01	74.0	22.12	Peak	360.00	400	Vertical	Pass
6**	15764.025	42.34	-0.01	54.0	11.66	AV	360.00	400	Vertical	Pass

11ac20, U-NII-1, 1 GHz to 18 GHz, Middle Channel, ANT H

No.	Frequency (MHz)	Results (dBuV/m)	Factor (dB)	Limit (dBuV/m)	Margin (dB)	Detector	Table (Degree)	Height (cm)	Antenna	Verdict
1	1604.700	49.78	-16.47	74.0	24.22	Peak	219.00	200	Horizontal	Pass
1**	1604.700	42.29	-16.47	54.0	11.71	AV	219.00	200	Horizontal	Pass
2	4134.250	48.12	-4.69	74.0	25.88	Peak	281.00	300	Horizontal	Pass
2**	4134.250	39.62	-4.69	54.0	14.38	AV	281.00	300	Horizontal	Pass
3	5215.750	108.99	-1.96	--	--	Peak	64.00	150	Horizontal	N/A
3**	5215.750	100.85	-1.96	--	--	AV	64.00	150	Horizontal	N/A
4	7517.250	53.16	2.01	74.0	20.84	Peak	91.00	100	Horizontal	Pass
4**	7517.250	43.98	2.01	54.0	10.02	AV	91.00	100	Horizontal	Pass
5	11121.937	51.74	-0.98	74.0	22.26	Peak	149.00	200	Horizontal	Pass
5**	11121.937	42.45	-0.98	54.0	11.55	AV	149.00	200	Horizontal	Pass
6	15740.662	52.28	0.24	74.0	21.72	Peak	7.00	300	Horizontal	Pass
6**	15740.662	42.98	0.24	54.0	11.02	AV	7.00	300	Horizontal	Pass

11ac20, U-NII-1, 1 GHz to 18 GHz, Middle Channel, ANT V

No.	Frequency (MHz)	Results (dBuV/m)	Factor (dB)	Limit (dBuV/m)	Margin (dB)	Detector	Table (Degree)	Height (cm)	Antenna	Verdict
1	1626.500	49.63	-16.87	74.0	24.37	Peak	354.00	100	Vertical	Pass
1**	1626.500	44.21	-16.87	54.0	9.79	AV	354.00	100	Vertical	Pass
2	3643.500	49.13	-5.07	74.0	24.87	Peak	267.00	100	Vertical	Pass
2**	3643.500	42.40	-5.07	54.0	11.60	AV	267.00	100	Vertical	Pass
3	5218.250	104.80	-2.01	--	--	Peak	26.00	200	Vertical	N/A
3**	5218.250	97.00	-2.01	--	--	AV	26.00	200	Vertical	N/A
4	7541.750	53.28	2.09	74.0	20.72	Peak	323.00	300	Vertical	Pass
4**	7541.750	43.48	2.09	54.0	10.52	AV	323.00	300	Vertical	Pass
5	11066.362	51.18	-1.64	74.0	22.82	Peak	86.00	100	Vertical	Pass
5**	11066.362	42.30	-1.64	54.0	11.70	AV	86.00	100	Vertical	Pass
6	15737.775	51.94	0.21	74.0	22.06	Peak	62.00	300	Vertical	Pass
6**	15737.775	42.80	0.21	54.0	11.20	AV	62.00	300	Vertical	Pass

11ac20, U-NII-1, 1 GHz to 18 GHz, High Channel, ANT H

No.	Frequency (MHz)	Results (dBuV/m)	Factor (dB)	Limit (dBuV/m)	Margin (dB)	Detector	Table (Degree)	Height (cm)	Antenna	Verdict
1	1622.800	48.52	-16.97	74.0	25.48	Peak	221.00	300	Horizontal	Pass
1**	1622.800	41.06	-16.97	54.0	12.94	AV	221.00	300	Horizontal	Pass
2	4284.250	48.54	-4.39	74.0	25.46	Peak	184.00	200	Horizontal	Pass
2**	4284.250	38.31	-4.39	54.0	15.69	AV	184.00	200	Horizontal	Pass
3	5235.500	109.54	-1.79	--	--	Peak	55.00	150	Horizontal	N/A
3**	5235.500	102.08	-1.79	--	--	AV	55.00	150	Horizontal	N/A
4	7375.250	54.44	0.47	74.0	19.56	Peak	330.00	200	Horizontal	Pass
4**	7375.250	43.79	0.47	54.0	10.21	AV	330.00	200	Horizontal	Pass
5	11129.062	51.47	-0.97	74.0	22.53	Peak	18.00	200	Horizontal	Pass
5**	11129.062	42.67	-0.97	54.0	11.33	AV	18.00	200	Horizontal	Pass
6	15722.550	51.49	-0.01	74.0	22.51	Peak	0.00	300	Horizontal	Pass
6**	15722.550	42.70	-0.01	54.0	11.30	AV	0.00	300	Horizontal	Pass

11ac20, U-NII-1, 1 GHz to 18 GHz, High Channel, ANT V

No.	Frequency (MHz)	Results (dBuV/m)	Factor (dB)	Limit (dBuV/m)	Margin (dB)	Detector	Table (Degree)	Height (cm)	Antenna	Verdict
1	1605.200	49.01	-16.49	74.0	24.99	Peak	26.00	100	Vertical	Pass
1**	1605.200	44.06	-16.49	54.0	9.94	AV	26.00	100	Vertical	Pass
2	3658.250	50.05	-5.46	74.0	23.95	Peak	244.00	100	Vertical	Pass
2**	3658.250	40.94	-5.46	54.0	13.06	AV	244.00	100	Vertical	Pass
3	5247.000	105.11	-1.95	--	--	Peak	16.00	100	Vertical	N/A
3**	5247.000	96.49	-1.95	--	--	AV	16.00	100	Vertical	N/A
4	7344.500	53.81	1.36	74.0	20.19	Peak	65.00	100	Vertical	Pass
4**	7344.500	44.00	1.36	54.0	10.00	AV	65.00	100	Vertical	Pass
5	10822.450	51.88	-2.49	74.0	22.12	Peak	125.00	150	Vertical	Pass
5**	10822.450	42.67	-2.49	54.0	11.33	AV	125.00	150	Vertical	Pass
6	15788.963	52.09	-0.69	74.0	21.91	Peak	354.00	100	Vertical	Pass
6**	15788.963	43.20	-0.69	54.0	10.80	AV	354.00	100	Vertical	Pass

11ac40, U-NII-1, 1 GHz to 18 GHz, Low Channel, ANT H

No.	Frequency (MHz)	Results (dBuV/m)	Factor (dB)	Limit (dBuV/m)	Margin (dB)	Detector	Table (Degree)	Height (cm)	Antenna	Verdict
1	1605.300	49.57	-16.50	74.0	24.43	Peak	220.00	400	Horizontal	Pass
1**	1605.300	43.44	-16.50	54.0	10.56	AV	220.00	400	Horizontal	Pass
2	4346.500	48.23	-4.16	74.0	25.77	Peak	310.00	200	Horizontal	Pass
2**	4346.500	39.84	-4.16	54.0	14.16	AV	310.00	200	Horizontal	Pass
3	5179.000	106.53	-1.06	--	--	Peak	53.00	150	Horizontal	N/A
3**	5179.000	98.54	-1.06	--	--	AV	53.00	150	Horizontal	N/A
4	7488.500	53.62	1.45	74.0	20.38	Peak	101.00	200	Horizontal	Pass
4**	7488.500	44.73	1.45	54.0	9.27	AV	101.00	200	Horizontal	Pass
5	10711.775	51.18	-2.25	74.0	22.82	Peak	195.00	100	Horizontal	Pass
5**	10711.775	42.15	-2.25	54.0	11.85	AV	195.00	100	Horizontal	Pass
6	15754.050	51.78	0.26	74.0	22.22	Peak	169.00	200	Horizontal	Pass
6**	15754.050	42.60	0.26	54.0	11.40	AV	169.00	200	Horizontal	Pass

11ac40, U-NII-1, 1 GHz to 18 GHz, Low Channel, ANT V

No.	Frequency (MHz)	Results (dBuV/m)	Factor (dB)	Limit (dBuV/m)	Margin (dB)	Detector	Table (Degree)	Height (cm)	Antenna	Verdict
1	1622.000	49.90	-16.82	74.0	24.10	Peak	0.00	300	Vertical	Pass
1**	1622.000	42.82	-16.82	54.0	11.18	AV	0.00	300	Vertical	Pass
2	3611.750	49.45	-6.06	74.0	24.55	Peak	243.00	100	Vertical	Pass
2**	3611.750	40.31	-6.06	54.0	13.69	AV	243.00	100	Vertical	Pass
3	5187.250	101.58	-1.69	--	--	Peak	28.00	150	Vertical	N/A
3**	5187.250	93.82	-1.69	--	--	AV	28.00	150	Vertical	N/A
4	7507.000	53.49	1.23	74.0	20.51	Peak	148.00	300	Vertical	Pass
4**	7507.000	44.72	1.23	54.0	9.28	AV	148.00	300	Vertical	Pass
5	10821.262	51.58	-2.51	74.0	22.42	Peak	33.00	150	Vertical	Pass
5**	10821.262	41.85	-2.51	54.0	12.15	AV	33.00	150	Vertical	Pass
6	15727.799	51.95	0.07	74.0	22.05	Peak	145.00	300	Vertical	Pass
6**	15727.799	42.46	0.07	54.0	11.54	AV	145.00	300	Vertical	Pass

11ac40, U-NII-1, 1 GHz to 18 GHz, High Channel, ANT H

No.	Frequency (MHz)	Results (dBuV/m)	Factor (dB)	Limit (dBuV/m)	Margin (dB)	Detector	Table (Degree)	Height (cm)	Antenna	Verdict
1	1605.300	48.70	-16.50	74.0	25.30	Peak	225.00	100	Horizontal	Pass
1**	1605.300	44.23	-16.50	54.0	9.77	AV	225.00	100	Horizontal	Pass
2	4314.250	48.15	-3.94	74.0	25.85	Peak	271.00	200	Horizontal	Pass
2**	4314.250	39.17	-3.94	54.0	14.83	AV	271.00	200	Horizontal	Pass
3	5231.750	107.21	-1.79	--	--	Peak	48.00	100	Horizontal	N/A
3**	5231.750	98.42	-1.79	--	--	AV	48.00	100	Horizontal	N/A
4	7345.250	53.82	1.33	74.0	20.18	Peak	303.00	400	Horizontal	Pass
4**	7345.250	44.03	1.33	54.0	9.97	AV	303.00	400	Horizontal	Pass
5	10702.037	51.35	-2.40	74.0	22.65	Peak	360.00	200	Horizontal	Pass
5**	10702.037	41.40	-2.40	54.0	12.60	AV	360.00	200	Horizontal	Pass
6	15783.187	50.98	-0.53	74.0	23.02	Peak	0.00	400	Horizontal	Pass
6**	15783.187	42.78	-0.53	54.0	11.22	AV	0.00	400	Horizontal	Pass

11ac40, U-NII-1, 1 GHz to 18 GHz, High Channel, ANT V

No.	Frequency (MHz)	Results (dBuV/m)	Factor (dB)	Limit (dBuV/m)	Margin (dB)	Detector	Table (Degree)	Height (cm)	Antenna	Verdict
1	1626.500	48.91	-16.87	74.0	25.09	Peak	349.00	300	Vertical	Pass
1**	1626.500	43.96	-16.87	54.0	10.04	AV	349.00	300	Vertical	Pass
2	3676.250	50.03	-5.87	74.0	23.97	Peak	266.00	400	Vertical	Pass
2**	3676.250	41.38	-5.87	54.0	12.62	AV	266.00	400	Vertical	Pass
3	5221.750	101.32	-1.97	--	--	Peak	29.00	200	Vertical	N/A
3**	5221.750	93.41	-1.97	--	--	AV	29.00	200	Vertical	N/A
4	7294.500	53.05	0.53	74.0	20.95	Peak	345.00	100	Vertical	Pass
4**	7294.500	43.84	0.53	54.0	10.16	AV	345.00	100	Vertical	Pass
5	10788.963	51.30	-2.72	74.0	22.70	Peak	360.00	150	Vertical	Pass
5**	10788.963	41.42	-2.72	54.0	12.58	AV	360.00	150	Vertical	Pass
6	15758.775	51.99	0.13	74.0	22.01	Peak	305.00	300	Vertical	Pass
6**	15758.775	42.81	0.13	54.0	11.19	AV	305.00	300	Vertical	Pass

11ac80, U-NII-1, 1 GHz to 18 GHz, Middle Channel, ANT H

No.	Frequency (MHz)	Results (dBuV/m)	Factor (dB)	Limit (dBuV/m)	Margin (dB)	Detector	Table (Degree)	Height (cm)	Antenna	Verdict
1	1604.600	48.65	-16.46	74.0	25.35	Peak	221.00	400	Horizontal	Pass
1**	1604.600	41.93	-16.46	54.0	12.07	AV	221.00	400	Horizontal	Pass
2	4313.000	48.35	-3.97	74.0	25.65	Peak	269.00	100	Horizontal	Pass
2**	4313.000	39.71	-3.97	54.0	14.29	AV	269.00	100	Horizontal	Pass
3	5233.500	104.84	-1.73	--	--	Peak	57.00	150	Horizontal	N/A
3**	5233.500	96.36	-1.73	--	--	AV	57.00	150	Horizontal	N/A
4	7487.750	52.96	1.44	74.0	21.04	Peak	1.00	150	Horizontal	Pass
4**	7487.750	44.21	1.44	54.0	9.79	AV	1.00	150	Horizontal	Pass
5	11133.338	51.50	-0.97	74.0	22.50	Peak	270.00	200	Horizontal	Pass
5**	11133.338	42.93	-0.97	54.0	11.07	AV	270.00	200	Horizontal	Pass
6	15740.137	51.50	0.24	74.0	22.50	Peak	152.00	100	Horizontal	Pass
6**	15740.137	42.88	0.24	54.0	11.12	AV	152.00	100	Horizontal	Pass

11ac80, U-NII-1, 1 GHz to 18 GHz, Middle Channel, ANT V

No.	Frequency (MHz)	Results (dBuV/m)	Factor (dB)	Limit (dBuV/m)	Margin (dB)	Detector	Table (Degree)	Height (cm)	Antenna	Verdict
1	1604.900	49.17	-16.48	74.0	24.83	Peak	22.00	300	Vertical	Pass
1**	1604.900	42.94	-16.48	54.0	11.06	AV	22.00	300	Vertical	Pass
2	3655.750	49.07	-5.16	74.0	24.93	Peak	257.00	100	Vertical	Pass
2**	3655.750	41.60	-5.16	54.0	12.40	AV	257.00	100	Vertical	Pass
3	5178.500	98.22	-1.07	--	--	Peak	50.00	150	Vertical	N/A
3**	5178.500	90.63	-1.07	--	--	AV	50.00	150	Vertical	N/A
4	7359.750	53.67	0.79	74.0	20.33	Peak	139.00	200	Vertical	Pass
4**	7359.750	44.77	0.79	54.0	9.23	AV	139.00	200	Vertical	Pass
5	11174.425	52.07	-1.36	74.0	21.93	Peak	179.00	100	Vertical	Pass
5**	11174.425	43.21	-1.36	54.0	10.79	AV	179.00	100	Vertical	Pass
6	15472.650	51.70	-0.36	74.0	22.30	Peak	114.00	300	Vertical	Pass
6**	15472.650	42.19	-0.36	54.0	11.81	AV	114.00	300	Vertical	Pass

11ax20 (SU), U-NII-1, 1 GHz to 18 GHz, Low Channel, ANT H

No.	Frequency (MHz)	Results (dBuV/m)	Factor (dB)	Limit (dBuV/m)	Margin (dB)	Detector	Table (Degree)	Height (cm)	Antenna	Verdict
1	1605.000	49.13	-16.48	74.0	24.87	Peak	220.00	300	Horizontal	Pass
1**	1605.000	43.67	-16.48	54.0	10.33	AV	220.00	300	Horizontal	Pass
2	4344.250	48.44	-4.12	74.0	25.56	Peak	360.00	300	Horizontal	Pass
2**	4344.250	38.76	-4.12	54.0	15.24	AV	360.00	300	Horizontal	Pass
3	5184.000	109.83	-1.33	--	--	Peak	53.00	150	Horizontal	N/A
3**	5184.000	101.51	-1.33	--	--	AV	53.00	150	Horizontal	N/A
4	7321.000	53.88	0.63	74.0	20.12	Peak	89.00	400	Horizontal	Pass
4**	7321.000	44.24	0.63	54.0	9.76	AV	89.00	400	Horizontal	Pass
5	10600.388	51.46	-1.43	74.0	22.54	Peak	0.00	150	Horizontal	Pass
5**	10600.388	41.51	-1.43	54.0	12.49	AV	0.00	150	Horizontal	Pass
6	15744.075	51.92	0.29	74.0	22.08	Peak	91.00	100	Horizontal	Pass
6**	15744.075	43.94	0.29	54.0	10.06	AV	91.00	100	Horizontal	Pass

11ax20 (SU), U-NII-1, 1 GHz to 18 GHz, Low Channel, ANT V

No.	Frequency (MHz)	Results (dBuV/m)	Factor (dB)	Limit (dBuV/m)	Margin (dB)	Detector	Table (Degree)	Height (cm)	Antenna	Verdict
1	1626.400	49.04	-16.87	74.0	24.96	Peak	360.00	400	Vertical	Pass
1**	1626.400	44.45	-16.87	54.0	9.55	AV	360.00	400	Vertical	Pass
2	3668.000	49.58	-6.03	74.0	24.42	Peak	262.00	100	Vertical	Pass
2**	3668.000	43.48	-6.03	54.0	10.52	AV	262.00	100	Vertical	Pass
3	5177.000	105.89	-1.23	--	--	Peak	53.00	150	Vertical	N/A
3**	5177.000	97.27	-1.23	--	--	AV	53.00	150	Vertical	N/A
4	7511.000	53.63	1.71	74.0	20.37	Peak	7.00	200	Vertical	Pass
4**	7511.000	45.26	1.71	54.0	8.74	AV	7.00	200	Vertical	Pass
5	10734.099	51.73	-1.90	74.0	22.27	Peak	50.00	200	Vertical	Pass
5**	10734.099	41.88	-1.90	54.0	12.12	AV	50.00	200	Vertical	Pass
6	15476.062	52.03	-0.41	74.0	21.97	Peak	360.00	400	Vertical	Pass
6**	15476.062	41.90	-0.41	54.0	12.10	AV	360.00	400	Vertical	Pass

11ax20 (SU), U-NII-1, 1 GHz to 18 GHz, Middle Channel, ANT H

No.	Frequency (MHz)	Results (dBuV/m)	Factor (dB)	Limit (dBuV/m)	Margin (dB)	Detector	Table (Degree)	Height (cm)	Antenna	Verdict
1	1605.100	49.09	-16.49	74.0	24.91	Peak	221.00	100	Horizontal	Pass
1**	1605.100	43.72	-16.49	54.0	10.28	AV	221.00	100	Horizontal	Pass
2	4328.000	48.45	-4.42	74.0	25.55	Peak	17.00	300	Horizontal	Pass
2**	4328.000	38.64	-4.42	54.0	15.36	AV	17.00	300	Horizontal	Pass
3	5219.250	109.34	-2.01	--	--	Peak	286.00	150	Horizontal	N/A
3**	5219.250	101.22	-2.01	--	--	AV	286.00	150	Horizontal	N/A
4	7474.750	52.89	1.94	74.0	21.11	Peak	165.00	200	Horizontal	Pass
4**	7474.750	44.57	1.94	54.0	9.43	AV	165.00	200	Horizontal	Pass
5	11141.175	51.56	-0.96	74.0	22.44	Peak	6.00	200	Horizontal	Pass
5**	11141.175	42.19	-0.96	54.0	11.81	AV	6.00	200	Horizontal	Pass
6	15718.612	51.60	-0.06	74.0	22.40	Peak	11.00	200	Horizontal	Pass
6**	15718.612	41.87	-0.06	54.0	12.13	AV	11.00	200	Horizontal	Pass

11ax20 (SU), U-NII-1, 1 GHz to 18 GHz, Middle Channel, ANT V

No.	Frequency (MHz)	Results (dBuV/m)	Factor (dB)	Limit (dBuV/m)	Margin (dB)	Detector	Table (Degree)	Height (cm)	Antenna	Verdict
1	1626.500	49.51	-16.87	74.0	24.49	Peak	360.00	300	Vertical	Pass
1**	1626.500	44.22	-16.87	54.0	9.78	AV	360.00	300	Vertical	Pass
2	3648.500	50.07	-4.85	74.0	23.93	Peak	267.00	100	Vertical	Pass
2**	3648.500	41.37	-4.85	54.0	12.63	AV	267.00	100	Vertical	Pass
3	5216.000	106.66	-1.97	--	--	Peak	50.00	200	Vertical	N/A
3**	5216.000	97.16	-1.97	--	--	AV	50.00	200	Vertical	N/A
4	7260.500	53.34	0.50	74.0	20.66	Peak	337.00	300	Vertical	Pass
4**	7260.500	43.79	0.50	54.0	10.21	AV	337.00	300	Vertical	Pass
5	10829.338	51.28	-2.32	74.0	22.72	Peak	303.00	150	Vertical	Pass
5**	10829.338	41.95	-2.32	54.0	12.05	AV	303.00	150	Vertical	Pass
6	15750.112	52.02	0.37	74.0	21.98	Peak	238.00	150	Vertical	Pass
6**	15750.112	43.04	0.37	54.0	10.96	AV	238.00	150	Vertical	Pass

11ax20 (SU), U-NII-1, 1 GHz to 18 GHz, High Channel, ANT H

No.	Frequency (MHz)	Results (dBuV/m)	Factor (dB)	Limit (dBuV/m)	Margin (dB)	Detector	Table (Degree)	Height (cm)	Antenna	Verdict
1	1605.000	49.33	-16.48	74.0	24.67	Peak	219.00	200	Horizontal	Pass
1**	1605.000	43.67	-16.48	54.0	10.33	AV	219.00	200	Horizontal	Pass
2	4288.500	48.10	-4.20	74.0	25.90	Peak	177.00	200	Horizontal	Pass
2**	4288.500	39.19	-4.20	54.0	14.81	AV	177.00	200	Horizontal	Pass
3	5243.500	109.33	-1.87	--	--	Peak	57.00	150	Horizontal	N/A
3**	5243.500	102.84	-1.87	--	--	AV	57.00	150	Horizontal	N/A
4	7517.500	53.73	2.00	74.0	20.27	Peak	252.00	200	Horizontal	Pass
4**	7517.500	44.27	2.00	54.0	9.73	AV	252.00	200	Horizontal	Pass
5	11171.812	51.77	-1.32	74.0	22.23	Peak	0.00	100	Horizontal	Pass
5**	11171.812	43.21	-1.32	54.0	10.79	AV	0.00	100	Horizontal	Pass
6	15739.875	52.10	0.23	74.0	21.90	Peak	357.00	150	Horizontal	Pass
6**	15739.875	43.33	0.23	54.0	10.67	AV	357.00	150	Horizontal	Pass

11ax20 (SU), U-NII-1, 1 GHz to 18 GHz, High Channel, ANT V

No.	Frequency (MHz)	Results (dBuV/m)	Factor (dB)	Limit (dBuV/m)	Margin (dB)	Detector	Table (Degree)	Height (cm)	Antenna	Verdict
1	1605.100	48.89	-16.49	74.0	25.11	Peak	29.00	150	Vertical	Pass
1**	1605.100	43.02	-16.49	54.0	10.98	AV	29.00	150	Vertical	Pass
2	3605.250	50.03	-5.85	74.0	23.97	Peak	242.00	300	Vertical	Pass
2**	3605.250	43.70	-5.85	54.0	10.30	AV	242.00	300	Vertical	Pass
3	5241.250	106.51	-1.82	--	--	Peak	38.00	100	Vertical	N/A
3**	5241.250	96.05	-1.82	--	--	AV	38.00	100	Vertical	N/A
4	7463.500	53.56	1.55	74.0	20.44	Peak	148.00	300	Vertical	Pass
4**	7463.500	44.18	1.55	54.0	9.82	AV	148.00	300	Vertical	Pass
5	10721.037	50.99	-2.10	74.0	23.01	Peak	110.00	200	Vertical	Pass
5**	10721.037	42.41	-2.10	54.0	11.59	AV	110.00	200	Vertical	Pass
6	15733.576	51.36	0.15	74.0	22.64	Peak	138.00	100	Vertical	Pass
6**	15733.576	42.44	0.15	54.0	11.56	AV	138.00	100	Vertical	Pass

11ax40 (SU), U-NII-1, 1 GHz to 18 GHz, Low Channel, ANT H

No.	Frequency (MHz)	Results (dBuV/m)	Factor (dB)	Limit (dBuV/m)	Margin (dB)	Detector	Table (Degree)	Height (cm)	Antenna	Verdict
1	1605.200	49.41	-16.49	74.0	24.59	Peak	223.00	400	Horizontal	Pass
1**	1605.200	44.07	-16.49	54.0	9.93	AV	223.00	400	Horizontal	Pass
2	4318.000	48.59	-3.98	74.0	25.41	Peak	152.00	400	Horizontal	Pass
2**	4318.000	38.44	-3.98	54.0	15.56	AV	152.00	400	Horizontal	Pass
3	5202.750	108.35	-2.23	--	--	Peak	57.00	100	Horizontal	N/A
3**	5202.750	99.69	-2.23	--	--	AV	57.00	100	Horizontal	N/A
4	7508.750	53.46	1.57	74.0	20.54	Peak	57.00	300	Horizontal	Pass
4**	7508.750	43.80	1.57	54.0	10.20	AV	57.00	300	Horizontal	Pass
5	11386.988	51.86	-1.71	74.0	22.14	Peak	256.00	100	Horizontal	Pass
5**	11386.988	41.56	-1.71	54.0	12.44	AV	256.00	100	Horizontal	Pass
6	15746.175	52.22	0.32	74.0	21.78	Peak	63.00	200	Horizontal	Pass
6**	15746.175	44.05	0.32	54.0	9.95	AV	63.00	200	Horizontal	Pass

11ax40 (SU), U-NII-1, 1 GHz to 18 GHz, Low Channel, ANT V

No.	Frequency (MHz)	Results (dBuV/m)	Factor (dB)	Limit (dBuV/m)	Margin (dB)	Detector	Table (Degree)	Height (cm)	Antenna	Verdict
1	1618.700	49.88	-16.66	74.0	24.12	Peak	349.00	150	Vertical	Pass
1**	1618.700	42.67	-16.66	54.0	11.33	AV	349.00	150	Vertical	Pass
2	3998.750	50.15	-5.04	74.0	23.85	Peak	269.00	200	Vertical	Pass
2**	3998.750	38.49	-5.04	54.0	15.51	AV	269.00	200	Vertical	Pass
3	5178.000	102.93	-1.12	--	--	Peak	46.00	200	Vertical	N/A
3**	5178.000	93.97	-1.12	--	--	AV	46.00	200	Vertical	N/A
4	7511.500	53.73	1.69	74.0	20.27	Peak	288.00	100	Vertical	Pass
4**	7511.500	44.54	1.69	54.0	9.46	AV	288.00	100	Vertical	Pass
5	10807.250	51.84	-2.85	74.0	22.16	Peak	0.00	150	Vertical	Pass
5**	10807.250	41.26	-2.85	54.0	12.74	AV	0.00	150	Vertical	Pass
6	15734.887	52.06	0.17	74.0	21.94	Peak	215.00	100	Vertical	Pass
6**	15734.887	42.72	0.17	54.0	11.28	AV	215.00	100	Vertical	Pass

11ax40 (SU), U-NII-1, 1 GHz to 18 GHz, High Channel, ANT H

No.	Frequency (MHz)	Results (dBuV/m)	Factor (dB)	Limit (dBuV/m)	Margin (dB)	Detector	Table (Degree)	Height (cm)	Antenna	Verdict
1	1605.000	49.38	-16.48	74.0	24.62	Peak	223.00	200	Horizontal	Pass
1**	1605.000	43.38	-16.48	54.0	10.62	AV	223.00	200	Horizontal	Pass
2	4337.750	48.97	-4.12	74.0	25.03	Peak	179.00	200	Horizontal	Pass
2**	4337.750	38.97	-4.12	54.0	15.03	AV	179.00	200	Horizontal	Pass
3	5233.250	108.38	-1.74	--	--	Peak	48.00	150	Horizontal	N/A
3**	5233.250	99.96	-1.74	--	--	AV	48.00	150	Horizontal	N/A
4	7515.000	53.33	1.97	74.0	20.67	Peak	96.00	100	Horizontal	Pass
4**	7515.000	44.32	1.97	54.0	9.68	AV	96.00	100	Horizontal	Pass
5	10719.375	52.03	-2.13	74.0	21.97	Peak	57.00	150	Horizontal	Pass
5**	10719.375	42.59	-2.13	54.0	11.41	AV	57.00	150	Horizontal	Pass
6	15761.662	52.05	0.05	74.0	21.95	Peak	94.00	200	Horizontal	Pass
6**	15761.662	42.60	0.05	54.0	11.40	AV	94.00	200	Horizontal	Pass

11ax40 (SU), U-NII-1, 1 GHz to 18 GHz, High Channel, ANT V

No.	Frequency (MHz)	Results (dBuV/m)	Factor (dB)	Limit (dBuV/m)	Margin (dB)	Detector	Table (Degree)	Height (cm)	Antenna	Verdict
1	1626.400	49.96	-16.87	74.0	24.04	Peak	360.00	100	Vertical	Pass
1**	1626.400	44.67	-16.87	54.0	9.33	AV	360.00	100	Vertical	Pass
2	3643.250	49.62	-5.08	74.0	24.38	Peak	266.00	300	Vertical	Pass
2**	3643.250	43.36	-5.08	54.0	10.64	AV	266.00	300	Vertical	Pass
3	5232.750	105.71	-1.76	--	--	Peak	19.00	100	Vertical	N/A
3**	5232.750	94.59	-1.76	--	--	AV	19.00	100	Vertical	N/A
4	7631.500	53.07	0.89	74.0	20.93	Peak	301.00	300	Vertical	Pass
4**	7631.500	43.86	0.89	54.0	10.14	AV	301.00	300	Vertical	Pass
5	10726.263	51.45	-2.02	74.0	22.55	Peak	65.00	200	Vertical	Pass
5**	10726.263	43.88	-2.02	54.0	10.12	AV	65.00	200	Vertical	Pass
6	15744.338	51.78	0.30	74.0	22.22	Peak	11.00	200	Vertical	Pass
6**	15744.338	43.30	0.30	54.0	10.70	AV	11.00	200	Vertical	Pass

11ax80 (SU), U-NII-1, 1 GHz to 18 GHz, Middle Channel, ANT H

No.	Frequency (MHz)	Results (dBuV/m)	Factor (dB)	Limit (dBuV/m)	Margin (dB)	Detector	Table (Degree)	Height (cm)	Antenna	Verdict
1	1604.700	49.36	-16.47	74.0	24.64	Peak	221.00	100	Horizontal	Pass
1**	1604.700	42.38	-16.47	54.0	11.62	AV	221.00	100	Horizontal	Pass
2	4325.750	48.67	-4.37	74.0	25.33	Peak	48.00	300	Horizontal	Pass
2**	4325.750	40.14	-4.37	54.0	13.86	AV	48.00	300	Horizontal	Pass
3	5213.500	104.52	-1.96	--	--	Peak	48.00	150	Horizontal	N/A
3**	5213.500	97.03	-1.96	--	--	AV	48.00	150	Horizontal	N/A
4	7542.500	53.47	2.04	74.0	20.53	Peak	328.00	300	Horizontal	Pass
4**	7542.500	44.26	2.04	54.0	9.74	AV	328.00	300	Horizontal	Pass
5	11126.450	51.50	-0.98	74.0	22.50	Peak	56.00	100	Horizontal	Pass
5**	11126.450	42.40	-0.98	54.0	11.60	AV	56.00	100	Horizontal	Pass
6	15732.000	52.47	0.13	74.0	21.53	Peak	12.00	200	Horizontal	Pass
6**	15732.000	42.60	0.13	54.0	11.40	AV	12.00	200	Horizontal	Pass

11ax80 (SU), U-NII-1, 1 GHz to 18 GHz, Middle Channel, ANT V

No.	Frequency (MHz)	Results (dBuV/m)	Factor (dB)	Limit (dBuV/m)	Margin (dB)	Detector	Table (Degree)	Height (cm)	Antenna	Verdict
1	1625.200	49.21	-16.92	74.0	24.79	Peak	360.00	100	Vertical	Pass
1**	1625.200	41.57	-16.92	54.0	12.43	AV	360.00	100	Vertical	Pass
2	3664.750	49.43	-5.85	74.0	24.57	Peak	266.00	300	Vertical	Pass
2**	3664.750	39.23	-5.85	54.0	14.77	AV	266.00	300	Vertical	Pass
3	5218.500	100.53	-2.01	--	--	Peak	53.00	150	Vertical	N/A
3**	5218.500	90.32	-2.01	--	--	AV	53.00	150	Vertical	N/A
4	7494.000	53.28	1.26	74.0	20.72	Peak	165.00	400	Vertical	Pass
4**	7494.000	44.11	1.26	54.0	9.89	AV	165.00	400	Vertical	Pass
5	11140.463	51.73	-0.96	74.0	22.27	Peak	218.00	200	Vertical	Pass
5**	11140.463	42.49	-0.96	54.0	11.51	AV	218.00	200	Vertical	Pass
6	15767.175	52.19	-0.10	74.0	21.81	Peak	21.00	300	Vertical	Pass
6**	15767.175	42.78	-0.10	54.0	11.22	AV	21.00	300	Vertical	Pass

11n20, U-NII-3, 1 GHz to 18 GHz, Low Channel, ANT H

No.	Frequency (MHz)	Results (dBuV/m)	Factor (dB)	Limit (dBuV/m)	Margin (dB)	Detector	Table (Degree)	Height (cm)	Antenna	Verdict
1	1553.800	46.01	-16.90	74.0	27.99	Peak	295.00	400	Horizontal	Pass
1**	1553.800	39.25	-16.90	54.0	14.75	AV	295.00	400	Horizontal	Pass
2	4321.250	48.24	-4.06	74.0	25.76	Peak	323.00	100	Horizontal	Pass
2**	4321.250	39.13	-4.06	54.0	14.87	AV	323.00	100	Horizontal	Pass
3	5743.000	110.18	-1.70	--	--	Peak	286.00	100	Horizontal	N/A
3**	5743.000	103.34	-1.70	--	--	AV	286.00	100	Horizontal	N/A
4	7537.750	53.38	2.13	74.0	20.62	Peak	101.00	200	Horizontal	Pass
4**	7537.750	44.04	2.13	54.0	9.96	AV	101.00	200	Horizontal	Pass
5	10835.037	51.09	-2.18	74.0	22.91	Peak	28.00	150	Horizontal	Pass
5**	10835.037	42.63	-2.18	54.0	11.37	AV	28.00	150	Horizontal	Pass
6	15748.537	52.09	0.35	74.0	21.91	Peak	111.00	300	Horizontal	Pass
6**	15748.537	43.00	0.35	54.0	11.00	AV	111.00	300	Horizontal	Pass

11n20, U-NII-3, 1 GHz to 18 GHz, Low Channel, ANT V

No.	Frequency (MHz)	Results (dBuV/m)	Factor (dB)	Limit (dBuV/m)	Margin (dB)	Detector	Table (Degree)	Height (cm)	Antenna	Verdict
1	1530.000	48.04	-16.55	74.0	25.96	Peak	123.00	200	Vertical	Pass
1**	1530.000	42.18	-16.55	54.0	11.82	AV	123.00	200	Vertical	Pass
2	3624.750	49.17	-6.00	74.0	24.83	Peak	267.00	100	Vertical	Pass
2**	3624.750	40.75	-6.00	54.0	13.25	AV	267.00	100	Vertical	Pass
3	5746.500	104.67	-1.55	--	--	Peak	41.00	200	Vertical	N/A
3**	5746.500	96.62	-1.55	--	--	AV	41.00	200	Vertical	N/A
4	7511.500	53.69	1.69	74.0	20.31	Peak	-1.00	300	Vertical	Pass
4**	7511.500	44.05	1.69	54.0	9.95	AV	-1.00	300	Vertical	Pass
5	11168.012	51.28	-1.25	74.0	22.72	Peak	269.00	100	Vertical	Pass
5**	11168.012	41.28	-1.25	54.0	12.72	AV	269.00	100	Vertical	Pass
6	15729.901	52.03	0.10	74.0	21.97	Peak	360.00	400	Vertical	Pass
6**	15729.901	42.71	0.10	54.0	11.29	AV	360.00	400	Vertical	Pass

11n20, U-NII-3, 1 GHz to 18 GHz, Middle Channel, ANT H

No.	Frequency (MHz)	Results (dBuV/m)	Factor (dB)	Limit (dBuV/m)	Margin (dB)	Detector	Table (Degree)	Height (cm)	Antenna	Verdict
1	1605.000	45.77	-16.48	74.0	28.23	Peak	143.00	200	Horizontal	Pass
1**	1605.000	40.00	-16.48	54.0	14.00	AV	143.00	200	Horizontal	Pass
2	4377.000	48.38	-4.09	74.0	25.62	Peak	339.00	100	Horizontal	Pass
2**	4377.000	38.20	-4.09	54.0	15.80	AV	339.00	100	Horizontal	Pass
3	5792.750	110.08	-1.68	--	--	Peak	293.00	200	Horizontal	N/A
3**	5792.750	102.93	-1.68	--	--	AV	293.00	200	Horizontal	N/A
4	7498.500	53.18	1.04	74.0	20.82	Peak	360.00	100	Horizontal	Pass
4**	7498.500	43.88	1.04	54.0	10.12	AV	360.00	100	Horizontal	Pass
5	11189.625	51.95	-1.62	74.0	22.05	Peak	0.00	200	Horizontal	Pass
5**	11189.625	42.47	-1.62	54.0	11.53	AV	0.00	200	Horizontal	Pass
6	15762.187	51.58	0.04	74.0	22.42	Peak	298.00	200	Horizontal	Pass
6**	15762.187	42.74	0.04	54.0	11.26	AV	298.00	200	Horizontal	Pass

11n20, U-NII-3, 1 GHz to 18 GHz, Middle Channel, ANT V

No.	Frequency (MHz)	Results (dBuV/m)	Factor (dB)	Limit (dBuV/m)	Margin (dB)	Detector	Table (Degree)	Height (cm)	Antenna	Verdict
1	1530.100	47.39	-16.54	74.0	26.61	Peak	131.00	300	Vertical	Pass
1**	1530.100	41.17	-16.54	54.0	12.83	AV	131.00	300	Vertical	Pass
2	3624.250	49.00	-5.99	74.0	25.00	Peak	259.00	400	Vertical	Pass
2**	3624.250	41.47	-5.99	54.0	12.53	AV	259.00	400	Vertical	Pass
3	5788.000	105.37	-1.75	--	--	Peak	43.00	100	Vertical	N/A
3**	5788.000	97.62	-1.75	--	--	AV	43.00	100	Vertical	N/A
4	7306.500	53.45	0.50	74.0	20.55	Peak	70.00	100	Vertical	Pass
4**	7306.500	43.97	0.50	54.0	10.03	AV	70.00	100	Vertical	Pass
5	11194.375	51.70	-1.70	74.0	22.30	Peak	6.00	200	Vertical	Pass
5**	11194.375	42.49	-1.70	54.0	11.51	AV	6.00	200	Vertical	Pass
6	15752.475	51.78	0.31	74.0	22.22	Peak	0.00	400	Vertical	Pass
6**	15752.475	43.21	0.31	54.0	10.79	AV	0.00	400	Vertical	Pass

11n20, U-NII-3, 1 GHz to 18 GHz, High Channel, ANT H

No.	Frequency (MHz)	Results (dBuV/m)	Factor (dB)	Limit (dBuV/m)	Margin (dB)	Detector	Table (Degree)	Height (cm)	Antenna	Verdict
1	1554.000	45.90	-16.91	74.0	28.10	Peak	293.00	300	Horizontal	Pass
1**	1554.000	39.30	-16.91	54.0	14.70	AV	293.00	300	Horizontal	Pass
2	4318.250	48.74	-3.97	74.0	25.26	Peak	354.00	100	Horizontal	Pass
2**	4318.250	39.09	-3.97	54.0	14.91	AV	354.00	100	Horizontal	Pass
3	5823.750	109.45	-1.78	--	--	Peak	291.00	200	Horizontal	N/A
3**	5823.750	103.04	-1.78	--	--	AV	291.00	200	Horizontal	N/A
4	7709.000	53.58	1.89	74.0	20.42	Peak	208.00	100	Horizontal	Pass
4**	7709.000	44.11	1.89	54.0	9.89	AV	208.00	100	Horizontal	Pass
5	11139.037	51.25	-0.96	74.0	22.75	Peak	253.00	100	Horizontal	Pass
5**	11139.037	42.82	-0.96	54.0	11.18	AV	253.00	100	Horizontal	Pass
6	15739.612	51.79	0.23	74.0	22.21	Peak	210.00	400	Horizontal	Pass
6**	15739.612	42.96	0.23	54.0	11.04	AV	210.00	400	Horizontal	Pass

11n20, U-NII-3, 1 GHz to 18 GHz, High Channel, ANT V

No.	Frequency (MHz)	Results (dBuV/m)	Factor (dB)	Limit (dBuV/m)	Margin (dB)	Detector	Table (Degree)	Height (cm)	Antenna	Verdict
1	1529.800	47.09	-16.57	74.0	26.91	Peak	127.00	400	Vertical	Pass
1**	1529.800	41.85	-16.57	54.0	12.15	AV	127.00	400	Vertical	Pass
2	3648.250	48.85	-4.86	74.0	25.15	Peak	271.00	300	Vertical	Pass
2**	3648.250	41.49	-4.86	54.0	12.51	AV	271.00	300	Vertical	Pass
3	5820.000	104.57	-1.49	--	--	Peak	0.00	100	Vertical	N/A
3**	5820.000	97.21	-1.49	--	--	AV	0.00	100	Vertical	N/A
4	7476.250	53.63	1.90	74.0	20.37	Peak	199.00	200	Vertical	Pass
4**	7476.250	45.25	1.90	54.0	8.75	AV	199.00	200	Vertical	Pass
5	10823.162	51.79	-2.47	74.0	22.21	Peak	302.00	150	Vertical	Pass
5**	10823.162	42.67	-2.47	54.0	11.33	AV	302.00	150	Vertical	Pass
6	15750.375	51.53	0.36	74.0	22.47	Peak	7.00	100	Vertical	Pass
6**	15750.375	42.44	0.36	54.0	11.56	AV	7.00	100	Vertical	Pass

11n40, U-NII-3, 1 GHz to 18 GHz, Low Channel, ANT H

No.	Frequency (MHz)	Results (dBuV/m)	Factor (dB)	Limit (dBuV/m)	Margin (dB)	Detector	Table (Degree)	Height (cm)	Antenna	Verdict
1	1604.800	45.92	-16.47	74.0	28.08	Peak	138.00	400	Horizontal	Pass
1**	1604.800	38.42	-16.47	54.0	15.58	AV	138.00	400	Horizontal	Pass
2	4298.750	48.93	-4.26	74.0	25.07	Peak	354.00	100	Horizontal	Pass
2**	4298.750	39.54	-4.26	54.0	14.46	AV	354.00	100	Horizontal	Pass
3	5763.750	108.37	-0.99	--	--	Peak	291.00	150	Horizontal	N/A
3**	5763.750	101.01	-0.99	--	--	AV	291.00	150	Horizontal	N/A
4	7537.750	53.57	2.13	74.0	20.43	Peak	0.00	400	Horizontal	Pass
4**	7537.750	44.09	2.13	54.0	9.91	AV	0.00	400	Horizontal	Pass
5	11179.175	52.14	-1.44	74.0	21.86	Peak	173.00	200	Horizontal	Pass
5**	11179.175	42.37	-1.44	54.0	11.63	AV	173.00	200	Horizontal	Pass
6	15761.401	51.87	0.06	74.0	22.13	Peak	160.00	400	Horizontal	Pass
6**	15761.401	42.54	0.06	54.0	11.46	AV	160.00	400	Horizontal	Pass

11n40, U-NII-3, 1 GHz to 18 GHz, Low Channel, ANT V

No.	Frequency (MHz)	Results (dBuV/m)	Factor (dB)	Limit (dBuV/m)	Margin (dB)	Detector	Table (Degree)	Height (cm)	Antenna	Verdict
1	1535.000	47.51	-16.47	74.0	26.49	Peak	130.00	300	Vertical	Pass
1**	1535.000	41.60	-16.47	54.0	12.40	AV	130.00	300	Vertical	Pass
2	3645.750	48.80	-4.99	74.0	25.20	Peak	264.00	200	Vertical	Pass
2**	3645.750	43.26	-4.99	54.0	10.74	AV	264.00	200	Vertical	Pass
3	5759.250	100.68	-0.98	--	--	Peak	41.00	100	Vertical	N/A
3**	5759.250	92.95	-0.98	--	--	AV	41.00	100	Vertical	N/A
4	7358.750	53.65	0.90	74.0	20.35	Peak	357.00	200	Vertical	Pass
4**	7358.750	43.97	0.90	54.0	10.03	AV	357.00	200	Vertical	Pass
5	11206.487	51.57	-1.97	74.0	22.43	Peak	232.00	200	Vertical	Pass
5**	11206.487	41.92	-1.97	54.0	12.08	AV	232.00	200	Vertical	Pass
6	15736.463	51.97	0.19	74.0	22.03	Peak	160.00	300	Vertical	Pass
6**	15736.463	42.96	0.19	54.0	11.04	AV	160.00	300	Vertical	Pass

11n40, U-NII-3, 1 GHz to 18 GHz, High Channel, ANT H

No.	Frequency (MHz)	Results (dBuV/m)	Factor (dB)	Limit (dBuV/m)	Margin (dB)	Detector	Table (Degree)	Height (cm)	Antenna	Verdict
1	1554.000	46.26	-16.91	74.0	27.74	Peak	298.00	200	Horizontal	Pass
1**	1554.000	39.21	-16.91	54.0	14.79	AV	298.00	200	Horizontal	Pass
2	4336.250	48.34	-4.13	74.0	25.66	Peak	350.00	100	Horizontal	Pass
2**	4336.250	38.93	-4.13	54.0	15.07	AV	350.00	100	Horizontal	Pass
3	5783.000	107.42	-1.76	--	--	Peak	286.00	100	Horizontal	N/A
3**	5783.000	100.16	-1.76	--	--	AV	286.00	100	Horizontal	N/A
4	7551.000	53.52	1.30	74.0	20.48	Peak	304.00	400	Horizontal	Pass
4**	7551.000	44.25	1.30	54.0	9.75	AV	304.00	400	Horizontal	Pass
5	10709.162	51.31	-2.29	74.0	22.69	Peak	10.00	200	Horizontal	Pass
5**	10709.162	42.35	-2.29	54.0	11.65	AV	10.00	200	Horizontal	Pass
6	15764.813	51.78	-0.03	74.0	22.22	Peak	150.00	400	Horizontal	Pass
6**	15764.813	42.71	-0.03	54.0	11.29	AV	150.00	400	Horizontal	Pass

11n40, U-NII-3, 1 GHz to 18 GHz, High Channel, ANT V

No.	Frequency (MHz)	Results (dBuV/m)	Factor (dB)	Limit (dBuV/m)	Margin (dB)	Detector	Table (Degree)	Height (cm)	Antenna	Verdict
1	1530.000	47.27	-16.55	74.0	26.73	Peak	125.00	200	Vertical	Pass
1**	1530.000	41.80	-16.55	54.0	12.20	AV	125.00	200	Vertical	Pass
2	3653.500	50.12	-5.01	74.0	23.88	Peak	257.00	100	Vertical	Pass
2**	3653.500	40.04	-5.01	54.0	13.96	AV	257.00	100	Vertical	Pass
3	5790.000	102.18	-1.79	--	--	Peak	43.00	150	Vertical	N/A
3**	5790.000	93.08	-1.79	--	--	AV	43.00	150	Vertical	N/A
4	7517.500	53.44	2.00	74.0	20.56	Peak	0.00	300	Vertical	Pass
4**	7517.500	44.77	2.00	54.0	9.23	AV	0.00	300	Vertical	Pass
5	11181.075	51.40	-1.48	74.0	22.60	Peak	312.00	200	Vertical	Pass
5**	11181.075	41.87	-1.48	54.0	12.13	AV	312.00	200	Vertical	Pass
6	15785.550	51.95	-0.60	74.0	22.05	Peak	147.00	200	Vertical	Pass
6**	15785.550	42.51	-0.60	54.0	11.49	AV	147.00	200	Vertical	Pass

11ac20, U-NII-3, 1 GHz to 18 GHz, Low Channel, ANT H

No.	Frequency (MHz)	Results (dBuV/m)	Factor (dB)	Limit (dBuV/m)	Margin (dB)	Detector	Table (Degree)	Height (cm)	Antenna	Verdict
1	1534.900	46.44	-16.47	74.0	27.56	Peak	296.00	200	Horizontal	Pass
1**	1534.900	40.69	-16.47	54.0	13.31	AV	296.00	200	Horizontal	Pass
2	4358.250	49.15	-3.80	74.0	24.85	Peak	34.00	200	Horizontal	Pass
2**	4358.250	39.95	-3.80	54.0	14.05	AV	34.00	200	Horizontal	Pass
3	5746.500	108.42	-1.55	--	--	Peak	301.00	200	Horizontal	N/A
3**	5746.500	100.63	-1.55	--	--	AV	301.00	200	Horizontal	N/A
4	7294.000	53.46	0.51	74.0	20.54	Peak	339.00	100	Horizontal	Pass
4**	7294.000	43.42	0.51	54.0	10.58	AV	339.00	100	Horizontal	Pass
5	10714.863	51.63	-2.20	74.0	22.37	Peak	96.00	150	Horizontal	Pass
5**	10714.863	43.09	-2.20	54.0	10.91	AV	96.00	150	Horizontal	Pass
6	15763.237	53.20	0.01	74.0	20.80	Peak	287.00	100	Horizontal	Pass
6**	15763.237	42.45	0.01	54.0	11.55	AV	287.00	100	Horizontal	Pass

11ac20, U-NII-3, 1 GHz to 18 GHz, Low Channel, ANT V

No.	Frequency (MHz)	Results (dBuV/m)	Factor (dB)	Limit (dBuV/m)	Margin (dB)	Detector	Table (Degree)	Height (cm)	Antenna	Verdict
1	1530.000	47.32	-16.55	74.0	26.68	Peak	131.00	300	Vertical	Pass
1**	1530.000	42.68	-16.55	54.0	11.32	AV	131.00	300	Vertical	Pass
2	3982.750	49.50	-4.90	74.0	24.50	Peak	269.00	400	Vertical	Pass
2**	3982.750	37.52	-4.90	54.0	16.48	AV	269.00	400	Vertical	Pass
3	5742.000	103.51	-1.70	--	--	Peak	35.00	200	Vertical	N/A
3**	5742.000	95.31	-1.70	--	--	AV	35.00	200	Vertical	N/A
4	7549.000	52.95	1.40	74.0	21.05	Peak	193.00	200	Vertical	Pass
4**	7549.000	44.29	1.40	54.0	9.71	AV	193.00	200	Vertical	Pass
5	11172.050	51.79	-1.32	74.0	22.21	Peak	91.00	150	Vertical	Pass
5**	11172.050	41.66	-1.32	54.0	12.34	AV	91.00	150	Vertical	Pass
6	15736.200	52.21	0.18	74.0	21.79	Peak	9.00	100	Vertical	Pass
6**	15736.200	43.61	0.18	54.0	10.39	AV	9.00	100	Vertical	Pass

11ac20, U-NII-3, 1 GHz to 18 GHz, Middle Channel, ANT H

No.	Frequency (MHz)	Results (dBuV/m)	Factor (dB)	Limit (dBuV/m)	Margin (dB)	Detector	Table (Degree)	Height (cm)	Antenna	Verdict
1	1605.000	46.52	-16.48	74.0	27.48	Peak	142.00	300	Horizontal	Pass
1**	1605.000	41.07	-16.48	54.0	12.93	AV	142.00	300	Horizontal	Pass
2	4182.250	48.26	-4.33	74.0	25.74	Peak	51.00	200	Horizontal	Pass
2**	4182.250	38.52	-4.33	54.0	15.48	AV	51.00	200	Horizontal	Pass
3	5777.500	107.86	-1.26	--	--	Peak	296.00	100	Horizontal	N/A
3**	5777.500	100.55	-1.26	--	--	AV	296.00	100	Horizontal	N/A
4	7510.250	53.71	1.75	74.0	20.29	Peak	0.00	200	Horizontal	Pass
4**	7510.250	44.27	1.75	54.0	9.73	AV	0.00	200	Horizontal	Pass
5	11115.525	51.64	-0.99	74.0	22.36	Peak	360.00	200	Horizontal	Pass
5**	11115.525	42.17	-0.99	54.0	11.83	AV	360.00	200	Horizontal	Pass
6	15516.750	51.31	-0.94	74.0	22.69	Peak	162.00	100	Horizontal	Pass
6**	15516.750	42.07	-0.94	54.0	11.93	AV	162.00	100	Horizontal	Pass

11ac20, U-NII-3, 1 GHz to 18 GHz, Middle Channel, ANT V

No.	Frequency (MHz)	Results (dBuV/m)	Factor (dB)	Limit (dBuV/m)	Margin (dB)	Detector	Table (Degree)	Height (cm)	Antenna	Verdict
1	1530.100	47.05	-16.54	74.0	26.95	Peak	125.00	200	Vertical	Pass
1**	1530.100	42.22	-16.54	54.0	11.78	AV	125.00	200	Vertical	Pass
2	3623.750	49.64	-5.97	74.0	24.36	Peak	260.00	100	Vertical	Pass
2**	3623.750	41.16	-5.97	54.0	12.84	AV	260.00	100	Vertical	Pass
3	5783.500	102.88	-1.75	--	--	Peak	41.00	150	Vertical	N/A
3**	5783.500	94.92	-1.75	--	--	AV	41.00	150	Vertical	N/A
4	7512.500	53.17	1.73	74.0	20.83	Peak	-1.00	100	Vertical	Pass
4**	7512.500	44.16	1.73	54.0	9.84	AV	-1.00	100	Vertical	Pass
5	11178.700	52.08	-1.44	74.0	21.92	Peak	351.00	100	Vertical	Pass
5**	11178.700	42.28	-1.44	54.0	11.72	AV	351.00	100	Vertical	Pass
6	15760.088	52.76	0.10	74.0	21.24	Peak	65.00	400	Vertical	Pass
6**	15760.088	42.97	0.10	54.0	11.03	AV	65.00	400	Vertical	Pass

11ac20, U-NII-3, 1 GHz to 18 GHz, High Channel, ANT H

No.	Frequency (MHz)	Results (dBuV/m)	Factor (dB)	Limit (dBuV/m)	Margin (dB)	Detector	Table (Degree)	Height (cm)	Antenna	Verdict
1	1535.200	45.56	-16.48	74.0	28.44	Peak	293.00	300	Horizontal	Pass
1**	1535.200	39.06	-16.48	54.0	14.94	AV	293.00	300	Horizontal	Pass
2	4335.250	47.99	-4.16	74.0	26.01	Peak	135.00	400	Horizontal	Pass
2**	4335.250	39.13	-4.16	54.0	14.87	AV	135.00	400	Horizontal	Pass
3	5820.250	108.36	-1.49	--	--	Peak	299.00	100	Horizontal	N/A
3**	5820.250	102.14	-1.49	--	--	AV	299.00	100	Horizontal	N/A
4	7516.500	53.22	2.04	74.0	20.78	Peak	233.00	300	Horizontal	Pass
4**	7516.500	43.65	2.04	54.0	10.35	AV	233.00	300	Horizontal	Pass
5	11069.924	51.62	-1.57	74.0	22.38	Peak	326.00	200	Horizontal	Pass
5**	11069.924	42.09	-1.57	54.0	11.91	AV	326.00	200	Horizontal	Pass
6	15754.575	52.22	0.25	74.0	21.78	Peak	108.00	300	Horizontal	Pass
6**	15754.575	43.29	0.25	54.0	10.71	AV	108.00	300	Horizontal	Pass

11ac20, U-NII-3, 1 GHz to 18 GHz, High Channel, ANT V

No.	Frequency (MHz)	Results (dBuV/m)	Factor (dB)	Limit (dBuV/m)	Margin (dB)	Detector	Table (Degree)	Height (cm)	Antenna	Verdict
1	1529.900	47.62	-16.56	74.0	26.38	Peak	136.00	400	Vertical	Pass
1**	1529.900	42.15	-16.56	54.0	11.85	AV	136.00	400	Vertical	Pass
2	4313.250	49.12	-3.96	74.0	24.88	Peak	288.00	100	Vertical	Pass
2**	4313.250	38.70	-3.96	54.0	15.30	AV	288.00	100	Vertical	Pass
3	5828.250	103.13	-1.62	--	--	Peak	6.00	150	Vertical	N/A
3**	5828.250	94.07	-1.62	--	--	AV	6.00	150	Vertical	N/A
4	7731.000	54.54	1.35	74.0	19.46	Peak	52.00	400	Vertical	Pass
4**	7731.000	43.47	1.35	54.0	10.53	AV	52.00	400	Vertical	Pass
5	11166.825	52.59	-1.23	74.0	21.41	Peak	244.00	150	Vertical	Pass
5**	11166.825	41.94	-1.23	54.0	12.06	AV	244.00	150	Vertical	Pass
6	15870.075	51.98	-0.67	74.0	22.02	Peak	109.00	100	Vertical	Pass
6**	15870.075	41.20	-0.67	54.0	12.80	AV	109.00	100	Vertical	Pass

11ac40, U-NII-3, 1 GHz to 18 GHz, Low Channel, ANT H

No.	Frequency (MHz)	Results (dBuV/m)	Factor (dB)	Limit (dBuV/m)	Margin (dB)	Detector	Table (Degree)	Height (cm)	Antenna	Verdict
1	1535.200	46.00	-16.48	74.0	28.00	Peak	291.00	200	Horizontal	Pass
1**	1535.200	39.01	-16.48	54.0	14.99	AV	291.00	200	Horizontal	Pass
2	4180.500	48.53	-4.40	74.0	25.47	Peak	148.00	400	Horizontal	Pass
2**	4180.500	38.33	-4.40	54.0	15.67	AV	148.00	400	Horizontal	Pass
3	5759.000	106.03	-0.98	--	--	Peak	289.00	200	Horizontal	N/A
3**	5759.000	98.01	-0.98	--	--	AV	289.00	200	Horizontal	N/A
4	7730.000	53.73	1.36	74.0	20.27	Peak	289.00	100	Horizontal	Pass
4**	7730.000	43.24	1.36	54.0	10.76	AV	289.00	100	Horizontal	Pass
5	11183.213	51.36	-1.51	74.0	22.64	Peak	16.00	150	Horizontal	Pass
5**	11183.213	42.87	-1.51	54.0	11.13	AV	16.00	150	Horizontal	Pass
6	15731.738	52.43	0.12	74.0	21.57	Peak	0.00	300	Horizontal	Pass
6**	15731.738	42.01	0.12	54.0	11.99	AV	0.00	300	Horizontal	Pass

11ac40, U-NII-3, 1 GHz to 18 GHz, Low Channel, ANT V

No.	Frequency (MHz)	Results (dBuV/m)	Factor (dB)	Limit (dBuV/m)	Margin (dB)	Detector	Table (Degree)	Height (cm)	Antenna	Verdict
1	1534.800	47.32	-16.46	74.0	26.68	Peak	130.00	400	Vertical	Pass
1**	1534.800	42.40	-16.46	54.0	11.60	AV	130.00	400	Vertical	Pass
2	3641.750	49.10	-5.18	74.0	24.90	Peak	262.00	300	Vertical	Pass
2**	3641.750	42.02	-5.18	54.0	11.98	AV	262.00	300	Vertical	Pass
3	5762.250	98.76	-0.97	--	--	Peak	43.00	150	Vertical	N/A
3**	5762.250	91.31	-0.97	--	--	AV	43.00	150	Vertical	N/A
4	7491.750	53.60	1.25	74.0	20.40	Peak	0.00	300	Vertical	Pass
4**	7491.750	44.15	1.25	54.0	9.85	AV	0.00	300	Vertical	Pass
5	11070.875	51.22	-1.55	74.0	22.78	Peak	271.00	200	Vertical	Pass
5**	11070.875	41.81	-1.55	54.0	12.19	AV	271.00	200	Vertical	Pass
6	15754.050	52.44	0.26	74.0	21.56	Peak	269.00	200	Vertical	Pass
6**	15754.050	42.84	0.26	54.0	11.16	AV	269.00	200	Vertical	Pass

11ac40, U-NII-3, 1 GHz to 18 GHz, High Channel, ANT H

No.	Frequency (MHz)	Results (dBuV/m)	Factor (dB)	Limit (dBuV/m)	Margin (dB)	Detector	Table (Degree)	Height (cm)	Antenna	Verdict
1	1605.300	46.07	-16.50	74.0	27.93	Peak	145.00	200	Horizontal	Pass
1**	1605.300	40.64	-16.50	54.0	13.36	AV	145.00	200	Horizontal	Pass
2	3645.250	48.07	-5.00	74.0	25.93	Peak	143.00	200	Horizontal	Pass
2**	3645.250	39.20	-5.00	54.0	14.80	AV	143.00	200	Horizontal	Pass
3	5792.250	105.81	-1.71	--	--	Peak	282.00	200	Horizontal	N/A
3**	5792.250	98.32	-1.71	--	--	AV	282.00	200	Horizontal	N/A
4	7559.000	53.22	1.11	74.0	20.78	Peak	293.00	300	Horizontal	Pass
4**	7559.000	43.73	1.11	54.0	10.27	AV	293.00	300	Horizontal	Pass
5	11201.738	51.29	-1.84	74.0	22.71	Peak	256.00	100	Horizontal	Pass
5**	11201.738	42.18	-1.84	54.0	11.82	AV	256.00	100	Horizontal	Pass
6	15755.625	51.86	0.22	74.0	22.14	Peak	11.00	400	Horizontal	Pass
6**	15755.625	42.12	0.22	54.0	11.88	AV	11.00	400	Horizontal	Pass

11ac40, U-NII-3, 1 GHz to 18 GHz, High Channel, ANT V

No.	Frequency (MHz)	Results (dBuV/m)	Factor (dB)	Limit (dBuV/m)	Margin (dB)	Detector	Table (Degree)	Height (cm)	Antenna	Verdict
1	1535.000	47.53	-16.47	74.0	26.47	Peak	133.00	200	Vertical	Pass
1**	1535.000	41.67	-16.47	54.0	12.33	AV	133.00	200	Vertical	Pass
2	3658.500	48.77	-5.47	74.0	25.23	Peak	257.00	200	Vertical	Pass
2**	3658.500	41.21	-5.47	54.0	12.79	AV	257.00	200	Vertical	Pass
3	5787.750	100.04	-1.74	--	--	Peak	43.00	100	Vertical	N/A
3**	5787.750	91.66	-1.74	--	--	AV	43.00	100	Vertical	N/A
4	7513.500	53.92	1.84	74.0	20.08	Peak	303.00	100	Vertical	Pass
4**	7513.500	44.39	1.84	54.0	9.61	AV	303.00	100	Vertical	Pass
5	11165.162	51.73	-1.21	74.0	22.27	Peak	300.00	150	Vertical	Pass
5**	11165.162	42.35	-1.21	54.0	11.65	AV	300.00	150	Vertical	Pass
6	15472.125	52.51	-0.35	74.0	21.49	Peak	24.00	400	Vertical	Pass
6**	15472.125	42.01	-0.35	54.0	11.99	AV	24.00	400	Vertical	Pass

11ac80, U-NII-3, 1 GHz to 18 GHz, Middle Channel, ANT H

No.	Frequency (MHz)	Results (dBuV/m)	Factor (dB)	Limit (dBuV/m)	Margin (dB)	Detector	Table (Degree)	Height (cm)	Antenna	Verdict
1	1605.100	46.27	-16.49	74.0	27.73	Peak	144.00	300	Horizontal	Pass
1**	1605.100	40.05	-16.49	54.0	13.95	AV	144.00	300	Horizontal	Pass
2	4156.500	47.94	-4.78	74.0	26.06	Peak	360.00	300	Horizontal	Pass
2**	4156.500	38.01	-4.78	54.0	15.99	AV	360.00	300	Horizontal	Pass
3	5803.750	103.01	-1.54	--	--	Peak	289.00	200	Horizontal	N/A
3**	5803.750	96.25	-1.54	--	--	AV	289.00	200	Horizontal	N/A
4	7513.000	53.30	1.79	74.0	20.70	Peak	243.00	400	Horizontal	Pass
4**	7513.000	44.65	1.79	54.0	9.35	AV	243.00	400	Horizontal	Pass
5	10727.451	51.93	-2.00	74.0	22.07	Peak	56.00	150	Horizontal	Pass
5**	10727.451	42.42	-2.00	54.0	11.58	AV	56.00	150	Horizontal	Pass
6	15738.299	51.73	0.21	74.0	22.27	Peak	18.00	100	Horizontal	Pass
6**	15738.299	42.54	0.21	54.0	11.46	AV	18.00	100	Horizontal	Pass

11ac80, U-NII-3, 1 GHz to 18 GHz, Middle Channel, ANT V

No.	Frequency (MHz)	Results (dBuV/m)	Factor (dB)	Limit (dBuV/m)	Margin (dB)	Detector	Table (Degree)	Height (cm)	Antenna	Verdict
1	1529.900	47.28	-16.56	74.0	26.72	Peak	128.00	200	Vertical	Pass
1**	1529.900	42.39	-16.56	54.0	11.61	AV	128.00	200	Vertical	Pass
2	3645.000	49.90	-5.00	74.0	24.10	Peak	265.00	100	Vertical	Pass
2**	3645.000	40.79	-5.00	54.0	13.21	AV	265.00	100	Vertical	Pass
3	5777.250	96.58	-1.27	--	--	Peak	46.00	200	Vertical	N/A
3**	5777.250	87.77	-1.27	--	--	AV	46.00	200	Vertical	N/A
4	7338.000	53.32	0.94	74.0	20.68	Peak	0.00	100	Vertical	Pass
4**	7338.000	44.63	0.94	54.0	9.37	AV	0.00	100	Vertical	Pass
5	11134.763	51.64	-0.97	74.0	22.36	Peak	18.00	200	Vertical	Pass
5**	11134.763	42.39	-0.97	54.0	11.61	AV	18.00	200	Vertical	Pass
6	15777.937	51.39	-0.39	74.0	22.61	Peak	9.00	400	Vertical	Pass
6**	15777.937	41.25	-0.39	54.0	12.75	AV	9.00	400	Vertical	Pass

11ax20 (SU), U-NII-3, 1 GHz to 18 GHz, Low Channel, ANT H

No.	Frequency (MHz)	Results (dBuV/m)	Factor (dB)	Limit (dBuV/m)	Margin (dB)	Detector	Table (Degree)	Height (cm)	Antenna	Verdict
1	1554.300	46.04	-16.92	74.0	27.96	Peak	293.00	400	Horizontal	Pass
1**	1554.300	39.69	-16.92	54.0	14.31	AV	293.00	400	Horizontal	Pass
2	4387.500	48.00	-4.14	74.0	26.00	Peak	252.00	400	Horizontal	Pass
2**	4387.500	38.40	-4.14	54.0	15.60	AV	252.00	400	Horizontal	Pass
3	5753.000	109.11	-1.22	--	--	Peak	289.00	200	Horizontal	N/A
3**	5753.000	100.19	-1.22	--	--	AV	289.00	200	Horizontal	N/A
4	7513.250	53.67	1.81	74.0	20.33	Peak	314.00	400	Horizontal	Pass
4**	7513.250	44.25	1.81	54.0	9.75	AV	314.00	400	Horizontal	Pass
5	10821.262	52.14	-2.51	74.0	21.86	Peak	186.00	150	Horizontal	Pass
5**	10821.262	41.51	-2.51	54.0	12.49	AV	186.00	150	Horizontal	Pass
6	15740.662	51.76	0.24	74.0	22.24	Peak	160.00	400	Horizontal	Pass
6**	15740.662	43.11	0.24	54.0	10.89	AV	160.00	400	Horizontal	Pass

11ax20 (SU), U-NII-3, 1 GHz to 18 GHz, Low Channel, ANT V

No.	Frequency (MHz)	Results (dBuV/m)	Factor (dB)	Limit (dBuV/m)	Margin (dB)	Detector	Table (Degree)	Height (cm)	Antenna	Verdict
1	1529.900	47.32	-16.56	74.0	26.68	Peak	130.00	100	Vertical	Pass
1**	1529.900	42.39	-16.56	54.0	11.61	AV	130.00	100	Vertical	Pass
2	4190.250	49.23	-4.39	74.0	24.77	Peak	89.00	300	Vertical	Pass
2**	4190.250	38.52	-4.39	54.0	15.48	AV	89.00	300	Vertical	Pass
3	5747.500	103.22	-1.60	--	--	Peak	126.00	200	Vertical	N/A
3**	5747.500	94.93	-1.60	--	--	AV	126.00	200	Vertical	N/A
4	7468.000	53.32	1.58	74.0	20.68	Peak	70.00	100	Vertical	Pass
4**	7468.000	45.38	1.58	54.0	8.62	AV	70.00	100	Vertical	Pass
5	10813.662	51.99	-2.70	74.0	22.01	Peak	0.00	150	Vertical	Pass
5**	10813.662	41.60	-2.70	54.0	12.40	AV	0.00	150	Vertical	Pass
6	15766.651	51.46	-0.08	74.0	22.54	Peak	133.00	400	Vertical	Pass
6**	15766.651	42.21	-0.08	54.0	11.79	AV	133.00	400	Vertical	Pass

11ax20 (SU), U-NII-3, 1 GHz to 18 GHz, Middle Channel, ANT H

No.	Frequency (MHz)	Results (dBuV/m)	Factor (dB)	Limit (dBuV/m)	Margin (dB)	Detector	Table (Degree)	Height (cm)	Antenna	Verdict
1	1560.200	46.76	-16.78	74.0	27.24	Peak	300.00	200	Horizontal	Pass
1**	1560.200	37.43	-16.78	54.0	16.57	AV	300.00	200	Horizontal	Pass
2	4355.250	48.48	-3.99	74.0	25.52	Peak	265.00	100	Horizontal	Pass
2**	4355.250	39.38	-3.99	54.0	14.62	AV	265.00	100	Horizontal	Pass
3	5783.250	109.38	-1.76	--	--	Peak	284.00	200	Horizontal	N/A
3**	5783.250	102.58	-1.76	--	--	AV	284.00	200	Horizontal	N/A
4	7532.500	53.53	2.14	74.0	20.47	Peak	220.00	300	Horizontal	Pass
4**	7532.500	44.48	2.14	54.0	9.52	AV	220.00	300	Horizontal	Pass
5	10699.187	51.35	-2.45	74.0	22.65	Peak	338.00	100	Horizontal	Pass
5**	10699.187	42.08	-2.45	54.0	11.92	AV	338.00	100	Horizontal	Pass
6	15775.575	52.01	-0.33	74.0	21.99	Peak	9.00	100	Horizontal	Pass
6**	15775.575	42.02	-0.33	54.0	11.98	AV	9.00	100	Horizontal	Pass

11ax20 (SU), U-NII-3, 1 GHz to 18 GHz, Middle Channel, ANT V

No.	Frequency (MHz)	Results (dBuV/m)	Factor (dB)	Limit (dBuV/m)	Margin (dB)	Detector	Table (Degree)	Height (cm)	Antenna	Verdict
1	1535.000	47.17	-16.47	74.0	26.83	Peak	133.00	200	Vertical	Pass
1**	1535.000	41.46	-16.47	54.0	12.54	AV	133.00	200	Vertical	Pass
2	3645.500	49.87	-5.00	74.0	24.13	Peak	248.00	400	Vertical	Pass
2**	3645.500	42.97	-5.00	54.0	11.03	AV	248.00	400	Vertical	Pass
3	5786.750	103.75	-1.70	--	--	Peak	41.00	200	Vertical	N/A
3**	5786.750	94.53	-1.70	--	--	AV	41.00	200	Vertical	N/A
4	7536.000	53.64	2.24	74.0	20.36	Peak	24.00	300	Vertical	Pass
4**	7536.000	44.68	2.24	54.0	9.32	AV	24.00	300	Vertical	Pass
5	11197.938	51.33	-1.76	74.0	22.67	Peak	339.00	100	Vertical	Pass
5**	11197.938	41.71	-1.76	54.0	12.29	AV	339.00	100	Vertical	Pass
6	15824.663	51.38	-0.86	74.0	22.62	Peak	9.00	300	Vertical	Pass
6**	15824.663	42.18	-0.86	54.0	11.82	AV	9.00	300	Vertical	Pass

11ax20 (SU), U-NII-3, 1 GHz to 18 GHz, High Channel, ANT H

No.	Frequency (MHz)	Results (dBuV/m)	Factor (dB)	Limit (dBuV/m)	Margin (dB)	Detector	Table (Degree)	Height (cm)	Antenna	Verdict
1	1605.300	45.82	-16.50	74.0	28.18	Peak	142.00	100	Horizontal	Pass
1**	1605.300	40.80	-16.50	54.0	13.20	AV	142.00	100	Horizontal	Pass
2	4258.500	48.36	-4.14	74.0	25.64	Peak	250.00	200	Horizontal	Pass
2**	4258.500	38.82	-4.14	54.0	15.18	AV	250.00	200	Horizontal	Pass
3	5831.250	108.61	-1.43	--	--	Peak	286.00	150	Horizontal	N/A
3**	5831.250	99.63	-1.43	--	--	AV	286.00	150	Horizontal	N/A
4	7507.750	53.71	1.36	74.0	20.29	Peak	315.00	400	Horizontal	Pass
4**	7507.750	43.91	1.36	54.0	10.09	AV	315.00	400	Horizontal	Pass
5	11068.975	51.41	-1.59	74.0	22.59	Peak	178.00	150	Horizontal	Pass
5**	11068.975	41.65	-1.59	54.0	12.35	AV	178.00	150	Horizontal	Pass
6	15743.287	52.74	0.28	74.0	21.26	Peak	189.00	300	Horizontal	Pass
6**	15743.287	43.10	0.28	54.0	10.90	AV	189.00	300	Horizontal	Pass

11ax20 (SU), U-NII-3, 1 GHz to 18 GHz, High Channel, ANT V

No.	Frequency (MHz)	Results (dBuV/m)	Factor (dB)	Limit (dBuV/m)	Margin (dB)	Detector	Table (Degree)	Height (cm)	Antenna	Verdict
1	1535.800	48.84	-16.49	74.0	25.16	Peak	130.00	400	Vertical	Pass
1**	1535.800	39.12	-16.49	54.0	14.88	AV	130.00	400	Vertical	Pass
2	3623.500	49.03	-5.96	74.0	24.97	Peak	257.00	200	Vertical	Pass
2**	3623.500	40.45	-5.96	54.0	13.55	AV	257.00	200	Vertical	Pass
3	5819.000	104.18	-1.49	--	--	Peak	0.00	200	Vertical	N/A
3**	5819.000	95.66	-1.49	--	--	AV	0.00	200	Vertical	N/A
4	7473.250	52.87	1.86	74.0	21.13	Peak	360.00	400	Vertical	Pass
4**	7473.250	44.10	1.86	54.0	9.90	AV	360.00	400	Vertical	Pass
5	10702.750	51.48	-2.39	74.0	22.52	Peak	0.00	100	Vertical	Pass
5**	10702.750	41.39	-2.39	54.0	12.61	AV	0.00	100	Vertical	Pass
6	15786.338	51.63	-0.62	74.0	22.37	Peak	257.00	400	Vertical	Pass
6**	15786.338	42.41	-0.62	54.0	11.59	AV	257.00	400	Vertical	Pass

11ax40 (SU), U-NII-3, 1 GHz to 18 GHz, Low Channel, ANT H

No.	Frequency (MHz)	Results (dBuV/m)	Factor (dB)	Limit (dBuV/m)	Margin (dB)	Detector	Table (Degree)	Height (cm)	Antenna	Verdict
1	1604.900	45.84	-16.48	74.0	28.16	Peak	142.00	300	Horizontal	Pass
1**	1604.900	39.56	-16.48	54.0	14.44	AV	142.00	300	Horizontal	Pass
2	4177.500	48.01	-4.58	74.0	25.99	Peak	182.00	300	Horizontal	Pass
2**	4177.500	37.39	-4.58	54.0	16.61	AV	182.00	300	Horizontal	Pass
3	5743.250	107.32	-1.70	--	--	Peak	296.00	100	Horizontal	N/A
3**	5743.250	98.73	-1.70	--	--	AV	296.00	100	Horizontal	N/A
4	7517.500	53.63	2.00	74.0	20.37	Peak	286.00	150	Horizontal	Pass
4**	7517.500	44.16	2.00	54.0	9.84	AV	286.00	150	Horizontal	Pass
5	10831.000	51.55	-2.28	74.0	22.45	Peak	270.00	150	Horizontal	Pass
5**	10831.000	42.36	-2.28	54.0	11.64	AV	270.00	150	Horizontal	Pass
6	15724.912	52.79	0.03	74.0	21.21	Peak	296.00	100	Horizontal	Pass
6**	15724.912	42.73	0.03	54.0	11.27	AV	296.00	100	Horizontal	Pass

11ax40 (SU), U-NII-3, 1 GHz to 18 GHz, Low Channel, ANT V

No.	Frequency (MHz)	Results (dBuV/m)	Factor (dB)	Limit (dBuV/m)	Margin (dB)	Detector	Table (Degree)	Height (cm)	Antenna	Verdict
1	1605.100	47.26	-16.49	74.0	26.74	Peak	274.00	400	Vertical	Pass
1**	1605.100	40.90	-16.49	54.0	13.10	AV	274.00	400	Vertical	Pass
2	3673.250	49.26	-6.03	74.0	24.74	Peak	259.00	400	Vertical	Pass
2**	3673.250	39.40	-6.03	54.0	14.60	AV	259.00	400	Vertical	Pass
3	5758.250	100.05	-1.03	--	--	Peak	128.00	150	Vertical	N/A
3**	5758.250	91.59	-1.03	--	--	AV	128.00	150	Vertical	N/A
4	7491.000	54.01	1.25	74.0	19.99	Peak	0.00	400	Vertical	Pass
4**	7491.000	43.94	1.25	54.0	10.06	AV	0.00	400	Vertical	Pass
5	10717.475	51.42	-2.16	74.0	22.58	Peak	321.00	200	Vertical	Pass
5**	10717.475	42.69	-2.16	54.0	11.31	AV	321.00	200	Vertical	Pass
6	15755.625	51.98	0.22	74.0	22.02	Peak	203.00	100	Vertical	Pass
6**	15755.625	43.29	0.22	54.0	10.71	AV	203.00	100	Vertical	Pass

11ax40 (SU), U-NII-3, 1 GHz to 18 GHz, High Channel, ANT H

No.	Frequency (MHz)	Results (dBuV/m)	Factor (dB)	Limit (dBuV/m)	Margin (dB)	Detector	Table (Degree)	Height (cm)	Antenna	Verdict
1	1554.400	45.86	-16.93	74.0	28.14	Peak	298.00	200	Horizontal	Pass
1**	1554.400	39.02	-16.93	54.0	14.98	AV	298.00	200	Horizontal	Pass
2	4343.500	48.08	-4.08	74.0	25.92	Peak	313.00	400	Horizontal	Pass
2**	4343.500	38.85	-4.08	54.0	15.15	AV	313.00	400	Horizontal	Pass
3	5783.250	106.64	-1.76	--	--	Peak	292.00	150	Horizontal	N/A
3**	5783.250	99.88	-1.76	--	--	AV	292.00	150	Horizontal	N/A
4	7493.000	53.44	1.26	74.0	20.56	Peak	209.00	400	Horizontal	Pass
4**	7493.000	44.41	1.26	54.0	9.59	AV	209.00	400	Horizontal	Pass
5	10802.975	51.55	-2.95	74.0	22.45	Peak	33.00	100	Horizontal	Pass
5**	10802.975	42.64	-2.95	54.0	11.36	AV	33.00	100	Horizontal	Pass
6	15774.525	52.47	-0.30	74.0	21.53	Peak	359.00	150	Horizontal	Pass
6**	15774.525	43.20	-0.30	54.0	10.80	AV	359.00	150	Horizontal	Pass

11ax40 (SU), U-NII-3, 1 GHz to 18 GHz, High Channel, ANT V

No.	Frequency (MHz)	Results (dBuV/m)	Factor (dB)	Limit (dBuV/m)	Margin (dB)	Detector	Table (Degree)	Height (cm)	Antenna	Verdict
1	1535.000	47.16	-16.47	74.0	26.84	Peak	131.00	100	Vertical	Pass
1**	1535.000	41.89	-16.47	54.0	12.11	AV	131.00	100	Vertical	Pass
2	3656.000	49.01	-5.20	74.0	24.99	Peak	267.00	100	Vertical	Pass
2**	3656.000	41.13	-5.20	54.0	12.87	AV	267.00	100	Vertical	Pass
3	5788.000	101.08	-1.75	--	--	Peak	36.00	100	Vertical	N/A
3**	5788.000	91.92	-1.75	--	--	AV	36.00	100	Vertical	N/A
4	7549.500	53.69	1.37	74.0	20.31	Peak	0.00	400	Vertical	Pass
4**	7549.500	43.49	1.37	54.0	10.51	AV	0.00	400	Vertical	Pass
5	10683.750	51.37	-2.62	74.0	22.63	Peak	207.00	150	Vertical	Pass
5**	10683.750	41.69	-2.62	54.0	12.31	AV	207.00	150	Vertical	Pass
6	15752.738	52.45	0.30	74.0	21.55	Peak	172.00	400	Vertical	Pass
6**	15752.738	43.00	0.30	54.0	11.00	AV	172.00	400	Vertical	Pass

11ax80 (SU), U-NII-3, 1 GHz to 18 GHz, Middle Channel, ANT H

No.	Frequency (MHz)	Results (dBuV/m)	Factor (dB)	Limit (dBuV/m)	Margin (dB)	Detector	Table (Degree)	Height (cm)	Antenna	Verdict
1	1554.200	45.90	-16.92	74.0	28.10	Peak	296.00	200	Horizontal	Pass
1**	1554.200	38.83	-16.92	54.0	15.17	AV	296.00	200	Horizontal	Pass
2	3648.500	48.12	-4.85	74.0	25.88	Peak	145.00	300	Horizontal	Pass
2**	3648.500	39.63	-4.85	54.0	14.37	AV	145.00	300	Horizontal	Pass
3	5782.500	103.14	-1.78	--	--	Peak	292.00	150	Horizontal	N/A
3**	5782.500	94.71	-1.78	--	--	AV	292.00	150	Horizontal	N/A
4	7552.500	54.08	1.23	74.0	19.92	Peak	303.00	200	Horizontal	Pass
4**	7552.500	43.84	1.23	54.0	10.16	AV	303.00	200	Horizontal	Pass
5	11137.375	51.57	-0.96	74.0	22.43	Peak	23.00	150	Horizontal	Pass
5**	11137.375	42.75	-0.96	54.0	11.25	AV	23.00	150	Horizontal	Pass
6	15756.675	52.35	0.19	74.0	21.65	Peak	342.00	300	Horizontal	Pass
6**	15756.675	43.47	0.19	54.0	10.53	AV	342.00	300	Horizontal	Pass

11ax80 (SU), U-NII-3, 1 GHz to 18 GHz, Middle Channel, ANT V

No.	Frequency (MHz)	Results (dBuV/m)	Factor (dB)	Limit (dBuV/m)	Margin (dB)	Detector	Table (Degree)	Height (cm)	Antenna	Verdict
1	1535.100	46.94	-16.47	74.0	27.06	Peak	135.00	400	Vertical	Pass
1**	1535.100	41.28	-16.47	54.0	12.72	AV	135.00	400	Vertical	Pass
2	3605.000	49.46	-5.83	74.0	24.54	Peak	272.00	400	Vertical	Pass
2**	3605.000	41.92	-5.83	54.0	12.08	AV	272.00	400	Vertical	Pass
3	5776.250	97.48	-1.31	--	--	Peak	45.00	100	Vertical	N/A
3**	5776.250	87.38	-1.31	--	--	AV	45.00	100	Vertical	N/A
4	7260.750	53.11	0.52	74.0	20.89	Peak	218.00	100	Vertical	Pass
4**	7260.750	43.29	0.52	54.0	10.71	AV	218.00	100	Vertical	Pass
5	11068.738	51.38	-1.59	74.0	22.62	Peak	285.00	150	Vertical	Pass
5**	11068.738	41.66	-1.59	54.0	12.34	AV	285.00	150	Vertical	Pass
6	16087.687	51.97	-0.20	74.0	22.03	Peak	182.00	100	Vertical	Pass
6**	16087.687	41.98	-0.20	54.0	12.02	AV	182.00	100	Vertical	Pass

A.6.2 Band Edge (Restricted-band)

Main Antenna/ Aux. Antenna

Test Band	Mode	Channel	Verdict
U-NII-1	802.11a	Low	Pass
		High	Pass
	802.11n(HT20)	Low	Pass
		High	Pass
	802.11n(HT40)	Low	Pass
		High	Pass
	802.11ac(VHT20)	Low	Pass
		High	Pass
	802.11ac(VHT40)	Low	Pass
		High	Pass
	802.11ac(VHT80)	Middle	Pass
	802.11ax(HE20) (SU)	Low	Pass
		High	Pass
	802.11ax(HE40) (SU)	Low	Pass
		High	Pass
	802.11ax(HE80) (SU)	Middle	Pass
U-NII-3	802.11a	Low	Pass
		High	Pass
	802.11n(HT20)	Low	Pass
		High	Pass
	802.11n(HT40)	Low	Pass
		High	Pass
	802.11ac(VHT20)	Low	Pass
		High	Pass
	802.11ac(VHT40)	Low	Pass
		High	Pass
	802.11ac(VHT80)	Middle	Pass
	802.11ax(HE20) (SU)	Low	Pass
		High	Pass
	802.11ax(HE40) (SU)	Low	Pass
		High	Pass
	802.11ax(HE80) (SU)	Middle	Pass

MIMO

Test Band	Mode	Channel	Verdict
U-NII-1	802.11n(HT20)	Low	Pass
		High	Pass
	802.11n(HT40)	Low	Pass
		High	Pass
	802.11ac(VHT20)	Low	Pass
		High	Pass
	802.11ac(VHT40)	Low	Pass
		High	Pass
	802.11ac(VHT80)	Middle	Pass
	802.11ax(HE20) (SU)	Low	Pass
		High	Pass
	802.11ax(HE40) (SU)	Low	Pass
		High	Pass
	802.11ax(HE80) (SU)	Middle	Pass
U-NII-3	802.11n(HT20)	Low	Pass
		High	Pass
	802.11n(HT40)	Low	Pass
		High	Pass
	802.11ac(VHT20)	Low	Pass
		High	Pass
	802.11ac(VHT40)	Low	Pass
		High	Pass
	802.11ac(VHT80)	Middle	Pass
	802.11ax(HE20) (SU)	Low	Pass
		High	Pass
	802.11ax(HE40) (SU)	Low	Pass
		High	Pass
	802.11ax(HE80) (SU)	Middle	Pass

Test Data and Plots

Main Antenna

U-NII-1 11a Low Channel

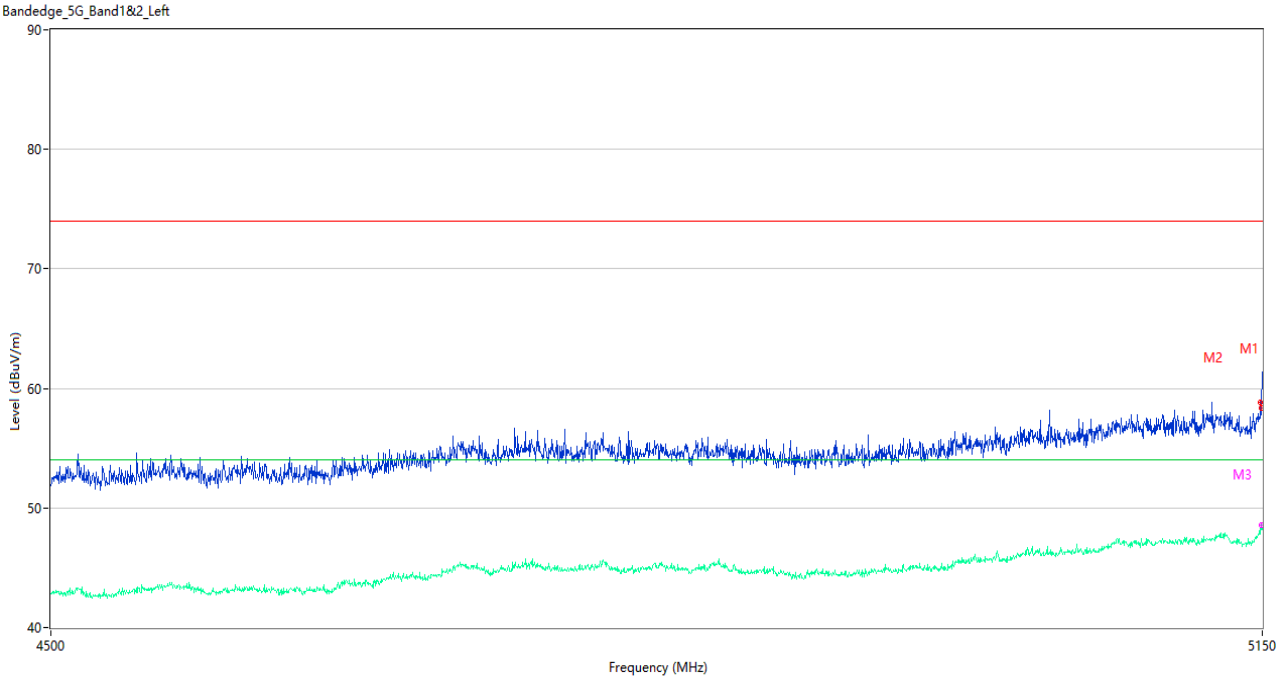

No.	Frequency (MHz)	Results (dBuV/m)	Factor (dB)	Limit (dBuV/m)	Margin (dB)	Detector	Table (Degree)	Height (cm)	Antenna	Verdict
1	5149.025	58.83	4.03	74.0	15.17	Peak	326.00	200	Horizontal	Pass
1**	5149.025	47.79	4.03	54.0	6.21	AV	326.00	200	Horizontal	Pass
2	5149.675	58.39	4.06	74.0	15.61	Peak	269.00	200	Horizontal	Pass
2**	5149.675	48.61	4.06	54.0	5.39	AV	269.00	200	Horizontal	Pass
3	5149.675	58.39	4.06	74.0	15.61	Peak	269.00	150	Horizontal	Pass
3**	5149.675	48.61	4.06	54.0	5.39	AV	269.00	150	Horizontal	Pass

U-NII-1 11a High Channel

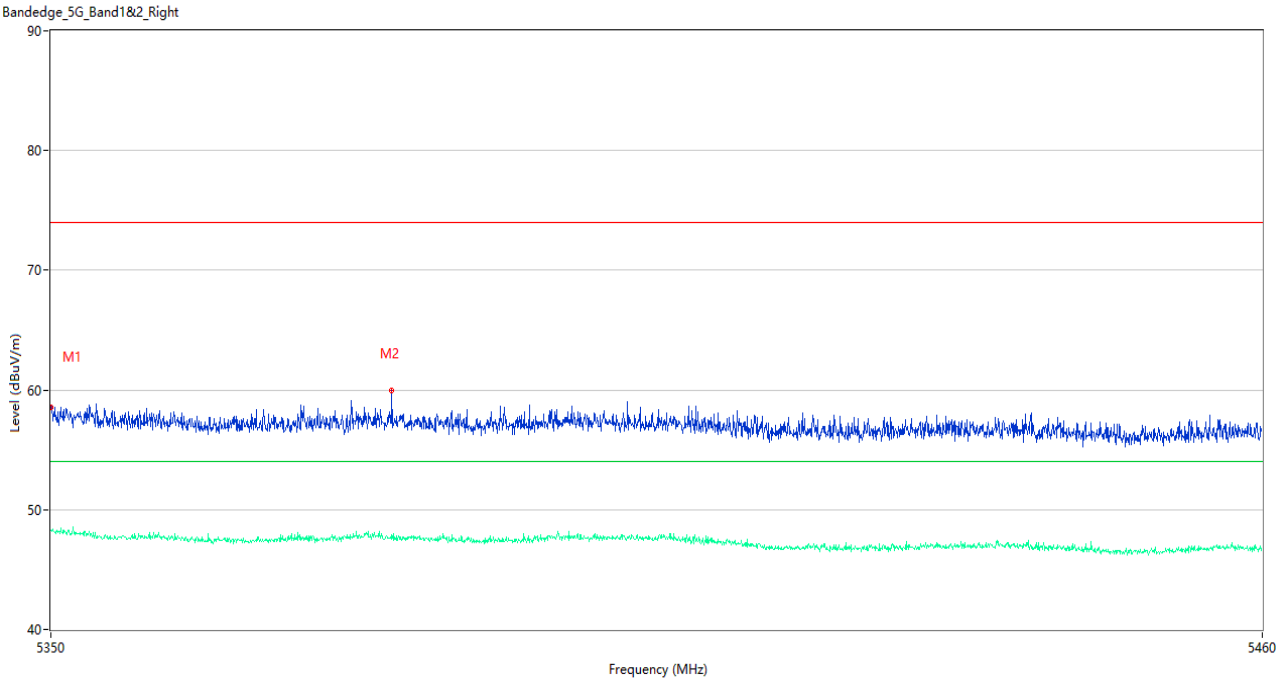

No.	Frequency (MHz)	Results (dBuV/m)	Factor (dB)	Limit (dBuV/m)	Margin (dB)	Detector	Table (Degree)	Height (cm)	Antenna	Verdict
1	5350.000	58.51	5.11	74.0	15.49	Peak	360.00	100	Horizontal	Pass
1**	5350.000	48.33	5.11	54.0	5.67	AV	360.00	100	Horizontal	Pass
2	5380.745	60.01	4.63	74.0	13.99	Peak	161.00	150	Horizontal	Pass
2**	5380.745	47.89	4.63	54.0	6.11	AV	161.00	150	Horizontal	Pass

U-NII-1 11n20 Low Channel

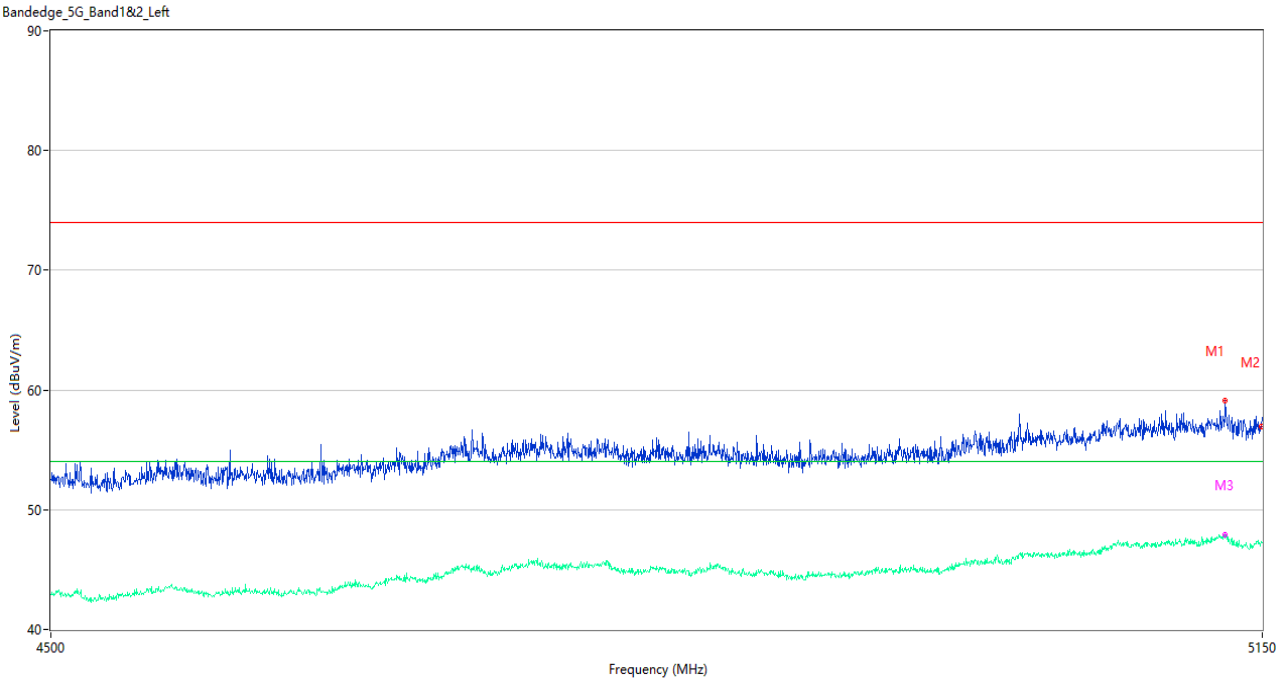

No.	Frequency (MHz)	Results (dBuV/m)	Factor (dB)	Limit (dBuV/m)	Margin (dB)	Detector	Table (Degree)	Height (cm)	Antenna	Verdict
1	5128.875	59.08	4.50	74.0	14.92	Peak	156.00	100	Horizontal	Pass
1**	5128.875	47.91	4.50	54.0	6.09	AV	156.00	100	Horizontal	Pass
2	5149.675	56.98	4.06	74.0	17.02	Peak	151.00	200	Horizontal	Pass
2**	5149.675	47.36	4.06	54.0	6.64	AV	151.00	200	Horizontal	Pass
3	5128.875	59.08	4.50	74.0	14.92	Peak	156.00	150	Horizontal	Pass
3**	5128.875	47.91	4.50	54.0	6.09	AV	156.00	150	Horizontal	Pass

U-NII-1 11n20 High Channel

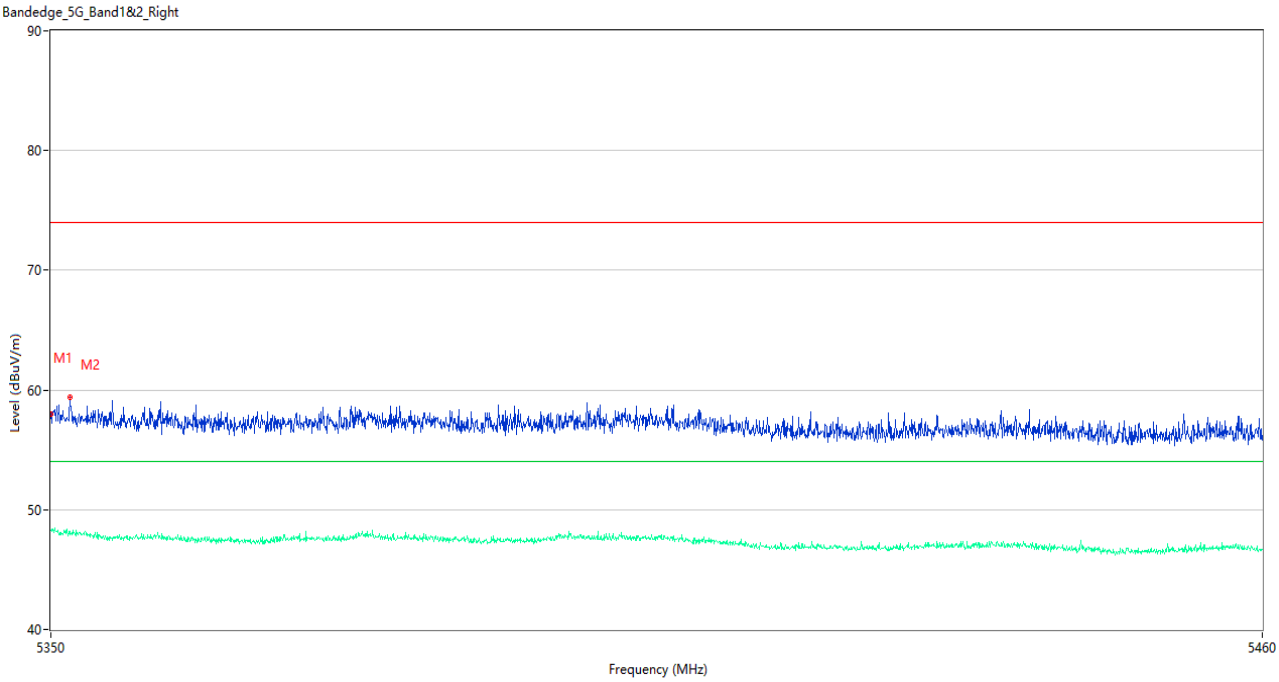

No.	Frequency (MHz)	Results (dBuV/m)	Factor (dB)	Limit (dBuV/m)	Margin (dB)	Detector	Table (Degree)	Height (cm)	Antenna	Verdict
1	5350.000	58.00	5.11	74.0	16.00	Peak	241.00	200	Horizontal	Pass
1**	5350.000	48.24	5.11	54.0	5.76	AV	241.00	200	Horizontal	Pass
2	5351.705	59.39	4.96	74.0	14.61	Peak	201.00	100	Horizontal	Pass
2**	5351.705	47.91	4.96	54.0	6.09	AV	201.00	100	Horizontal	Pass

U-NII-1 11n40 Low Channel

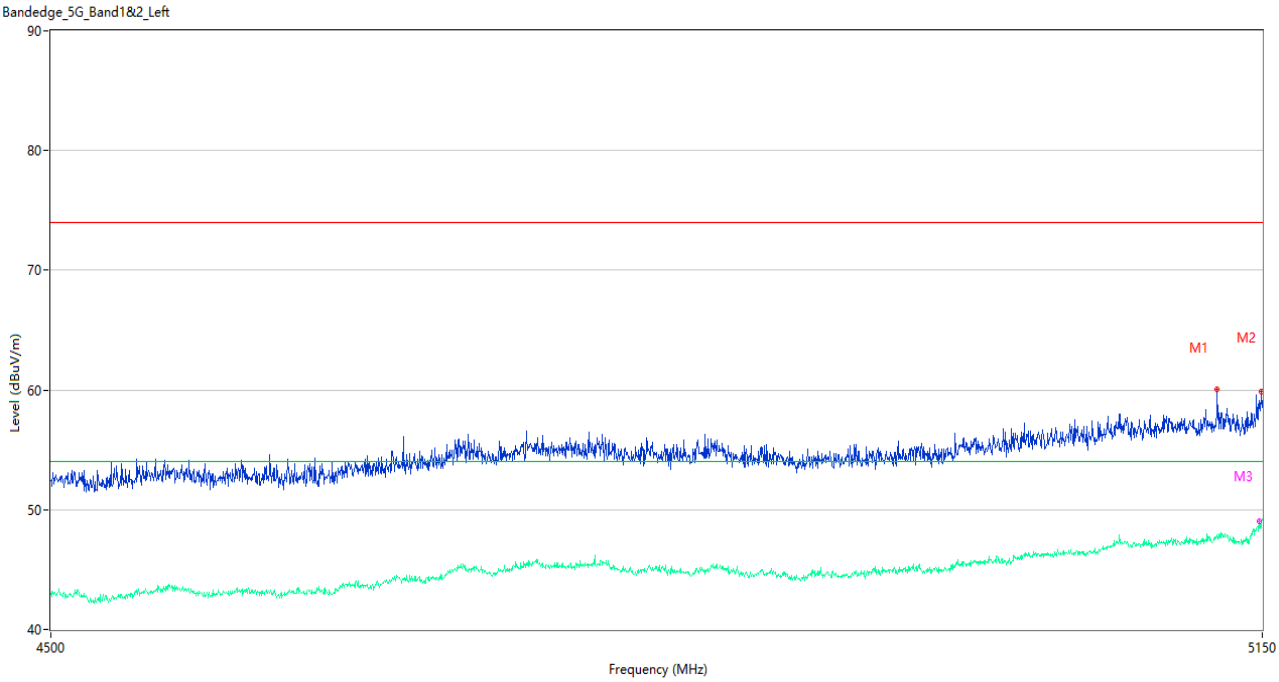

No.	Frequency (MHz)	Results (dBuV/m)	Factor (dB)	Limit (dBuV/m)	Margin (dB)	Detector	Table (Degree)	Height (cm)	Antenna	Verdict
1	5124.325	60.05	4.51	74.0	13.95	Peak	279.00	150	Horizontal	Pass
1**	5124.325	47.77	4.51	54.0	6.23	AV	279.00	150	Horizontal	Pass
2	5149.675	59.89	4.06	74.0	14.11	Peak	279.00	150	Horizontal	Pass
2**	5149.675	48.99	4.06	54.0	5.01	AV	279.00	150	Horizontal	Pass
3	5148.375	58.41	4.05	74.0	15.59	Peak	272.00	150	Horizontal	Pass
3**	5148.375	49.04	4.05	54.0	4.96	AV	272.00	150	Horizontal	Pass

U-NII-1 11n40 High Channel

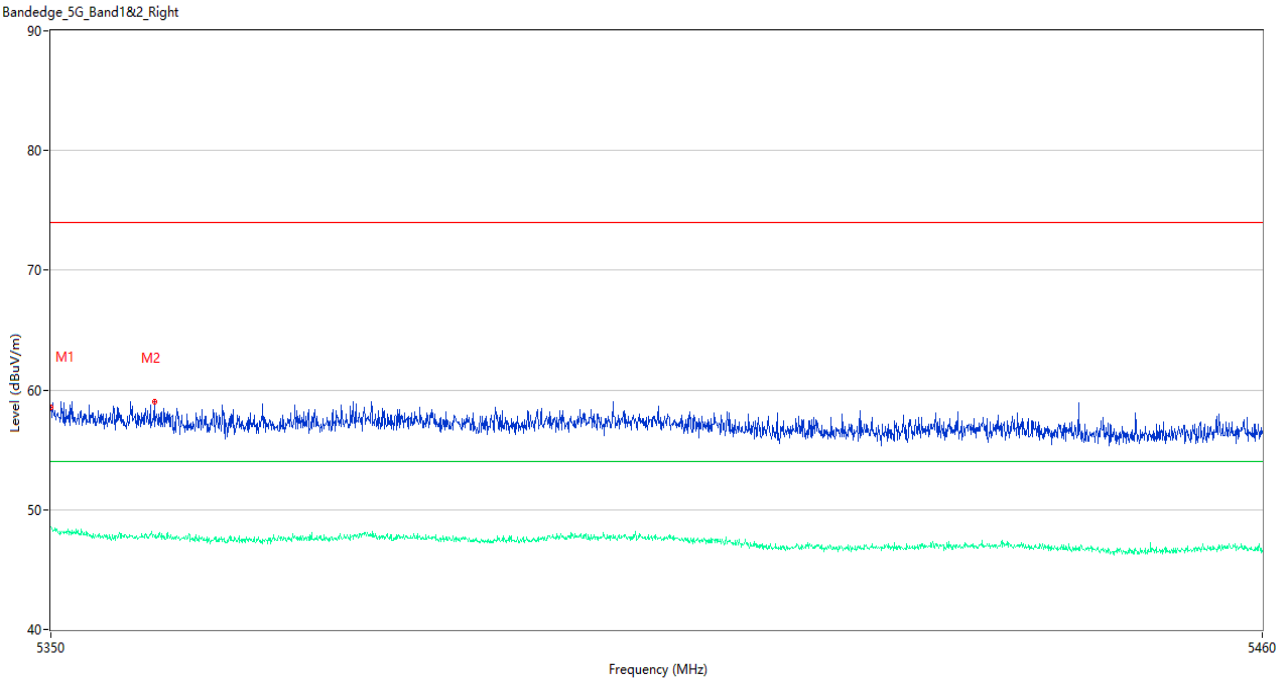

No.	Frequency (MHz)	Results (dBuV/m)	Factor (dB)	Limit (dBuV/m)	Margin (dB)	Detector	Table (Degree)	Height (cm)	Antenna	Verdict
1	5350.000	58.51	5.11	74.0	15.49	Peak	356.00	150	Horizontal	Pass
1**	5350.000	48.58	5.11	54.0	5.42	AV	356.00	150	Horizontal	Pass
2	5359.295	59.05	4.73	74.0	14.95	Peak	343.00	200	Horizontal	Pass
2**	5359.295	47.77	4.73	54.0	6.23	AV	343.00	200	Horizontal	Pass

U-NII-1 11ac20 Low Channel

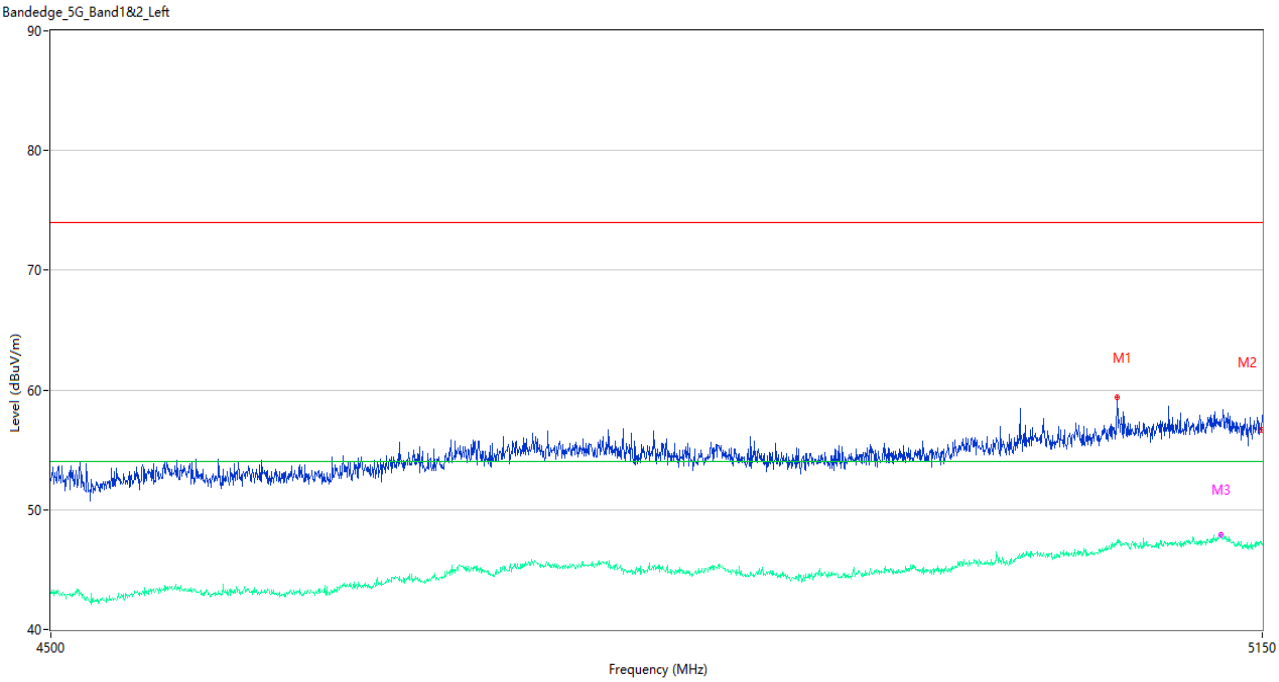

No.	Frequency (MHz)	Results (dBuV/m)	Factor (dB)	Limit (dBuV/m)	Margin (dB)	Detector	Table (Degree)	Height (cm)	Antenna	Verdict
1	5067.450	59.38	4.38	74.0	14.62	Peak	176.00	200	Horizontal	Pass
1**	5067.450	47.31	4.38	54.0	6.69	AV	176.00	200	Horizontal	Pass
2	5149.675	56.67	4.06	74.0	17.33	Peak	237.00	200	Horizontal	Pass
2**	5149.675	47.33	4.06	54.0	6.67	AV	237.00	200	Horizontal	Pass
3	5126.600	57.28	4.52	74.0	16.72	Peak	156.00	150	Horizontal	Pass
3**	5126.600	47.95	4.52	54.0	6.05	AV	156.00	150	Horizontal	Pass

U-NII-1 11ac20 High Channel

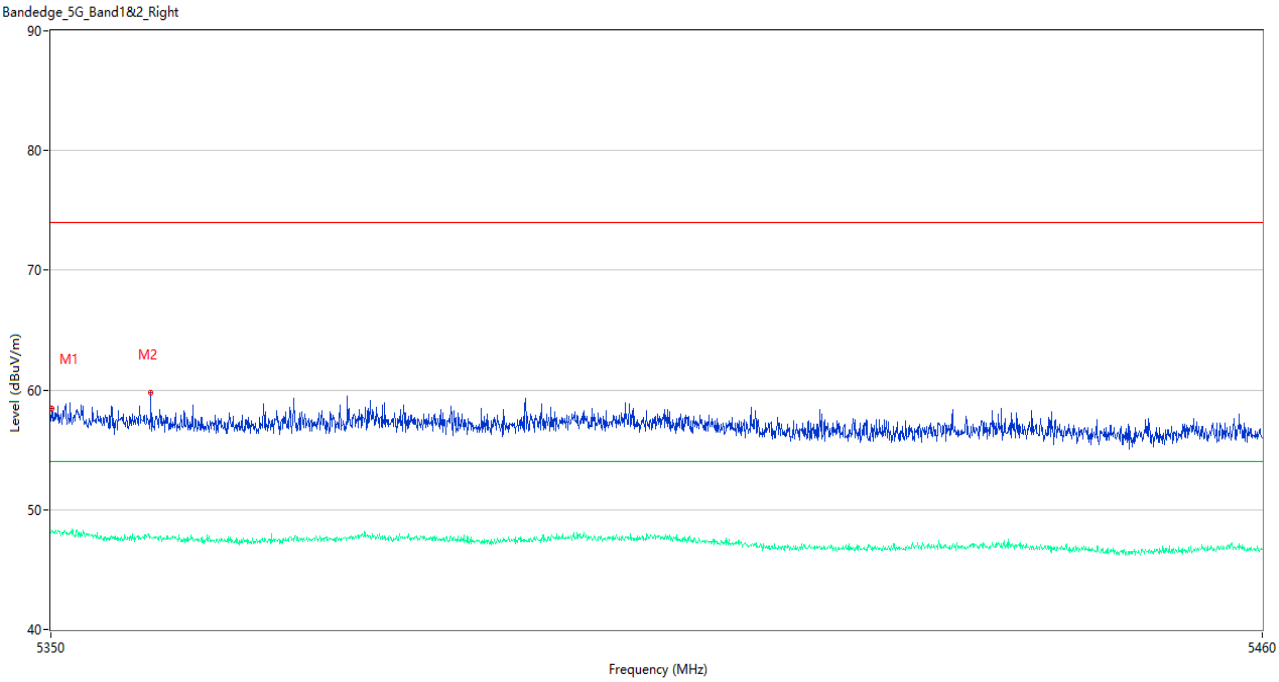

No.	Frequency (MHz)	Results (dBuV/m)	Factor (dB)	Limit (dBuV/m)	Margin (dB)	Detector	Table (Degree)	Height (cm)	Antenna	Verdict
1	5350.055	58.47	5.10	74.0	15.53	Peak	77.00	100	Horizontal	Pass
1**	5350.055	48.17	5.10	54.0	5.83	AV	77.00	100	Horizontal	Pass
2	5359.020	59.74	4.71	74.0	14.26	Peak	135.00	200	Horizontal	Pass
2**	5359.020	47.68	4.71	54.0	6.32	AV	135.00	200	Horizontal	Pass

U-NII-1 11ac40 Low Channel

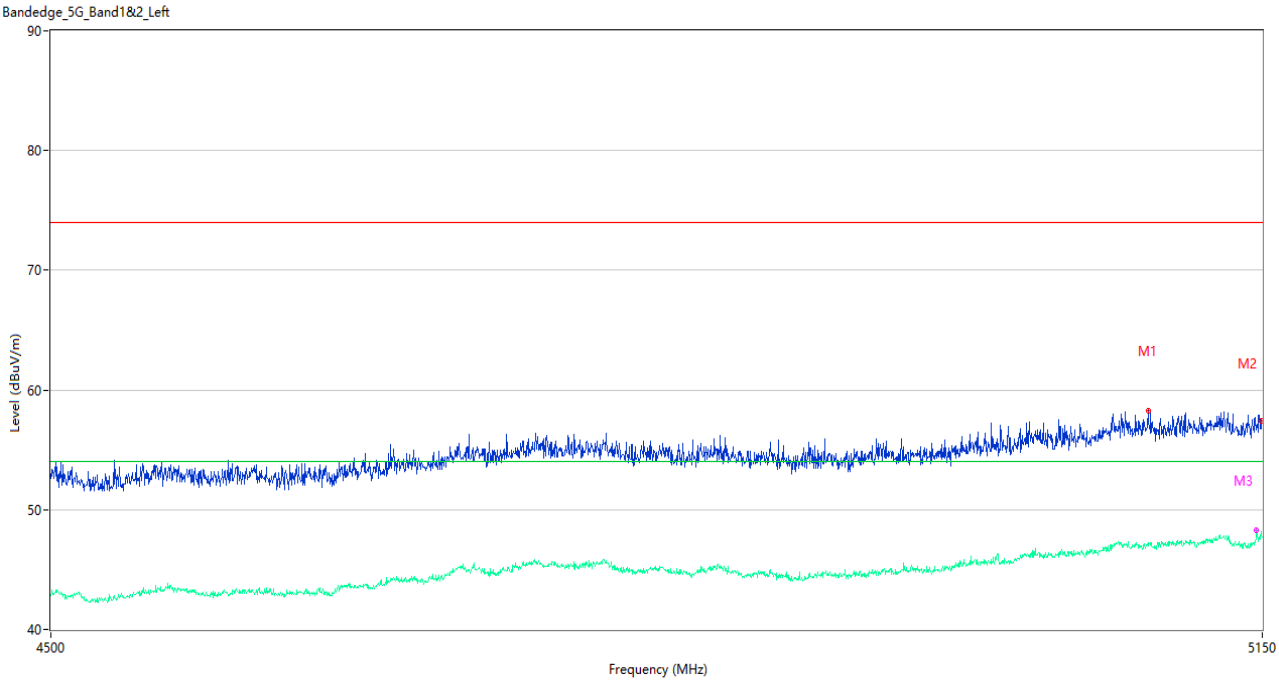

No.	Frequency (MHz)	Results (dBuV/m)	Factor (dB)	Limit (dBuV/m)	Margin (dB)	Detector	Table (Degree)	Height (cm)	Antenna	Verdict
1	5085.000	58.24	4.26	74.0	15.76	Peak	259.00	100	Horizontal	Pass
1**	5085.000	47.24	4.26	54.0	6.76	AV	259.00	100	Horizontal	Pass
2	5149.675	57.41	4.06	74.0	16.59	Peak	150.00	200	Horizontal	Pass
2**	5149.675	47.77	4.06	54.0	6.23	AV	150.00	200	Horizontal	Pass
3	5146.750	57.06	4.14	74.0	16.94	Peak	277.00	150	Horizontal	Pass
3**	5146.750	48.26	4.14	54.0	5.74	AV	277.00	150	Horizontal	Pass

U-NII-1 11ac40 High Channel

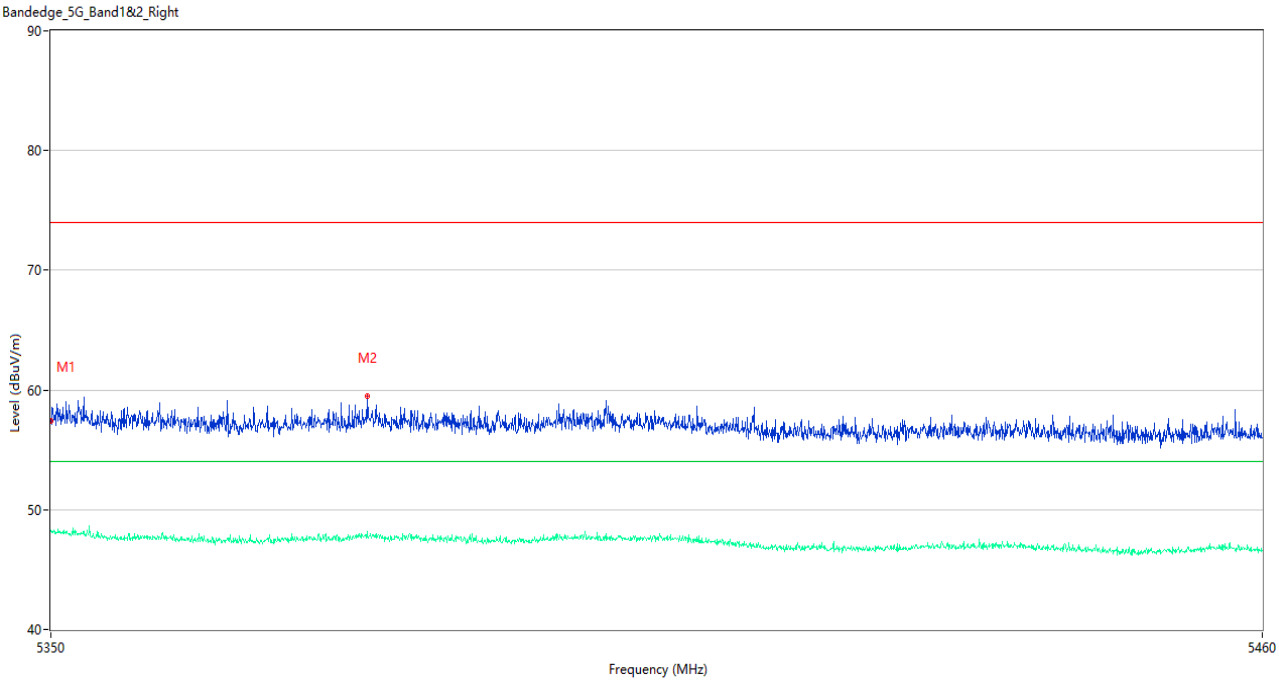

No.	Frequency (MHz)	Results (dBuV/m)	Factor (dB)	Limit (dBuV/m)	Margin (dB)	Detector	Table (Degree)	Height (cm)	Antenna	Verdict
1	5350.000	57.40	5.11	74.0	16.60	Peak	36.00	200	Horizontal	Pass
1**	5350.000	48.30	5.11	54.0	5.70	AV	36.00	200	Horizontal	Pass
2	5378.490	59.48	4.90	74.0	14.52	Peak	95.00	200	Horizontal	Pass
2**	5378.490	48.17	4.90	54.0	5.83	AV	95.00	200	Horizontal	Pass

U-NII-1 11ac80 Middle Channel

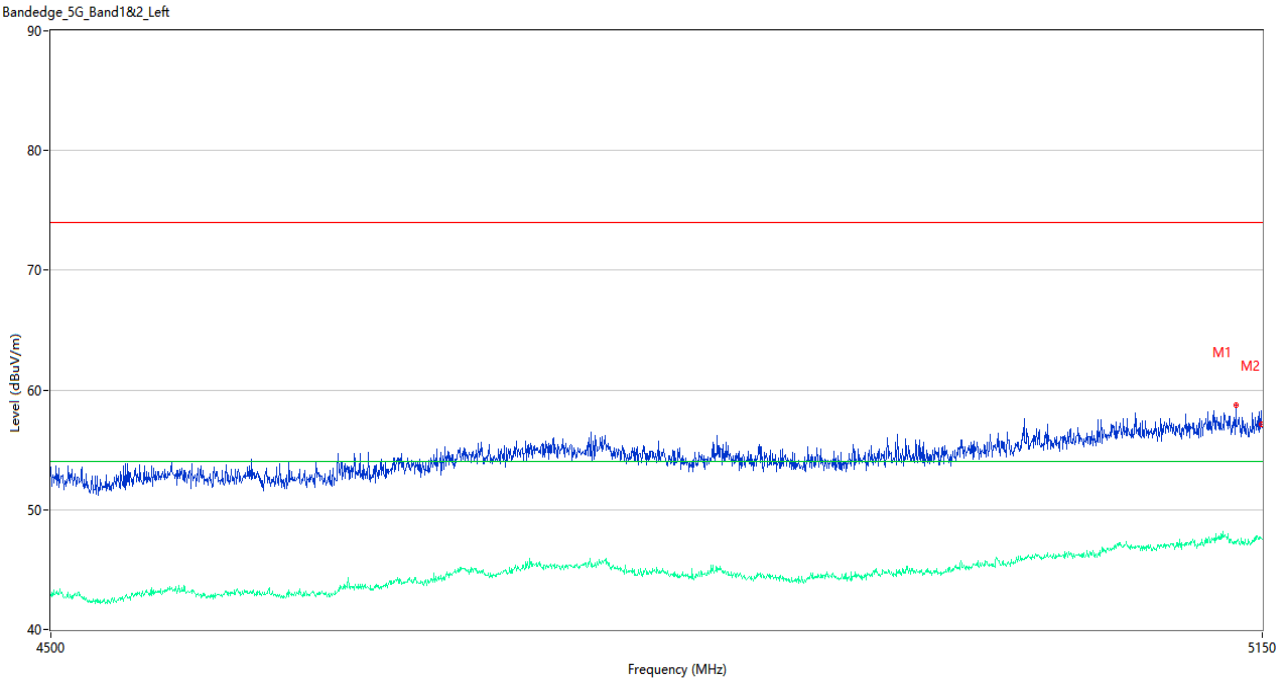

No.	Frequency (MHz)	Results (dBuV/m)	Factor (dB)	Limit (dBuV/m)	Margin (dB)	Detector	Table (Degree)	Height (cm)	Antenna	Verdict
1	5134.725	58.70	3.98	74.0	15.30	Peak	21.00	150	Horizontal	Pass
1**	5134.725	47.19	3.98	54.0	6.81	AV	21.00	150	Horizontal	Pass
2	5149.675	57.17	4.06	74.0	16.83	Peak	184.00	100	Horizontal	Pass
2**	5149.675	47.61	4.06	54.0	6.39	AV	184.00	100	Horizontal	Pass

U-NII-1 11ac80 Middle Channel

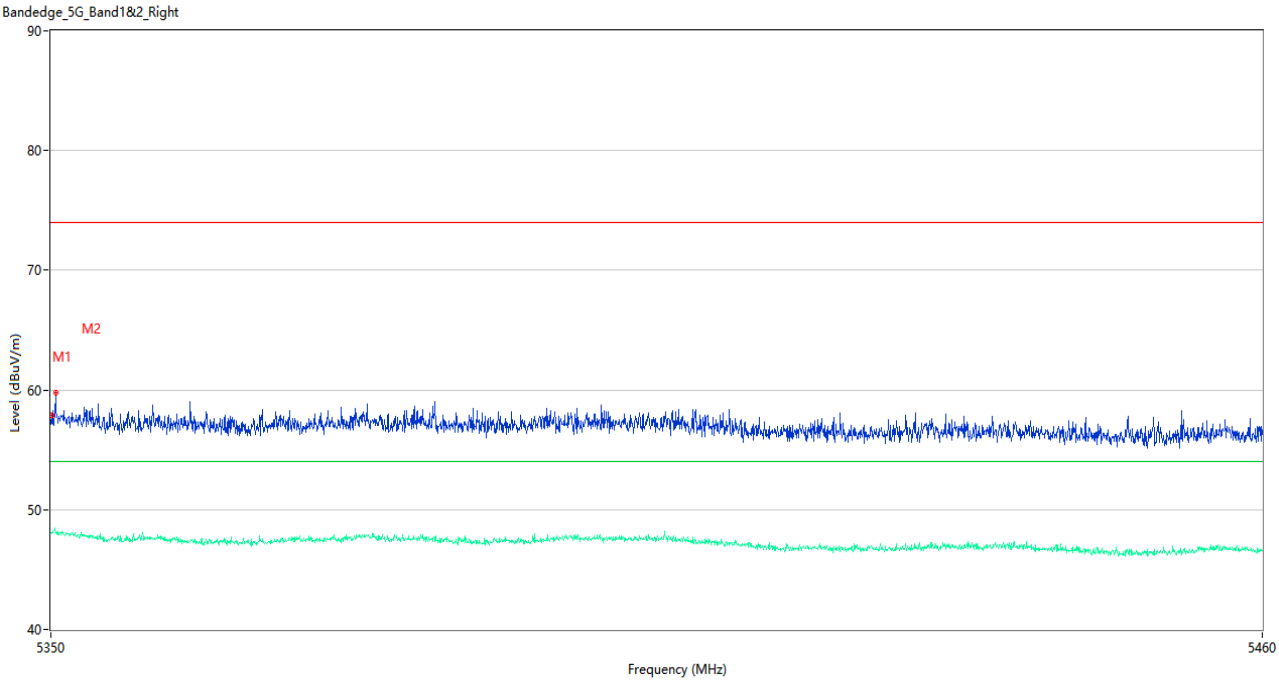

No.	Frequency (MHz)	Results (dBuV/m)	Factor (dB)	Limit (dBuV/m)	Margin (dB)	Detector	Table (Degree)	Height (cm)	Antenna	Verdict
1	5350.055	57.90	5.10	74.0	16.10	Peak	220.00	100	Horizontal	Pass
1**	5350.055	48.12	5.10	54.0	5.88	AV	220.00	100	Horizontal	Pass
2	5350.440	59.78	5.05	74.0	14.22	Peak	175.00	150	Horizontal	Pass
2**	5350.440	47.99	5.05	54.0	6.01	AV	175.00	150	Horizontal	Pass

U-NII-1 11ax20 (SU) Low Channel

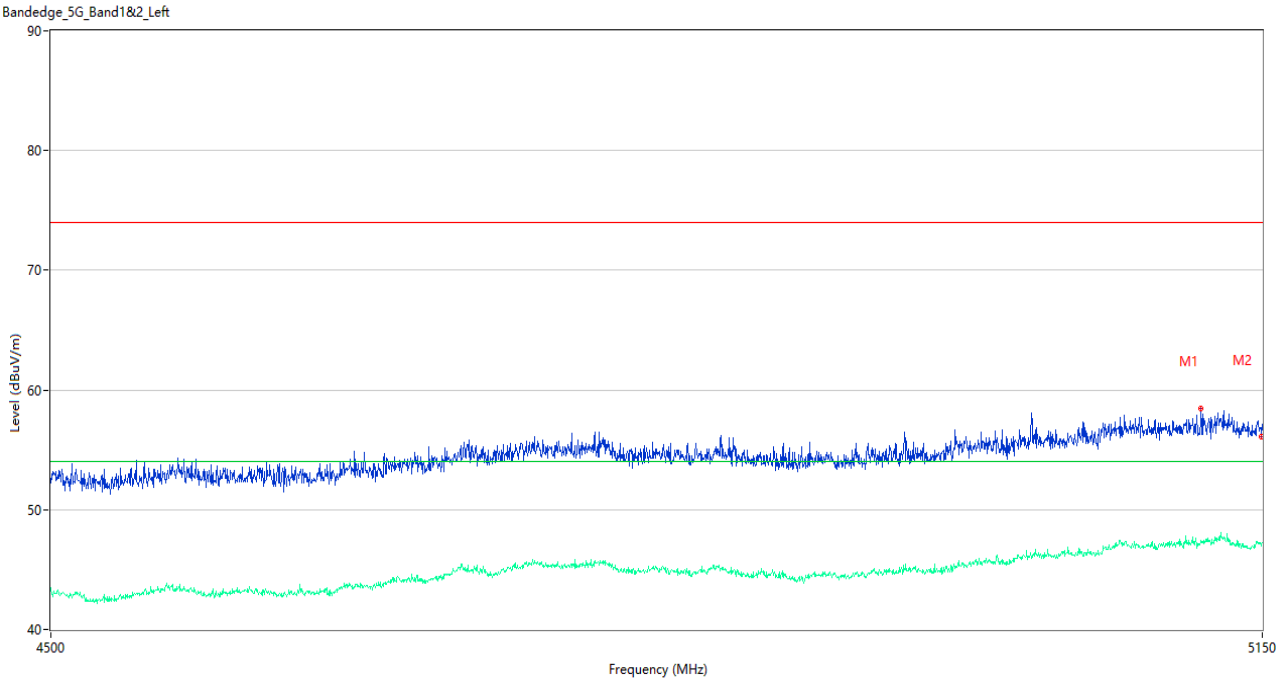

No.	Frequency (MHz)	Results (dBuV/m)	Factor (dB)	Limit (dBuV/m)	Margin (dB)	Detector	Table (Degree)	Height (cm)	Antenna	Verdict
1	5114.900	58.42	4.39	74.0	15.58	Peak	126.00	200	Horizontal	Pass
1**	5114.900	47.41	4.39	54.0	6.59	AV	126.00	200	Horizontal	Pass
2	5149.675	56.15	4.06	74.0	17.85	Peak	278.00	150	Horizontal	Pass
2**	5149.675	47.16	4.06	54.0	6.84	AV	278.00	150	Horizontal	Pass

U-NII-1 11ax20 (SU) High Channel

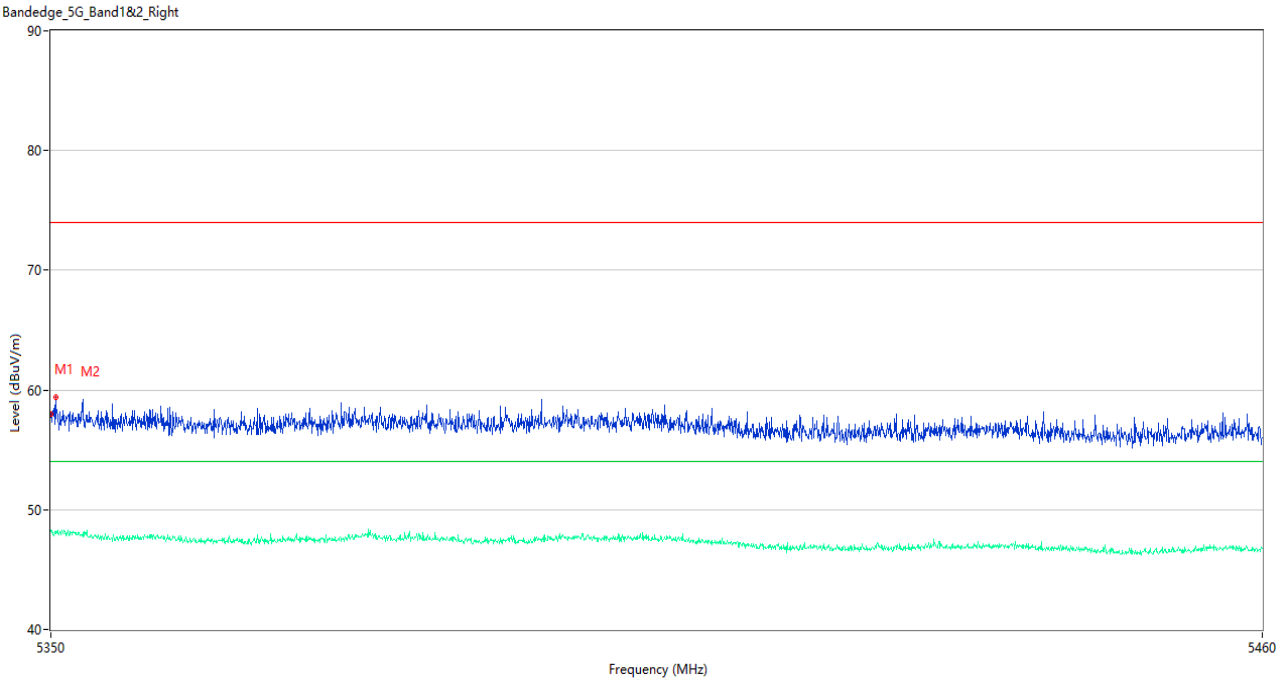

No.	Frequency (MHz)	Results (dBuV/m)	Factor (dB)	Limit (dBuV/m)	Margin (dB)	Detector	Table (Degree)	Height (cm)	Antenna	Verdict
1	5350.000	58.00	5.11	74.0	16.00	Peak	38.00	150	Horizontal	Pass
1**	5350.000	48.29	5.11	54.0	5.71	AV	38.00	150	Horizontal	Pass
2	5350.440	59.43	5.05	74.0	14.57	Peak	326.00	150	Horizontal	Pass
2**	5350.440	48.04	5.05	54.0	5.96	AV	326.00	150	Horizontal	Pass

U-NII-1 11ax40 (SU) Low Channel

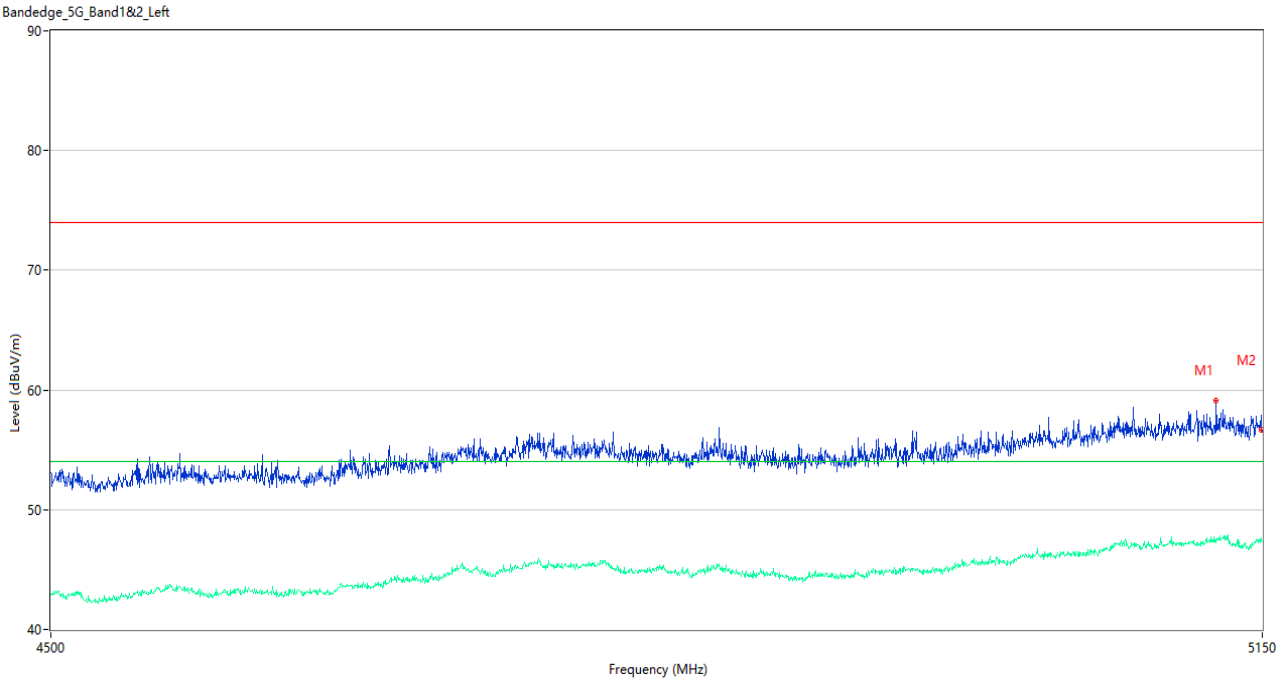

No.	Frequency (MHz)	Results (dBuV/m)	Factor (dB)	Limit (dBuV/m)	Margin (dB)	Detector	Table (Degree)	Height (cm)	Antenna	Verdict
1	5123.675	59.14	4.50	74.0	14.86	Peak	95.00	150	Horizontal	Pass
1**	5123.675	47.27	4.50	54.0	6.73	AV	95.00	150	Horizontal	Pass
2	5149.675	56.71	4.06	74.0	17.29	Peak	271.00	200	Horizontal	Pass
2**	5149.675	47.41	4.06	54.0	6.59	AV	271.00	200	Horizontal	Pass

U-NII-1 11ax40 (SU) High Channel

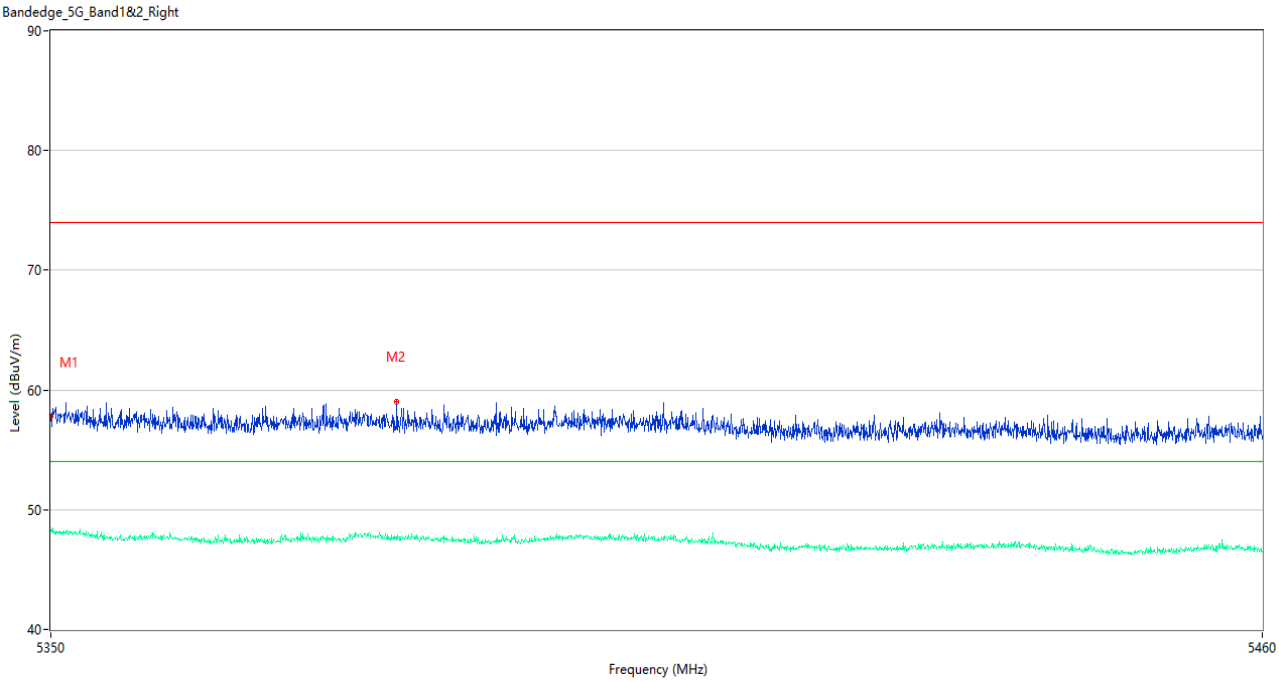

No.	Frequency (MHz)	Results (dBuV/m)	Factor (dB)	Limit (dBuV/m)	Margin (dB)	Detector	Table (Degree)	Height (cm)	Antenna	Verdict
1	5350.000	57.79	5.11	74.0	16.21	Peak	32.00	100	Horizontal	Pass
1**	5350.000	48.15	5.11	54.0	5.85	AV	32.00	100	Horizontal	Pass
2	5381.185	59.01	4.64	74.0	14.99	Peak	224.00	150	Horizontal	Pass
2**	5381.185	47.61	4.64	54.0	6.39	AV	224.00	150	Horizontal	Pass

U-NII-1 11ax80 (SU) Middle Channel

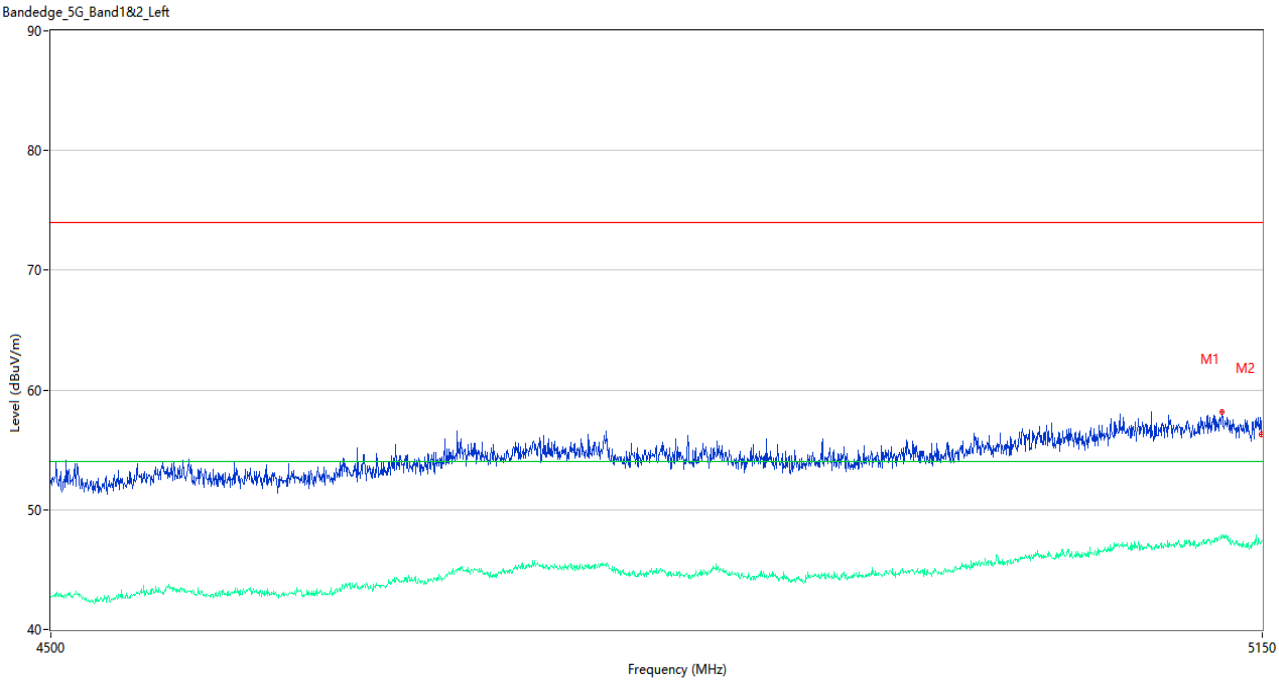

No.	Frequency (MHz)	Results (dBuV/m)	Factor (dB)	Limit (dBuV/m)	Margin (dB)	Detector	Table (Degree)	Height (cm)	Antenna	Verdict
1	5126.925	58.21	4.52	74.0	15.79	Peak	320.00	100	Horizontal	Pass
1**	5126.925	47.58	4.52	54.0	6.42	AV	320.00	100	Horizontal	Pass
2	5149.675	56.25	4.06	74.0	17.75	Peak	316.00	150	Horizontal	Pass
2**	5149.675	47.36	4.06	54.0	6.64	AV	316.00	150	Horizontal	Pass

U-NII-1 11ax80 (SU) Middle Channel

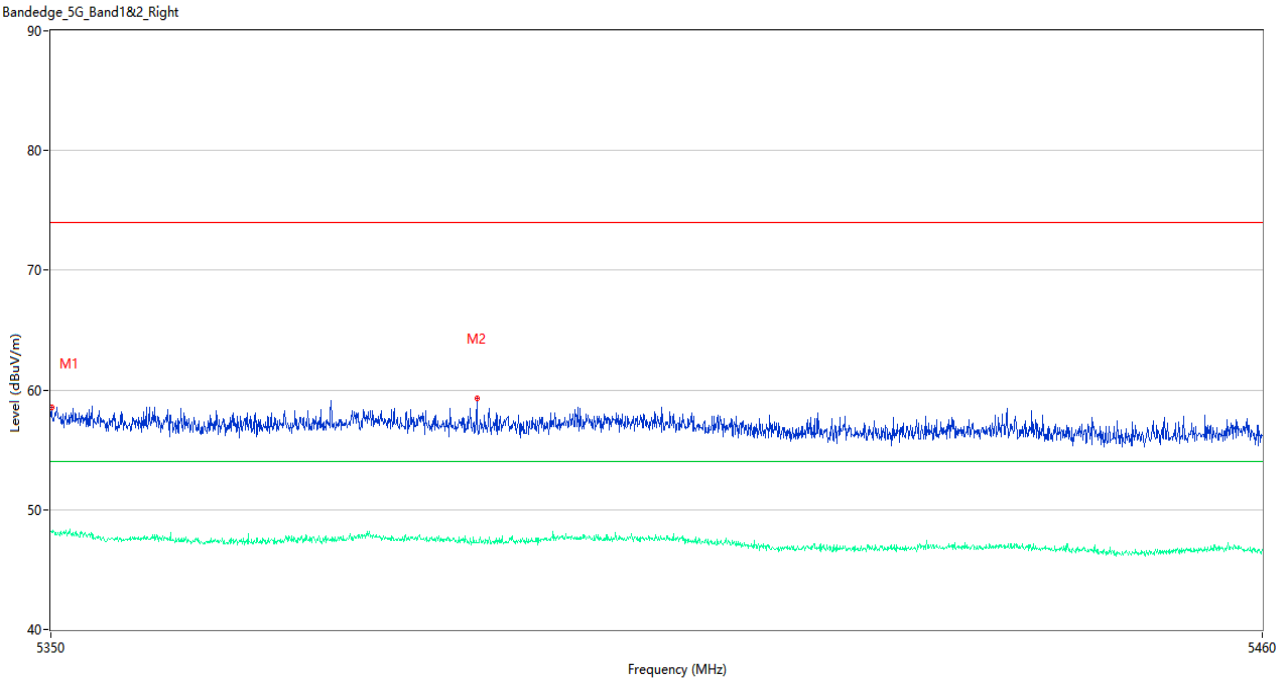

No.	Frequency (MHz)	Results (dBuV/m)	Factor (dB)	Limit (dBuV/m)	Margin (dB)	Detector	Table (Degree)	Height (cm)	Antenna	Verdict
1	5350.055	58.53	5.10	74.0	15.47	Peak	339.00	150	Horizontal	Pass
1**	5350.055	48.14	5.10	54.0	5.86	AV	339.00	150	Horizontal	Pass
2	5388.445	59.26	4.44	74.0	14.74	Peak	0.00	200	Horizontal	Pass
2**	5388.445	47.25	4.44	54.0	6.75	AV	0.00	200	Horizontal	Pass

U-NII-3 11a Low Channel

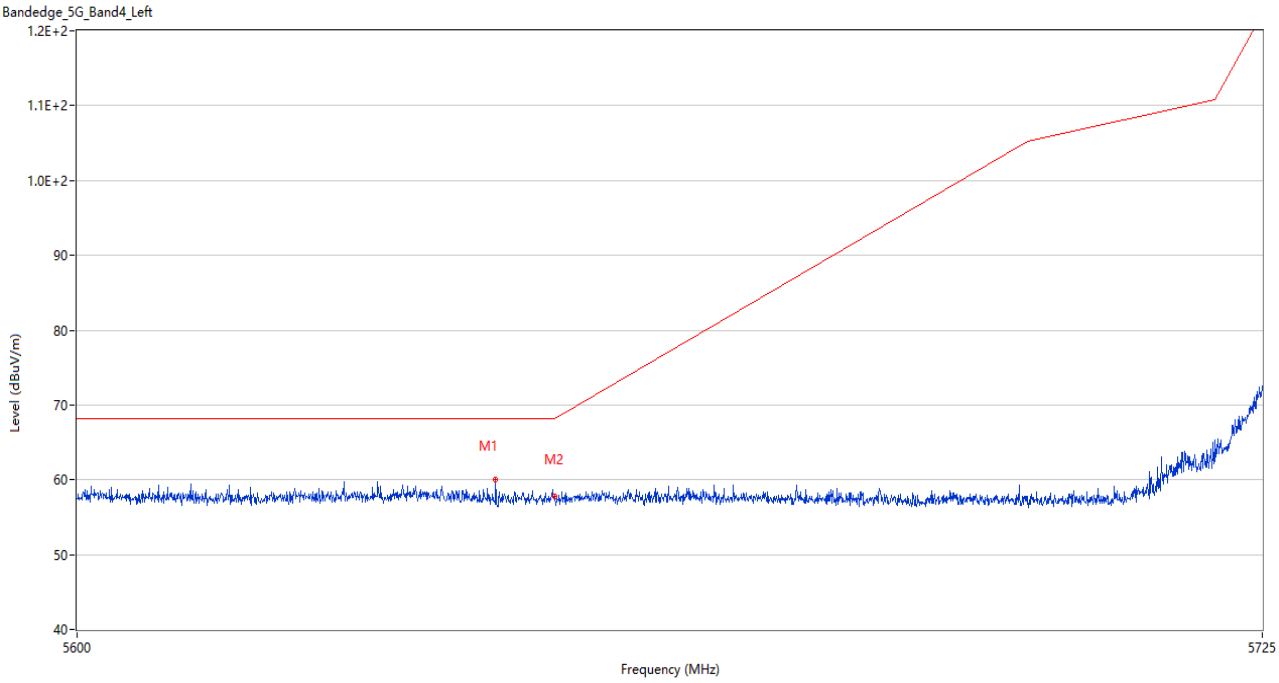

No.	Frequency (MHz)	Results (dBuV/m)	Factor (dB)	Limit (dBuV/m)	Margin (dB)	Detector	Table (Degree)	Height (cm)	Antenna	Verdict
1	5643.812	60.04	4.29	68.2	8.16	Peak	46.00	200	Horizontal	Pass
2	5650.000	57.75	4.41	68.2	10.45	Peak	285.00	200	Horizontal	Pass

U-NII-3 11a High Channel

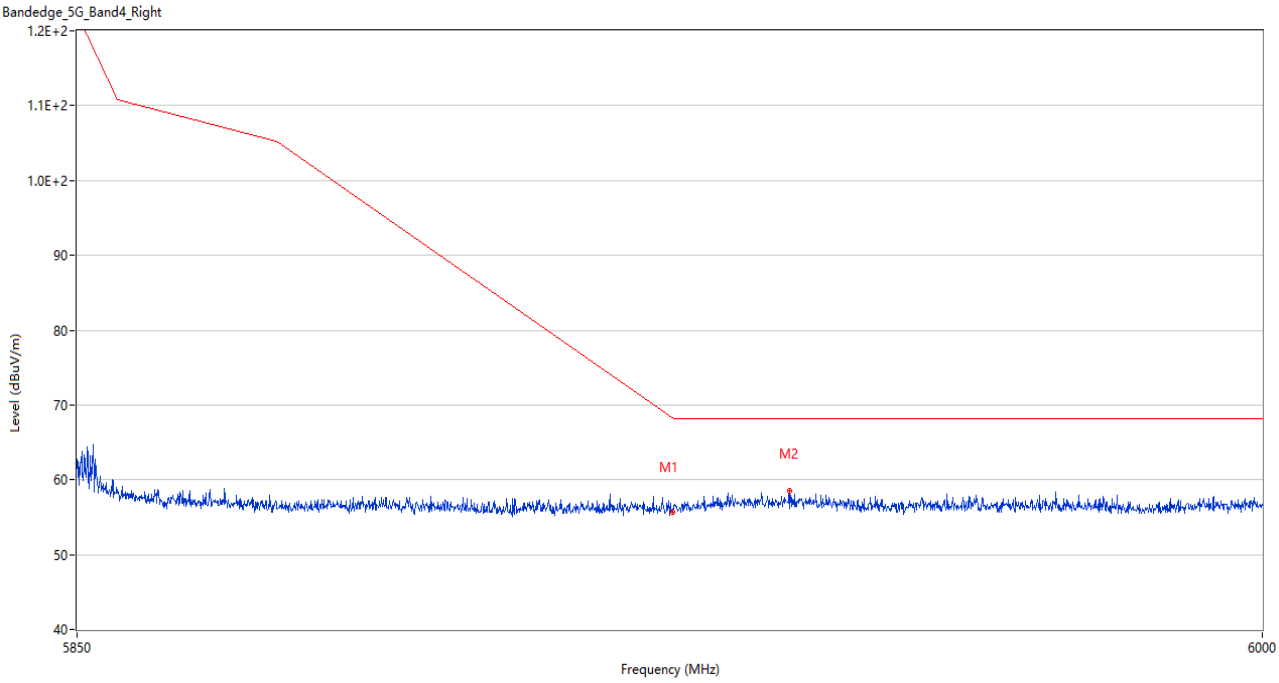

No.	Frequency (MHz)	Results (dBuV/m)	Factor (dB)	Limit (dBuV/m)	Margin (dB)	Detector	Table (Degree)	Height (cm)	Antenna	Verdict
1	5924.925	55.74	3.49	68.3	12.56	Peak	278.00	100	Horizontal	Pass
2	5939.775	58.50	4.39	68.2	9.70	Peak	200.00	100	Horizontal	Pass

U-NII-3 11n20 Low Channel

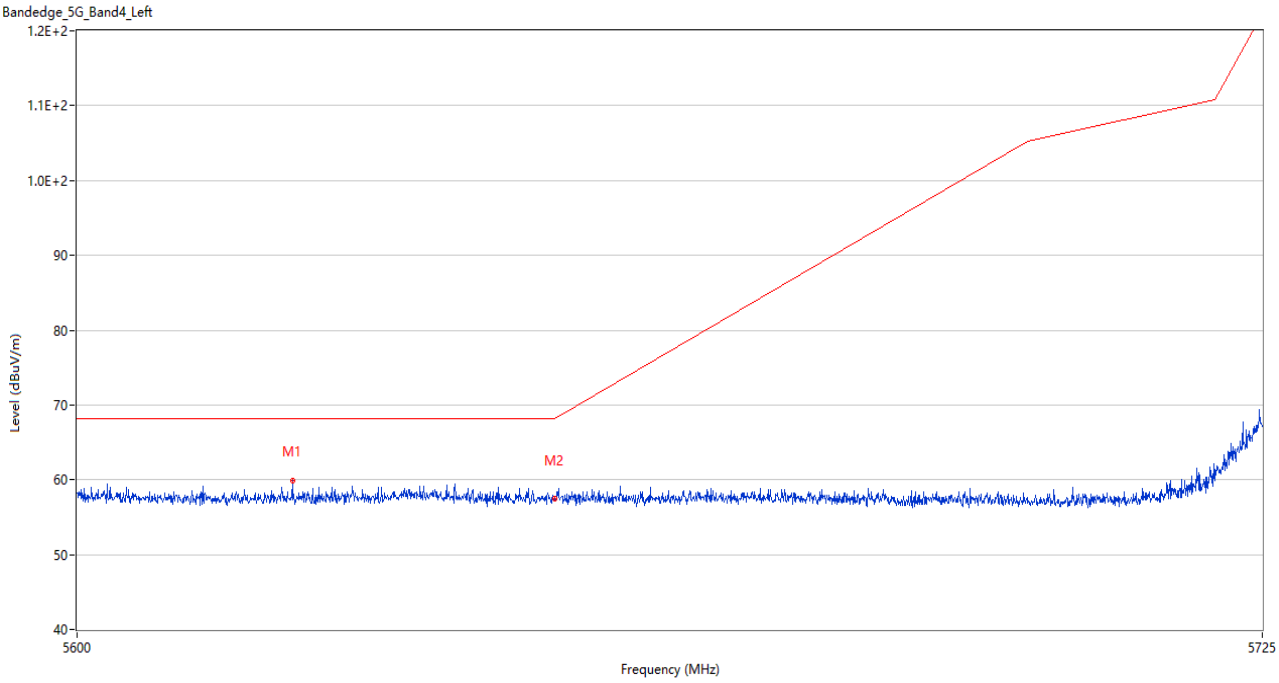

No.	Frequency (MHz)	Results (dBuV/m)	Factor (dB)	Limit (dBuV/m)	Margin (dB)	Detector	Table (Degree)	Height (cm)	Antenna	Verdict
1	5622.500	59.91	4.79	68.2	8.29	Peak	60.00	200	Horizontal	Pass
2	5650.000	57.55	4.41	68.2	10.65	Peak	309.00	200	Horizontal	Pass

U-NII-3 11n20 High Channel

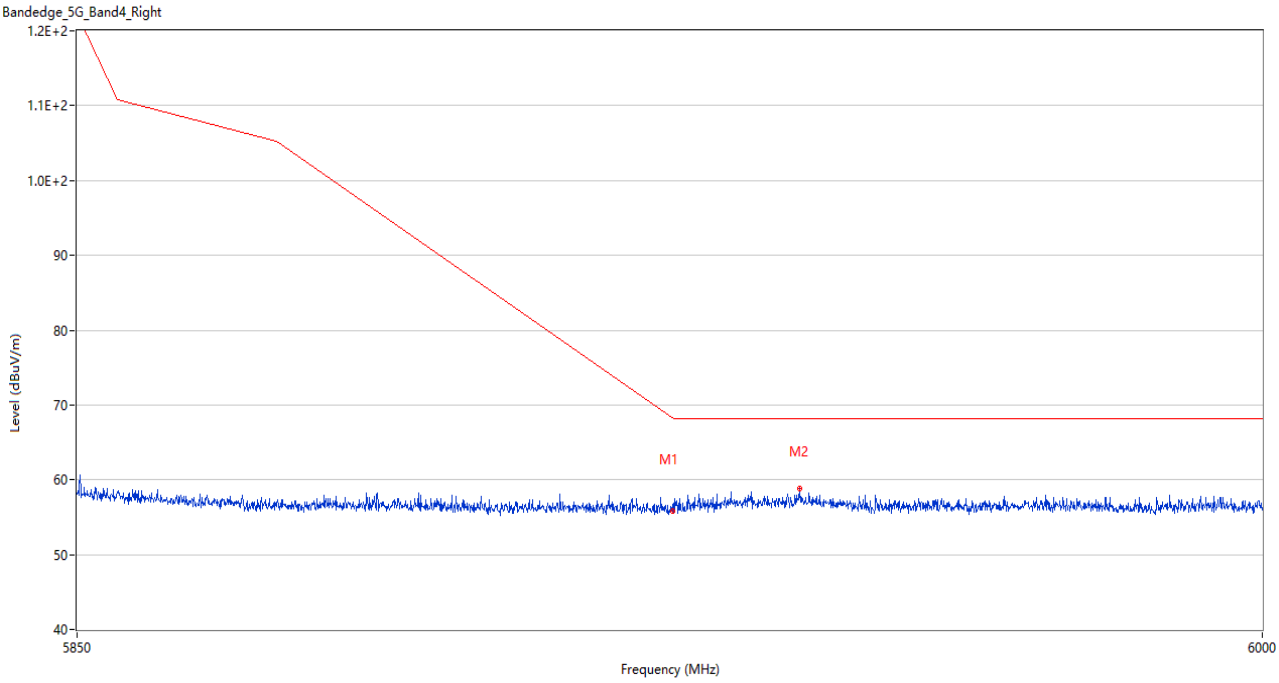

No.	Frequency (MHz)	Results (dBuV/m)	Factor (dB)	Limit (dBuV/m)	Margin (dB)	Detector	Table (Degree)	Height (cm)	Antenna	Verdict
1	5924.925	55.78	3.49	68.3	12.52	Peak	279.00	200	Horizontal	Pass
2	5941.050	58.81	4.42	68.2	9.39	Peak	360.00	200	Horizontal	Pass

U-NII-3 11n40 Low Channel

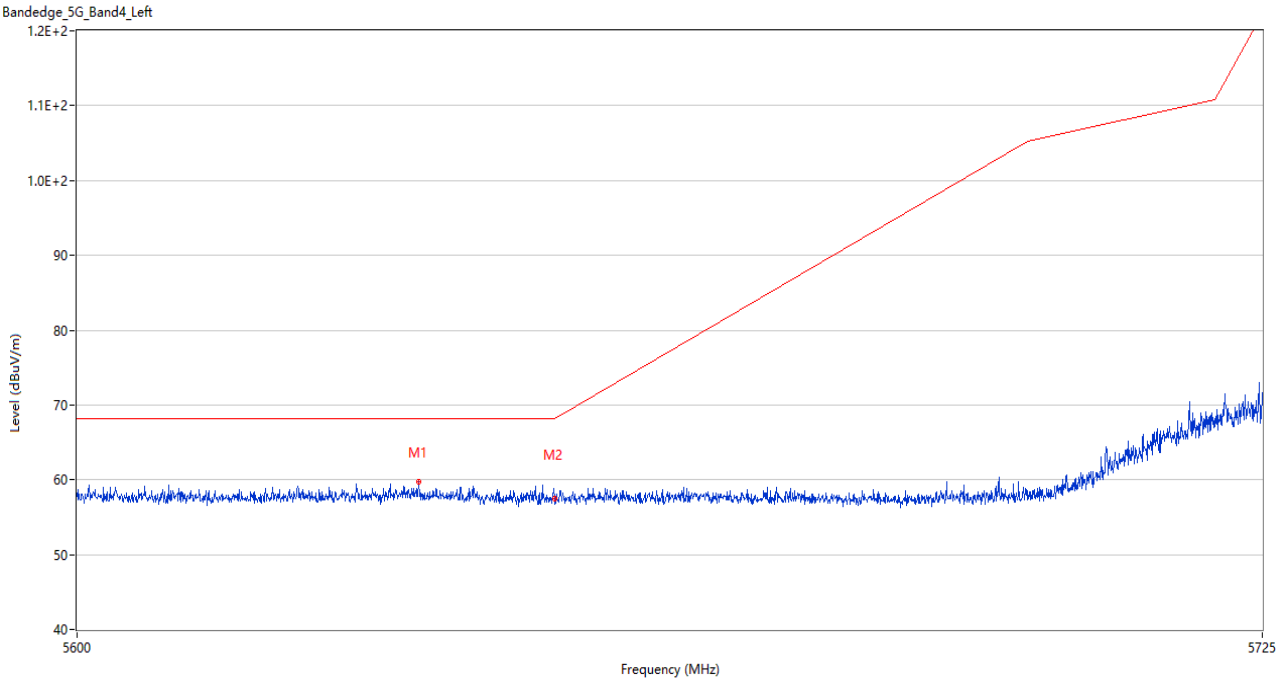

No.	Frequency (MHz)	Results (dBuV/m)	Factor (dB)	Limit (dBuV/m)	Margin (dB)	Detector	Table (Degree)	Height (cm)	Antenna	Verdict
1	5635.750	59.78	5.00	68.2	8.42	Peak	63.00	200	Horizontal	Pass
2	5650.000	57.40	4.41	68.2	10.80	Peak	153.00	150	Horizontal	Pass

U-NII-3 11n40 High Channel

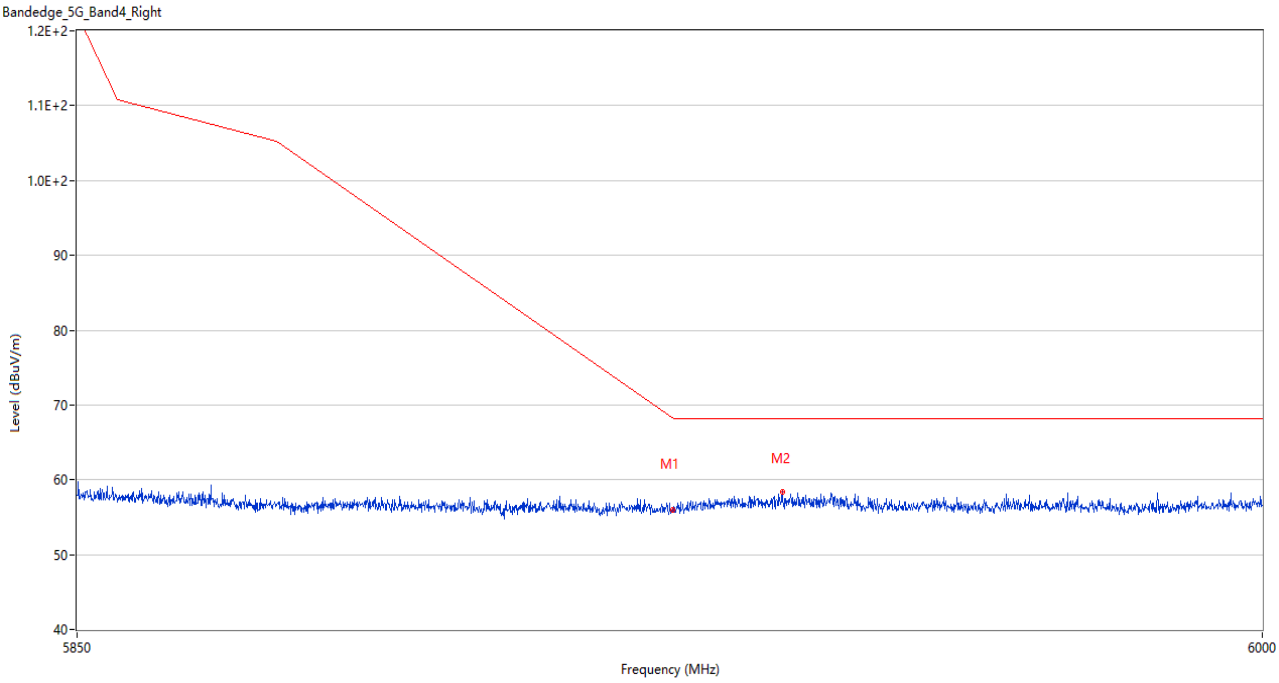

No.	Frequency (MHz)	Results (dBuV/m)	Factor (dB)	Limit (dBuV/m)	Margin (dB)	Detector	Table (Degree)	Height (cm)	Antenna	Verdict
1	5924.925	56.00	3.49	68.3	12.30	Peak	251.00	200	Horizontal	Pass
2	5938.800	58.39	4.34	68.2	9.81	Peak	212.00	200	Horizontal	Pass

U-NII-3 11ac20 Low Channel

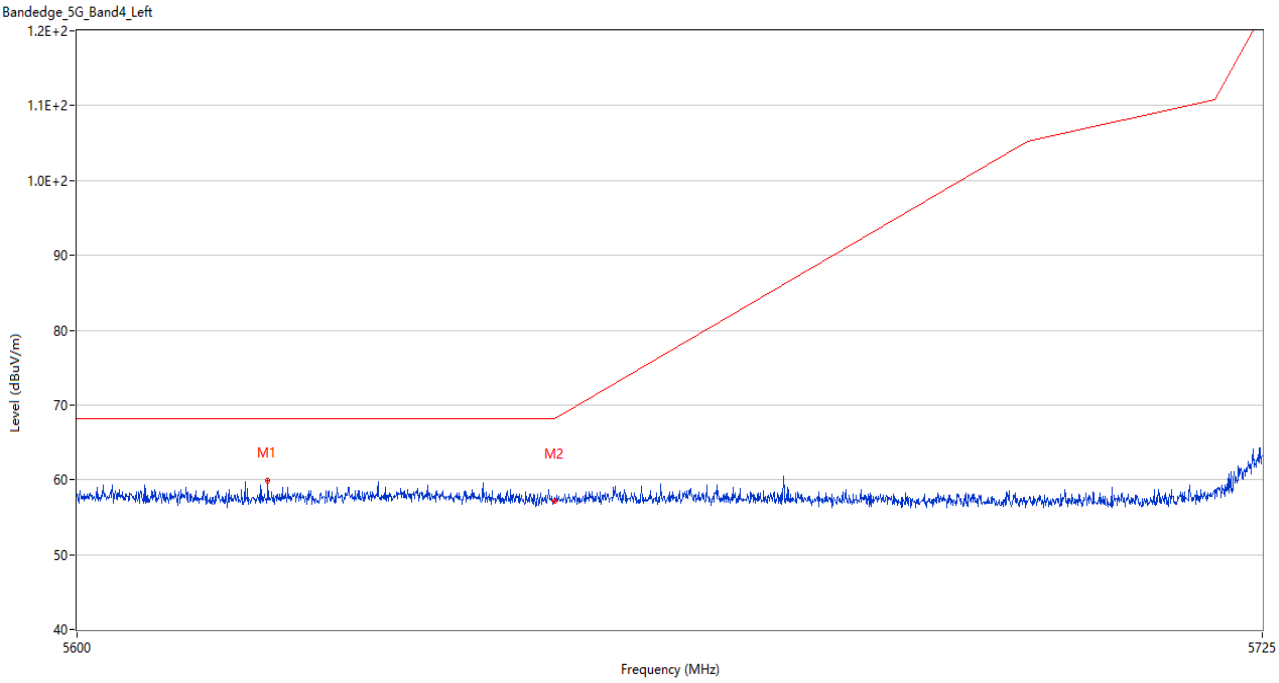

No.	Frequency (MHz)	Results (dBuV/m)	Factor (dB)	Limit (dBuV/m)	Margin (dB)	Detector	Table (Degree)	Height (cm)	Antenna	Verdict
1	5619.937	59.94	4.61	68.2	8.26	Peak	265.00	200	Horizontal	Pass
2	5650.000	57.15	4.41	68.2	11.05	Peak	201.00	100	Horizontal	Pass

U-NII-3 11ac20 High Channel

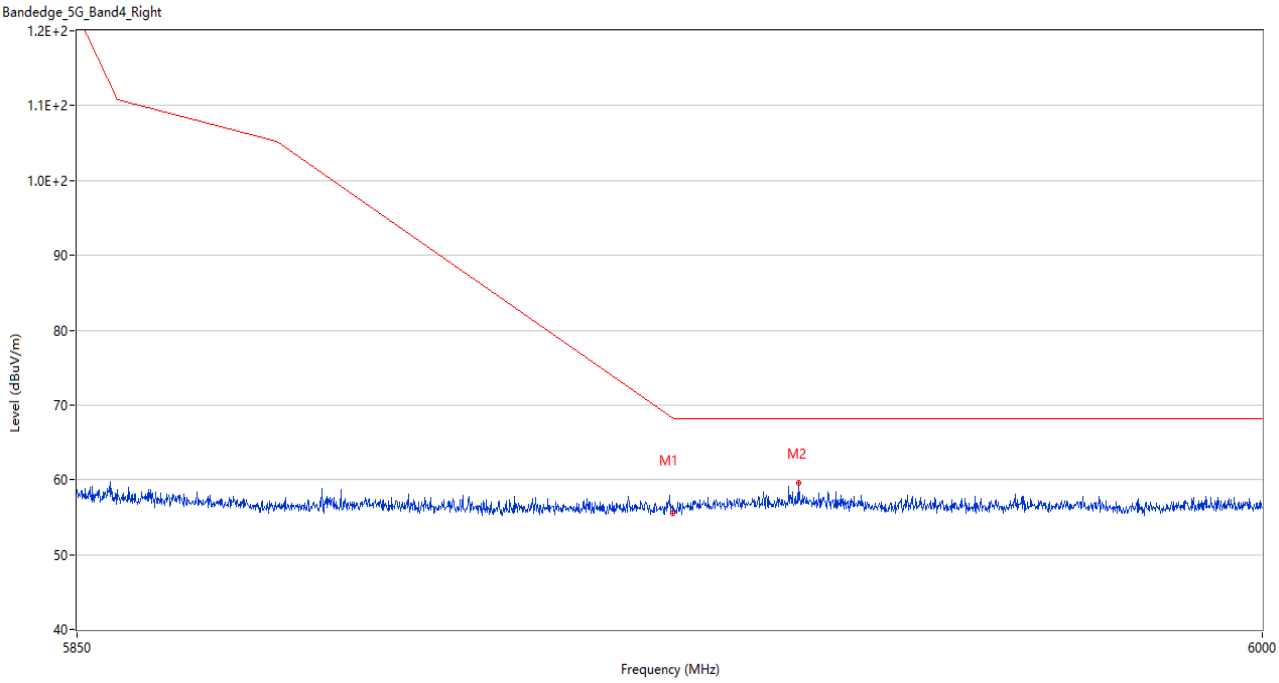

No.	Frequency (MHz)	Results (dBuV/m)	Factor (dB)	Limit (dBuV/m)	Margin (dB)	Detector	Table (Degree)	Height (cm)	Antenna	Verdict
1	5924.925	55.51	3.49	68.3	12.79	Peak	2.00	200	Horizontal	Pass
2	5940.825	59.64	4.41	68.2	8.56	Peak	24.00	200	Horizontal	Pass

U-NII-3 11ac40 Low Channel

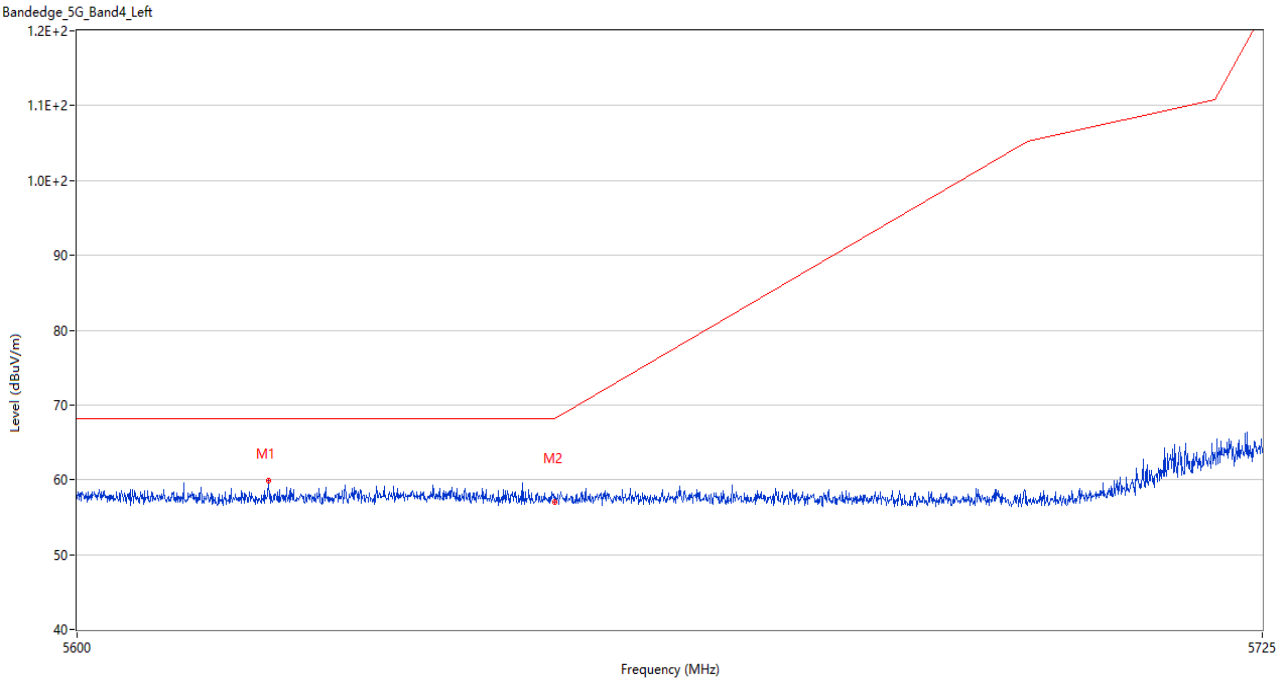

No.	Frequency (MHz)	Results (dBuV/m)	Factor (dB)	Limit (dBuV/m)	Margin (dB)	Detector	Table (Degree)	Height (cm)	Antenna	Verdict
1	5620.000	59.93	4.61	68.2	8.27	Peak	258.00	200	Horizontal	Pass
2	5650.000	56.97	4.41	68.2	11.23	Peak	276.00	200	Horizontal	Pass

U-NII-3 11ac40 High Channel

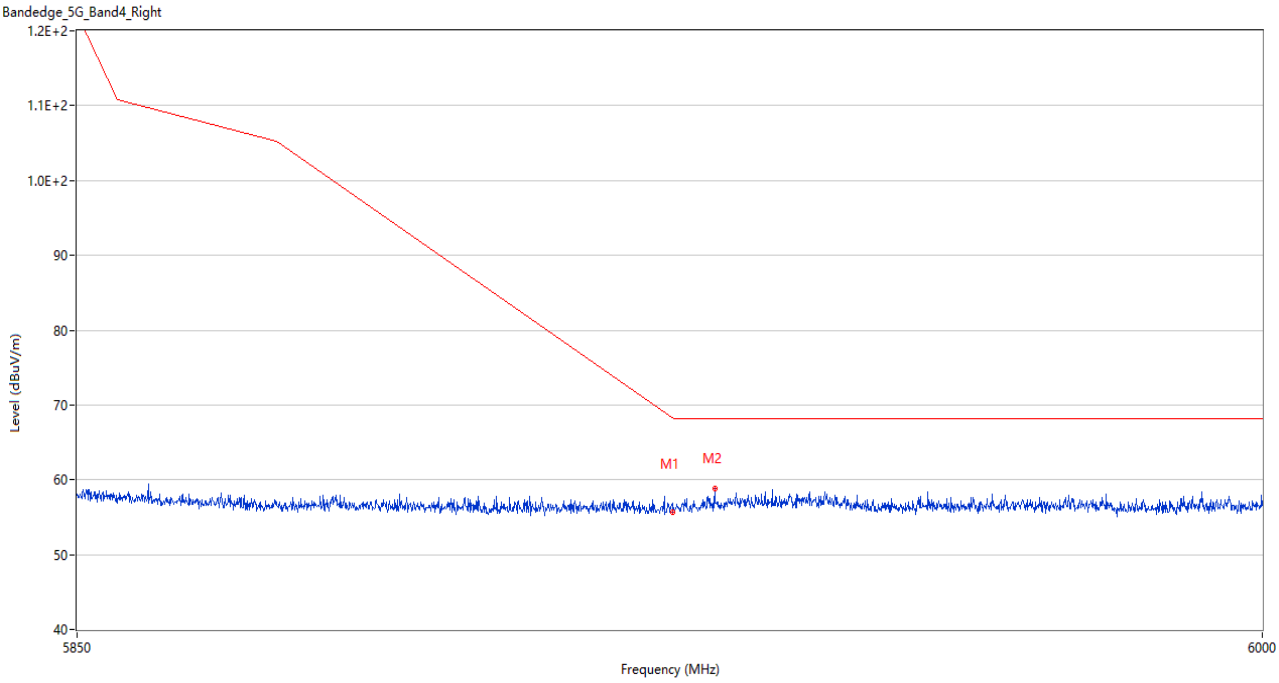

No.	Frequency (MHz)	Results (dBuV/m)	Factor (dB)	Limit (dBuV/m)	Margin (dB)	Detector	Table (Degree)	Height (cm)	Antenna	Verdict
1	5924.925	55.66	3.49	68.3	12.64	Peak	181.00	100	Horizontal	Pass
2	5930.250	58.79	4.01	68.2	9.41	Peak	349.00	100	Horizontal	Pass

U-NII-3 11ac80 Middle Channel

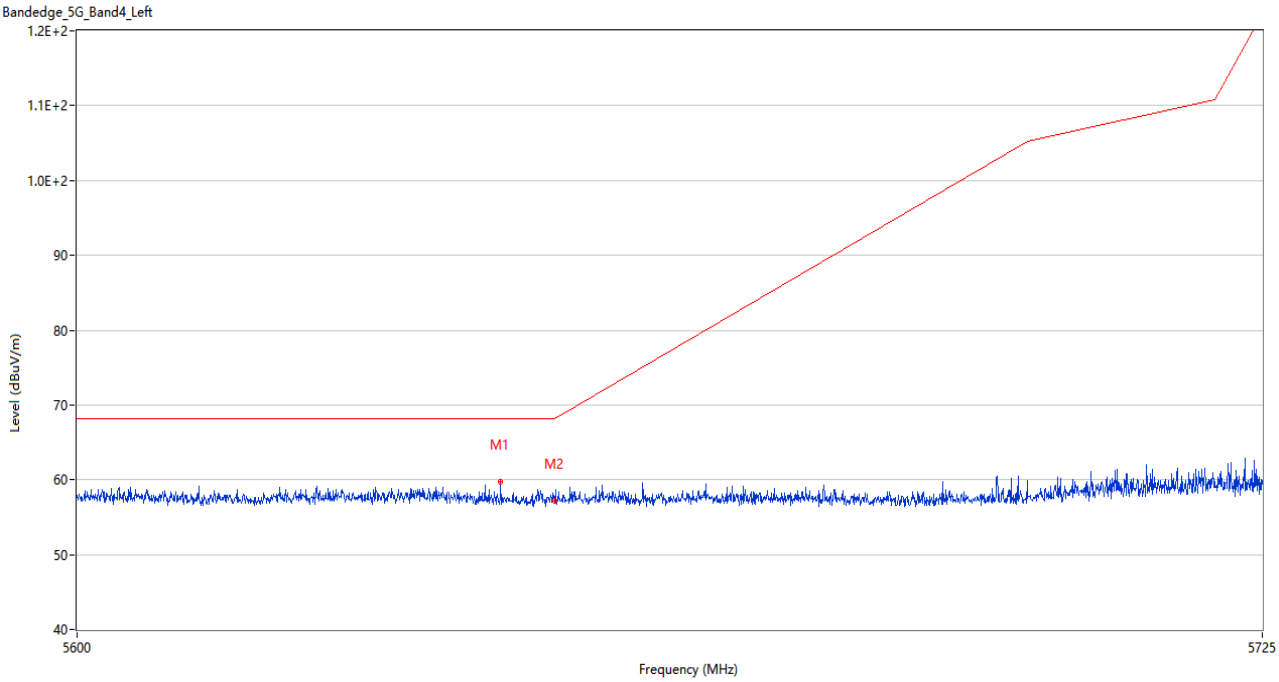

No.	Frequency (MHz)	Results (dBuV/m)	Factor (dB)	Limit (dBuV/m)	Margin (dB)	Detector	Table (Degree)	Height (cm)	Antenna	Verdict
1	5644.375	59.73	4.28	68.2	8.47	Peak	238.00	100	Horizontal	Pass
2	5650.000	57.20	4.41	68.2	11.00	Peak	145.00	100	Horizontal	Pass

U-NII-3 11ac80 Middle Channel

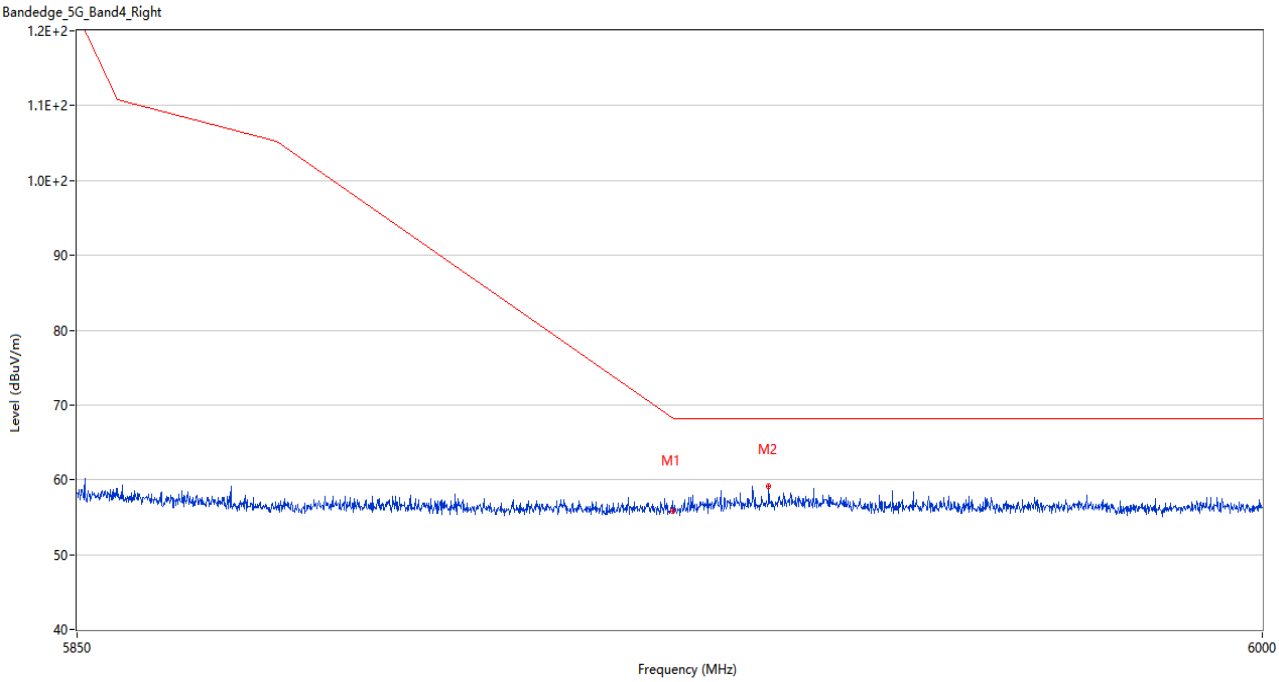

No.	Frequency (MHz)	Results (dBuV/m)	Factor (dB)	Limit (dBuV/m)	Margin (dB)	Detector	Table (Degree)	Height (cm)	Antenna	Verdict
1	5924.925	55.88	3.49	68.3	12.42	Peak	43.00	200	Horizontal	Pass
2	5937.075	59.13	4.24	68.2	9.07	Peak	312.00	150	Horizontal	Pass

U-NII-3 11ax20 (SU) Low Channel

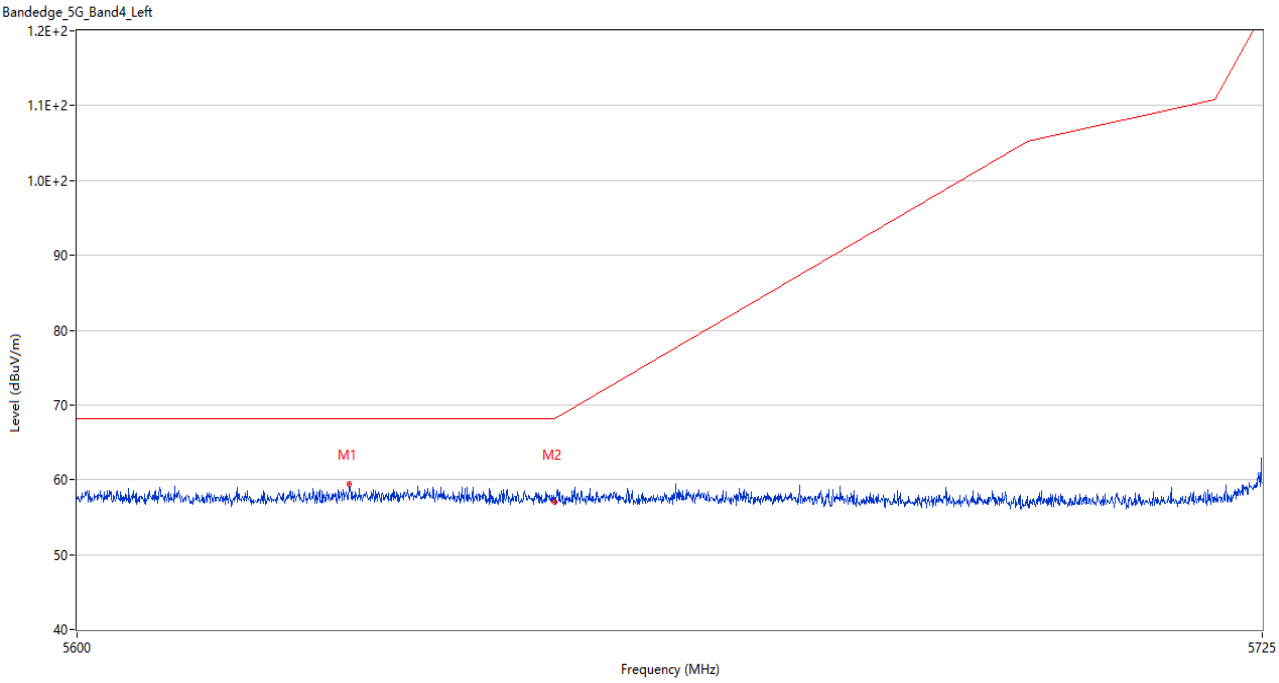

No.	Frequency (MHz)	Results (dBuV/m)	Factor (dB)	Limit (dBuV/m)	Margin (dB)	Detector	Table (Degree)	Height (cm)	Antenna	Verdict
1	5628.500	59.42	4.84	68.2	8.78	Peak	188.00	200	Horizontal	Pass
2	5650.000	57.10	4.41	68.2	11.10	Peak	232.00	100	Horizontal	Pass

U-NII-3 11ax20 (SU) High Channel

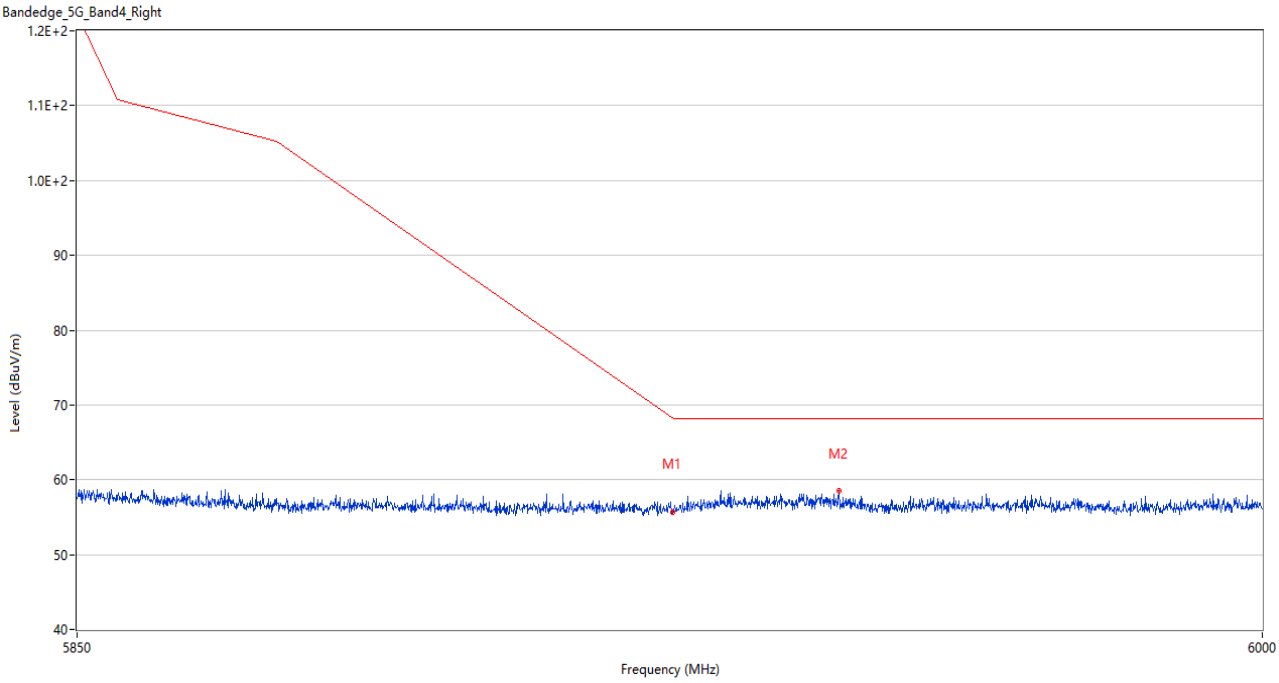

No.	Frequency (MHz)	Results (dBuV/m)	Factor (dB)	Limit (dBuV/m)	Margin (dB)	Detector	Table (Degree)	Height (cm)	Antenna	Verdict
1	5924.925	55.63	3.49	68.3	12.67	Peak	172.00	150	Horizontal	Pass
2	5946.000	58.46	4.13	68.2	9.74	Peak	92.00	200	Horizontal	Pass

U-NII-3 11ax40 (SU) Low Channel

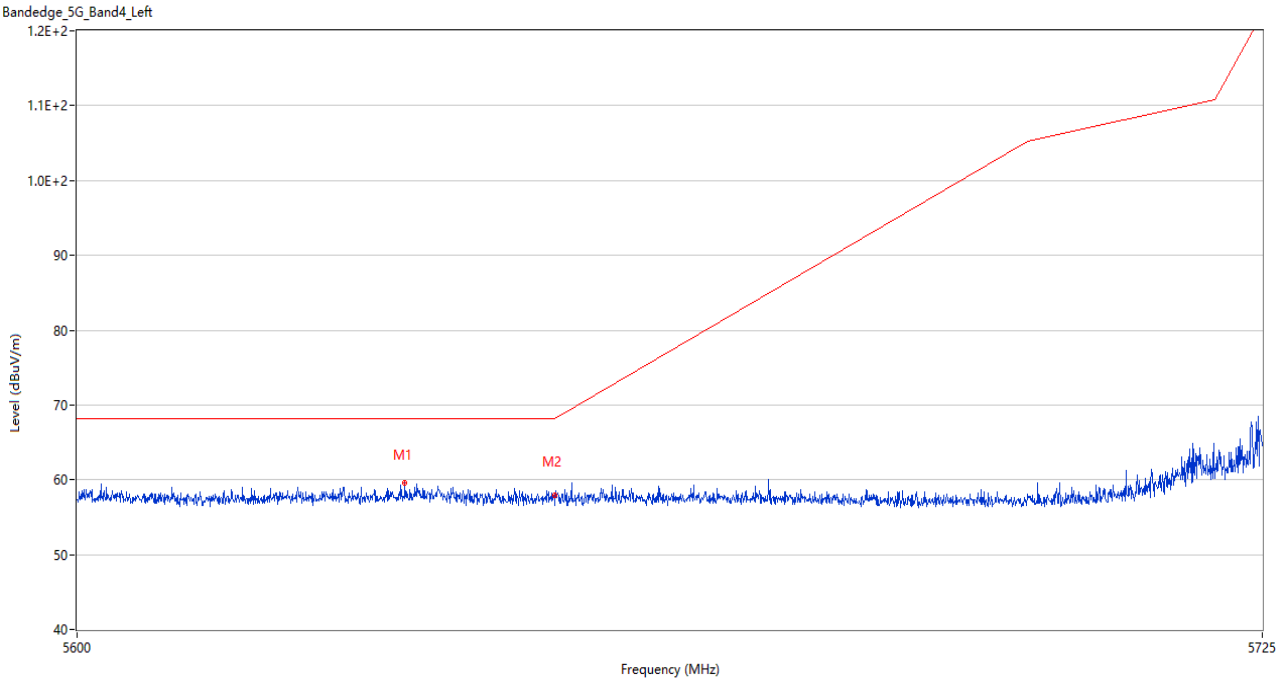

No.	Frequency (MHz)	Results (dBuV/m)	Factor (dB)	Limit (dBuV/m)	Margin (dB)	Detector	Table (Degree)	Height (cm)	Antenna	Verdict
1	5634.313	59.55	4.92	68.2	8.65	Peak	85.00	150	Horizontal	Pass
2	5650.000	57.92	4.41	68.2	10.28	Peak	270.00	150	Horizontal	Pass

U-NII-3 11ax40 (SU) High Channel

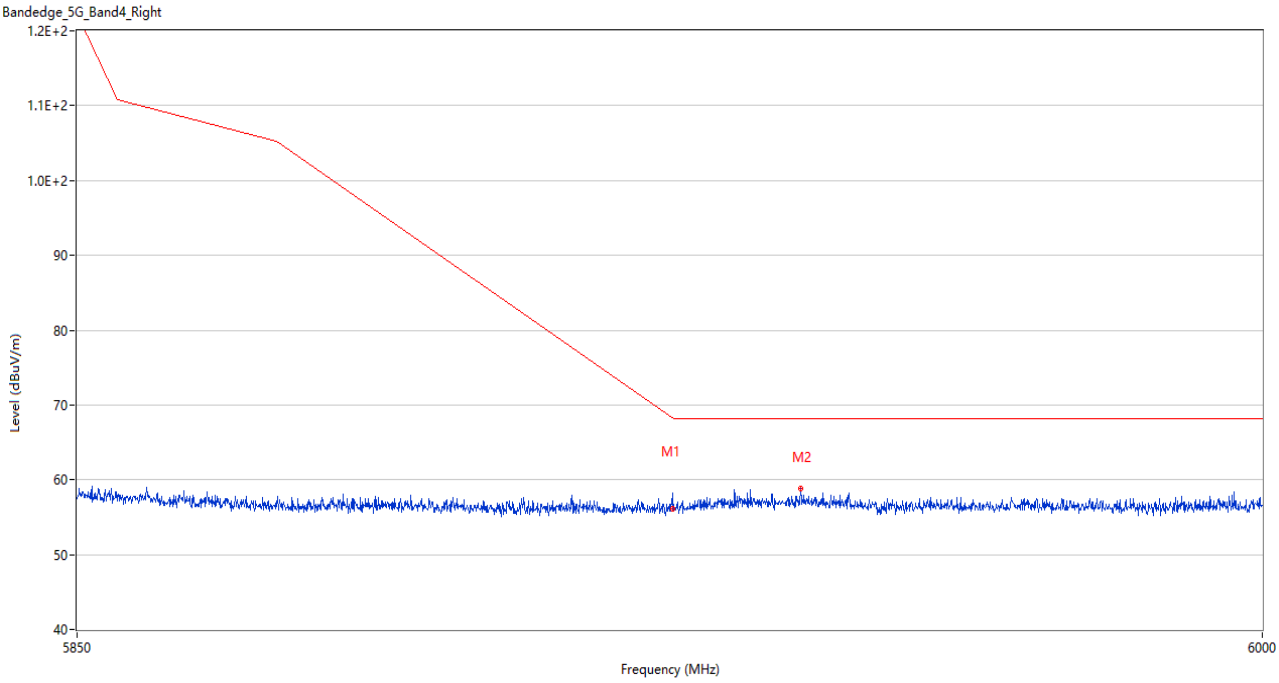

No.	Frequency (MHz)	Results (dBuV/m)	Factor (dB)	Limit (dBuV/m)	Margin (dB)	Detector	Table (Degree)	Height (cm)	Antenna	Verdict
1	5924.925	56.09	3.49	68.3	12.21	Peak	239.00	200	Horizontal	Pass
2	5941.125	58.84	4.42	68.2	9.36	Peak	219.00	150	Horizontal	Pass

U-NII-3 11ax80 (SU) Middle Channel

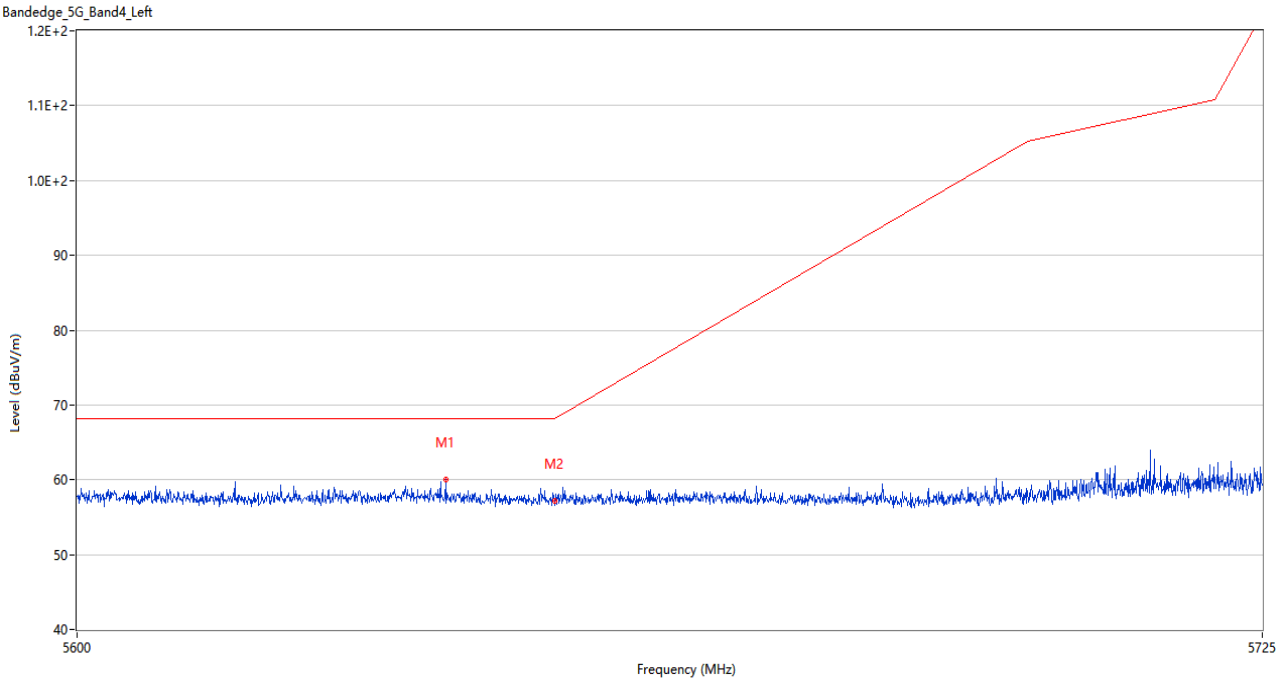

No.	Frequency (MHz)	Results (dBuV/m)	Factor (dB)	Limit (dBuV/m)	Margin (dB)	Detector	Table (Degree)	Height (cm)	Antenna	Verdict
1	5638.562	60.00	4.75	68.2	8.20	Peak	154.00	200	Horizontal	Pass
2	5650.000	57.16	4.41	68.2	11.04	Peak	91.00	100	Horizontal	Pass

U-NII-3 11ax80 (SU) Middle Channel

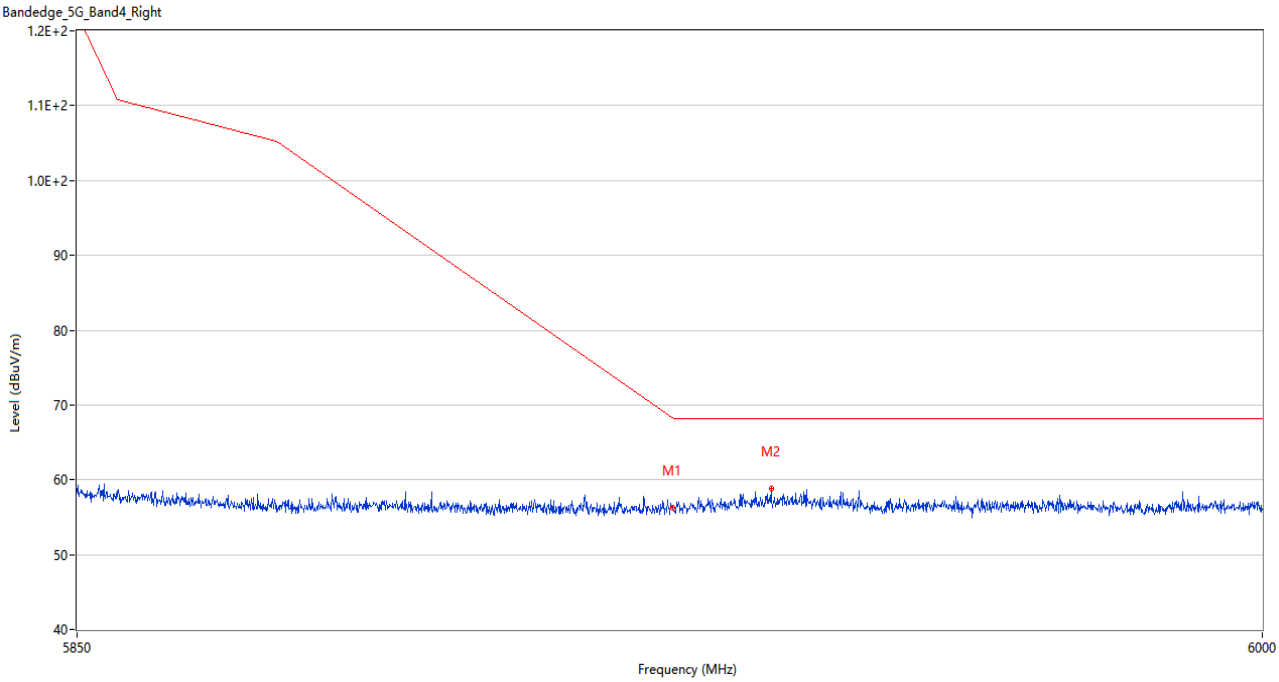

No.	Frequency (MHz)	Results (dBuV/m)	Factor (dB)	Limit (dBuV/m)	Margin (dB)	Detector	Table (Degree)	Height (cm)	Antenna	Verdict
1	5924.925	56.23	3.49	68.3	12.07	Peak	66.00	150	Horizontal	Pass
2	5937.375	58.85	4.25	68.2	9.35	Peak	169.00	100	Horizontal	Pass

Aux. Antenna

U-NII-1 11a Low Channel

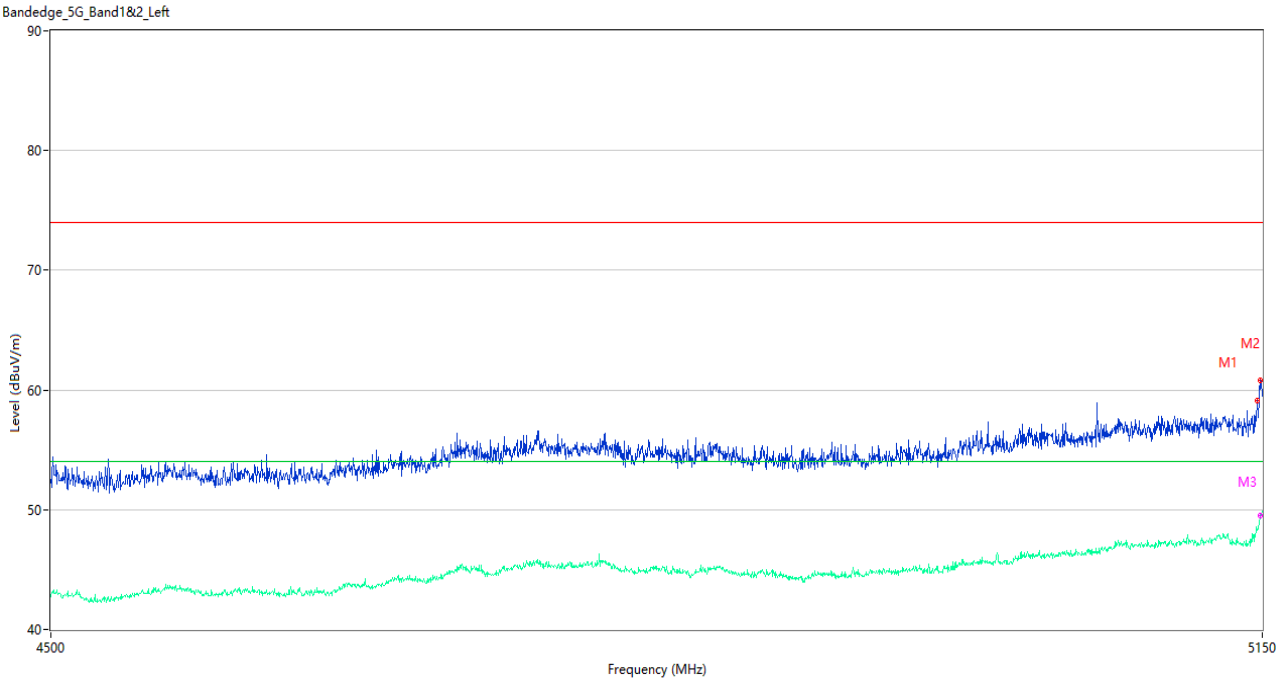

No.	Frequency (MHz)	Results (dBuV/m)	Factor (dB)	Limit (dBuV/m)	Margin (dB)	Detector	Table (Degree)	Height (cm)	Antenna	Verdict
1	5149.025	60.80	4.03	74.0	13.20	Peak	252.00	150	Horizontal	Pass
1**	5149.025	49.37	4.03	54.0	4.63	AV	252.00	150	Horizontal	Pass
2	5147.075	59.16	4.12	74.0	14.84	Peak	242.00	200	Horizontal	Pass
2**	5147.075	48.32	4.12	54.0	5.68	AV	242.00	200	Horizontal	Pass
3	5148.700	60.05	4.03	74.0	13.95	Peak	37.00	100	Horizontal	Pass
3**	5148.700	49.53	4.03	54.0	4.47	AV	37.00	100	Horizontal	Pass

U-NII-1 11a High Channel

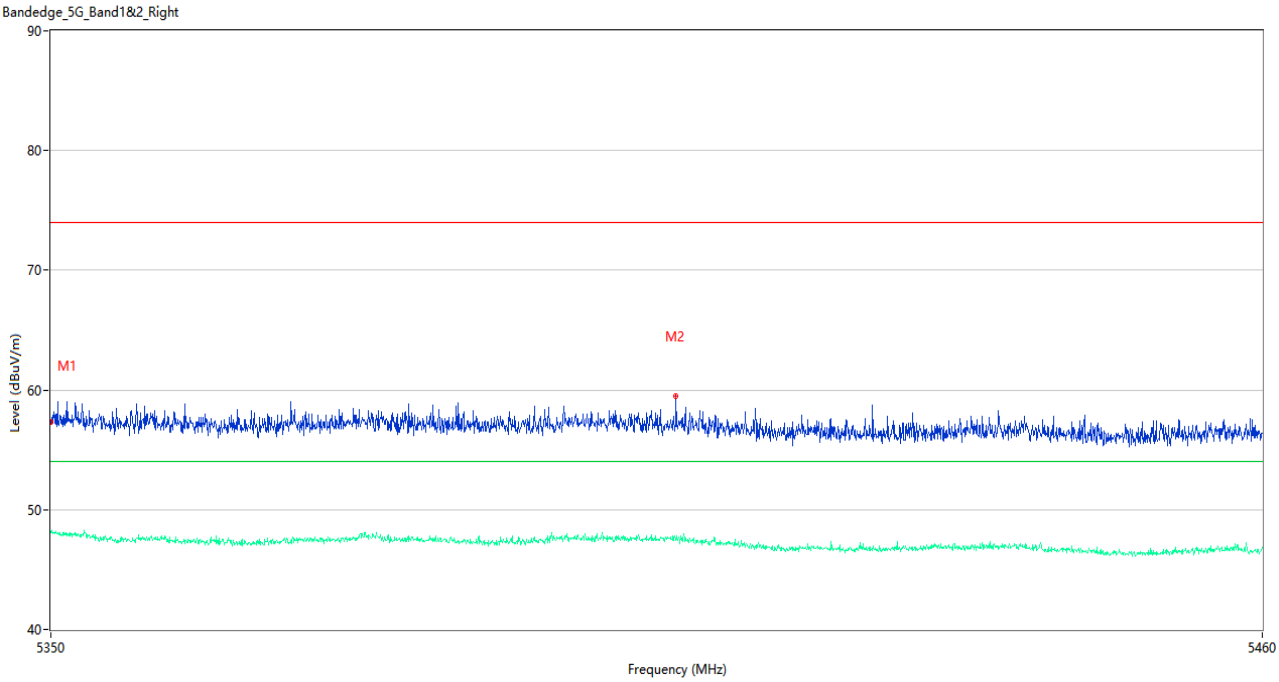

No.	Frequency (MHz)	Results (dBuV/m)	Factor (dB)	Limit (dBuV/m)	Margin (dB)	Detector	Table (Degree)	Height (cm)	Antenna	Verdict
1	5350.000	57.31	5.11	74.0	16.69	Peak	310.00	150	Horizontal	Pass
1**	5350.000	48.08	5.11	54.0	5.92	AV	310.00	150	Horizontal	Pass
2	5406.485	59.44	4.57	74.0	14.56	Peak	105.00	100	Horizontal	Pass
2**	5406.485	47.44	4.57	54.0	6.56	AV	105.00	100	Horizontal	Pass

U-NII-1 11n20 Low Channel

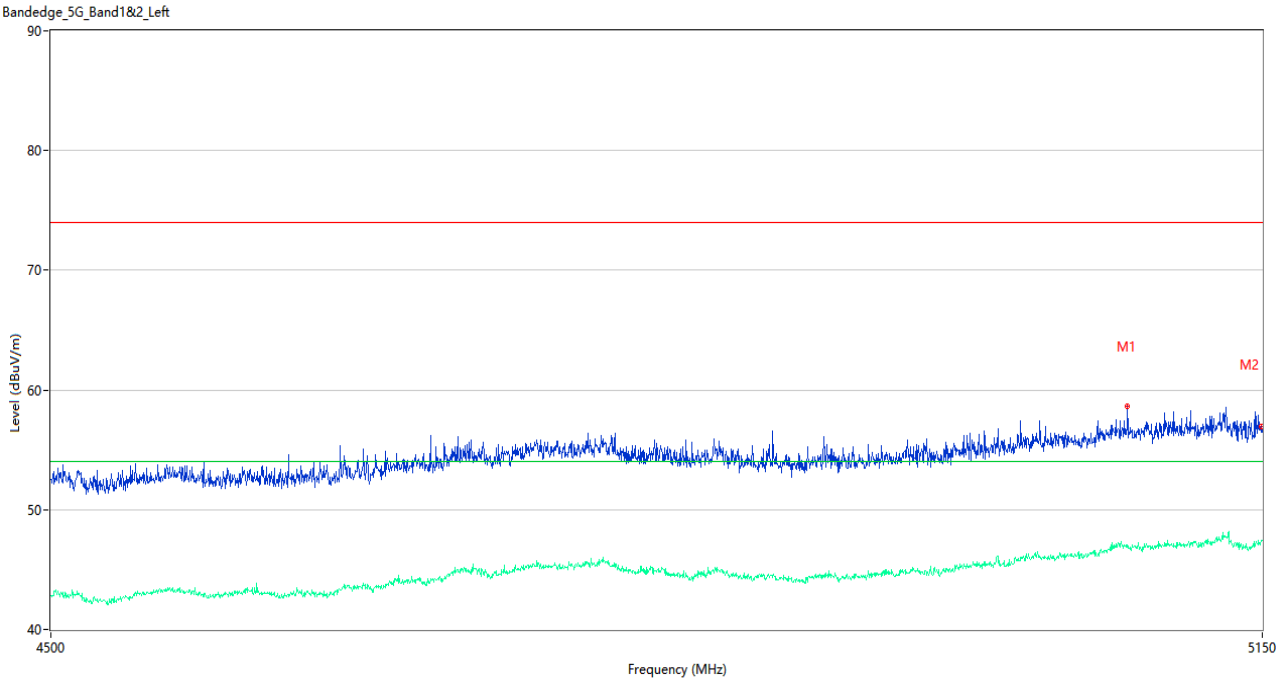

No.	Frequency (MHz)	Results (dBuV/m)	Factor (dB)	Limit (dBuV/m)	Margin (dB)	Detector	Table (Degree)	Height (cm)	Antenna	Verdict
1	5073.300	58.61	4.24	74.0	15.39	Peak	254.00	100	Horizontal	Pass
1**	5073.300	47.02	4.24	54.0	6.98	AV	254.00	100	Horizontal	Pass
2	5149.675	56.91	4.06	74.0	17.09	Peak	288.00	100	Horizontal	Pass
2**	5149.675	47.45	4.06	54.0	6.55	AV	288.00	100	Horizontal	Pass

U-NII-1 11n20 High Channel

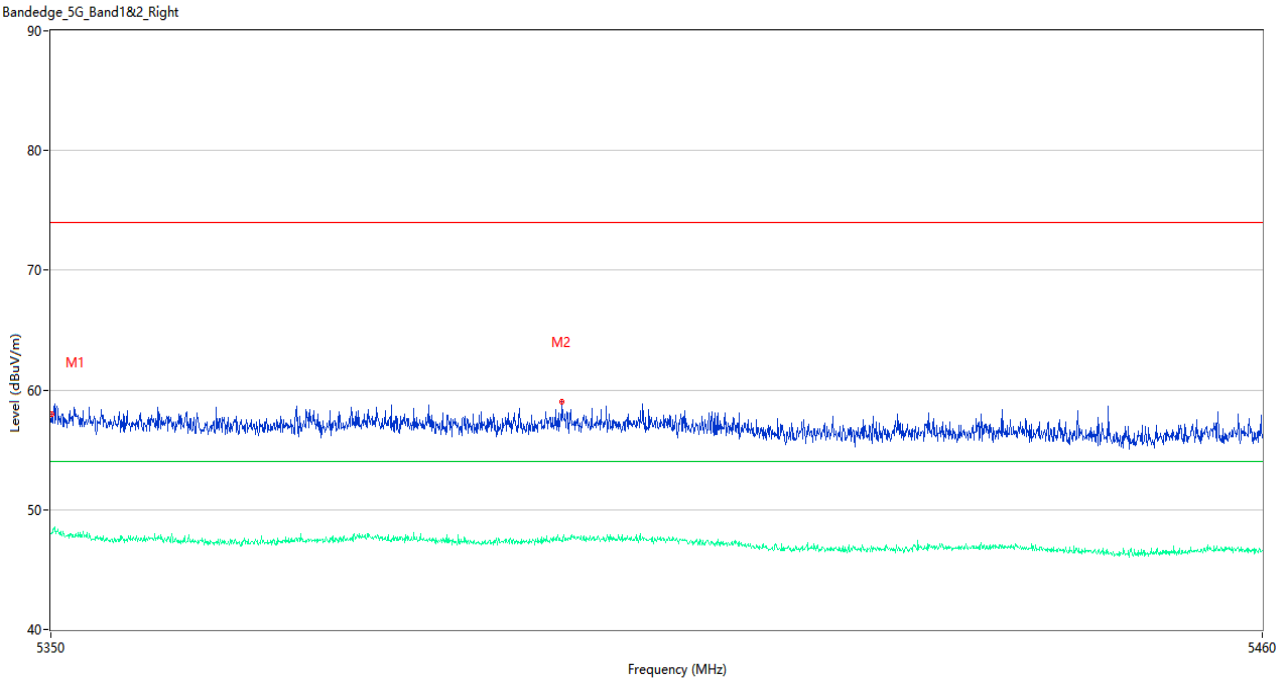

No.	Frequency (MHz)	Results (dBuV/m)	Factor (dB)	Limit (dBuV/m)	Margin (dB)	Detector	Table (Degree)	Height (cm)	Antenna	Verdict
1	5350.055	57.97	5.10	74.0	16.03	Peak	357.00	100	Horizontal	Pass
1**	5350.055	48.09	5.10	54.0	5.91	AV	357.00	100	Horizontal	Pass
2	5396.145	58.98	4.73	74.0	15.02	Peak	21.00	100	Horizontal	Pass
2**	5396.145	47.41	4.73	54.0	6.59	AV	21.00	100	Horizontal	Pass

U-NII-1 11n40 Low Channel

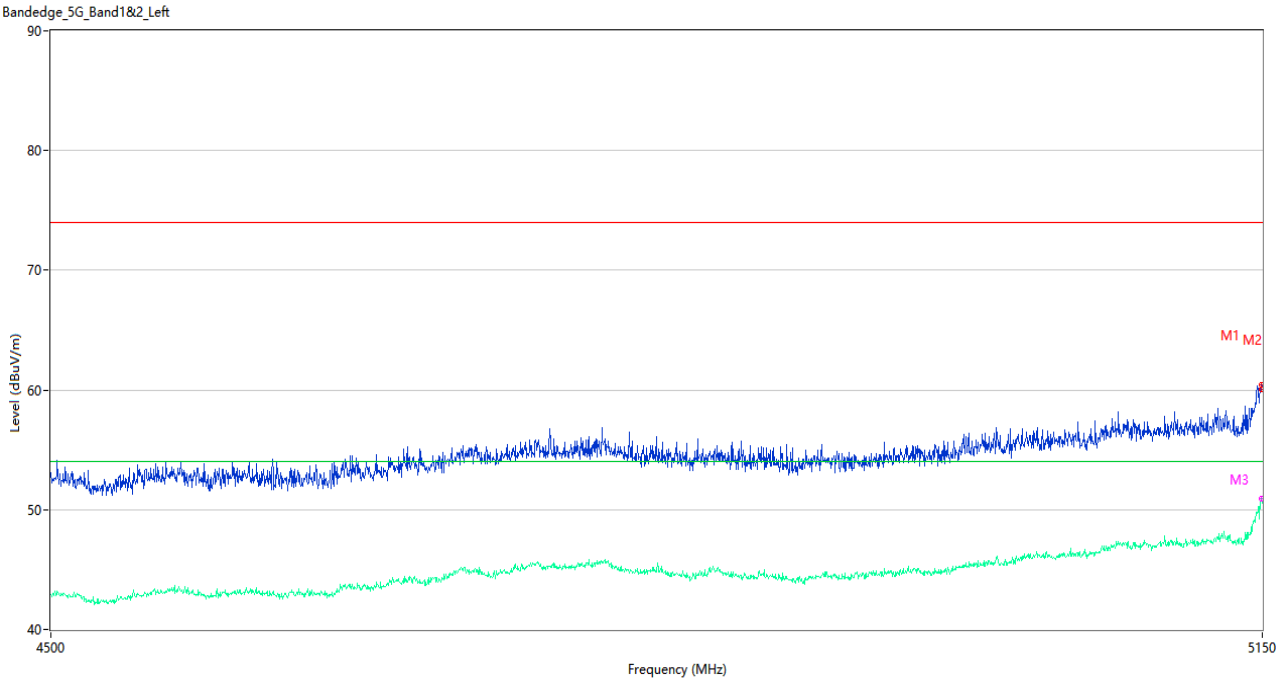

No.	Frequency (MHz)	Results (dBuV/m)	Factor (dB)	Limit (dBuV/m)	Margin (dB)	Detector	Table (Degree)	Height (cm)	Antenna	Verdict
1	5149.350	60.47	4.04	74.0	13.53	Peak	293.00	100	Horizontal	Pass
1**	5149.350	50.87	4.04	54.0	3.13	AV	293.00	100	Horizontal	Pass
2	5149.675	60.07	4.06	74.0	13.93	Peak	241.00	100	Horizontal	Pass
2**	5149.675	50.94	4.06	54.0	3.06	AV	241.00	100	Horizontal	Pass
3	5149.675	60.07	4.06	74.0	13.93	Peak	241.00	150	Horizontal	Pass
3**	5149.675	50.94	4.06	54.0	3.06	AV	241.00	150	Horizontal	Pass

U-NII-1 11n40 High Channel

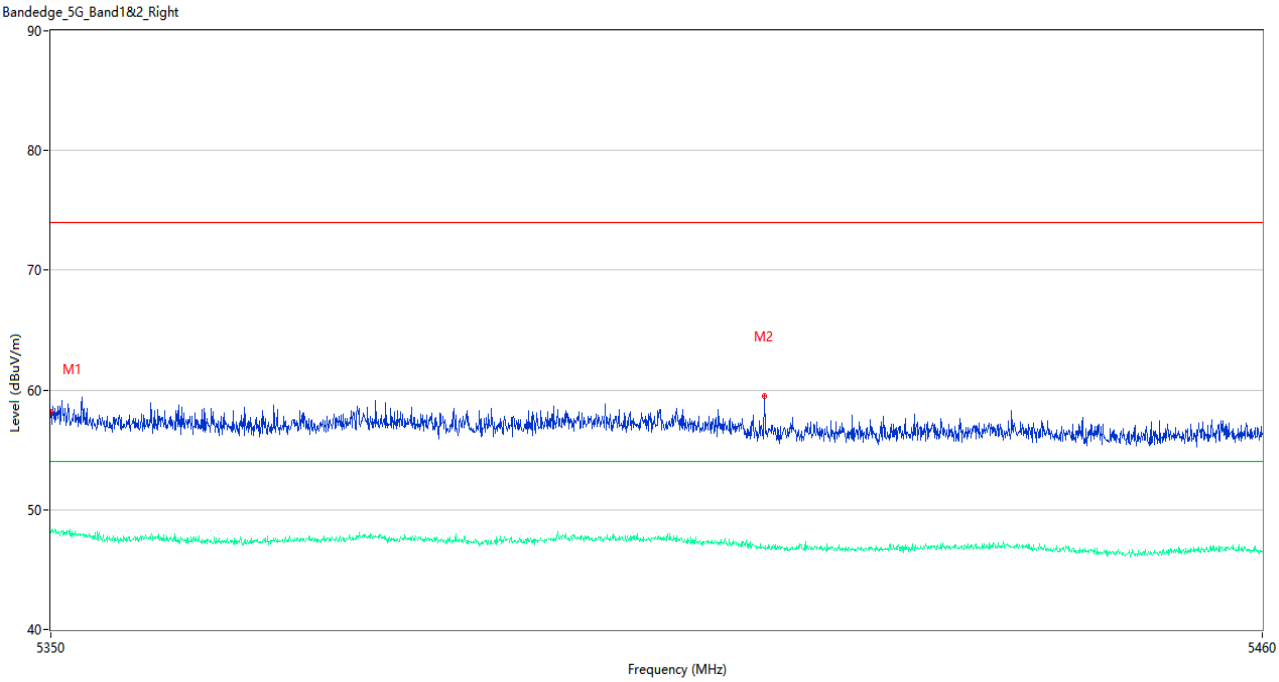

No.	Frequency (MHz)	Results (dBuV/m)	Factor (dB)	Limit (dBuV/m)	Margin (dB)	Detector	Table (Degree)	Height (cm)	Antenna	Verdict
1	5350.000	58.18	5.11	74.0	15.82	Peak	188.00	200	Horizontal	Pass
1**	5350.000	48.12	5.11	54.0	5.88	AV	188.00	200	Horizontal	Pass
2	5414.515	59.50	4.03	74.0	14.50	Peak	354.00	100	Horizontal	Pass
2**	5414.515	46.80	4.03	54.0	7.20	AV	354.00	100	Horizontal	Pass

U-NII-1 11ac20 Low Channel

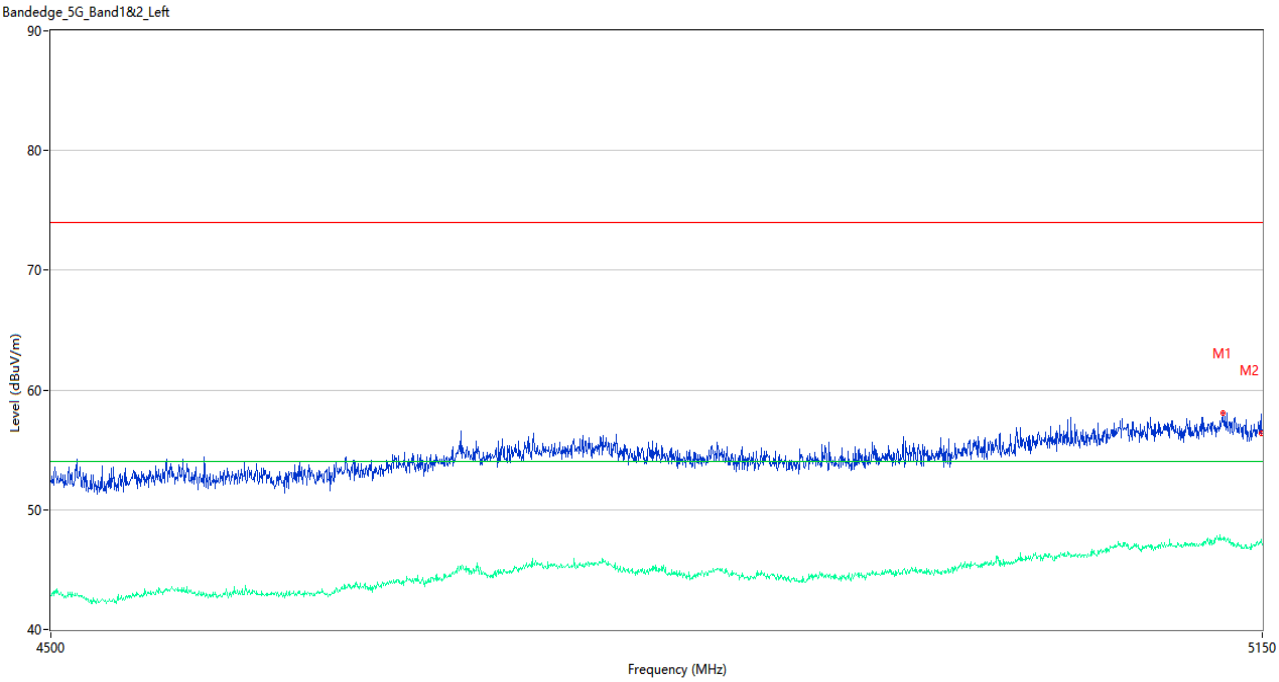

No.	Frequency (MHz)	Results (dBuV/m)	Factor (dB)	Limit (dBuV/m)	Margin (dB)	Detector	Table (Degree)	Height (cm)	Antenna	Verdict
1	5127.250	58.10	4.52	74.0	15.90	Peak	40.00	100	Horizontal	Pass
1**	5127.250	47.50	4.52	54.0	6.50	AV	40.00	100	Horizontal	Pass
2	5149.675	56.41	4.06	74.0	17.59	Peak	234.00	100	Horizontal	Pass
2**	5149.675	47.39	4.06	54.0	6.61	AV	234.00	100	Horizontal	Pass

U-NII-1 11ac20 High Channel

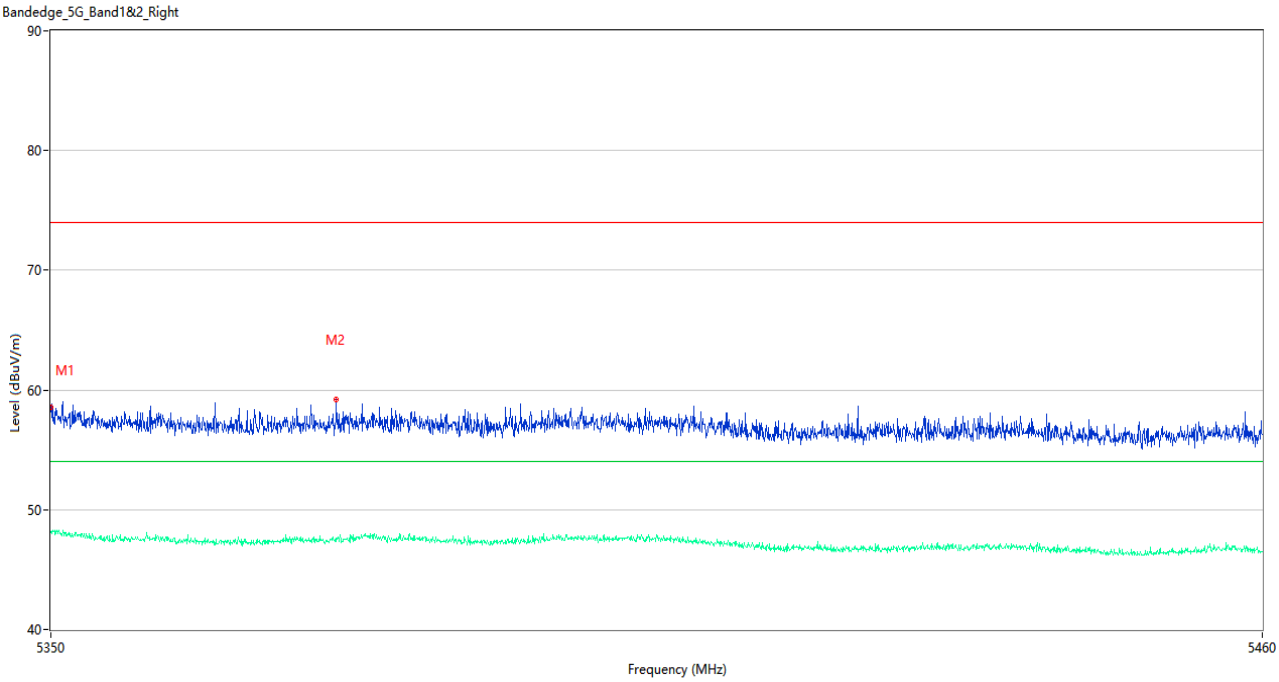

No.	Frequency (MHz)	Results (dBuV/m)	Factor (dB)	Limit (dBuV/m)	Margin (dB)	Detector	Table (Degree)	Height (cm)	Antenna	Verdict
1	5350.000	58.51	5.11	74.0	15.49	Peak	273.00	100	Horizontal	Pass
1**	5350.000	48.23	5.11	54.0	5.77	AV	273.00	100	Horizontal	Pass
2	5375.740	59.19	4.57	74.0	14.81	Peak	360.00	100	Horizontal	Pass
2**	5375.740	47.32	4.57	54.0	6.68	AV	360.00	100	Horizontal	Pass

U-NII-1 11ac40 Low Channel

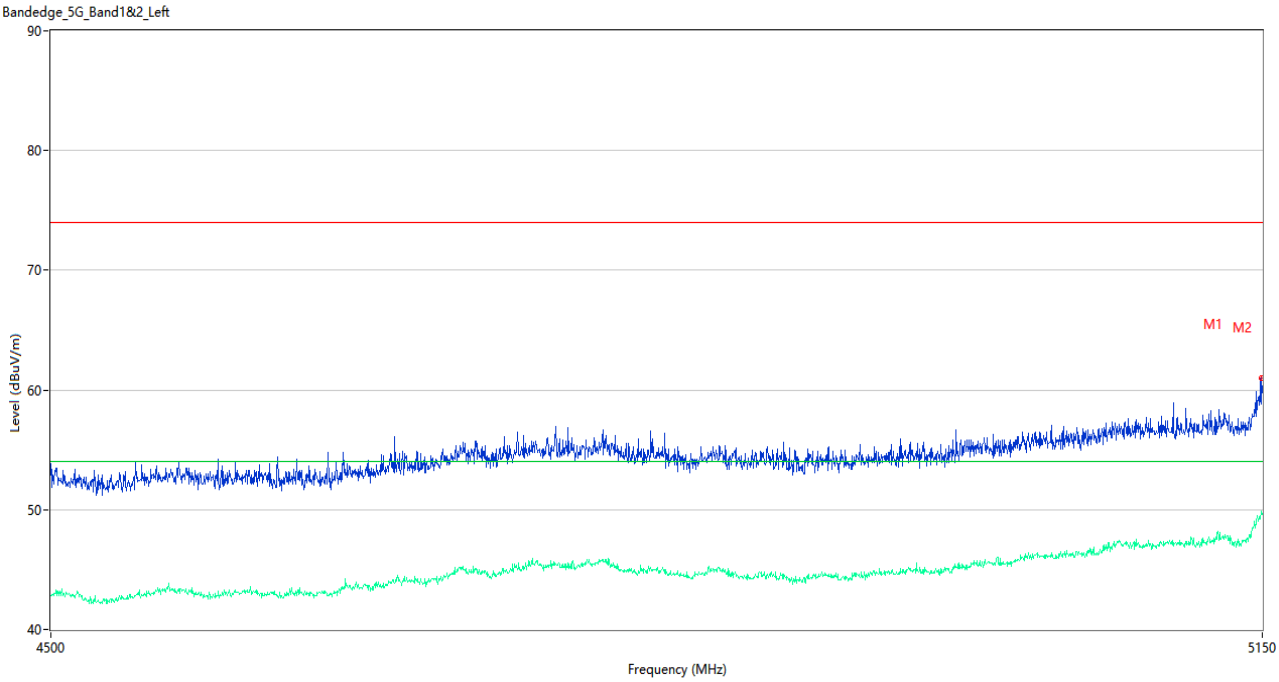

No.	Frequency (MHz)	Results (dBuV/m)	Factor (dB)	Limit (dBuV/m)	Margin (dB)	Detector	Table (Degree)	Height (cm)	Antenna	Verdict
1	5149.675	61.00	4.06	74.0	13.00	Peak	287.00	100	Horizontal	Pass
1**	5149.675	49.91	4.06	54.0	4.09	AV	287.00	100	Horizontal	Pass
2	5149.675	61.00	4.06	74.0	13.00	Peak	287.00	100	Horizontal	Pass
2**	5149.675	49.91	4.06	54.0	4.09	AV	287.00	100	Horizontal	Pass

U-NII-1 11ac40 High Channel

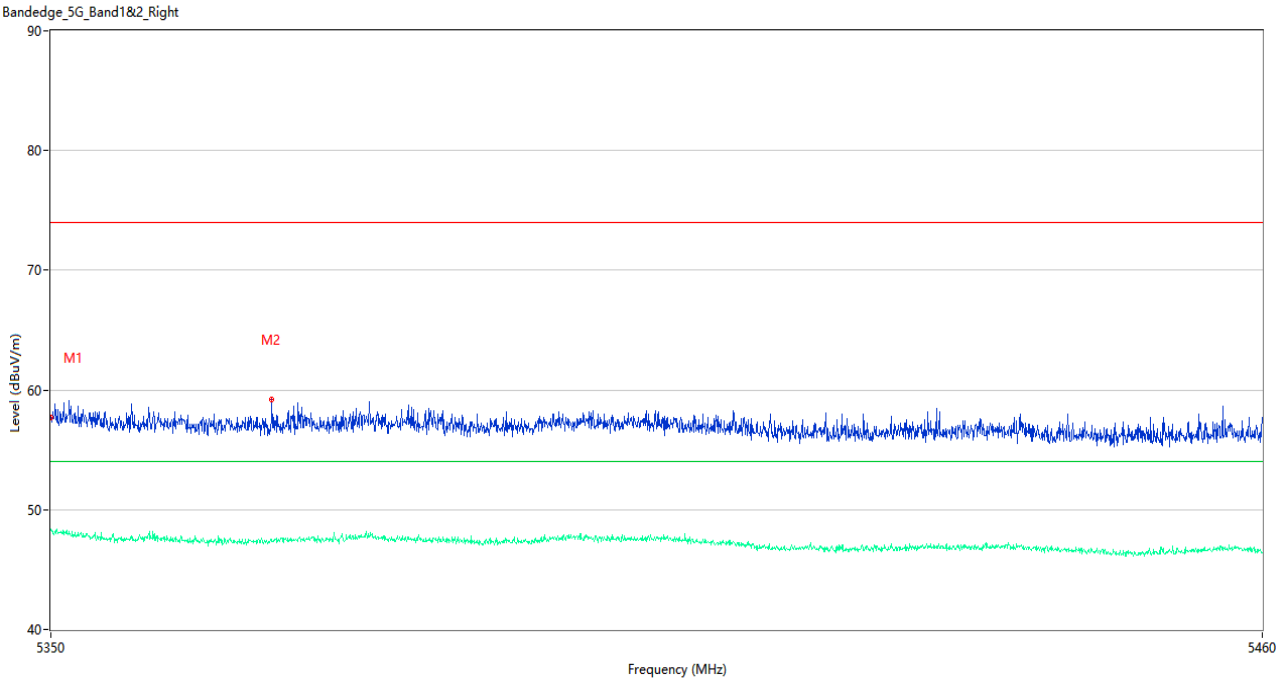

No.	Frequency (MHz)	Results (dBuV/m)	Factor (dB)	Limit (dBuV/m)	Margin (dB)	Detector	Table (Degree)	Height (cm)	Antenna	Verdict
1	5350.000	57.72	5.11	74.0	16.28	Peak	131.00	150	Horizontal	Pass
1**	5350.000	48.38	5.11	54.0	5.62	AV	131.00	150	Horizontal	Pass
2	5369.910	59.21	4.44	74.0	14.79	Peak	161.00	200	Horizontal	Pass
2**	5369.910	47.55	4.44	54.0	6.45	AV	161.00	200	Horizontal	Pass

U-NII-1 11ac80 Middle Channel

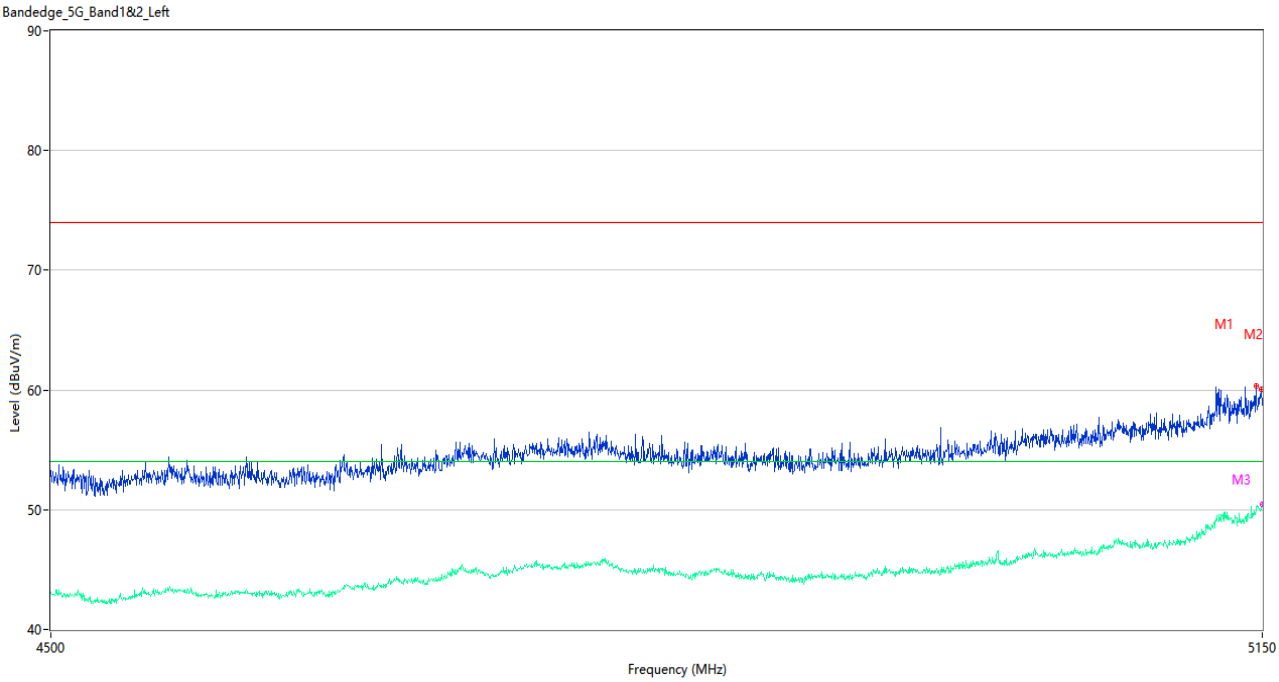

No.	Frequency (MHz)	Results (dBuV/m)	Factor (dB)	Limit (dBuV/m)	Margin (dB)	Detector	Table (Degree)	Height (cm)	Antenna	Verdict
1	5146.425	60.37	4.10	74.0	13.63	Peak	253.00	200	Horizontal	Pass
1**	5146.425	49.89	4.10	54.0	4.11	AV	253.00	200	Horizontal	Pass
2	5149.675	60.10	4.06	74.0	13.90	Peak	253.00	100	Horizontal	Pass
2**	5149.675	49.96	4.06	54.0	4.04	AV	253.00	100	Horizontal	Pass
3	5150.000	58.76	4.07	74.0	15.24	Peak	244.00	150	Horizontal	Pass
3**	5150.000	50.50	4.07	54.0	3.50	AV	244.00	150	Horizontal	Pass

U-NII-1 11ac80 Middle Channel

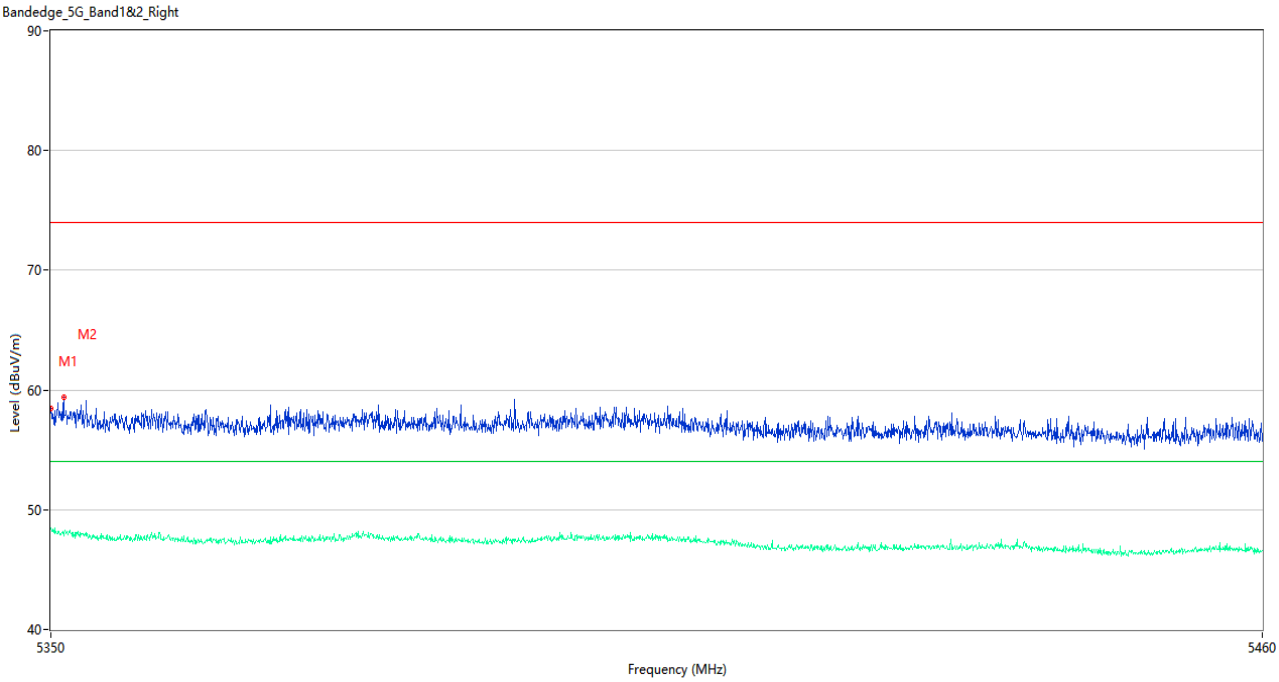

No.	Frequency (MHz)	Results (dBuV/m)	Factor (dB)	Limit (dBuV/m)	Margin (dB)	Detector	Table (Degree)	Height (cm)	Antenna	Verdict
1	5350.000	58.48	5.11	74.0	15.52	Peak	283.00	100	Horizontal	Pass
1**	5350.000	48.47	5.11	54.0	5.53	AV	283.00	100	Horizontal	Pass
2	5351.155	59.37	4.99	74.0	14.63	Peak	339.00	200	Horizontal	Pass
2**	5351.155	47.81	4.99	54.0	6.19	AV	339.00	200	Horizontal	Pass

U-NII-1 11ax20 (SU) Low Channel

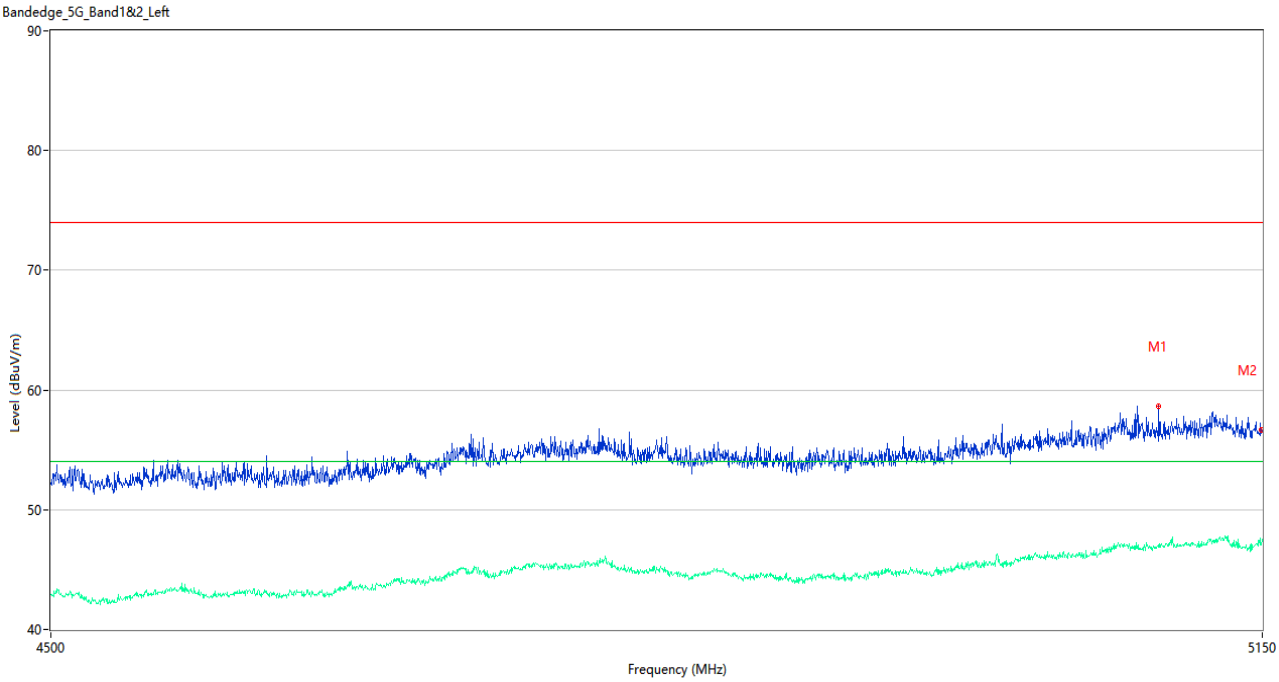

No.	Frequency (MHz)	Results (dBuV/m)	Factor (dB)	Limit (dBuV/m)	Margin (dB)	Detector	Table (Degree)	Height (cm)	Antenna	Verdict
1	5090.850	58.65	4.14	74.0	15.35	Peak	120.00	150	Horizontal	Pass
1**	5090.850	47.03	4.14	54.0	6.97	AV	120.00	150	Horizontal	Pass
2	5149.675	56.64	4.06	74.0	17.36	Peak	335.00	150	Horizontal	Pass
2**	5149.675	47.10	4.06	54.0	6.90	AV	335.00	150	Horizontal	Pass

U-NII-1 11ax20 (SU) High Channel

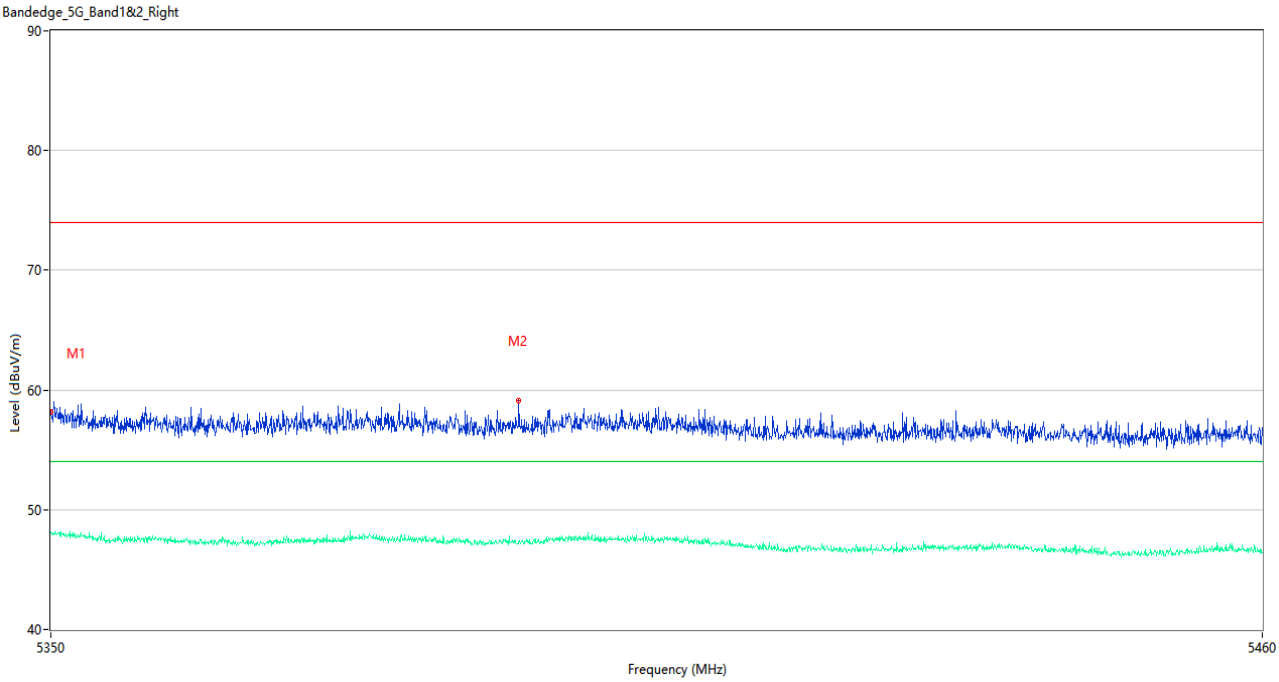

No.	Frequency (MHz)	Results (dBuV/m)	Factor (dB)	Limit (dBuV/m)	Margin (dB)	Detector	Table (Degree)	Height (cm)	Antenna	Verdict
1	5350.000	58.15	5.11	74.0	15.85	Peak	163.00	200	Horizontal	Pass
1**	5350.000	48.07	5.11	54.0	5.93	AV	163.00	200	Horizontal	Pass
2	5392.240	59.14	4.51	74.0	14.86	Peak	281.00	100	Horizontal	Pass
2**	5392.240	47.22	4.51	54.0	6.78	AV	281.00	100	Horizontal	Pass

U-NII-1 11ax40 (SU) Low Channel

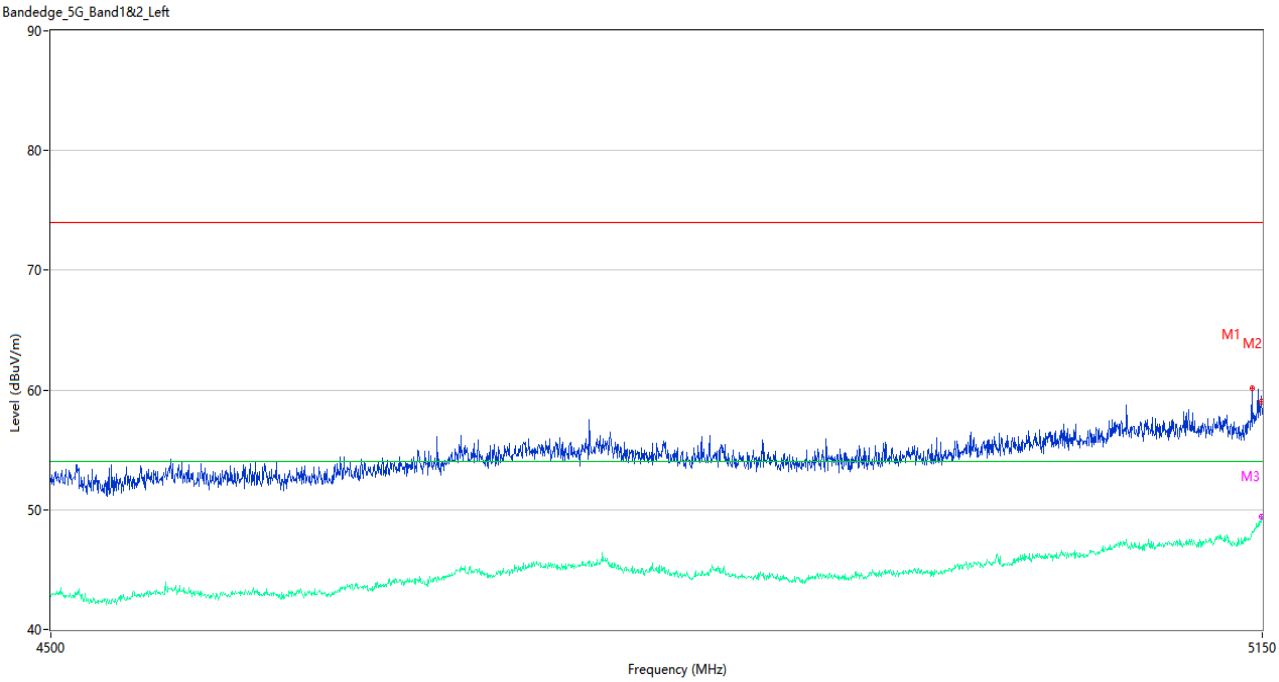

No.	Frequency (MHz)	Results (dBuV/m)	Factor (dB)	Limit (dBuV/m)	Margin (dB)	Detector	Table (Degree)	Height (cm)	Antenna	Verdict
1	5144.150	60.12	3.85	74.0	13.88	Peak	253.00	200	Horizontal	Pass
1**	5144.150	48.06	3.85	54.0	5.94	AV	253.00	200	Horizontal	Pass
2	5149.675	59.05	4.06	74.0	14.95	Peak	259.00	150	Horizontal	Pass
2**	5149.675	49.40	4.06	54.0	4.60	AV	259.00	150	Horizontal	Pass
3	5149.675	59.05	4.06	74.0	14.95	Peak	259.00	150	Horizontal	Pass
3**	5149.675	49.40	4.06	54.0	4.60	AV	259.00	150	Horizontal	Pass

U-NII-1 11ax40 (SU) High Channel

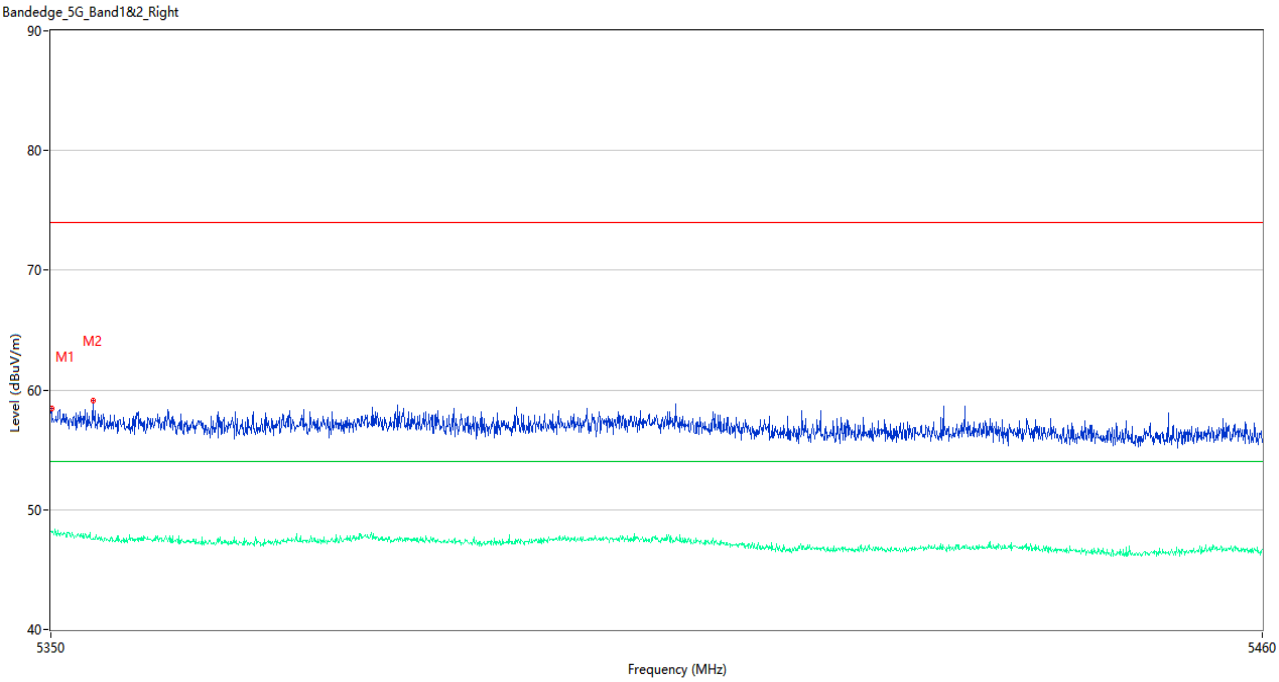

No.	Frequency (MHz)	Results (dBuV/m)	Factor (dB)	Limit (dBuV/m)	Margin (dB)	Detector	Table (Degree)	Height (cm)	Antenna	Verdict
1	5350.055	58.50	5.10	74.0	15.50	Peak	267.00	200	Horizontal	Pass
1**	5350.055	48.19	5.10	54.0	5.81	AV	267.00	200	Horizontal	Pass
2	5353.795	59.12	4.75	74.0	14.88	Peak	55.00	100	Horizontal	Pass
2**	5353.795	47.66	4.75	54.0	6.34	AV	55.00	100	Horizontal	Pass

U-NII-1 11ax80 (SU) Middle Channel

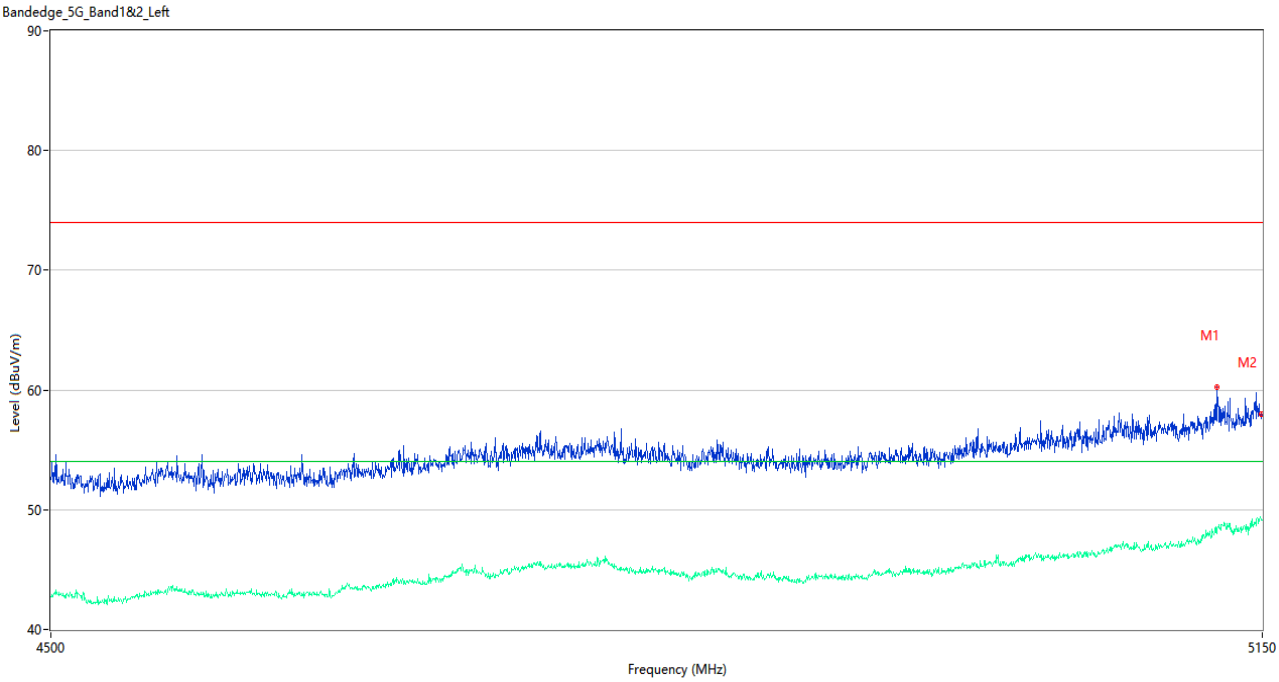

No.	Frequency (MHz)	Results (dBuV/m)	Factor (dB)	Limit (dBuV/m)	Margin (dB)	Detector	Table (Degree)	Height (cm)	Antenna	Verdict
1	5124.325	60.20	4.51	74.0	13.80	Peak	245.00	200	Horizontal	Pass
1**	5124.325	48.49	4.51	54.0	5.51	AV	245.00	200	Horizontal	Pass
2	5149.675	57.97	4.06	74.0	16.03	Peak	237.00	200	Horizontal	Pass
2**	5149.675	49.12	4.06	54.0	4.88	AV	237.00	200	Horizontal	Pass

U-NII-1 11ax80 (SU) Middle Channel

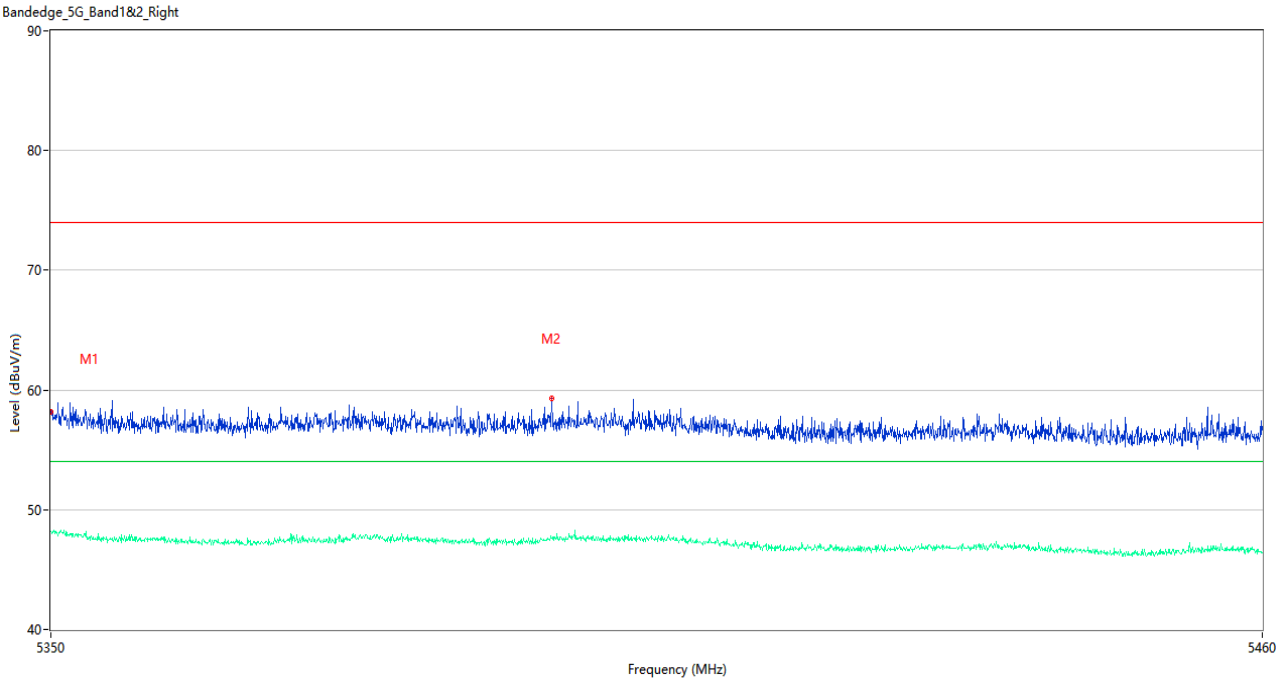

No.	Frequency (MHz)	Results (dBuV/m)	Factor (dB)	Limit (dBuV/m)	Margin (dB)	Detector	Table (Degree)	Height (cm)	Antenna	Verdict
1	5350.000	58.16	5.11	74.0	15.84	Peak	20.00	100	Horizontal	Pass
1**	5350.000	48.17	5.11	54.0	5.83	AV	20.00	100	Horizontal	Pass
2	5395.210	59.30	4.69	74.0	14.70	Peak	247.00	100	Horizontal	Pass
2**	5395.210	47.65	4.69	54.0	6.35	AV	247.00	100	Horizontal	Pass

U-NII-3 11a Low Channel

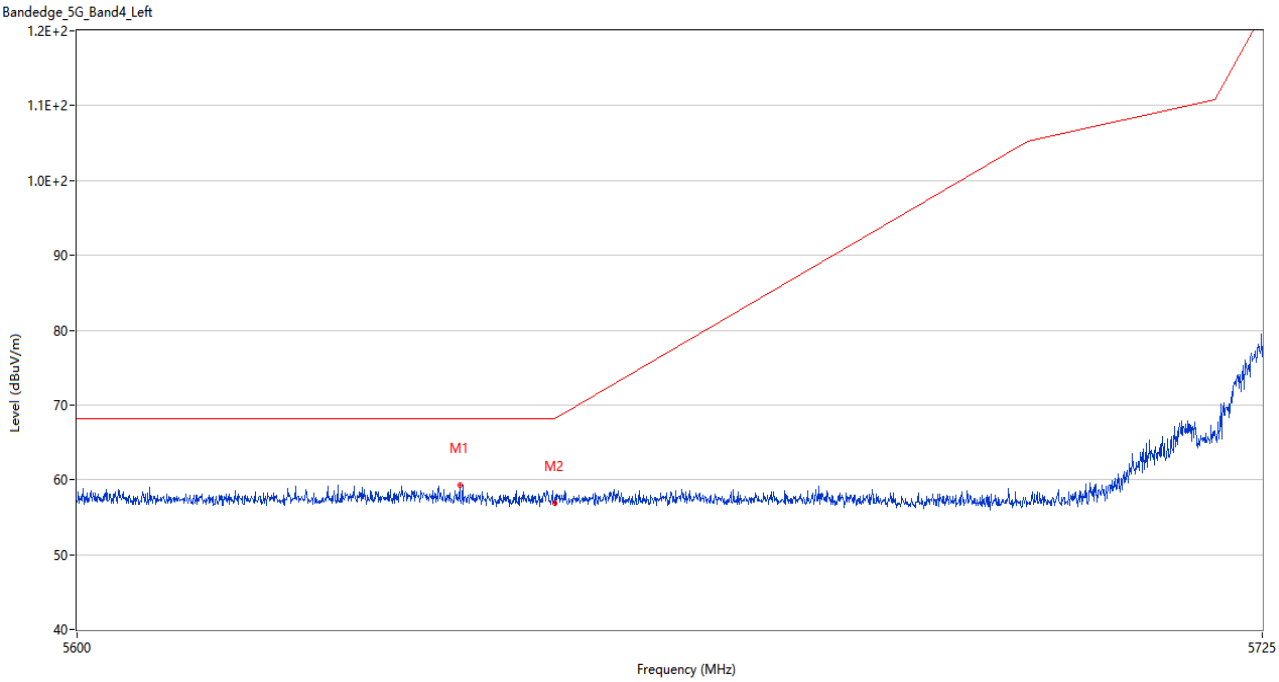

No.	Frequency (MHz)	Results (dBuV/m)	Factor (dB)	Limit (dBuV/m)	Margin (dB)	Detector	Table (Degree)	Height (cm)	Antenna	Verdict
1	5640.062	59.32	4.61	68.2	8.88	Peak	314.00	200	Horizontal	Pass
2	5650.000	56.84	4.41	68.2	11.36	Peak	0.00	150	Horizontal	Pass

U-NII-3 11a High Channel

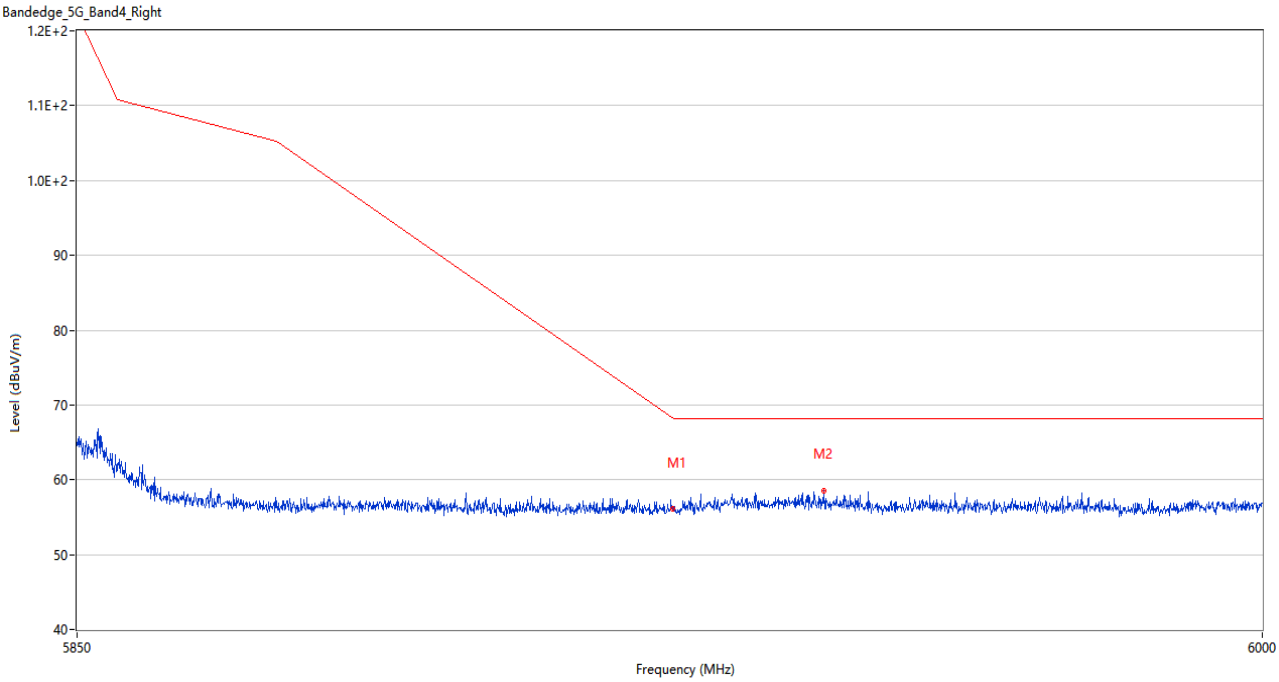

No.	Frequency (MHz)	Results (dBuV/m)	Factor (dB)	Limit (dBuV/m)	Margin (dB)	Detector	Table (Degree)	Height (cm)	Antenna	Verdict
1	5924.925	56.08	3.49	68.3	12.22	Peak	315.00	150	Horizontal	Pass
2	5944.125	58.46	4.20	68.2	9.74	Peak	41.00	150	Horizontal	Pass

U-NII-3 11n20 Low Channel

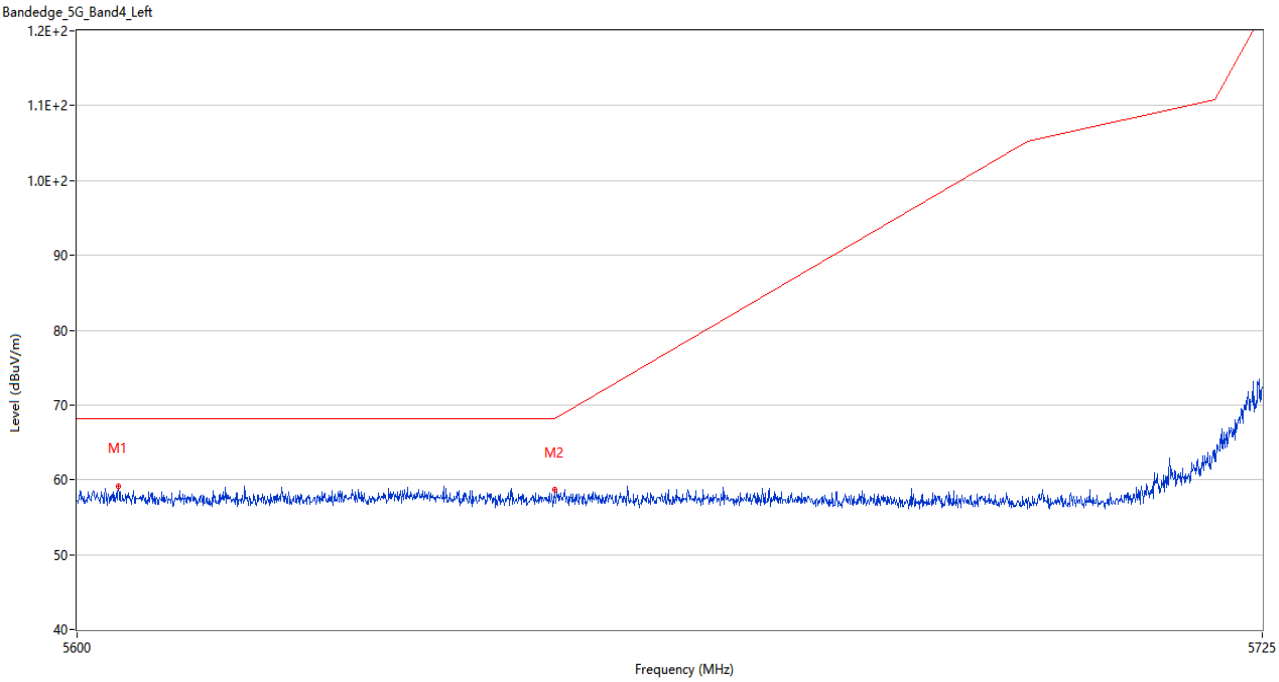

No.	Frequency (MHz)	Results (dBuV/m)	Factor (dB)	Limit (dBuV/m)	Margin (dB)	Detector	Table (Degree)	Height (cm)	Antenna	Verdict
1	5604.313	59.19	5.04	68.2	9.01	Peak	234.00	150	Horizontal	Pass
2	5650.000	58.70	4.41	68.2	9.50	Peak	332.00	100	Horizontal	Pass

U-NII-3 11n20 High Channel

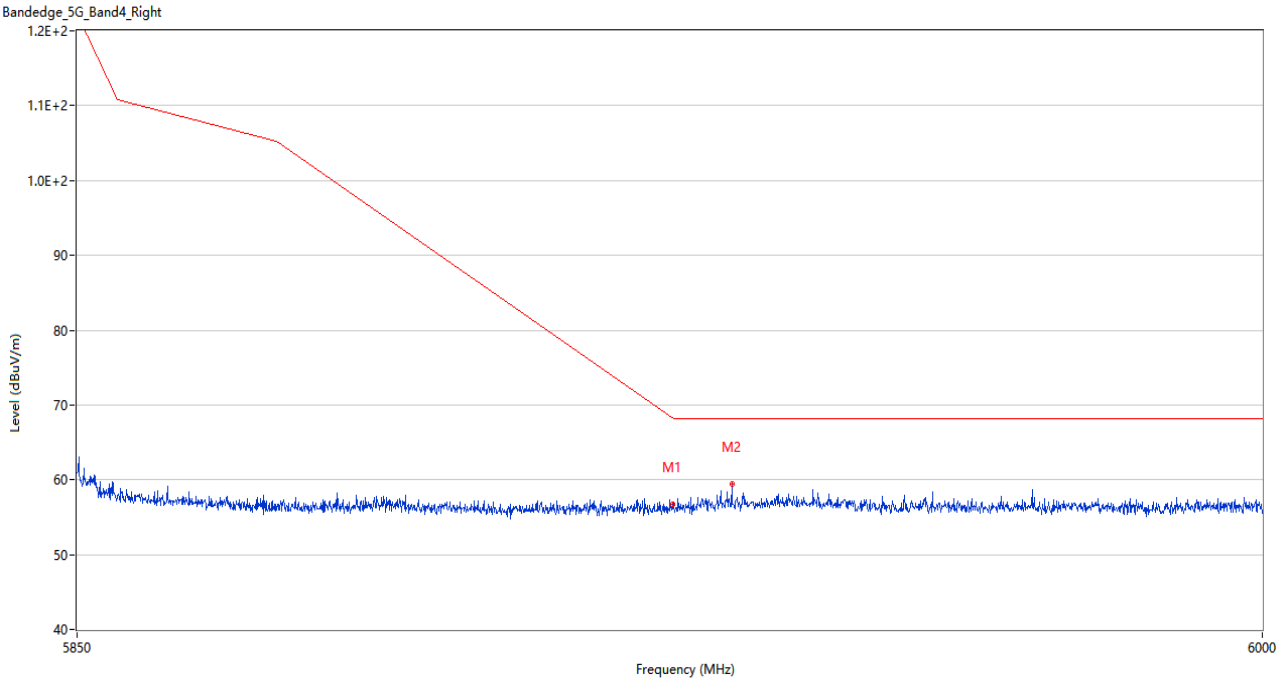

No.	Frequency (MHz)	Results (dBuV/m)	Factor (dB)	Limit (dBuV/m)	Margin (dB)	Detector	Table (Degree)	Height (cm)	Antenna	Verdict
1	5924.925	56.67	3.49	68.3	11.63	Peak	294.00	100	Horizontal	Pass
2	5932.425	59.39	4.23	68.2	8.81	Peak	27.00	100	Horizontal	Pass

U-NII-3 11n40 Low Channel

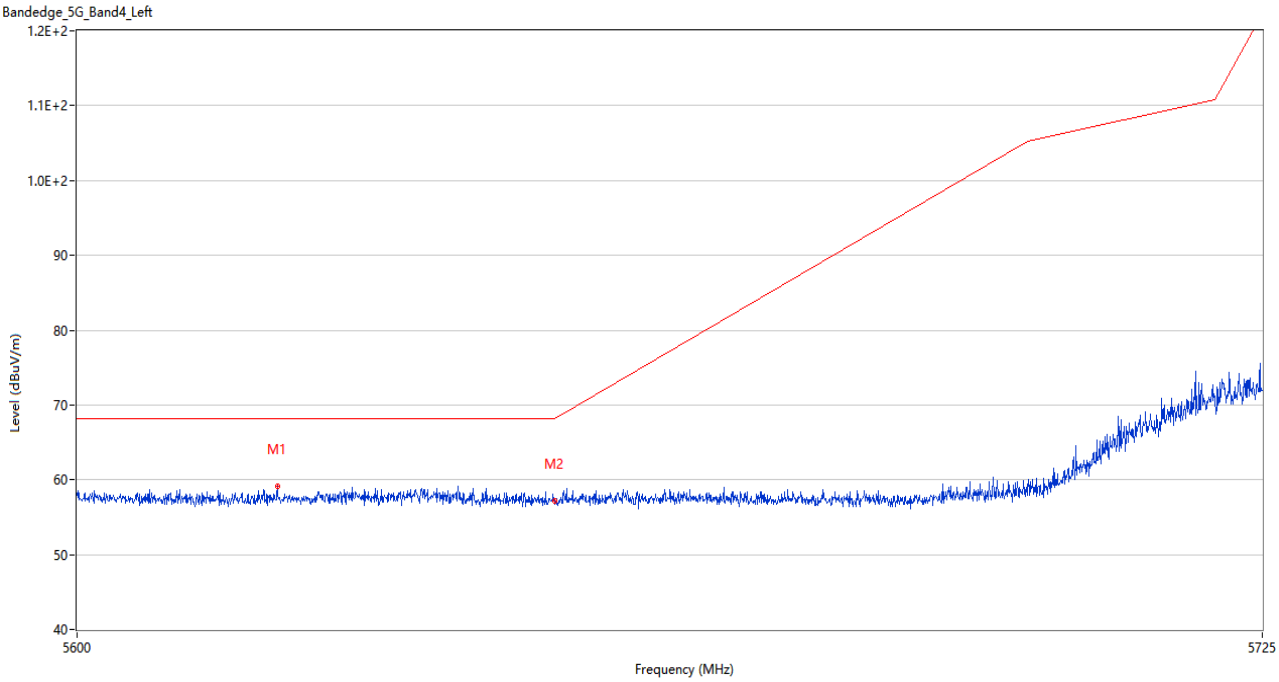

No.	Frequency (MHz)	Results (dBuV/m)	Factor (dB)	Limit (dBuV/m)	Margin (dB)	Detector	Table (Degree)	Height (cm)	Antenna	Verdict
1	5620.938	59.10	4.66	68.2	9.10	Peak	245.00	200	Horizontal	Pass
2	5650.000	57.10	4.41	68.2	11.10	Peak	360.00	150	Horizontal	Pass

U-NII-3 11n40 High Channel

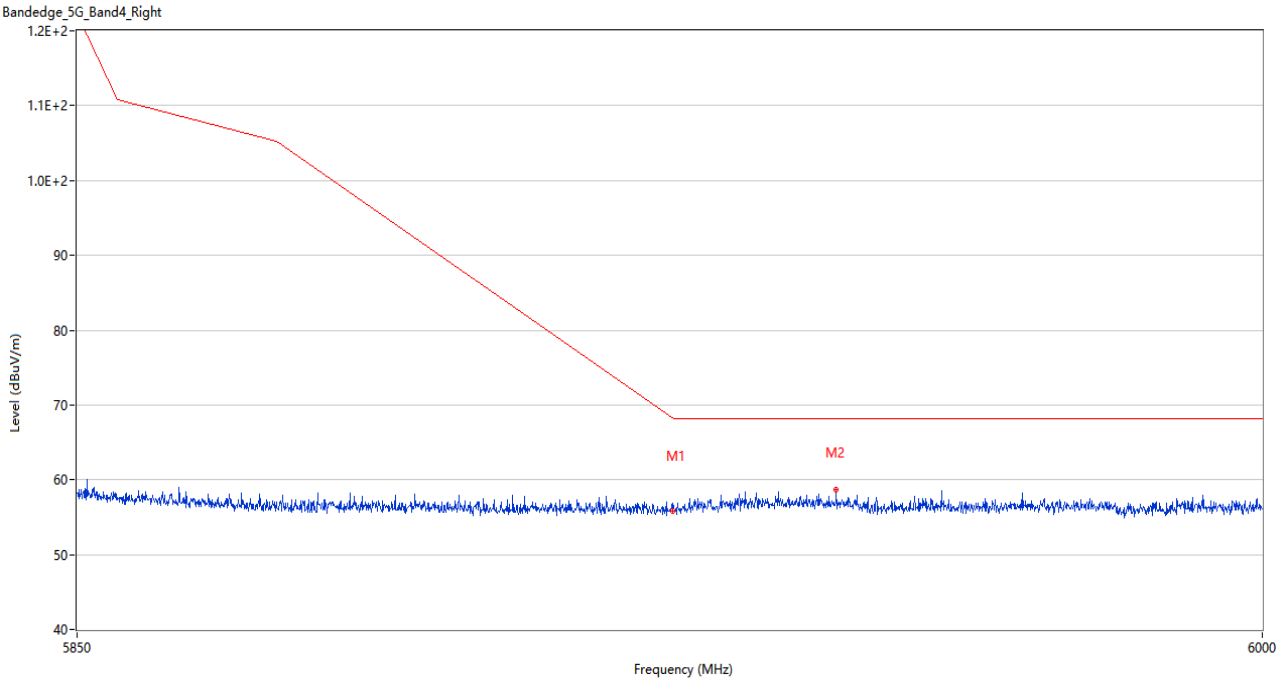

No.	Frequency (MHz)	Results (dBuV/m)	Factor (dB)	Limit (dBuV/m)	Margin (dB)	Detector	Table (Degree)	Height (cm)	Antenna	Verdict
1	5924.925	55.80	3.49	68.3	12.50	Peak	352.00	200	Horizontal	Pass
2	5945.625	58.70	4.16	68.2	9.50	Peak	153.00	200	Horizontal	Pass

U-NII-3 11ac20 Low Channel

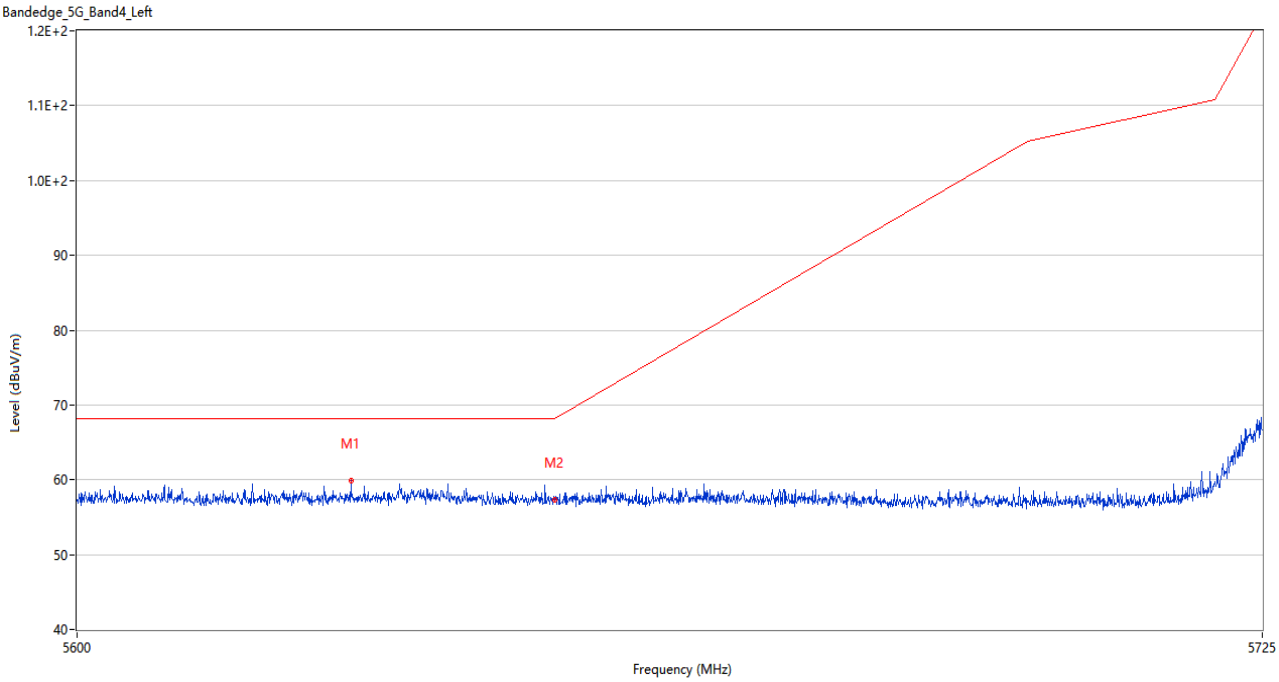

No.	Frequency (MHz)	Results (dBuV/m)	Factor (dB)	Limit (dBuV/m)	Margin (dB)	Detector	Table (Degree)	Height (cm)	Antenna	Verdict
1	5628.625	59.89	4.84	68.2	8.31	Peak	226.00	100	Horizontal	Pass
2	5650.000	57.26	4.41	68.2	10.94	Peak	307.00	100	Horizontal	Pass

U-NII-3 11ac20 High Channel

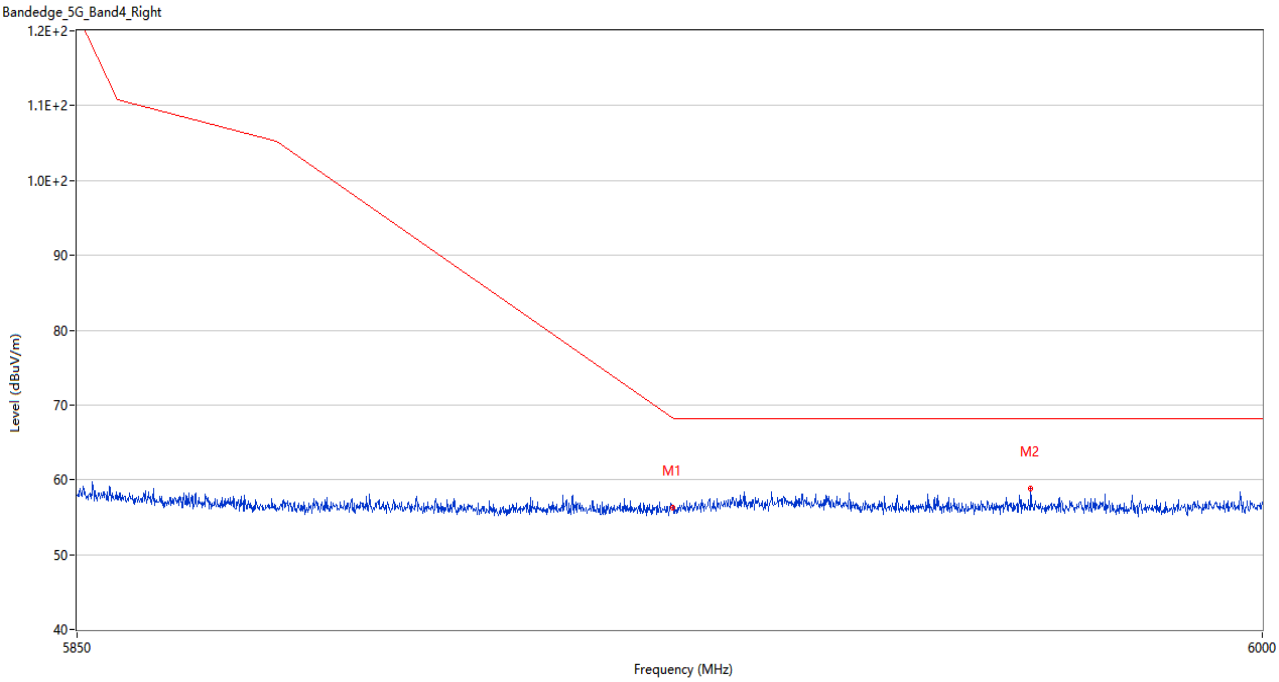

No.	Frequency (MHz)	Results (dBuV/m)	Factor (dB)	Limit (dBuV/m)	Margin (dB)	Detector	Table (Degree)	Height (cm)	Antenna	Verdict
1	5924.925	56.31	3.49	68.3	11.99	Peak	111.00	150	Horizontal	Pass
2	5970.375	58.78	4.08	68.2	9.42	Peak	15.00	200	Horizontal	Pass

U-NII-3 11ac40 Low Channel

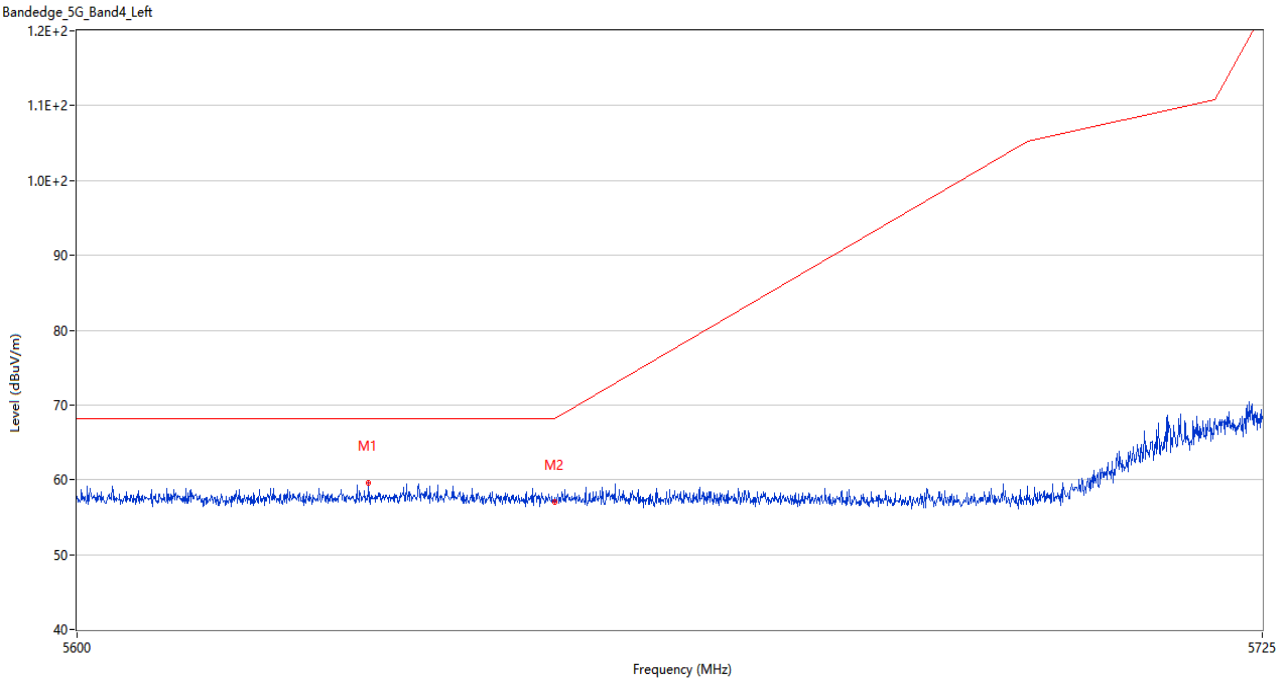

No.	Frequency (MHz)	Results (dBuV/m)	Factor (dB)	Limit (dBuV/m)	Margin (dB)	Detector	Table (Degree)	Height (cm)	Antenna	Verdict
1	5630.500	59.63	4.74	68.2	8.57	Peak	84.00	150	Horizontal	Pass
2	5650.000	57.01	4.41	68.2	11.19	Peak	242.00	200	Horizontal	Pass

U-NII-3 11ac40 High Channel

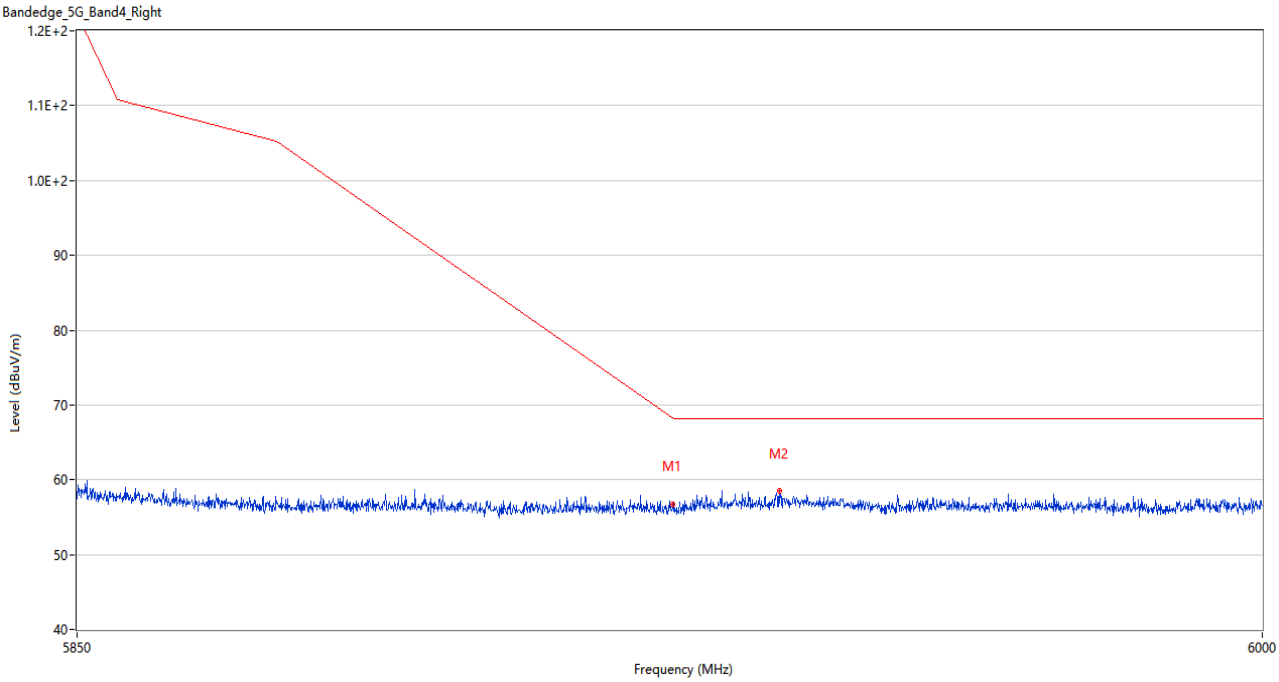

No.	Frequency (MHz)	Results (dBuV/m)	Factor (dB)	Limit (dBuV/m)	Margin (dB)	Detector	Table (Degree)	Height (cm)	Antenna	Verdict
1	5924.925	56.78	3.49	68.3	11.52	Peak	147.00	100	Horizontal	Pass
2	5938.425	58.57	4.32	68.2	9.63	Peak	111.00	200	Horizontal	Pass

U-NII-3 11ac80 Middle Channel

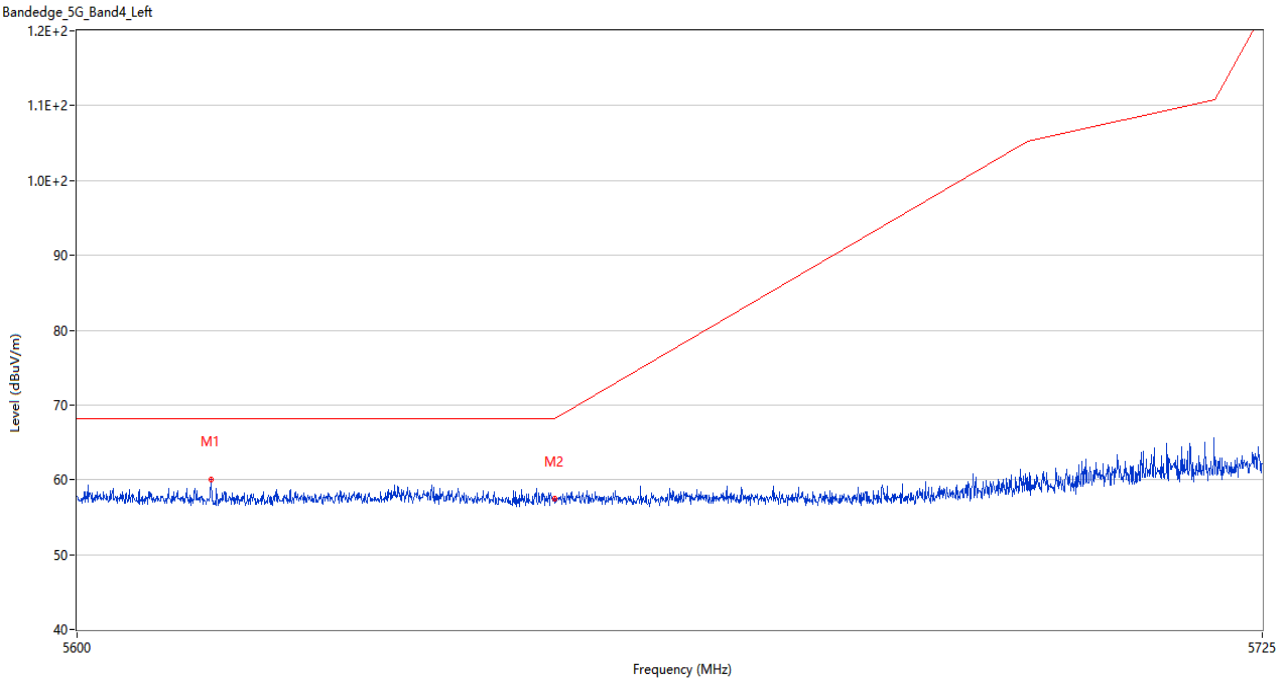

No.	Frequency (MHz)	Results (dBuV/m)	Factor (dB)	Limit (dBuV/m)	Margin (dB)	Detector	Table (Degree)	Height (cm)	Antenna	Verdict
1	5614.000	60.10	4.63	68.2	8.10	Peak	114.00	100	Horizontal	Pass
2	5650.000	57.49	4.41	68.2	10.71	Peak	285.00	150	Horizontal	Pass

U-NII-3 11ac80 Middle Channel

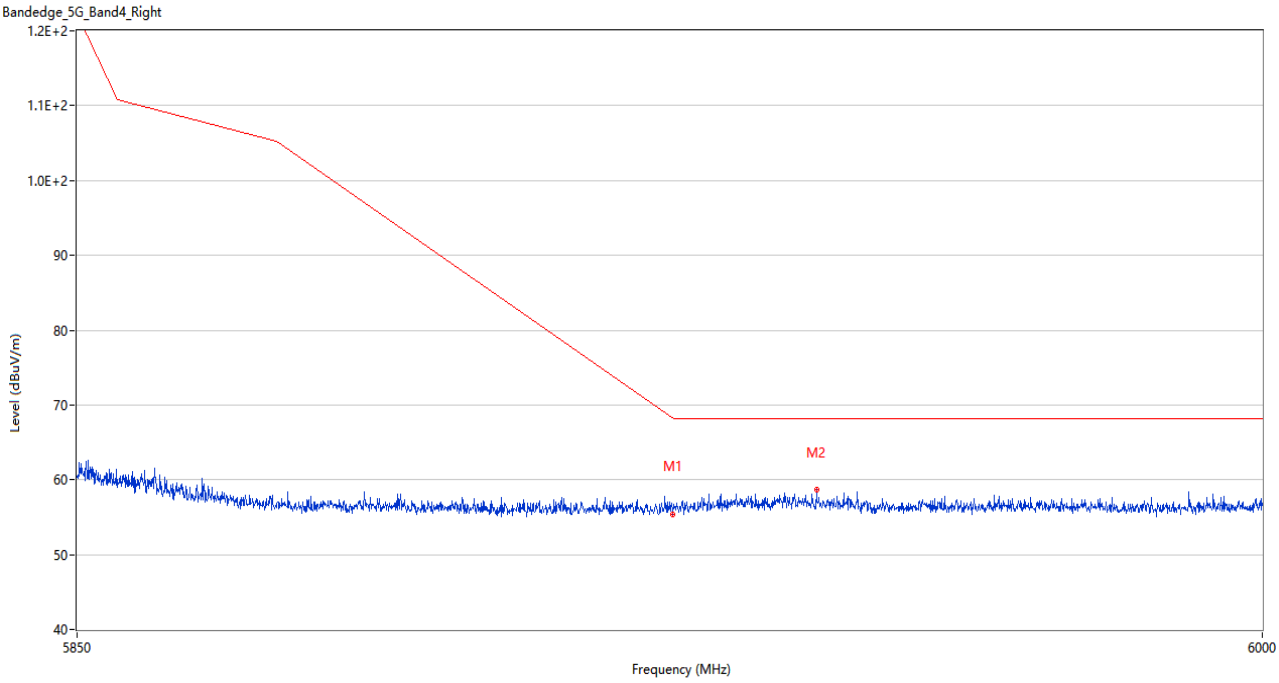

No.	Frequency (MHz)	Results (dBuV/m)	Factor (dB)	Limit (dBuV/m)	Margin (dB)	Detector	Table (Degree)	Height (cm)	Antenna	Verdict
1	5924.925	55.39	3.49	68.3	12.91	Peak	22.00	200	Horizontal	Pass
2	5943.150	58.61	4.27	68.2	9.59	Peak	103.00	200	Horizontal	Pass

U-NII-3 11ax20 (SU) Low Channel

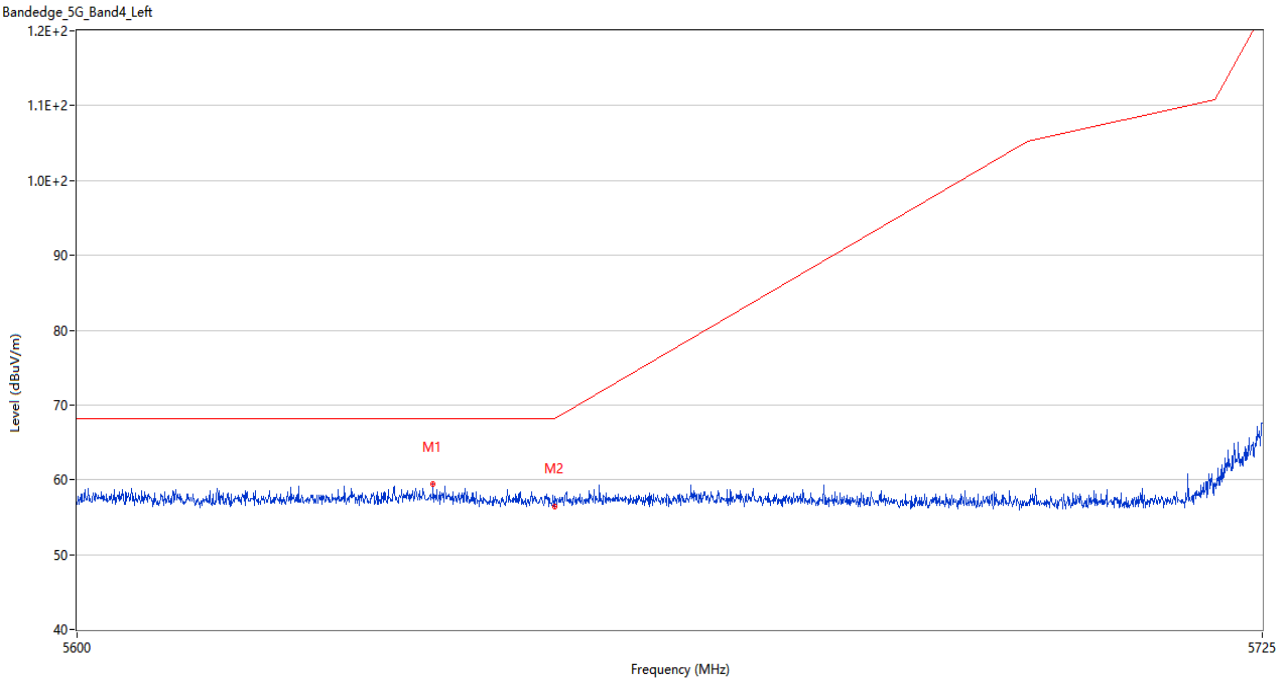

No.	Frequency (MHz)	Results (dBuV/m)	Factor (dB)	Limit (dBuV/m)	Margin (dB)	Detector	Table (Degree)	Height (cm)	Antenna	Verdict
1	5637.250	59.41	4.87	68.2	8.79	Peak	15.00	150	Horizontal	Pass
2	5650.000	56.48	4.41	68.2	11.72	Peak	85.00	100	Horizontal	Pass

U-NII-3 11ax20 (SU) High Channel

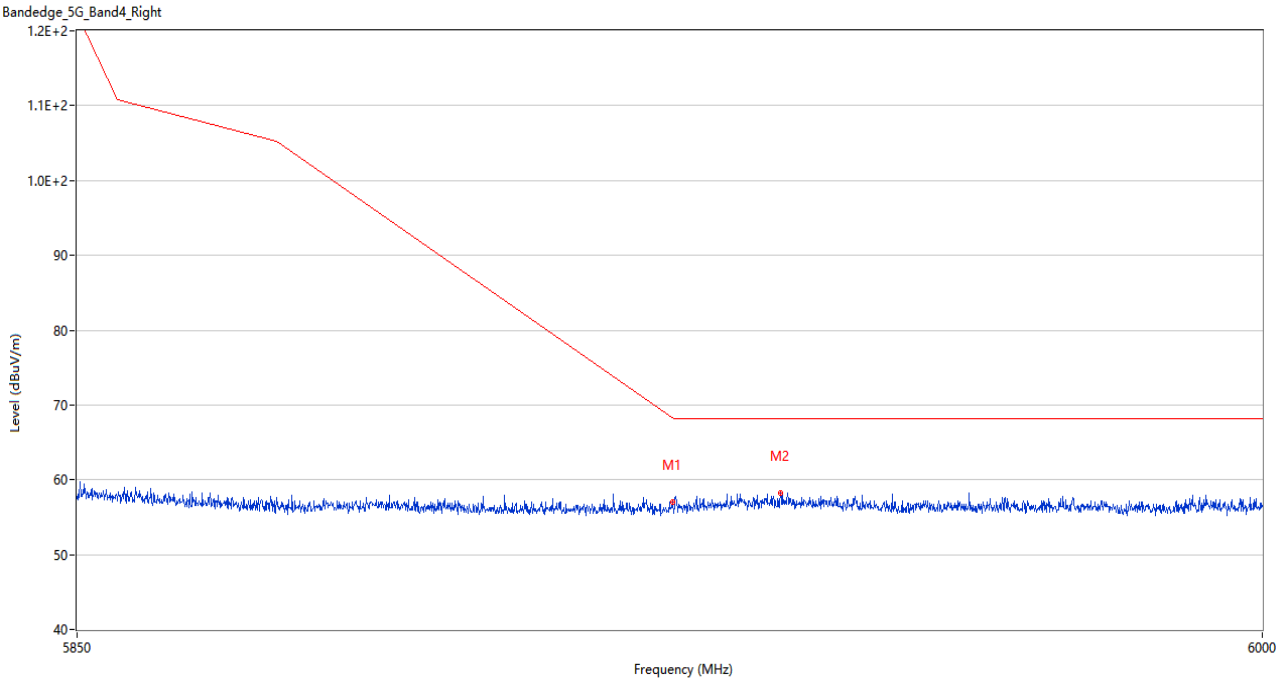

No.	Frequency (MHz)	Results (dBuV/m)	Factor (dB)	Limit (dBuV/m)	Margin (dB)	Detector	Table (Degree)	Height (cm)	Antenna	Verdict
1	5924.925	57.02	3.49	68.3	11.28	Peak	54.00	200	Horizontal	Pass
2	5938.575	58.21	4.33	68.2	9.99	Peak	17.00	200	Horizontal	Pass

U-NII-3 11ax40 (SU) Low Channel

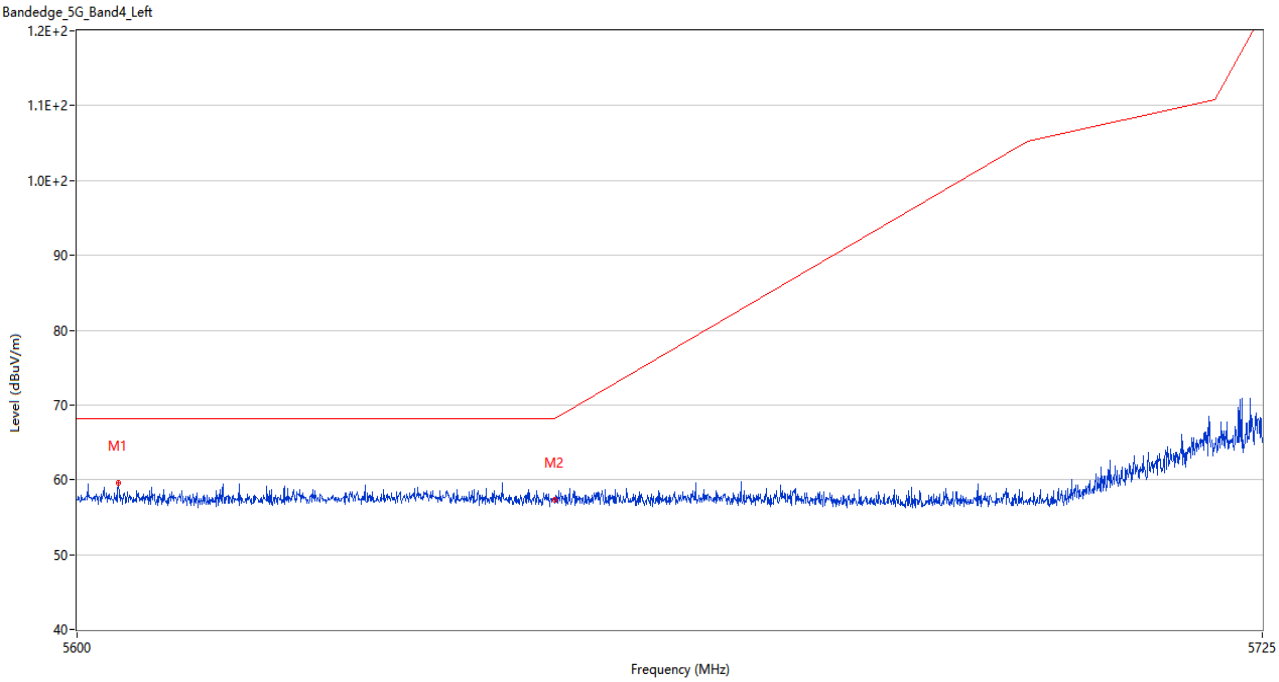

No.	Frequency (MHz)	Results (dBuV/m)	Factor (dB)	Limit (dBuV/m)	Margin (dB)	Detector	Table (Degree)	Height (cm)	Antenna	Verdict
1	5604.313	59.60	5.04	68.2	8.60	Peak	238.00	200	Horizontal	Pass
2	5650.000	57.27	4.41	68.2	10.93	Peak	67.00	150	Horizontal	Pass

U-NII-3 11ax40 (SU) High Channel

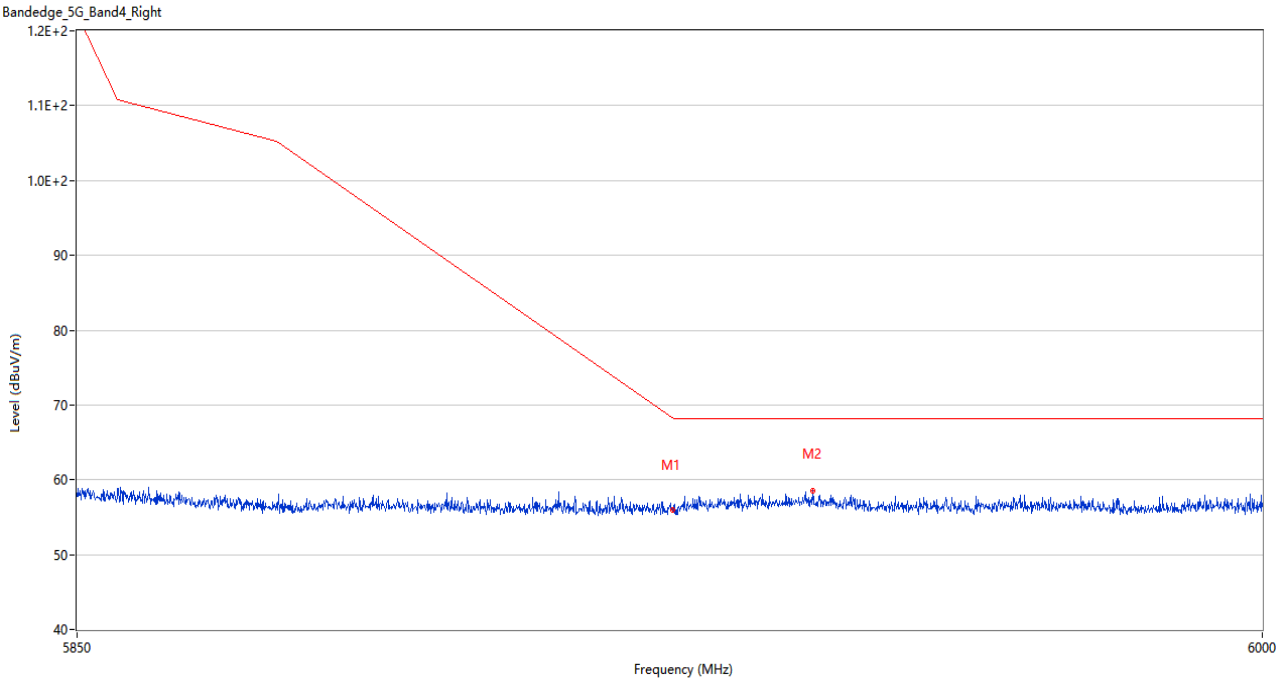

No.	Frequency (MHz)	Results (dBuV/m)	Factor (dB)	Limit (dBuV/m)	Margin (dB)	Detector	Table (Degree)	Height (cm)	Antenna	Verdict
1	5924.925	55.99	3.49	68.3	12.31	Peak	313.00	200	Horizontal	Pass
2	5942.700	58.47	4.31	68.2	9.73	Peak	228.00	200	Horizontal	Pass

U-NII-3 11ax80 (SU) Middle Channel

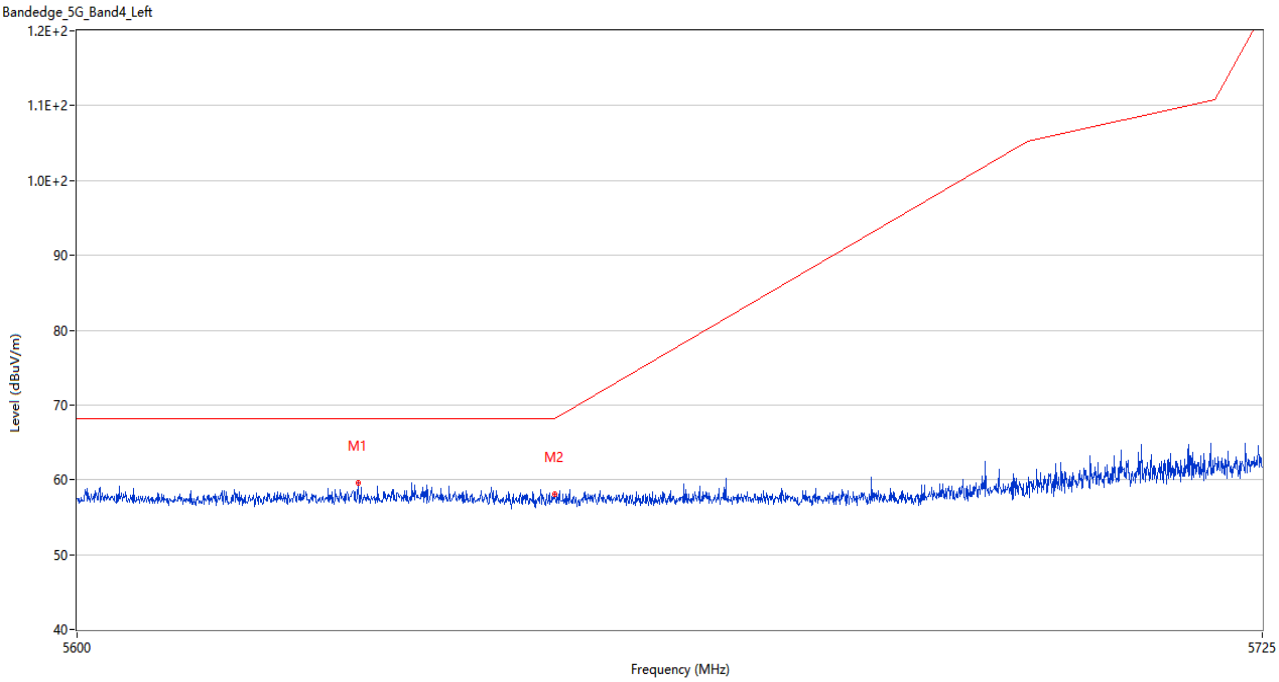

No.	Frequency (MHz)	Results (dBuV/m)	Factor (dB)	Limit (dBuV/m)	Margin (dB)	Detector	Table (Degree)	Height (cm)	Antenna	Verdict
1	5629.375	59.61	4.83	68.2	8.59	Peak	57.00	200	Horizontal	Pass
2	5650.000	58.08	4.41	68.2	10.12	Peak	276.00	200	Horizontal	Pass

U-NII-3 11ax80 (SU) Middle Channel

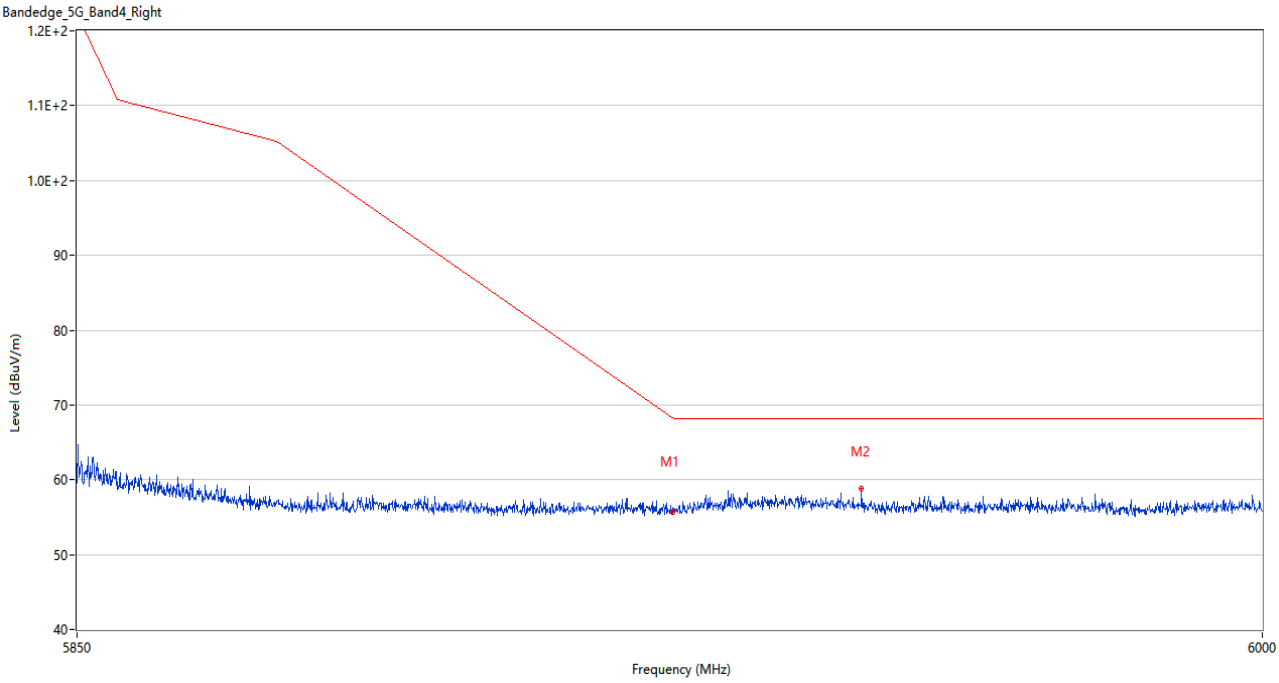

No.	Frequency (MHz)	Results (dBuV/m)	Factor (dB)	Limit (dBuV/m)	Margin (dB)	Detector	Table (Degree)	Height (cm)	Antenna	Verdict
1	5924.925	55.71	3.49	68.3	12.59	Peak	339.00	200	Horizontal	Pass
2	5948.850	58.81	3.75	68.2	9.39	Peak	149.00	100	Horizontal	Pass

MIMO

U-NII-1 11n20 Low Channel

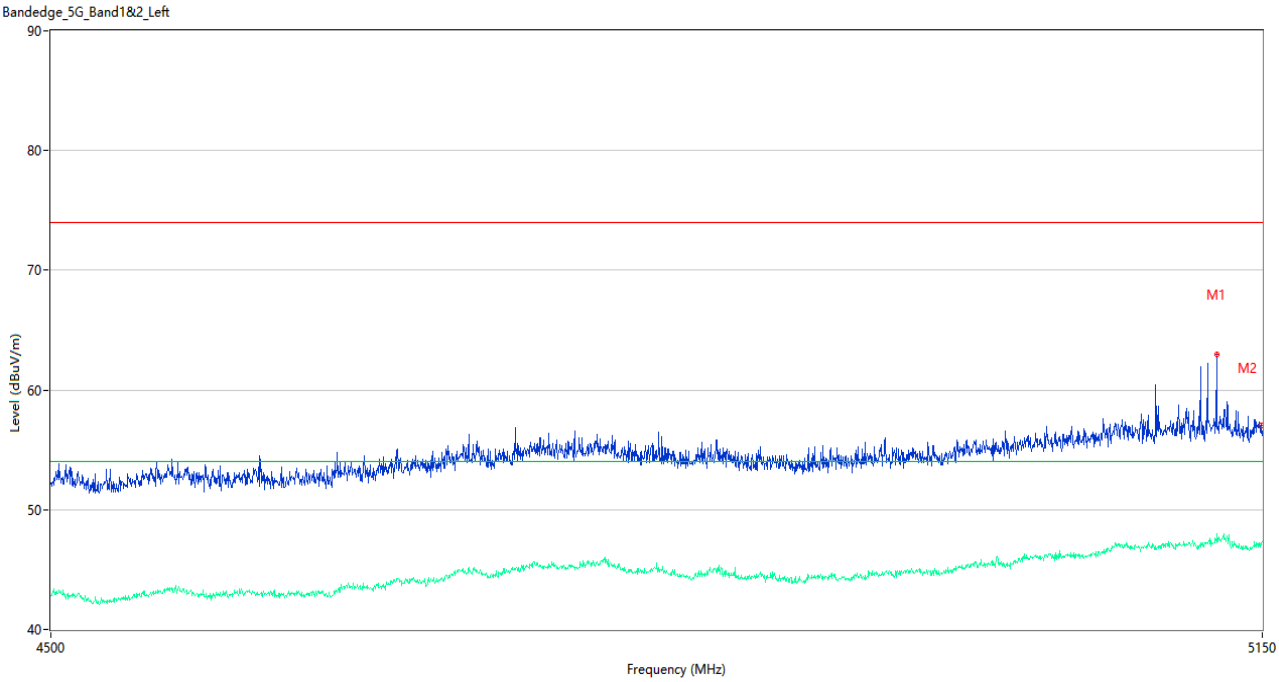

No.	Frequency (MHz)	Results (dBuV/m)	Factor (dB)	Limit (dBuV/m)	Margin (dB)	Detector	Table (Degree)	Height (cm)	Antenna	Verdict
1	5124.000	62.96	4.51	74.0	11.04	Peak	278.00	200	Horizontal	Pass
1**	5124.000	47.28	4.51	54.0	6.72	AV	278.00	200	Horizontal	Pass
2	5149.675	57.00	4.06	74.0	17.00	Peak	106.00	100	Horizontal	Pass
2**	5149.675	47.11	4.06	54.0	6.89	AV	106.00	100	Horizontal	Pass

U-NII-1 11n20 High Channel

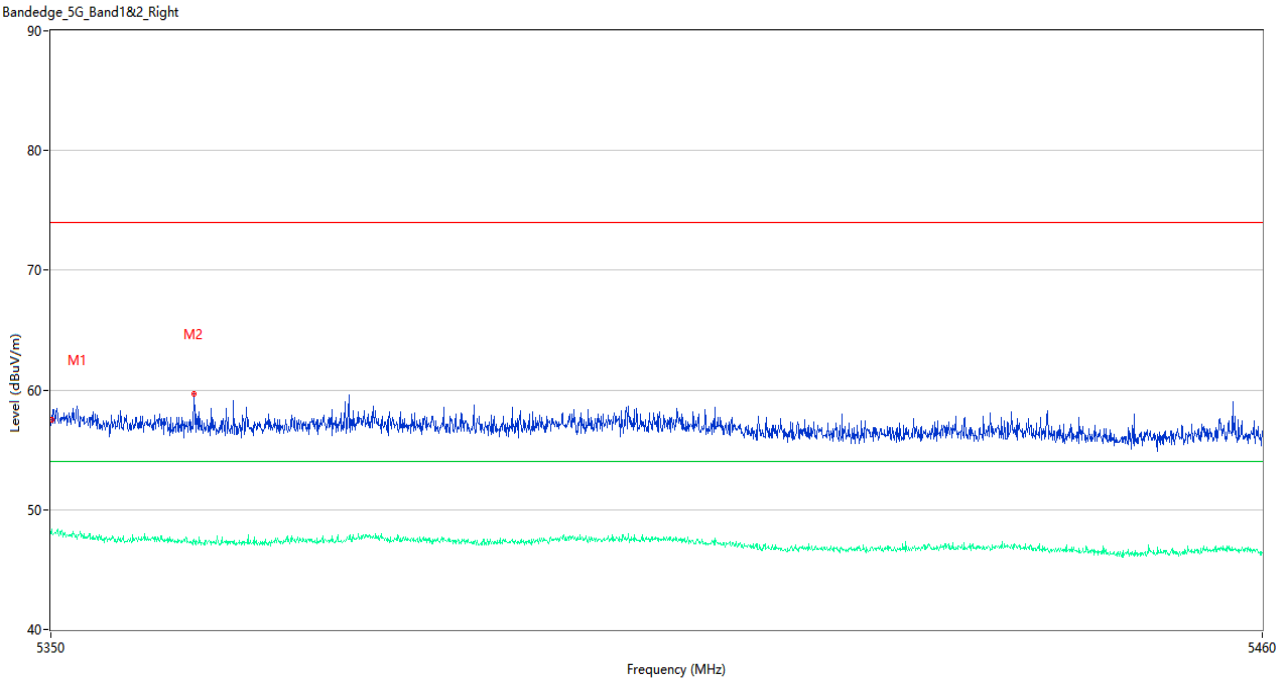

No.	Frequency (MHz)	Results (dBuV/m)	Factor (dB)	Limit (dBuV/m)	Margin (dB)	Detector	Table (Degree)	Height (cm)	Antenna	Verdict
1	5350.055	57.55	5.10	74.0	16.45	Peak	39.00	200	Horizontal	Pass
1**	5350.055	48.41	5.10	54.0	5.59	AV	39.00	200	Horizontal	Pass
2	5362.870	59.67	4.48	74.0	14.33	Peak	126.00	200	Horizontal	Pass
2**	5362.870	47.58	4.48	54.0	6.42	AV	126.00	200	Horizontal	Pass

U-NII-1 11n40 Low Channel

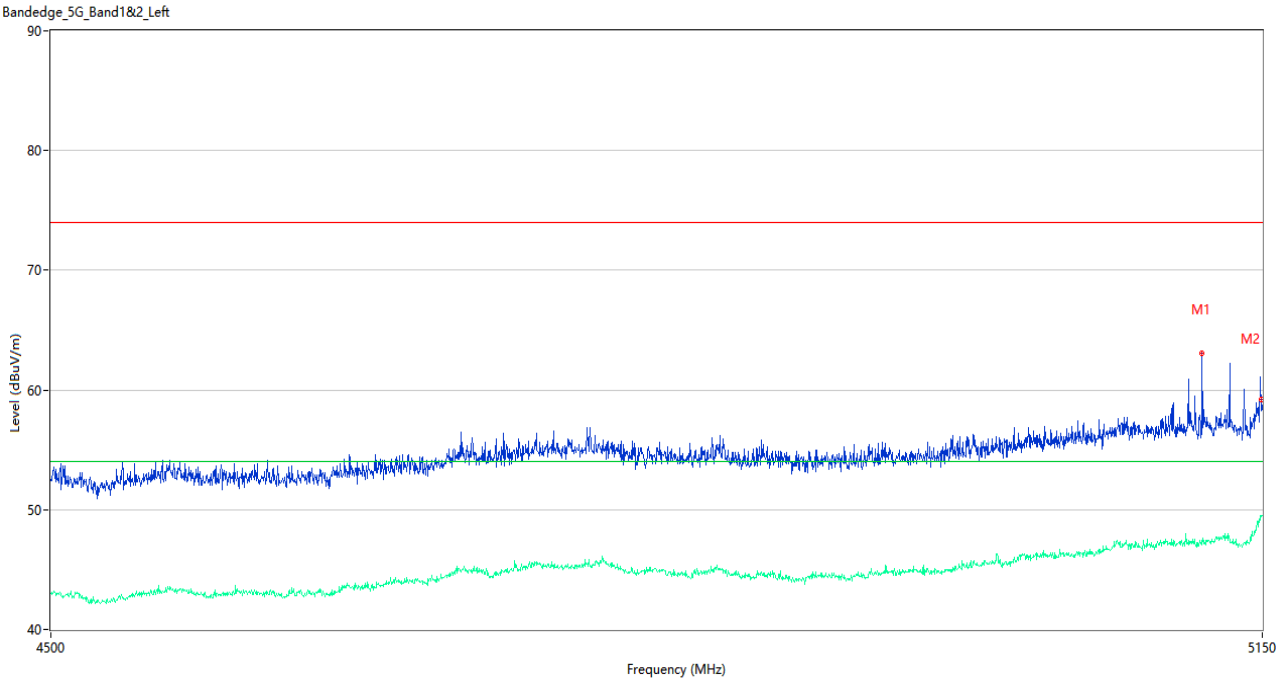

No.	Frequency (MHz)	Results (dBuV/m)	Factor (dB)	Limit (dBuV/m)	Margin (dB)	Detector	Table (Degree)	Height (cm)	Antenna	Verdict
1	5115.550	63.10	4.40	74.0	10.90	Peak	307.00	100	Horizontal	Pass
1**	5115.550	47.25	4.40	54.0	6.75	AV	307.00	100	Horizontal	Pass
2	5149.675	59.18	4.06	74.0	14.82	Peak	254.00	150	Horizontal	Pass
2**	5149.675	49.40	4.06	54.0	4.60	AV	254.00	150	Horizontal	Pass

U-NII-1 11n40 High Channel

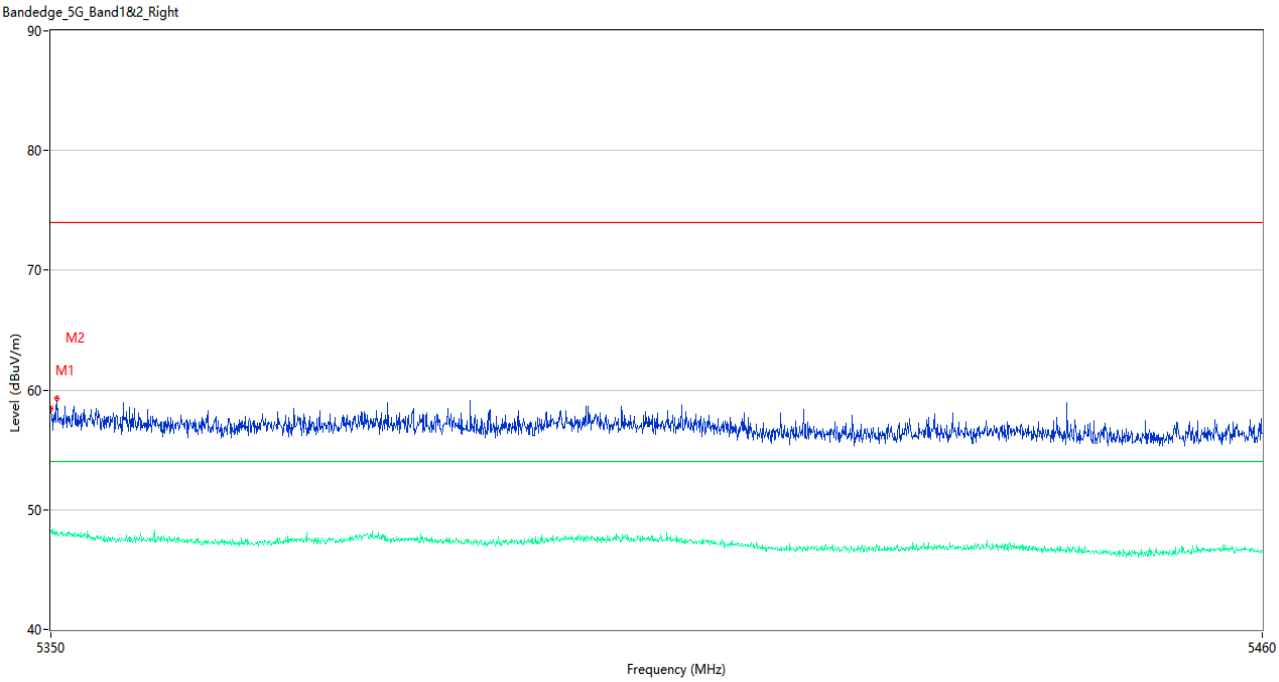

No.	Frequency (MHz)	Results (dBuV/m)	Factor (dB)	Limit (dBuV/m)	Margin (dB)	Detector	Table (Degree)	Height (cm)	Antenna	Verdict
1	5350.000	58.47	5.11	74.0	15.53	Peak	328.00	100	Horizontal	Pass
1**	5350.000	48.21	5.11	54.0	5.79	AV	328.00	100	Horizontal	Pass
2	5350.550	59.35	5.04	74.0	14.65	Peak	159.00	100	Horizontal	Pass
2**	5350.550	48.18	5.04	54.0	5.82	AV	159.00	100	Horizontal	Pass

U-NII-1 11ac20 Low Channel

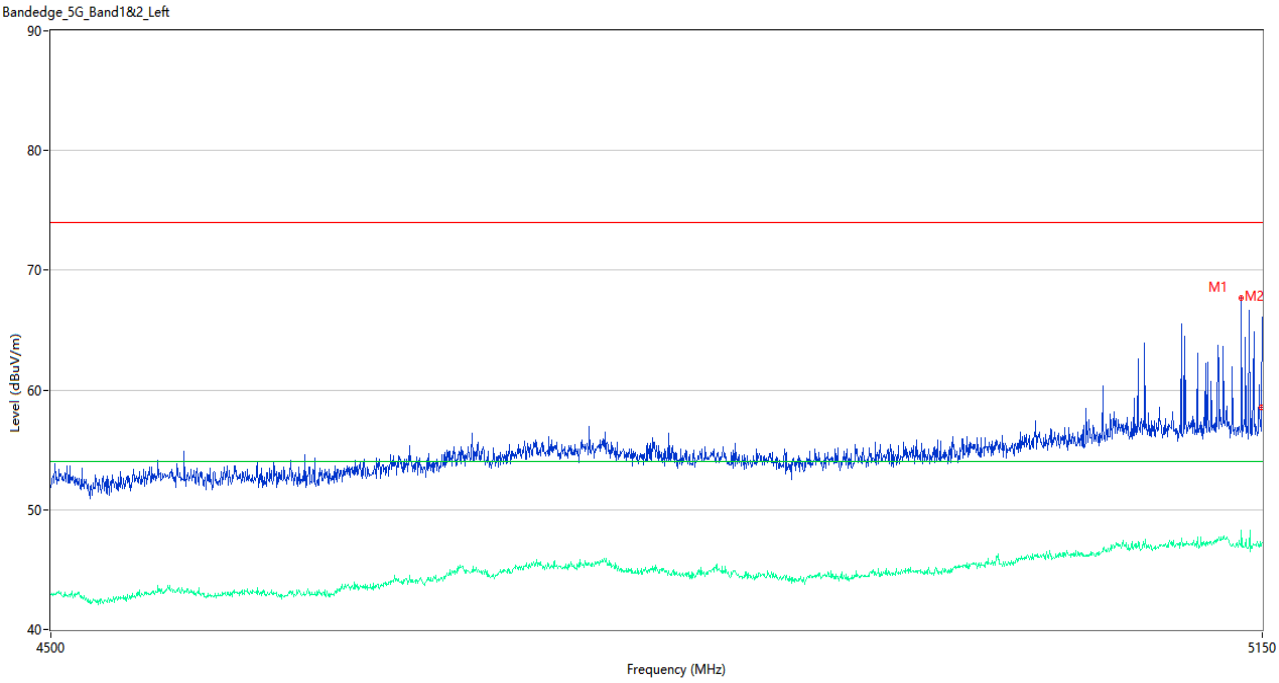

No.	Frequency (MHz)	Results (dBuV/m)	Factor (dB)	Limit (dBuV/m)	Margin (dB)	Detector	Table (Degree)	Height (cm)	Antenna	Verdict
1	5137.975	67.71	3.86	74.0	6.29	Peak	256.00	150	Horizontal	Pass
1**	5137.975	48.26	3.86	54.0	5.74	AV	256.00	150	Horizontal	Pass
2	5149.675	58.57	4.06	74.0	15.43	Peak	360.00	150	Horizontal	Pass
2**	5149.675	47.14	4.06	54.0	6.86	AV	360.00	150	Horizontal	Pass

U-NII-1 11ac20 High Channel

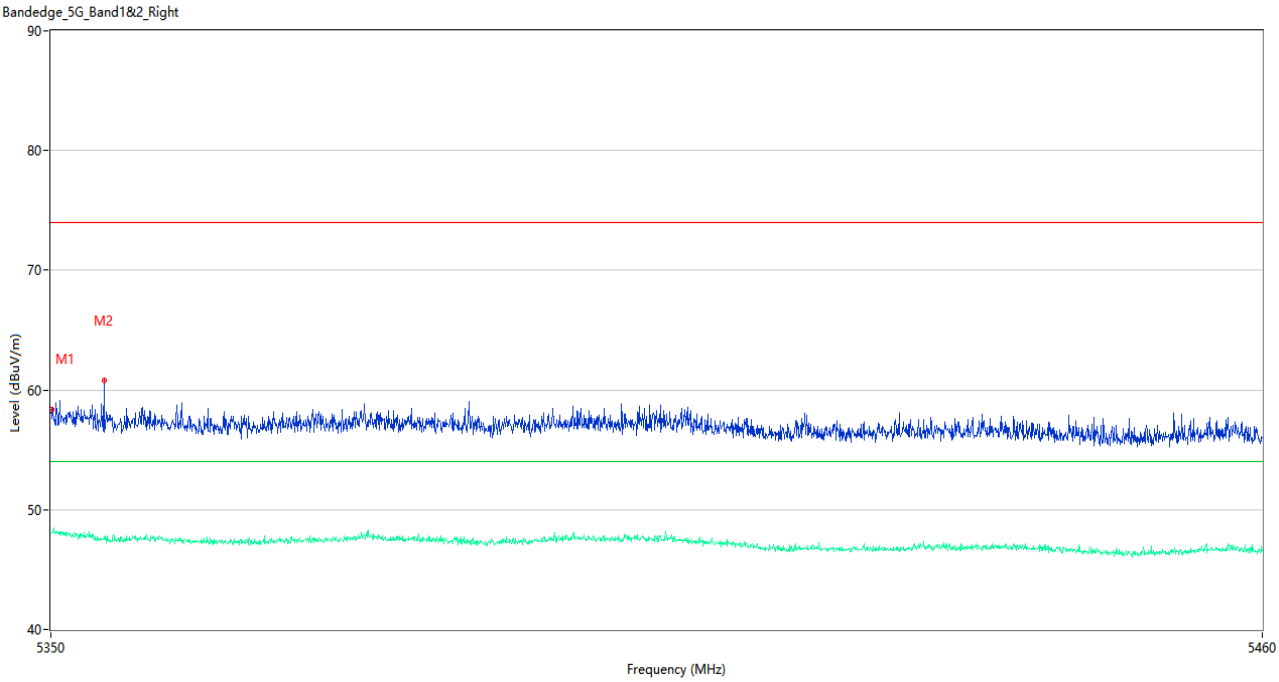

No.	Frequency (MHz)	Results (dBuV/m)	Factor (dB)	Limit (dBuV/m)	Margin (dB)	Detector	Table (Degree)	Height (cm)	Antenna	Verdict
1	5350.055	58.41	5.10	74.0	15.59	Peak	262.00	200	Horizontal	Pass
1**	5350.055	48.11	5.10	54.0	5.89	AV	262.00	200	Horizontal	Pass
2	5354.785	60.84	4.60	74.0	13.16	Peak	255.00	200	Horizontal	Pass
2**	5354.785	47.54	4.60	54.0	6.46	AV	255.00	200	Horizontal	Pass

U-NII-1 11ac40 Low Channel

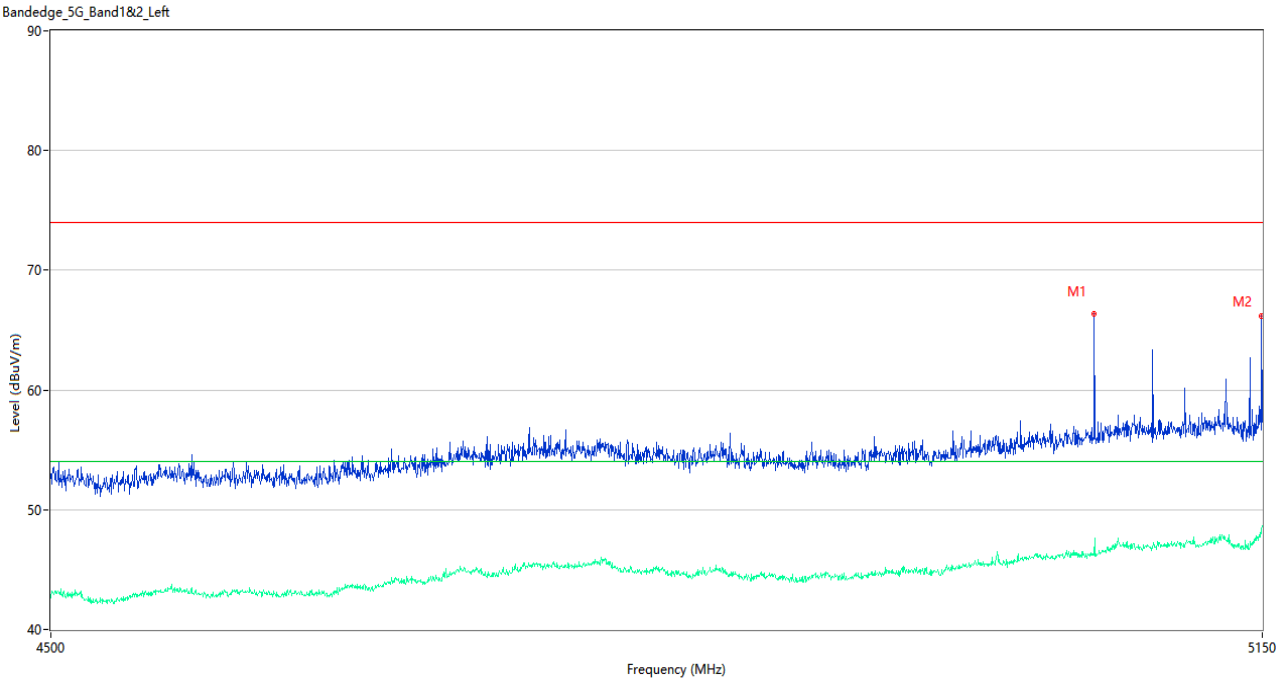

No.	Frequency (MHz)	Results (dBuV/m)	Factor (dB)	Limit (dBuV/m)	Margin (dB)	Detector	Table (Degree)	Height (cm)	Antenna	Verdict
1	5054.450	66.32	3.85	74.0	7.68	Peak	254.00	150	Horizontal	Pass
1**	5054.450	46.22	3.85	54.0	7.78	AV	254.00	150	Horizontal	Pass
2	5149.675	66.18	4.06	74.0	7.82	Peak	225.00	200	Horizontal	Pass
2**	5149.675	48.29	4.06	54.0	5.71	AV	225.00	200	Horizontal	Pass

U-NII-1 11ac40 High Channel

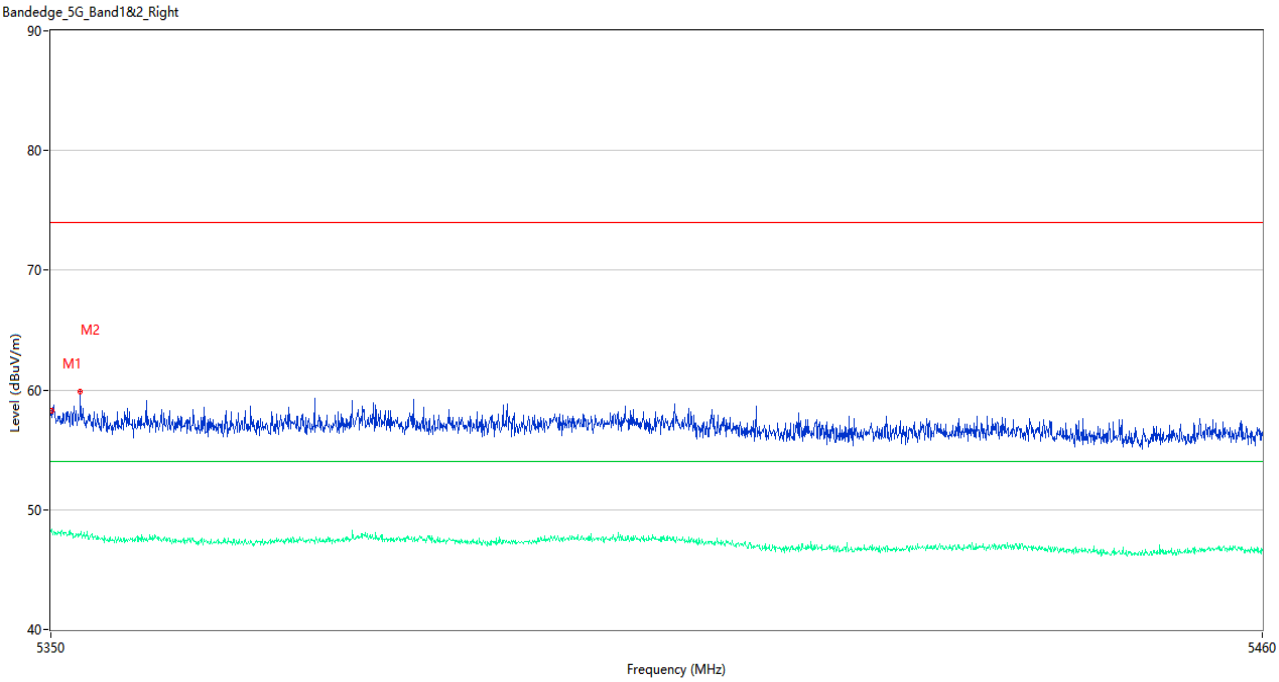

No.	Frequency (MHz)	Results (dBuV/m)	Factor (dB)	Limit (dBuV/m)	Margin (dB)	Detector	Table (Degree)	Height (cm)	Antenna	Verdict
1	5350.055	58.22	5.10	74.0	15.78	Peak	318.00	150	Horizontal	Pass
1**	5350.055	48.34	5.10	54.0	5.66	AV	318.00	150	Horizontal	Pass
2	5352.640	59.87	4.90	74.0	14.13	Peak	298.00	100	Horizontal	Pass
2**	5352.640	47.88	4.90	54.0	6.12	AV	298.00	100	Horizontal	Pass

U-NII-1 11ac80 Middle Channel

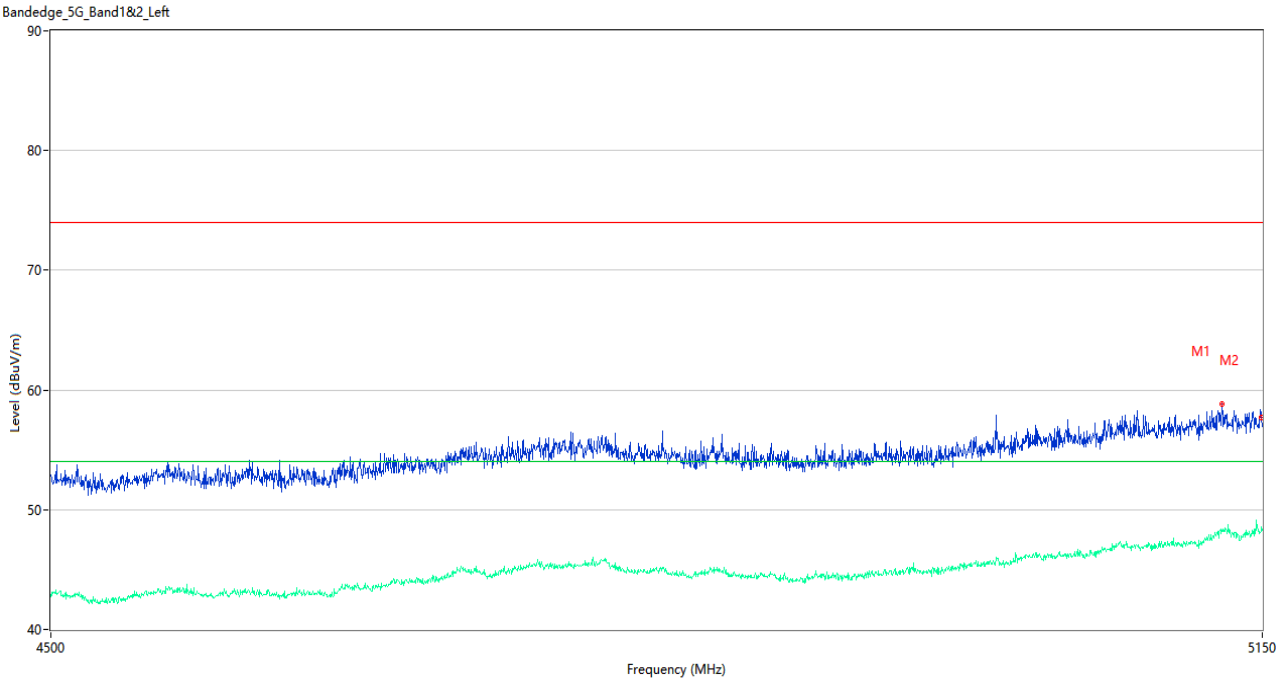

No.	Frequency (MHz)	Results (dBuV/m)	Factor (dB)	Limit (dBuV/m)	Margin (dB)	Detector	Table (Degree)	Height (cm)	Antenna	Verdict
1	5126.925	58.79	4.52	74.0	15.21	Peak	254.00	200	Horizontal	Pass
1**	5126.925	48.29	4.52	54.0	5.71	AV	254.00	200	Horizontal	Pass
2	5149.675	57.71	4.06	74.0	16.29	Peak	295.00	150	Horizontal	Pass
2**	5149.675	48.58	4.06	54.0	5.42	AV	295.00	150	Horizontal	Pass

U-NII-1 11ac80 Middle Channel

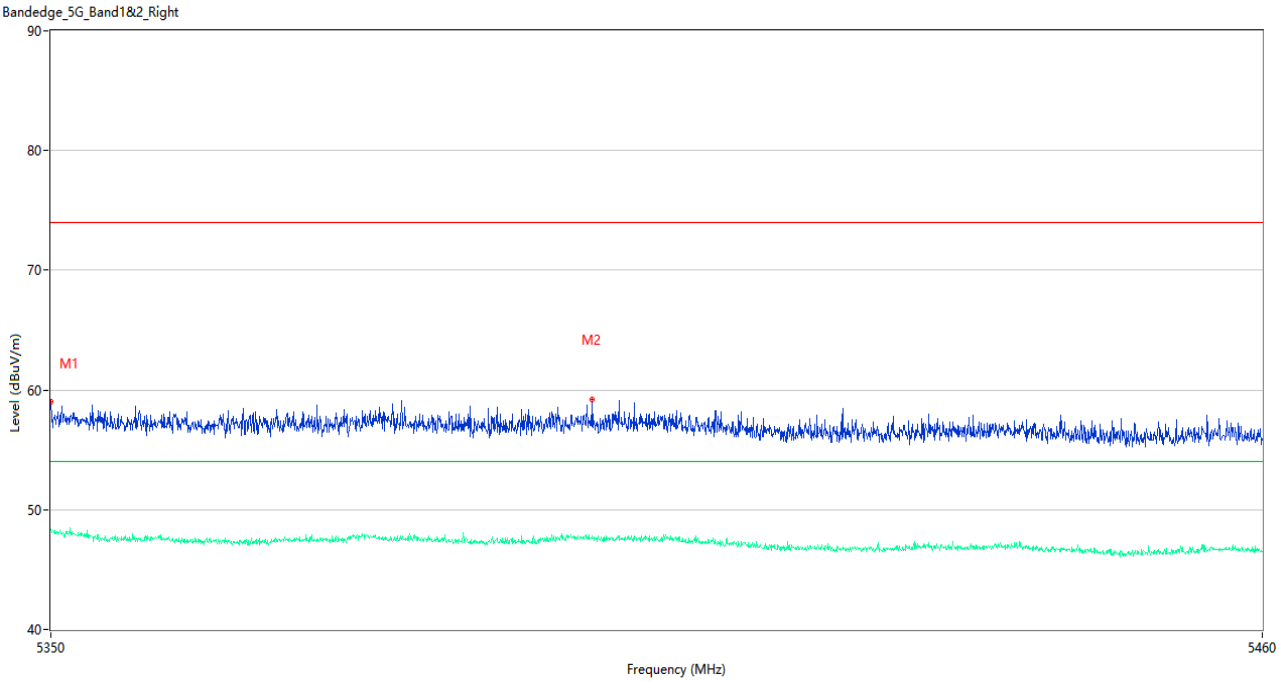

No.	Frequency (MHz)	Results (dBuV/m)	Factor (dB)	Limit (dBuV/m)	Margin (dB)	Detector	Table (Degree)	Height (cm)	Antenna	Verdict
1	5350.000	59.02	5.11	74.0	14.98	Peak	209.00	200	Horizontal	Pass
1**	5350.000	48.37	5.11	54.0	5.63	AV	209.00	200	Horizontal	Pass
2	5398.895	59.20	4.69	74.0	14.80	Peak	287.00	200	Horizontal	Pass
2**	5398.895	47.79	4.69	54.0	6.21	AV	287.00	200	Horizontal	Pass

U-NII-1 11ax20 (SU) Low Channel

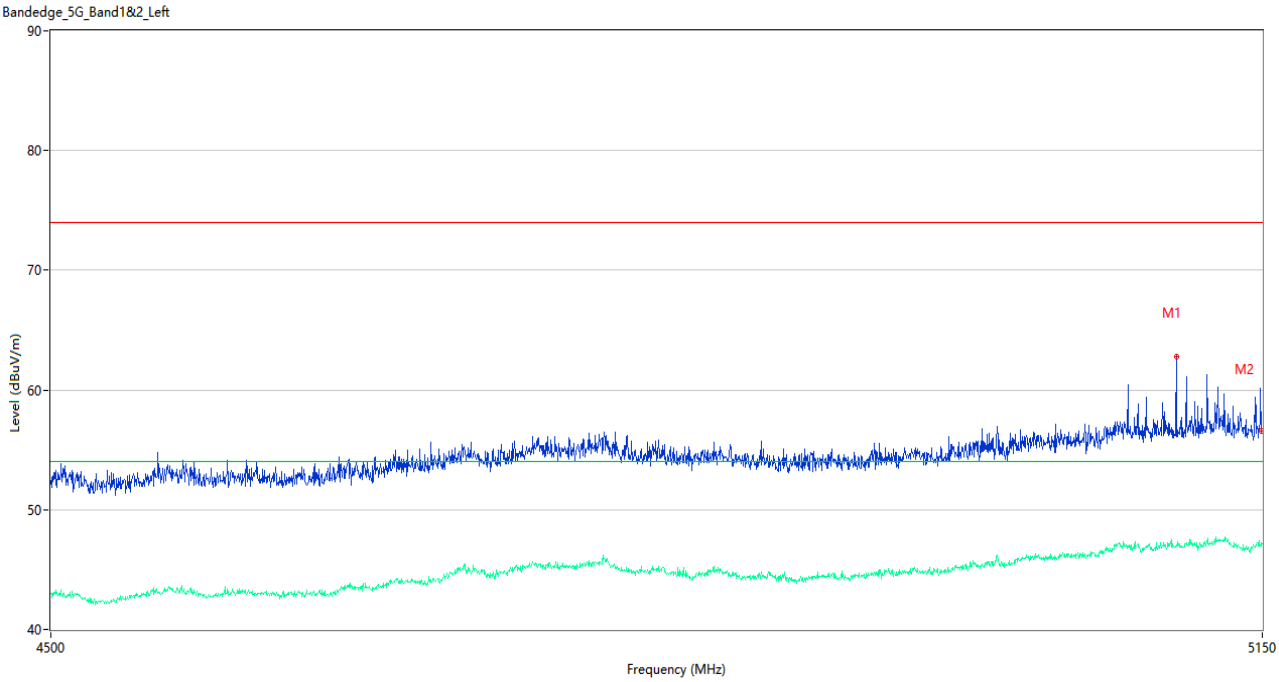

No.	Frequency (MHz)	Results (dBuV/m)	Factor (dB)	Limit (dBuV/m)	Margin (dB)	Detector	Table (Degree)	Height (cm)	Antenna	Verdict
1	5100.925	62.74	4.19	74.0	11.26	Peak	254.00	200	Horizontal	Pass
1**	5100.925	47.00	4.19	54.0	7.00	AV	254.00	200	Horizontal	Pass
2	5149.675	56.61	4.06	74.0	17.39	Peak	323.00	200	Horizontal	Pass
2**	5149.675	47.00	4.06	54.0	7.00	AV	323.00	200	Horizontal	Pass

U-NII-1 11ax20 (SU) High Channel

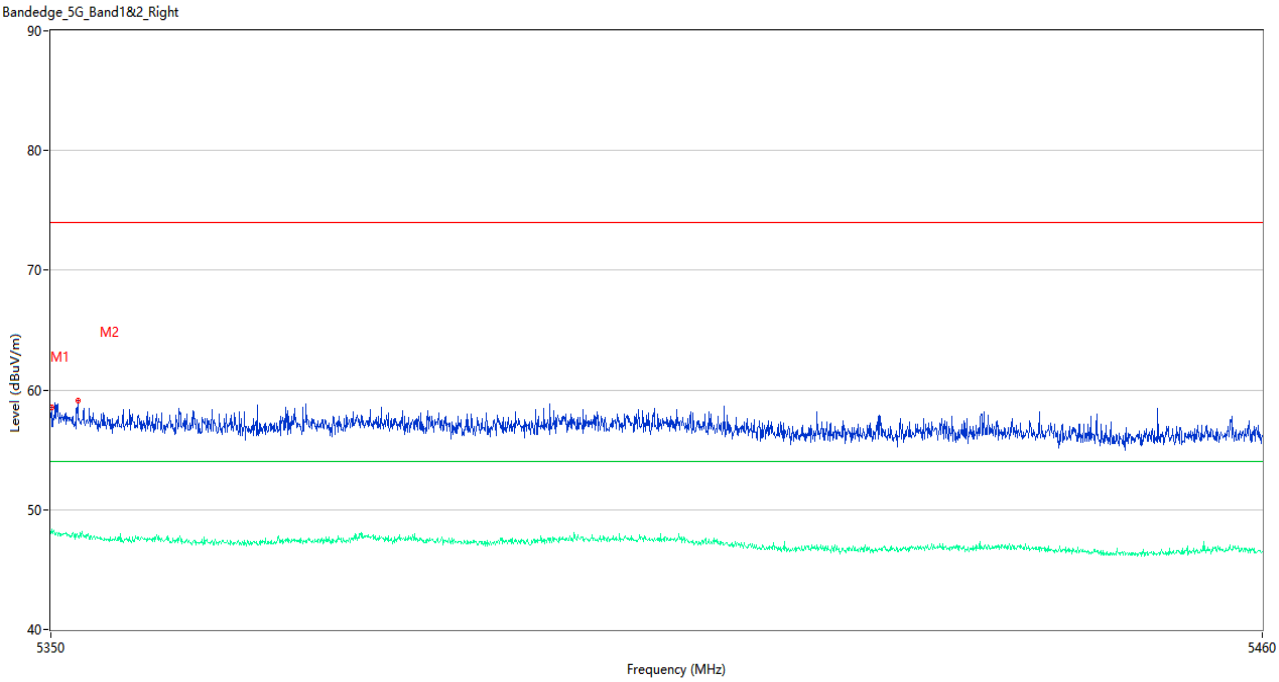

No.	Frequency (MHz)	Results (dBuV/m)	Factor (dB)	Limit (dBuV/m)	Margin (dB)	Detector	Table (Degree)	Height (cm)	Antenna	Verdict
1	5350.055	58.51	5.10	74.0	15.49	Peak	305.00	200	Horizontal	Pass
1**	5350.055	48.43	5.10	54.0	5.57	AV	305.00	200	Horizontal	Pass
2	5352.420	59.13	4.92	74.0	14.87	Peak	3.00	200	Horizontal	Pass
2**	5352.420	47.70	4.92	54.0	6.30	AV	3.00	200	Horizontal	Pass

U-NII-1 11ax40 (SU) Low Channel

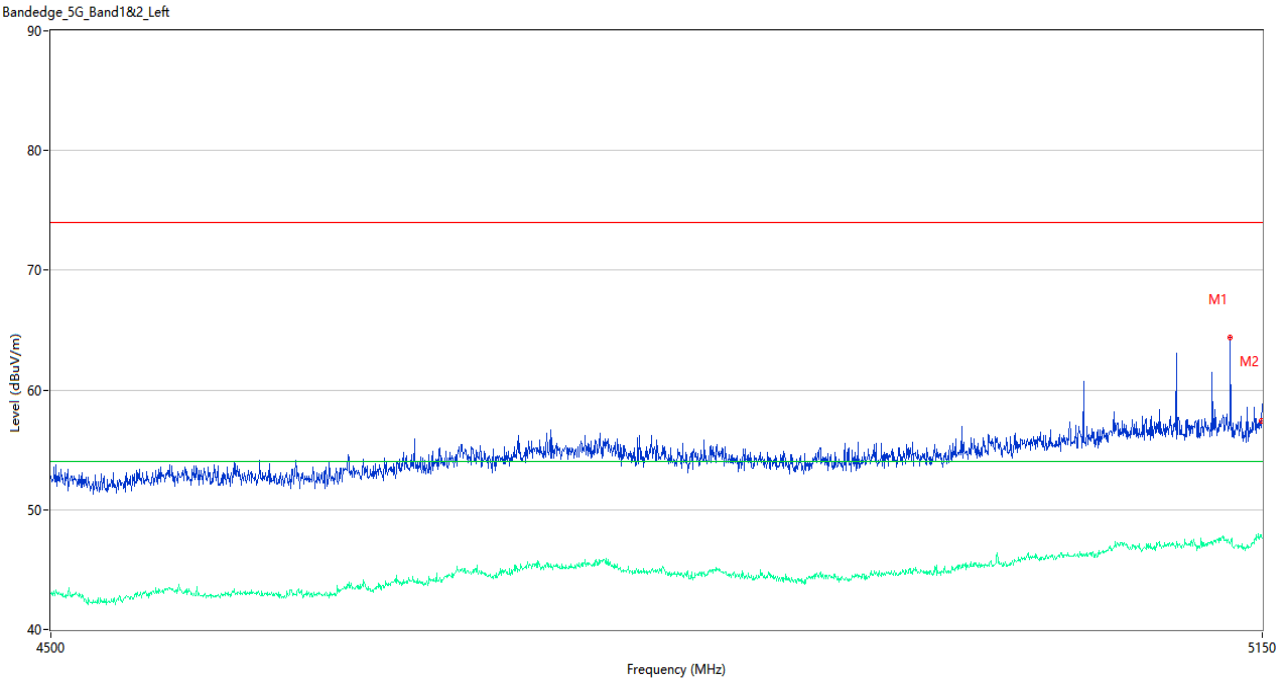

No.	Frequency (MHz)	Results (dBuV/m)	Factor (dB)	Limit (dBuV/m)	Margin (dB)	Detector	Table (Degree)	Height (cm)	Antenna	Verdict
1	5131.800	64.36	4.08	74.0	9.64	Peak	264.00	200	Horizontal	Pass
1**	5131.800	47.20	4.08	54.0	6.80	AV	264.00	200	Horizontal	Pass
2	5149.675	57.42	4.06	74.0	16.58	Peak	325.00	100	Horizontal	Pass
2**	5149.675	47.72	4.06	54.0	6.28	AV	325.00	100	Horizontal	Pass

U-NII-1 11ax40 (SU) High Channel

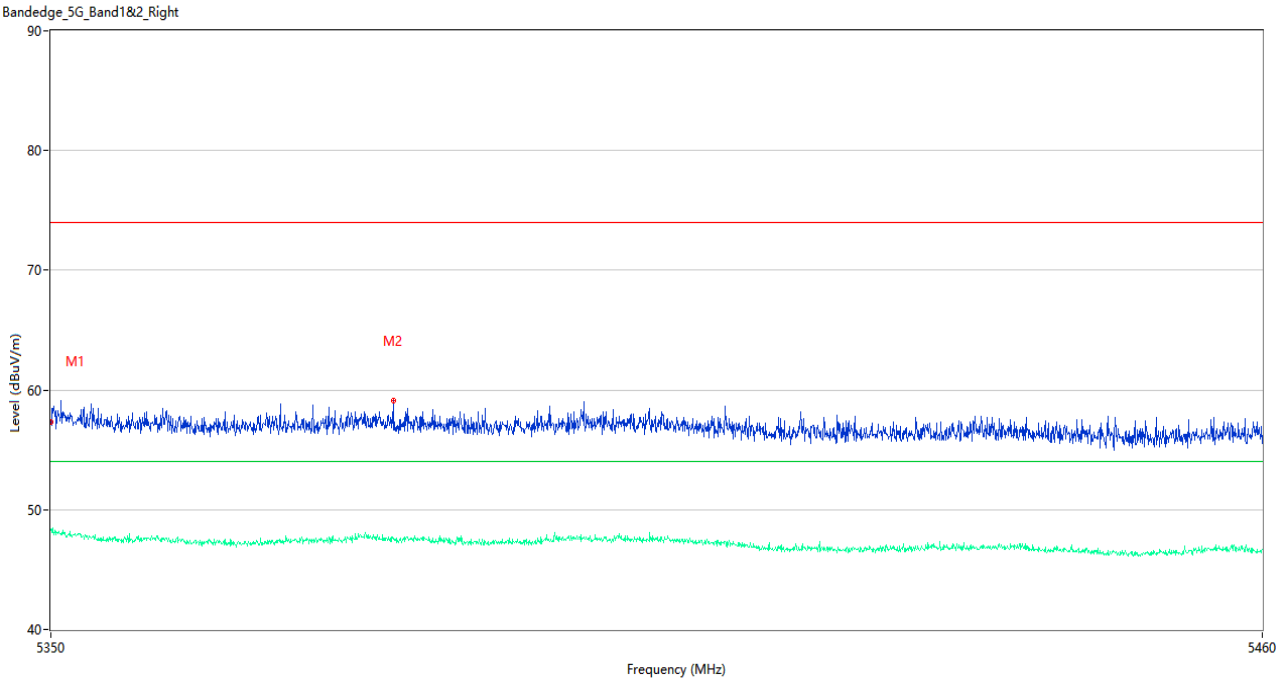

No.	Frequency (MHz)	Results (dBuV/m)	Factor (dB)	Limit (dBuV/m)	Margin (dB)	Detector	Table (Degree)	Height (cm)	Antenna	Verdict
1	5350.000	57.37	5.11	74.0	16.63	Peak	204.00	100	Horizontal	Pass
1**	5350.000	48.39	5.11	54.0	5.61	AV	204.00	100	Horizontal	Pass
2	5380.855	59.15	4.63	74.0	14.85	Peak	140.00	150	Horizontal	Pass
2**	5380.855	47.54	4.63	54.0	6.46	AV	140.00	150	Horizontal	Pass

U-NII-1 11ax80 (SU) Middle Channel

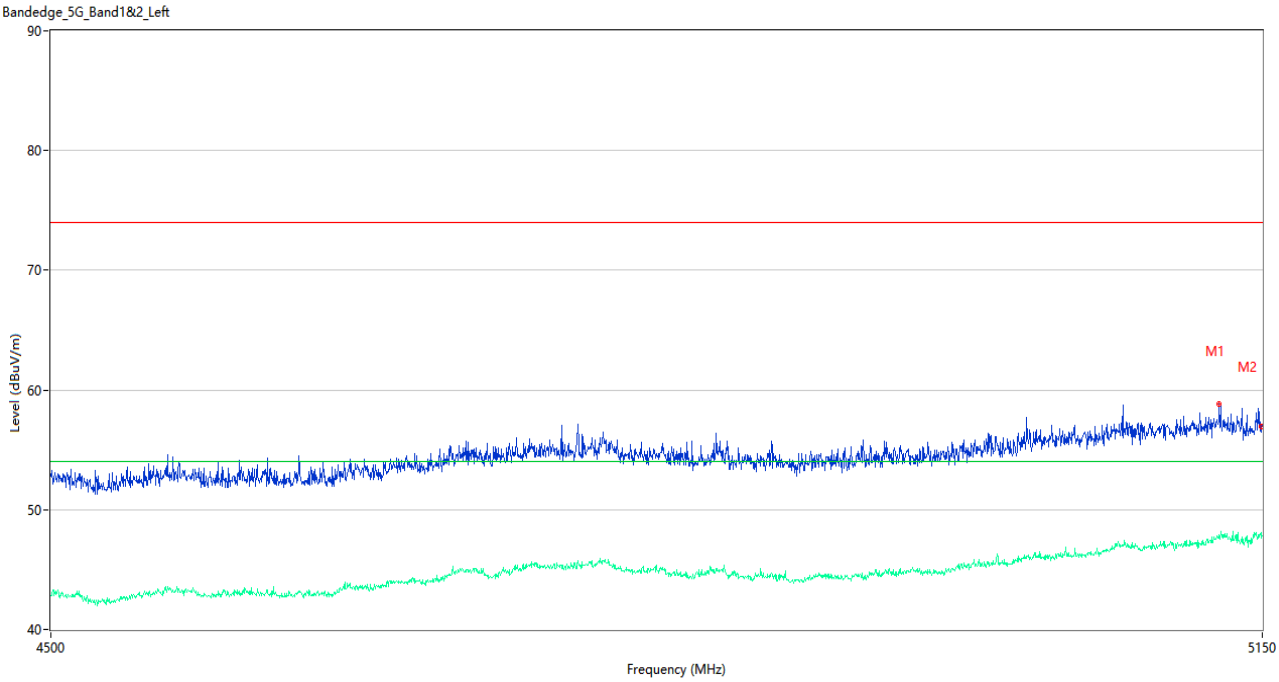

No.	Frequency (MHz)	Results (dBuV/m)	Factor (dB)	Limit (dBuV/m)	Margin (dB)	Detector	Table (Degree)	Height (cm)	Antenna	Verdict
1	5125.300	58.83	4.52	74.0	15.17	Peak	233.00	150	Horizontal	Pass
1**	5125.300	47.62	4.52	54.0	6.38	AV	233.00	150	Horizontal	Pass
2	5149.675	56.97	4.06	74.0	17.03	Peak	298.00	200	Horizontal	Pass
2**	5149.675	47.62	4.06	54.0	6.38	AV	298.00	200	Horizontal	Pass

U-NII-1 11ax80 (SU) Middle Channel

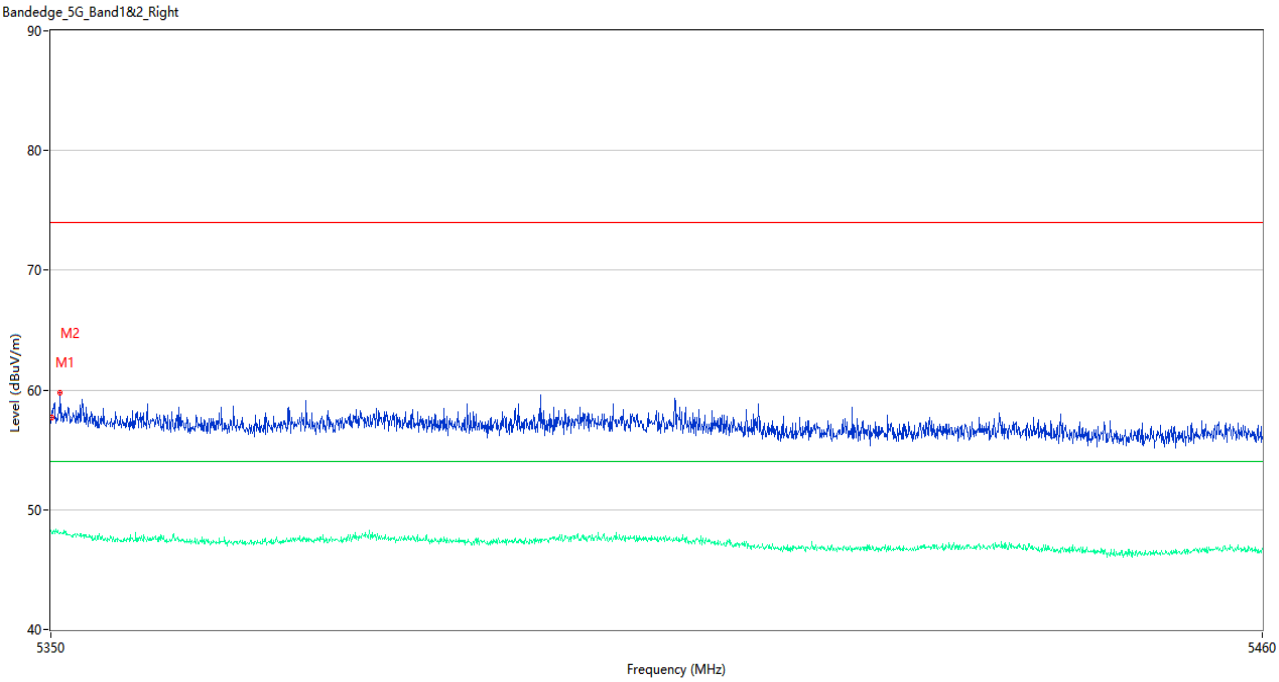

No.	Frequency (MHz)	Results (dBuV/m)	Factor (dB)	Limit (dBuV/m)	Margin (dB)	Detector	Table (Degree)	Height (cm)	Antenna	Verdict
1	5350.055	57.72	5.10	74.0	16.28	Peak	261.00	200	Horizontal	Pass
1**	5350.055	48.04	5.10	54.0	5.96	AV	261.00	200	Horizontal	Pass
2	5350.825	59.80	5.01	74.0	14.20	Peak	315.00	150	Horizontal	Pass
2**	5350.825	47.97	5.01	54.0	6.03	AV	315.00	150	Horizontal	Pass

U-NII-3 11n20 Low Channel

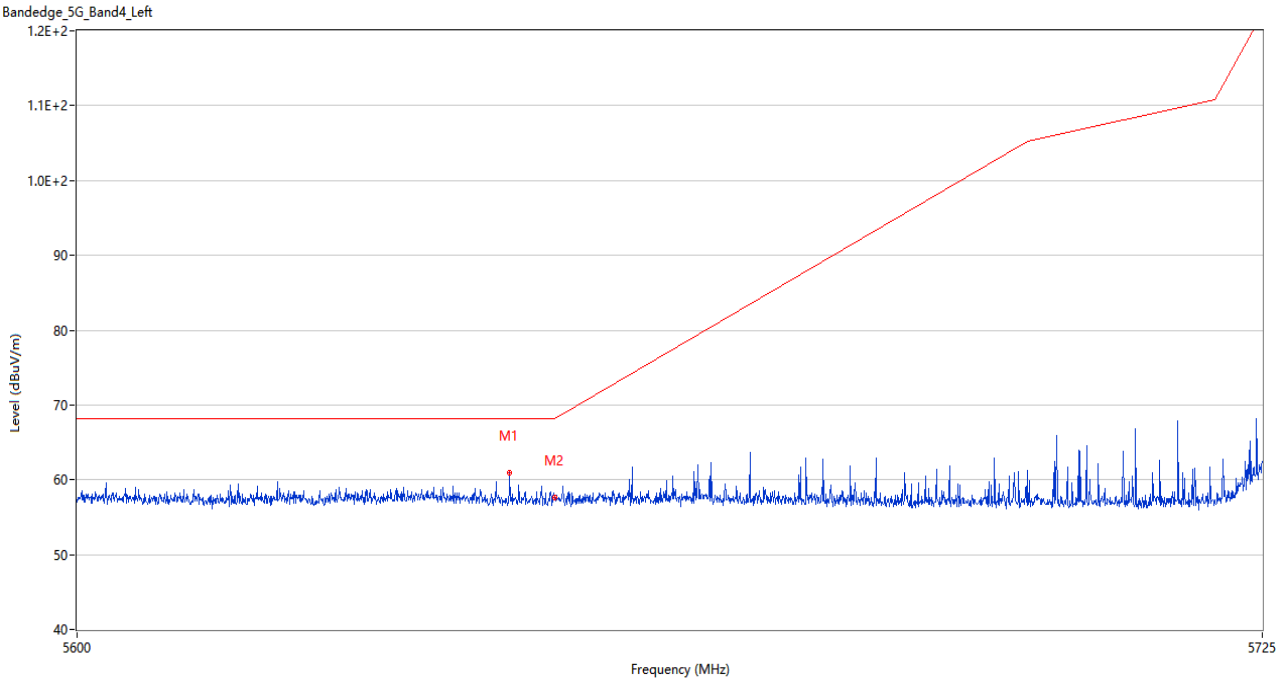

No.	Frequency (MHz)	Results (dBuV/m)	Factor (dB)	Limit (dBuV/m)	Margin (dB)	Detector	Table (Degree)	Height (cm)	Antenna	Verdict
1	5645.313	60.87	4.30	68.2	7.33	Peak	242.00	150	Horizontal	Pass
2	5650.000	57.67	4.41	68.2	10.53	Peak	146.00	200	Horizontal	Pass

U-NII-3 11n20 High Channel

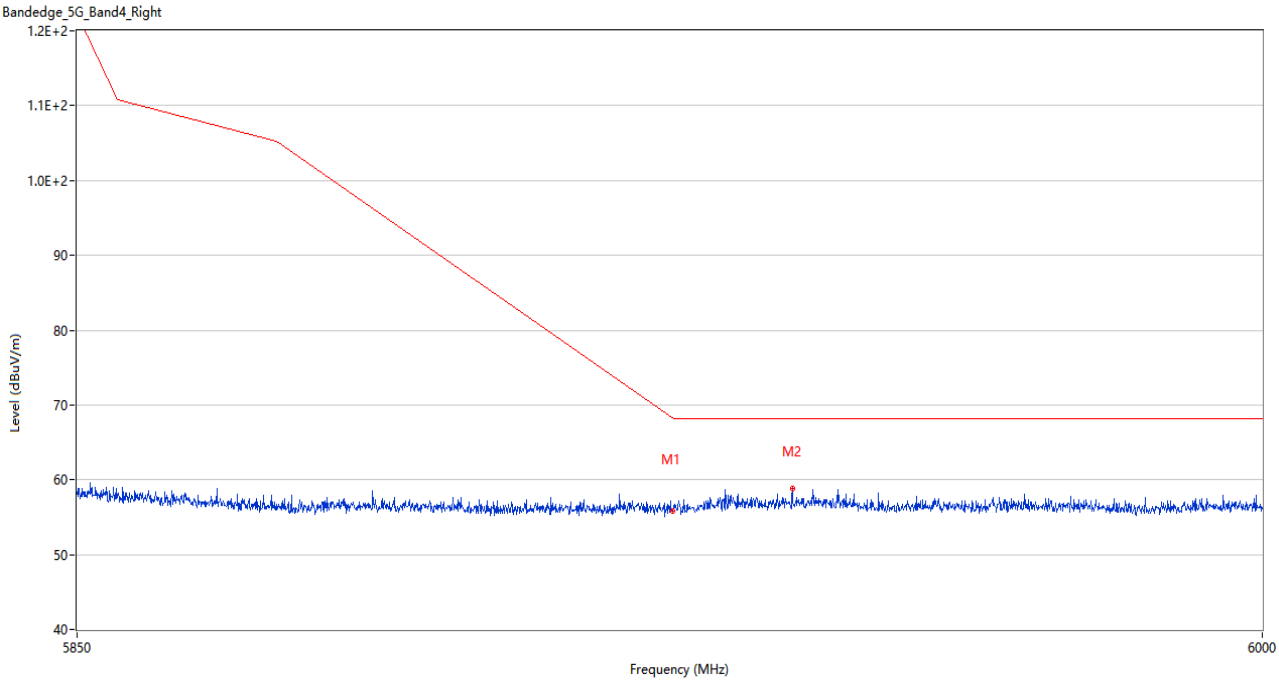

No.	Frequency (MHz)	Results (dBuV/m)	Factor (dB)	Limit (dBuV/m)	Margin (dB)	Detector	Table (Degree)	Height (cm)	Antenna	Verdict
1	5924.925	55.76	3.49	68.3	12.54	Peak	167.00	100	Horizontal	Pass
2	5940.075	58.77	4.40	68.2	9.43	Peak	274.00	100	Horizontal	Pass

U-NII-3 11n40 Low Channel

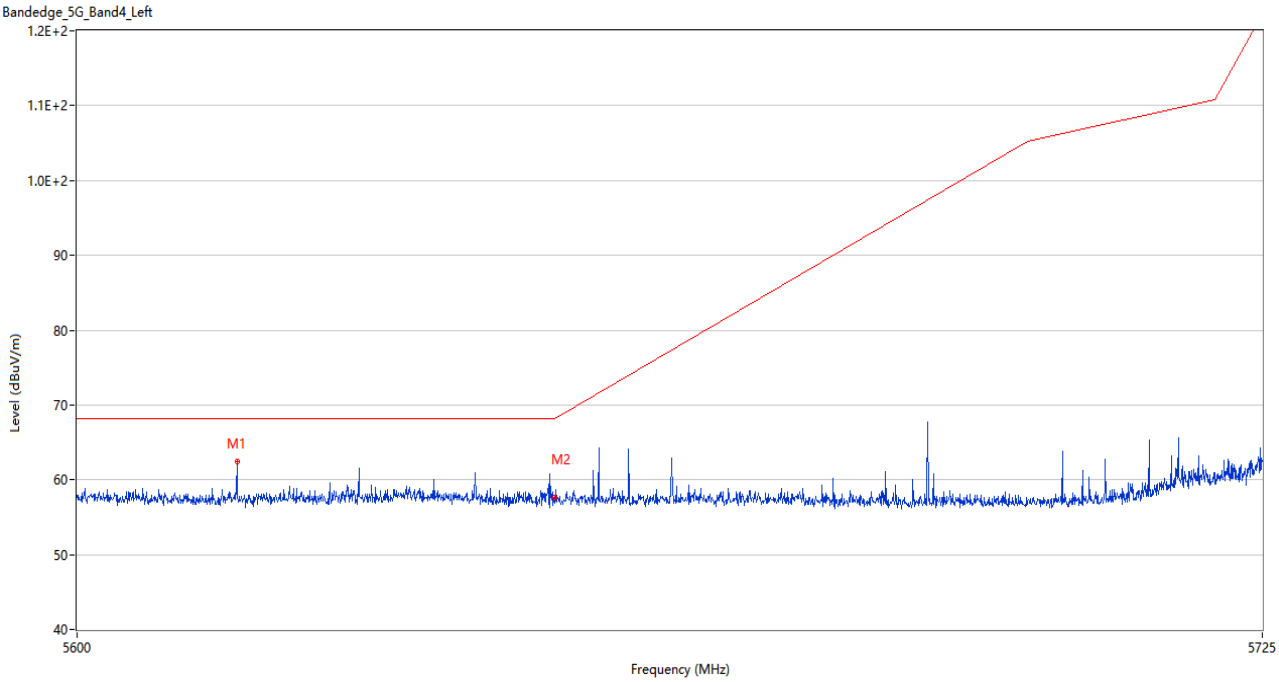

No.	Frequency (MHz)	Results (dBuV/m)	Factor (dB)	Limit (dBuV/m)	Margin (dB)	Detector	Table (Degree)	Height (cm)	Antenna	Verdict
1	5616.688	62.48	4.68	68.2	5.72	Peak	275.00	100	Horizontal	Pass
2	5650.000	57.58	4.41	68.2	10.62	Peak	15.00	150	Horizontal	Pass

U-NII-3 11n40 High Channel

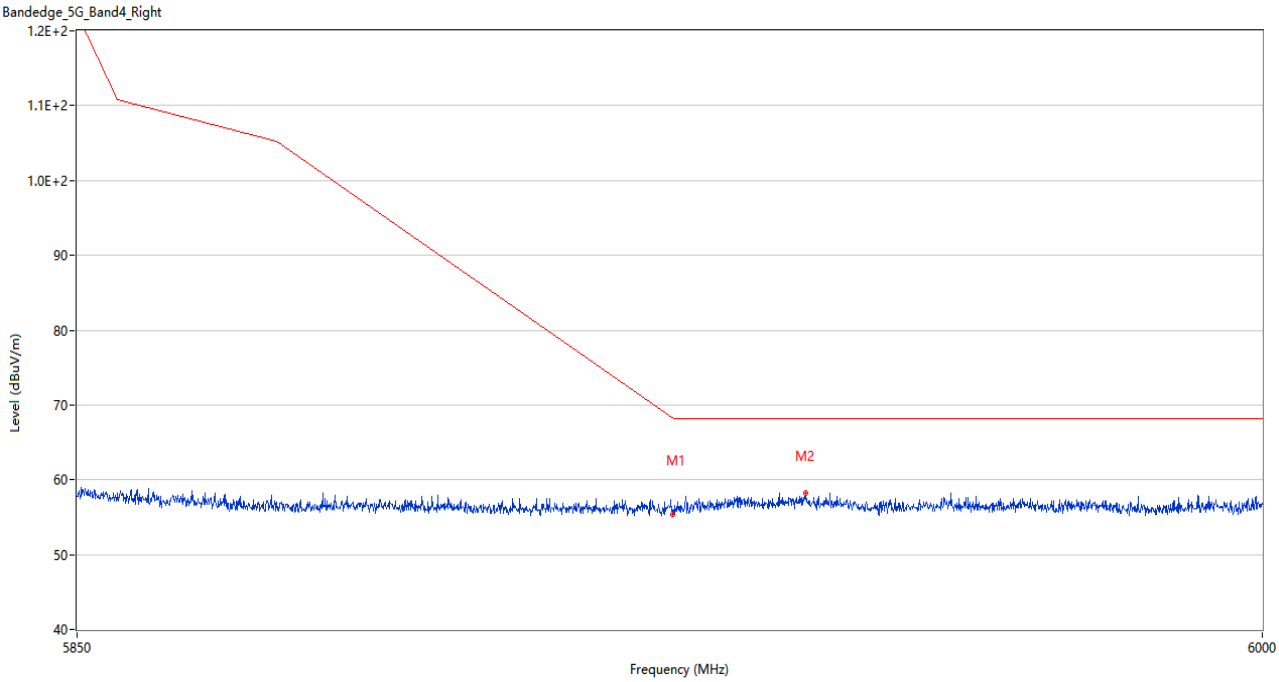

No.	Frequency (MHz)	Results (dBuV/m)	Factor (dB)	Limit (dBuV/m)	Margin (dB)	Detector	Table (Degree)	Height (cm)	Antenna	Verdict
1	5924.925	55.43	3.49	68.3	12.87	Peak	208.00	200	Horizontal	Pass
2	5941.725	58.25	4.41	68.2	9.95	Peak	26.00	150	Horizontal	Pass

U-NII-3 11ac20 Low Channel

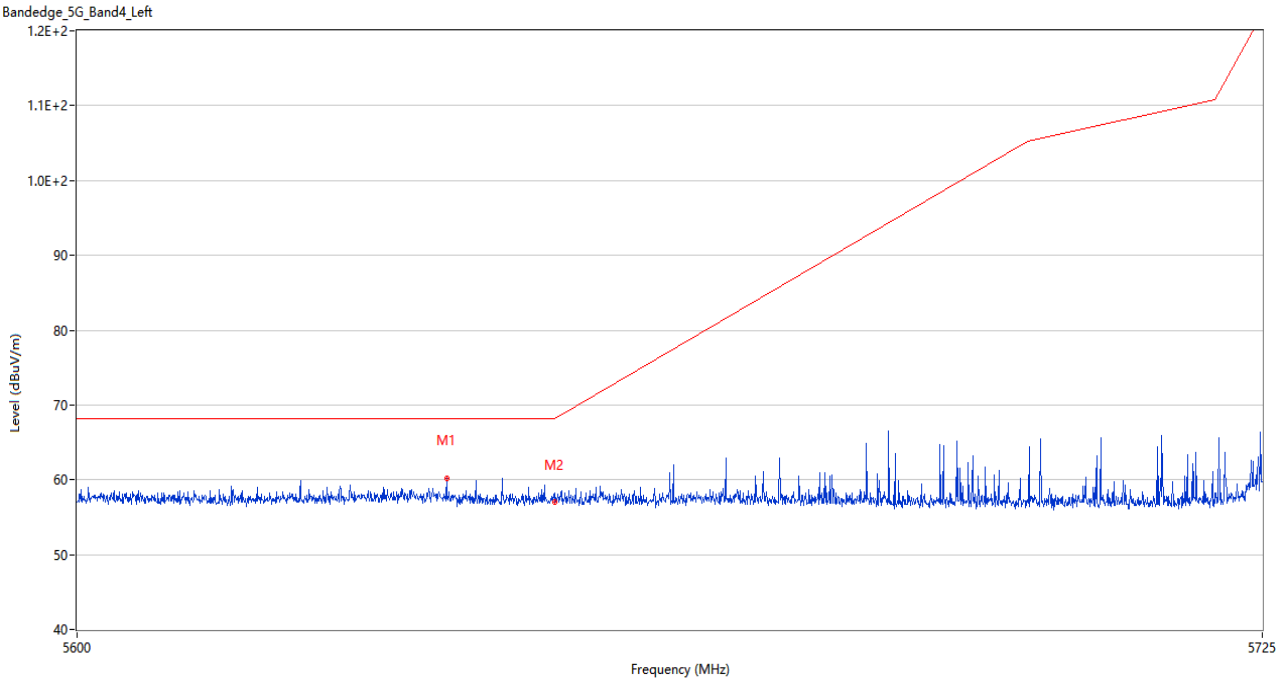

No.	Frequency (MHz)	Results (dBuV/m)	Factor (dB)	Limit (dBuV/m)	Margin (dB)	Detector	Table (Degree)	Height (cm)	Antenna	Verdict
1	5638.688	60.25	4.74	68.2	7.95	Peak	293.00	100	Horizontal	Pass
2	5650.000	57.04	4.41	68.2	11.16	Peak	13.00	100	Horizontal	Pass

U-NII-3 11ac20 High Channel

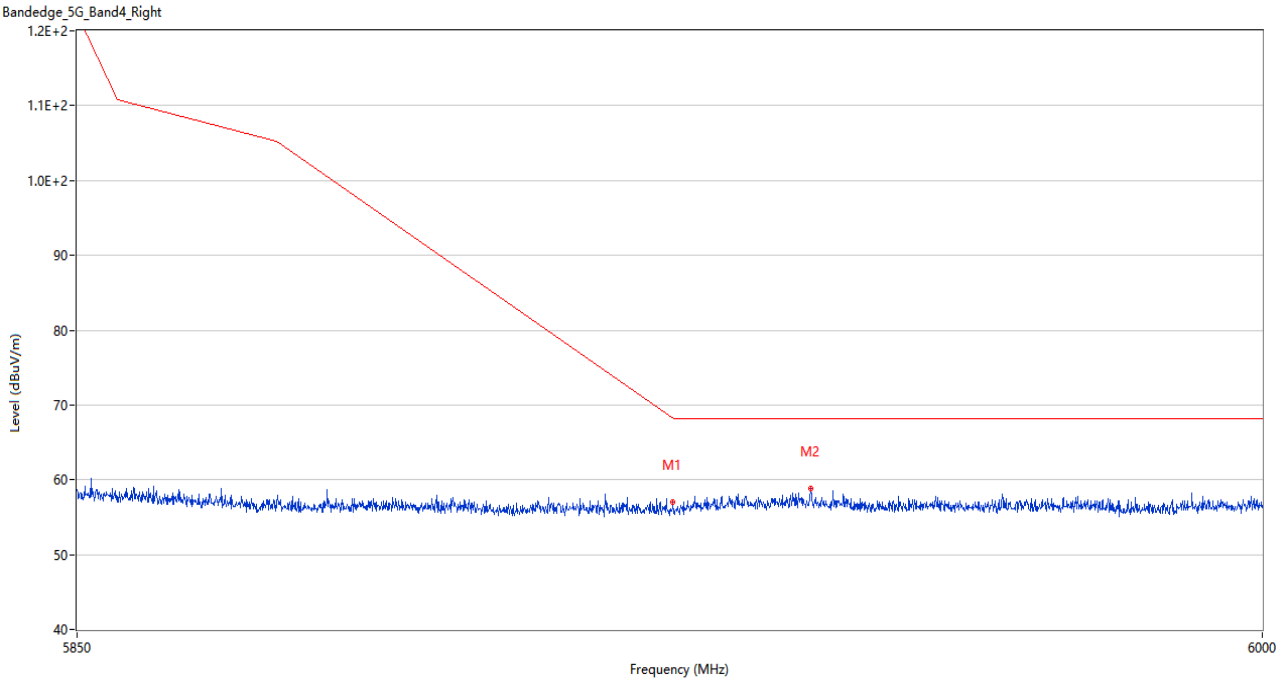

No.	Frequency (MHz)	Results (dBuV/m)	Factor (dB)	Limit (dBuV/m)	Margin (dB)	Detector	Table (Degree)	Height (cm)	Antenna	Verdict
1	5924.925	56.96	3.49	68.3	11.34	Peak	330.00	100	Horizontal	Pass
2	5942.400	58.82	4.34	68.2	9.38	Peak	88.00	200	Horizontal	Pass

U-NII-3 11ac40 Low Channel

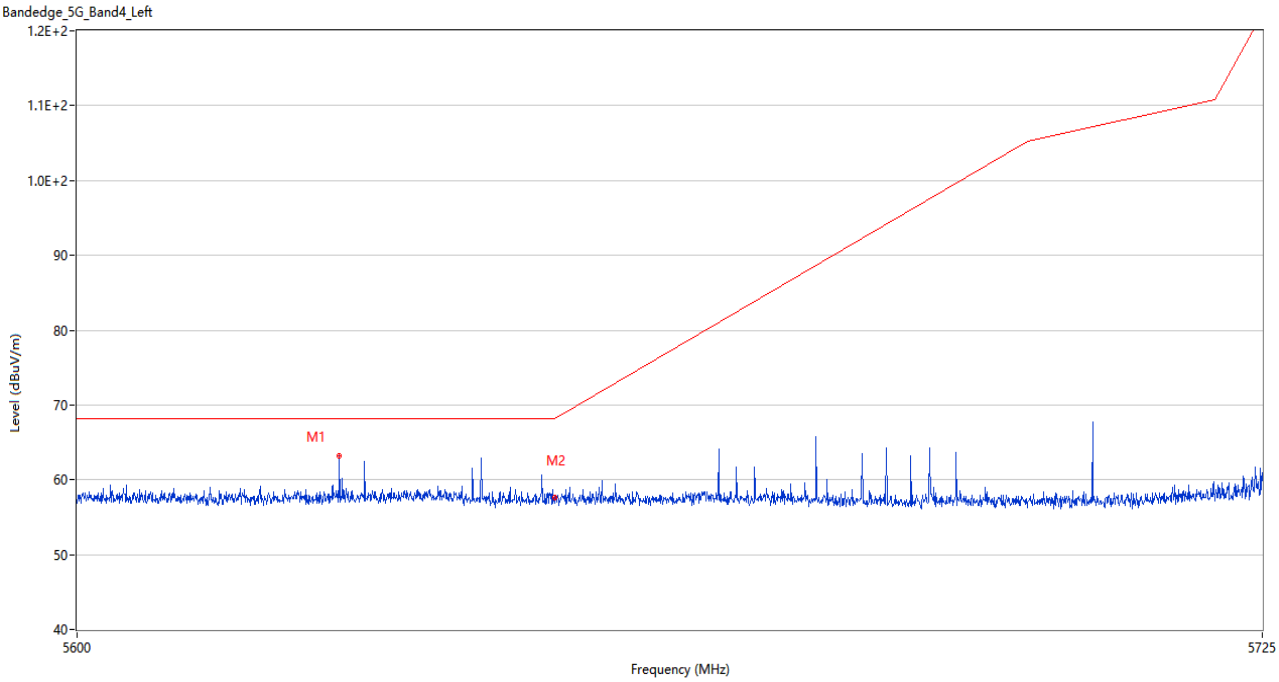

No.	Frequency (MHz)	Results (dBuV/m)	Factor (dB)	Limit (dBuV/m)	Margin (dB)	Detector	Table (Degree)	Height (cm)	Antenna	Verdict
1	5627.438	63.18	4.82	68.2	5.02	Peak	249.00	150	Horizontal	Pass
2	5650.000	57.61	4.41	68.2	10.59	Peak	81.00	150	Horizontal	Pass

U-NII-3 11ac40 High Channel

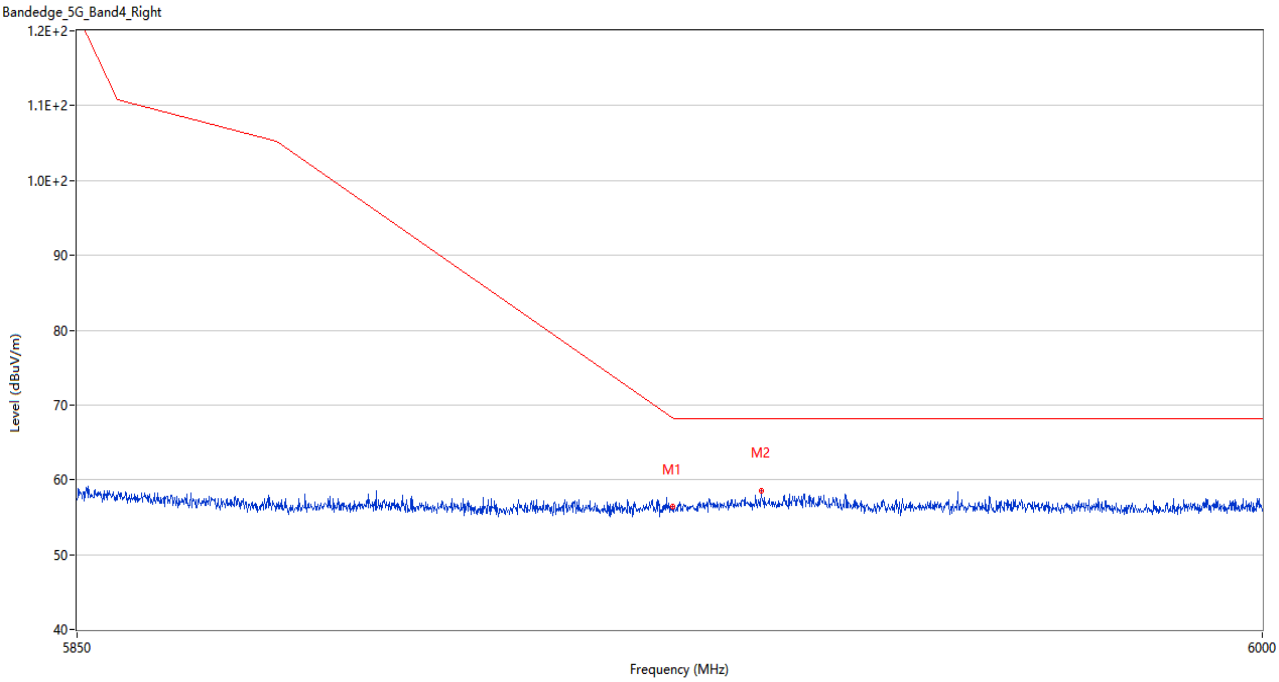

No.	Frequency (MHz)	Results (dBuV/m)	Factor (dB)	Limit (dBuV/m)	Margin (dB)	Detector	Table (Degree)	Height (cm)	Antenna	Verdict
1	5924.925	56.41	3.49	68.3	11.89	Peak	296.00	100	Horizontal	Pass
2	5936.100	58.60	4.23	68.2	9.60	Peak	290.00	150	Horizontal	Pass

U-NII-3 11ac80 Middle Channel

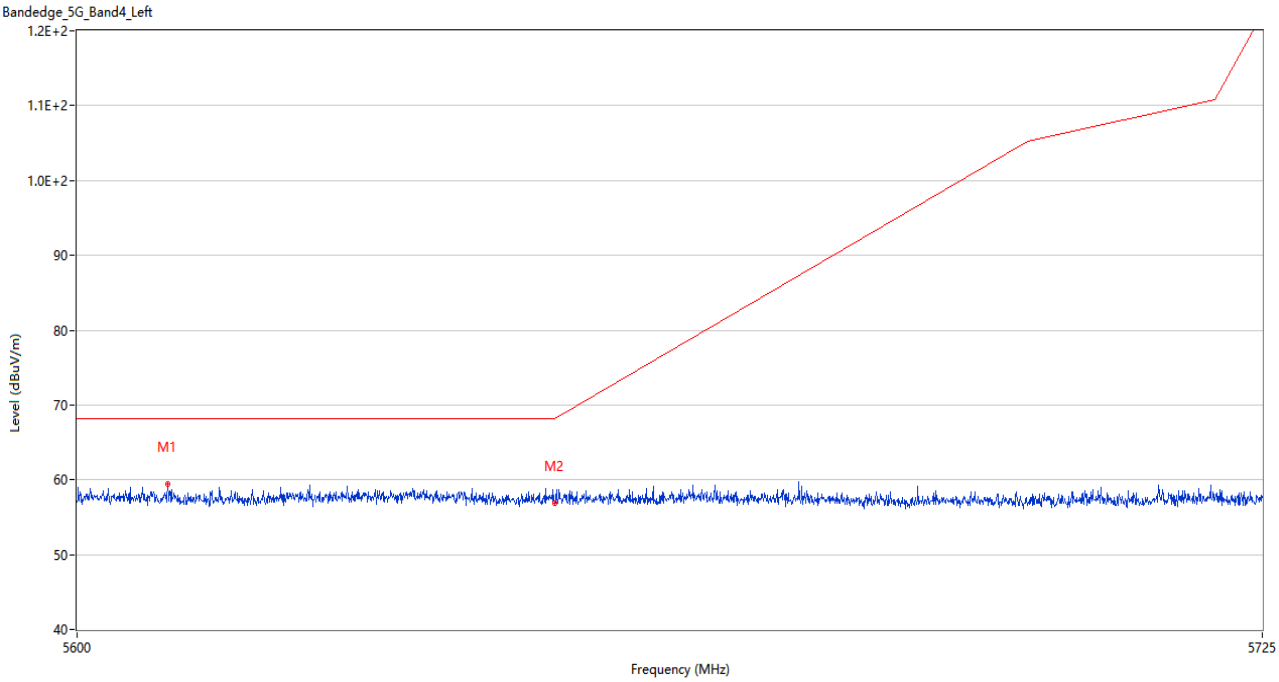

No.	Frequency (MHz)	Results (dBuV/m)	Factor (dB)	Limit (dBuV/m)	Margin (dB)	Detector	Table (Degree)	Height (cm)	Antenna	Verdict
1	5609.500	59.39	4.88	68.2	8.81	Peak	0.00	100	Horizontal	Pass
2	5650.000	56.89	4.41	68.2	11.31	Peak	360.00	150	Horizontal	Pass

U-NII-3 11ac80 Middle Channel

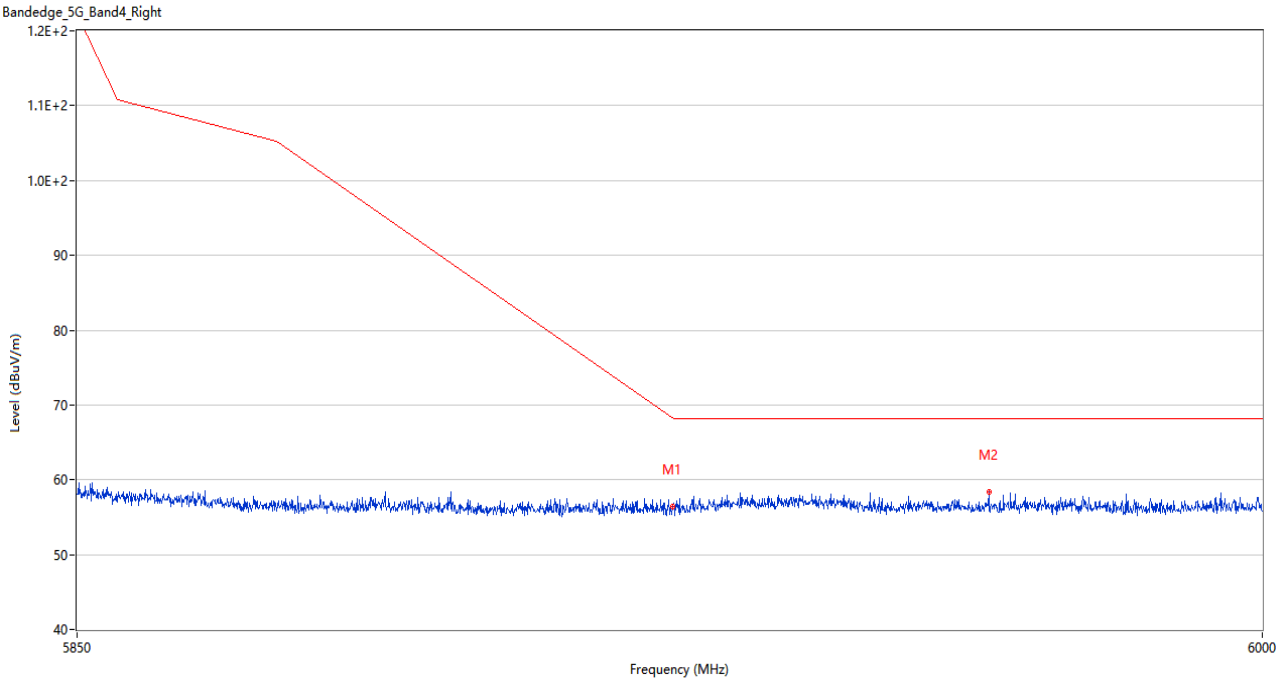

No.	Frequency (MHz)	Results (dBuV/m)	Factor (dB)	Limit (dBuV/m)	Margin (dB)	Detector	Table (Degree)	Height (cm)	Antenna	Verdict
1	5924.925	56.45	3.49	68.3	11.85	Peak	351.00	200	Horizontal	Pass
2	5965.050	58.41	3.93	68.2	9.79	Peak	22.00	200	Horizontal	Pass

U-NII-3 11ax20 (SU) Low Channel

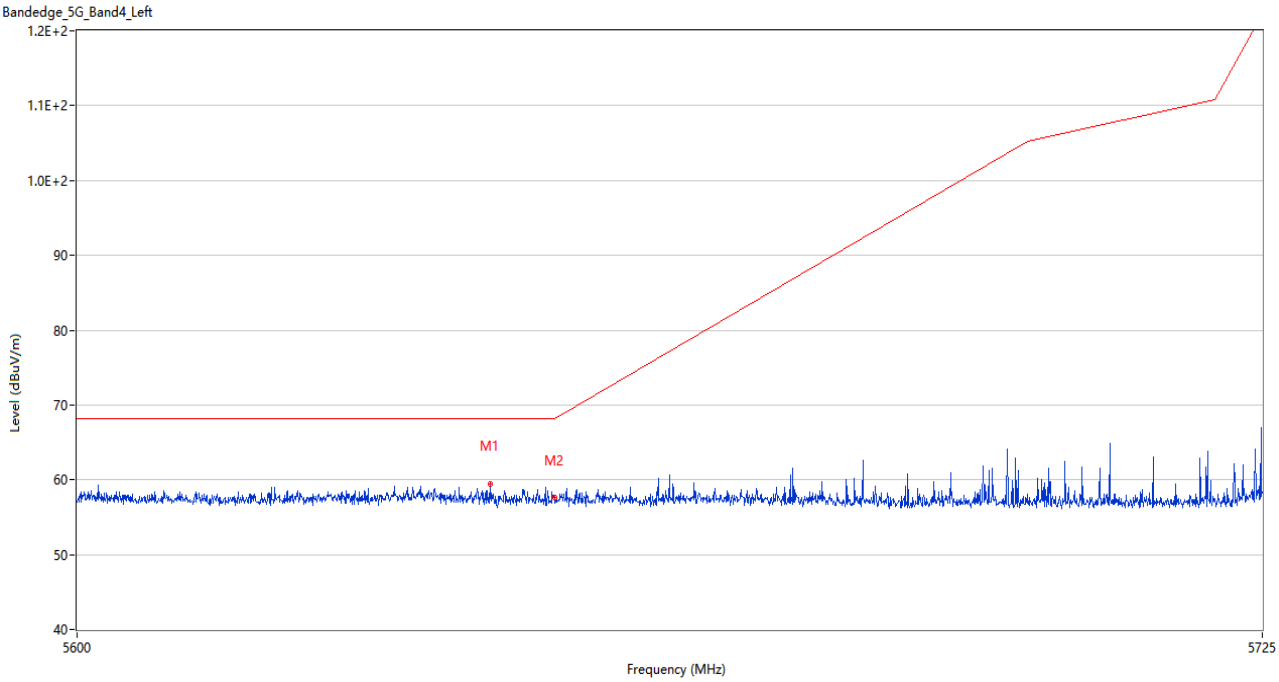

No.	Frequency (MHz)	Results (dBuV/m)	Factor (dB)	Limit (dBuV/m)	Margin (dB)	Detector	Table (Degree)	Height (cm)	Antenna	Verdict
1	5643.313	59.49	4.33	68.2	8.71	Peak	250.00	150	Horizontal	Pass
2	5650.000	57.65	4.41	68.2	10.55	Peak	47.00	100	Horizontal	Pass

U-NII-3 11ax20 (SU) High Channel

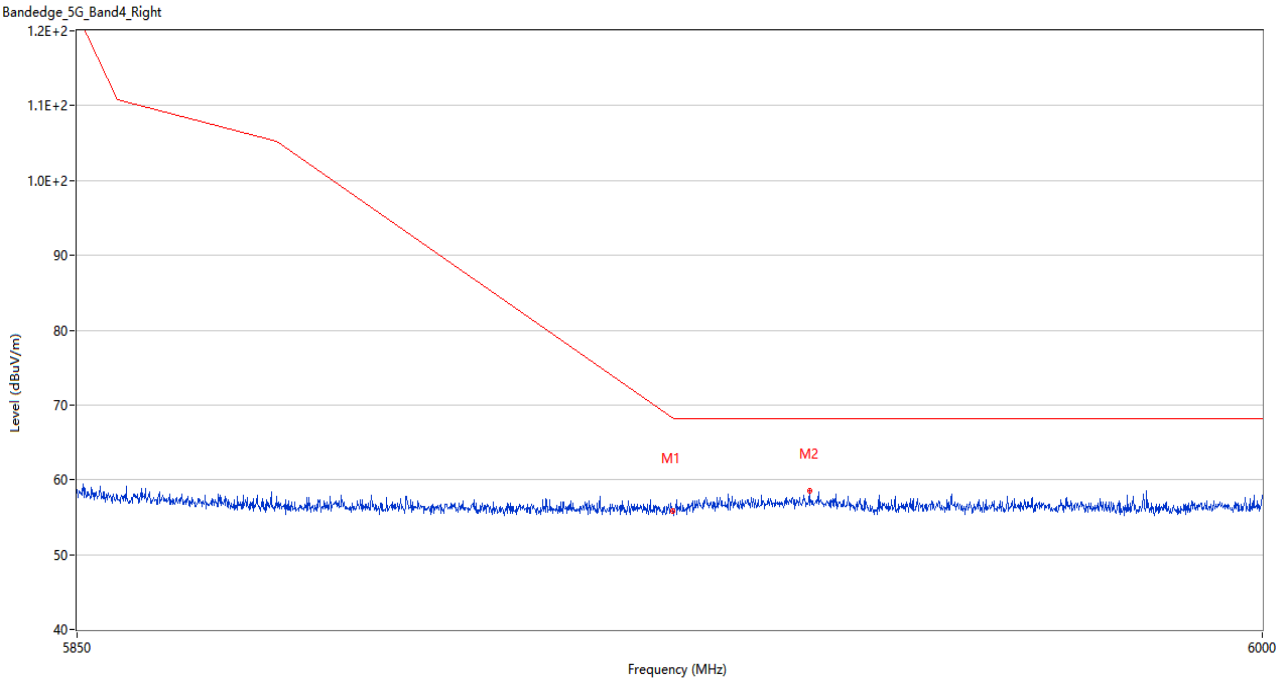

No.	Frequency (MHz)	Results (dBuV/m)	Factor (dB)	Limit (dBuV/m)	Margin (dB)	Detector	Table (Degree)	Height (cm)	Antenna	Verdict
1	5924.925	55.82	3.49	68.3	12.48	Peak	353.00	150	Horizontal	Pass
2	5942.250	58.58	4.36	68.2	9.62	Peak	150.00	150	Horizontal	Pass

U-NII-3 11ax40 (SU) Low Channel

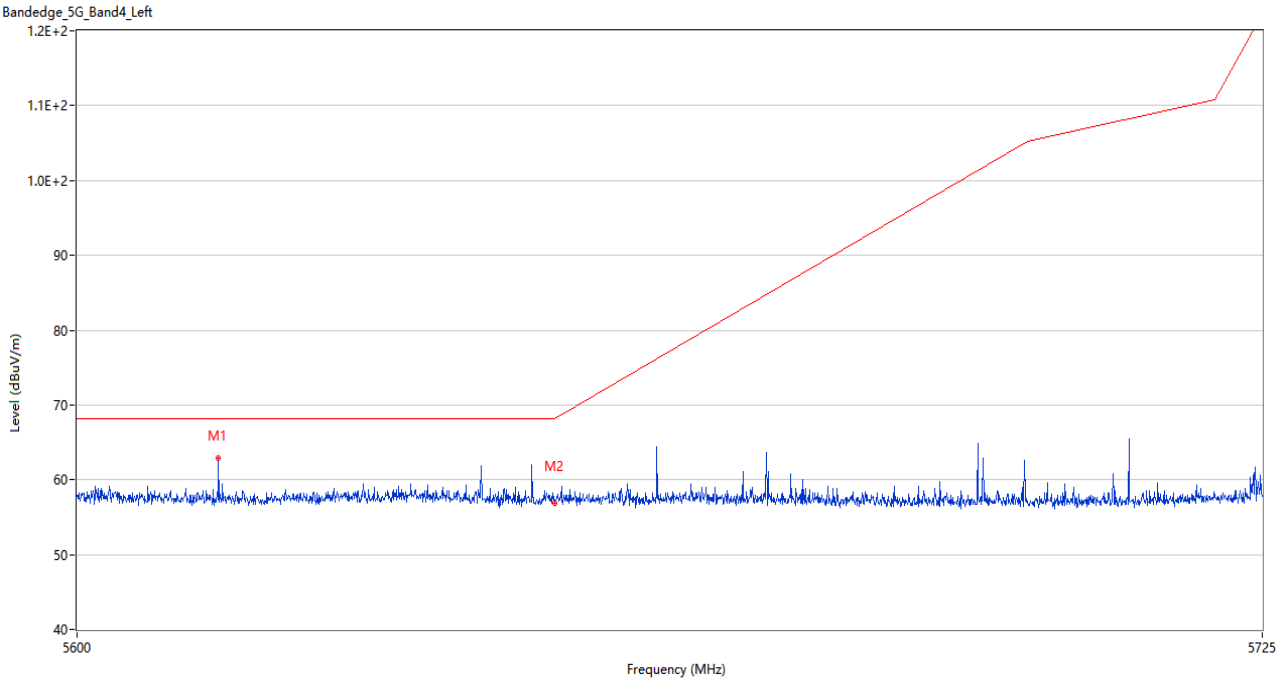

No.	Frequency (MHz)	Results (dBuV/m)	Factor (dB)	Limit (dBuV/m)	Margin (dB)	Detector	Table (Degree)	Height (cm)	Antenna	Verdict
1	5614.750	62.85	4.63	68.2	5.35	Peak	286.00	150	Horizontal	Pass
2	5650.000	56.91	4.41	68.2	11.29	Peak	220.00	100	Horizontal	Pass

U-NII-3 11ax40 (SU) High Channel

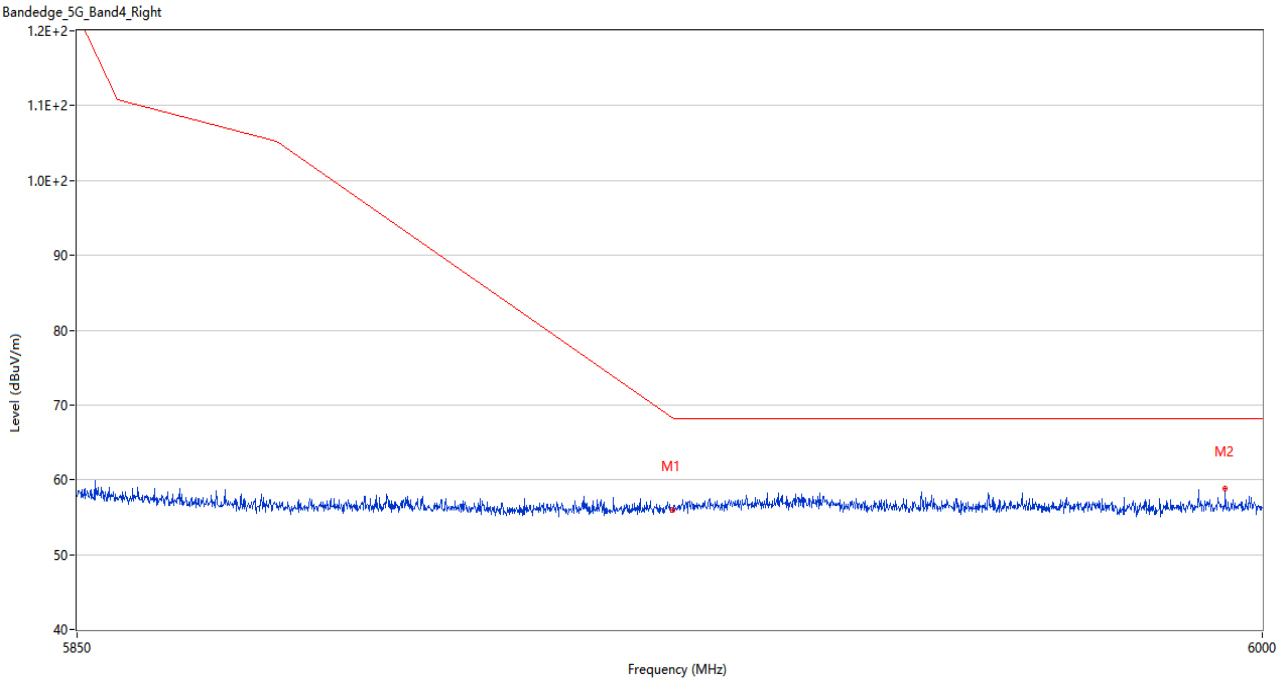

No.	Frequency (MHz)	Results (dBuV/m)	Factor (dB)	Limit (dBuV/m)	Margin (dB)	Detector	Table (Degree)	Height (cm)	Antenna	Verdict
1	5924.925	55.96	3.49	68.3	12.34	Peak	220.00	150	Horizontal	Pass
2	5995.275	58.84	4.28	68.2	9.36	Peak	14.00	100	Horizontal	Pass

U-NII-3 11ax80 (SU) Middle Channel

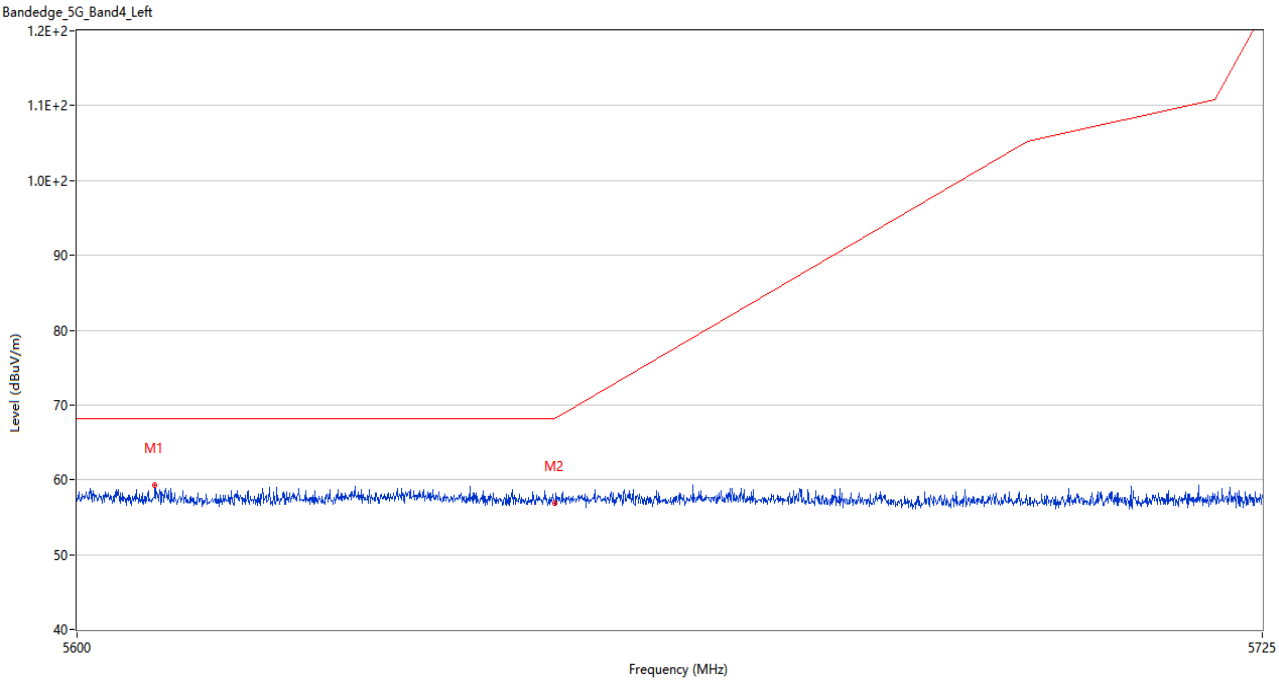

No.	Frequency (MHz)	Results (dBuV/m)	Factor (dB)	Limit (dBuV/m)	Margin (dB)	Detector	Table (Degree)	Height (cm)	Antenna	Verdict
1	5608.125	59.31	4.88	68.2	8.89	Peak	319.00	200	Horizontal	Pass
2	5650.000	56.82	4.41	68.2	11.38	Peak	295.00	200	Horizontal	Pass

U-NII-3 11ax80 (SU) Middle Channel

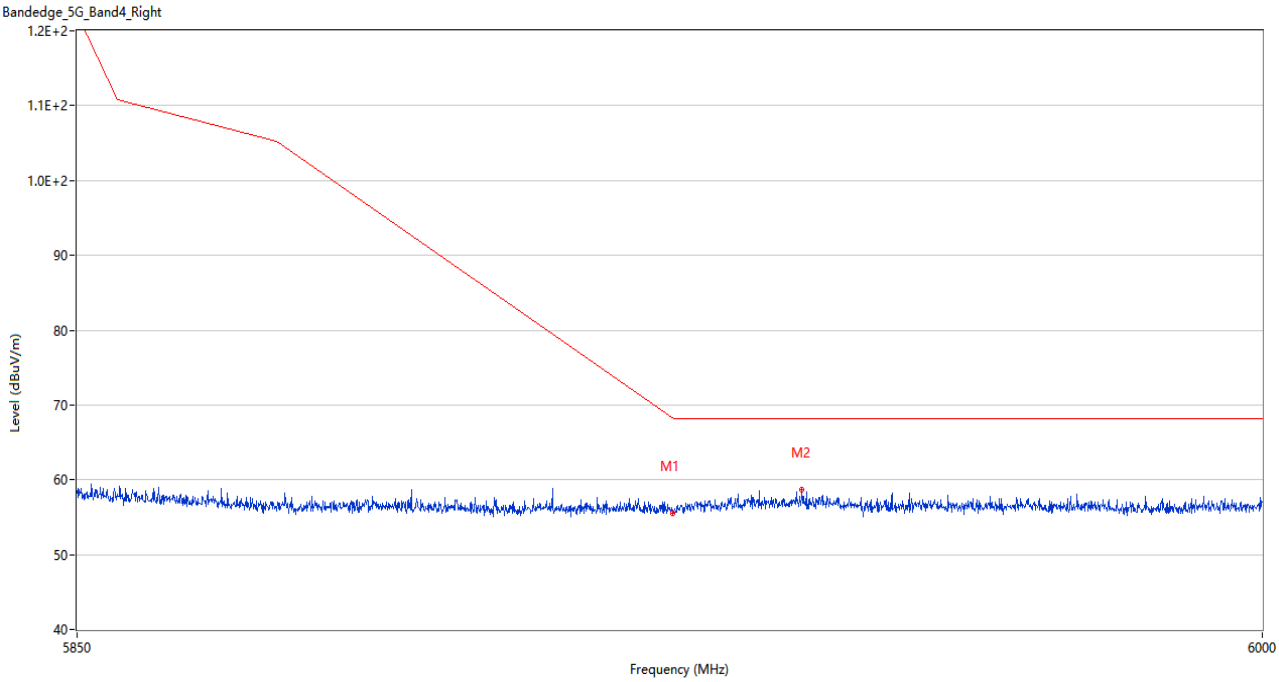

No.	Frequency (MHz)	Results (dBuV/m)	Factor (dB)	Limit (dBuV/m)	Margin (dB)	Detector	Table (Degree)	Height (cm)	Antenna	Verdict
1	5924.925	55.49	3.49	68.3	12.81	Peak	0.00	200	Horizontal	Pass
2	5941.275	58.71	4.42	68.2	9.49	Peak	343.00	150	Horizontal	Pass

ANNEX B TEST SETUP PHOTOS

Please refer the document “BL-SZ2330997-AR.PDF”.

ANNEX C EUT EXTERNAL PHOTOS

Please refer the document “BL-SZ2330997-AW.PDF”.

ANNEX D EUT INTERNAL PHOTOS

Please refer the document “BL-SZ2330997-AI.PDF”.

Statement

1. The laboratory guarantees the scientificity, accuracy and impartiality of the test, and is responsible for all the information in the report, except the information provided by the customer. The customer is responsible for the impact of the information provided on the validity of the results.
2. The report without China inspection body and laboratory Mandatory Approval (CMA) mark has no effect of proving to the society.
3. For the report with CNAS mark or A2LA mark, the items marked with "☆" are not within the accredited scope.
4. This report is invalid if it is altered, without the signature of the testing and approval personnel, or without the “inspection and testing dedicated stamp” or test report stamp.
5. The test data and results are only valid for the tested samples provided by the customer.
6. This report shall not be partially reproduced without the written permission of the laboratory.
7. Any objection shall be raised to the laboratory within 30 days after receiving the report.

--END OF REPORT--