TEST REPORT

Applicant:	nFore Technology Co., Ltd.
Address:	5F., No.31, Ln. 258, Ruiguang Rd. Neihu Dist., Taipei City 114, Taiwan
Equipment Type:	NF3510PQ
Model Name:	NF3510PQ (refer section 2.4)
Brand Name:	nFore
FCC ID:	W3GNF3510PQ
Test Standard:	47 CFR Part 15 Subpart E (refer section 3.1)
Test Date:	Sep. 05, 2022 - Sep. 22, 2022
Date of Issue:	Oct. 31, 2022

ISSUED BY:

Shenzhen BALUN Technology Co., Ltd.

Tested by: Julie Zhu **Checked by:** Ye Hongji **Approved by:** Liao Jianming (Technical Director)

Revision History

Version	Issue Date	Revisions
Rev. 01	Oct. 31, 2022	Initial Issue

TABLE OF CONTENTS

1 GENERAL INFORMATION 4

1.1 Test Laboratory 4

1.2 Test Location 4

2 PRODUCT INFORMATION 5

2.1 Applicant Information 5

2.2 Manufacturer Information 5

2.3 Factory Information 5

2.4 General Description for Equipment under Test (EUT) 5

2.5 Technical Information 6

2.6 Channel List 8

3 SUMMARY OF TEST RESULTS 11

3.1 Test Standards 11

3.2 Test Verdict 11

4 GENERAL TEST CONFIGURATIONS 12

4.1 Test Environments 12

4.2 Test Equipment List 12

4.3 Test Software List 13

4.4 Measurement Uncertainty 13

4.5 Description of Test Setup 14

5 TEST ITEMS 17

5.1 RF Output Power 17

5.2 Emission Bandwidth and 6 dB Bandwidth 18

5.3 Power Spectral density (PSD) 19

5.4 Conducted Emission 20

5.5 Radiated Spurious Emissions and Band Edge (Restricted-band) 21
ANNEX A TEST RESULT 26
A.1 RF Output Power 26
A.2 Emission Bandwidth & 99% Bandwidth 34
A.3 6 dB Bandwidth 38
A.4 Power Spectral Density 40
A.5 Conducted Emissions 47
A.6 Radiated Spurious Emissions and Band Edge (Restricted-band) 49
ANNEX B TEST SETUP PHOTOS 272
ANNEX C EUT EXTERNAL PHOTOS 272
ANNEX D EUT INTERNAL PHOTOS 272

1 GENERAL INFORMATION

1.1 Test Laboratory

Name	Shenzhen BALUN Technology Co., Ltd.
Address	Block B, 1/F, Baisha Science and Technology Park, Shahe Xi Road, Nanshan District, Shenzhen, Guangdong Province, P. R. China
Phone Number	+86 755 6685 0100

1.2 Test Location

Name	Shenzhen BALUN Technology Co., Ltd.
Location	☑ Block B, 1/F, Baisha Science and Technology Park, Shahe Xi Road, Nanshan District, Shenzhen, Guangdong Province, P. R. China
	☐ 1/F, Building B, Ganghongji High-tech Intelligent Industrial Park, No. 1008, Songbai Road, Yangguang Community, Xili Sub-district, Nanshan District, Shenzhen, Guangdong Province, P. R. China
Accreditation Certificate	The laboratory is a testing organization accredited by FCC as a accredited testing laboratory. The designation number is CN1196.

2 PRODUCT INFORMATION

2.1 Applicant Information

Applicant	nFore Technology Co., Ltd.
Address	5F., No.31, Ln. 258, Ruiguang Rd. Neihu Dist., Taipei City 114, Taiwan

2.2 Manufacturer Information

Manufacturer	nFore Technology Co., Ltd.
Address	5F., No.31, Ln. 258, Ruiguang Rd. Neihu Dist., Taipei City 114, Taiwan

2.3 Factory Information

Factory	nFore Technology Co., Ltd.
Address	No.9, Dapumeiyuanqu 9th Rd., Dalin Township, Chiayi County 622, Taiwan

2.4 General Description for Equipment under Test (EUT)

EUT Name	NF3510PQ
Model Name Under Test	NF3510PQ
Series Model Name	NF3507TPQ, NF3509PQ, NF3512PQ, NF3513TPQ, NF3514PQ, NF3515PQ, NF3516PQ
Description of Model name differentiation	All models are same with electrical parameters and internal circuit structure, but only differ in model name. (this information provided by the customer)
Hardware Version	1.2
Software Version	1.0
Dimensions (Approx.)	N/A
Weight (Approx.)	N/A

2.5 Technical Information

Network and Wireless connectivity	Bluetooth (BR+EDR+BLE) WIFI 802.11a, 802.11b, 802.11g, 802.11n, 802.11ac and 802.11ax U-NII-1/3

The requirement for the following technical information of the EUT was tested in this report:

Frequency Range		U-NII-1: 5150 MHz to 5250 MHz, U-NII-3: 5725 MHz to 5850 MHz
Product Type		☒ Mobile ☐ Portable ☐ Fix Location
Modulation technology		OFDM, OFDMA
Modulation Type		1024QAM, 256QAM, 64QAM, 16QAM, BPSK, QPSK
Product Type		Mobile for FCC standard
Transfer Rate (Mbps) (Single RF path)		802.11a: 54/ 48/ 36/ 24/ 18/ 12/ 9/ 6 Mbps 802.11n: up to 150 Mbps 802.11ac: up to VHT-MCS9 802.11ax up to 1021 Mbps
Channel Bandwidth		802.11a: 20 MHz 802.11n: 20 MHz, 40 MHz 802.11ac: 20 MHz, 40 MHz, 80 MHz 802.11ax: 20 MHz, 40 MHz, 80 MHz
Maximum Output Power		U-NII-1: 16.95 dBm U-NII-3: 13.96 dBm
Antenna System (eg., MIMO, Smart Antenna)		Cyclic Delay Diversity (CDD) for 802.11a Multi Input Multi Output (MIMO) for 802.11n/ac/ax
Categorization as Correlated or Completely Uncorrelated		Categorization as Correlated for 802.11a Categorization as Uncorrelated for 802.11n/ac/ax
Antenna Type	Main Antenna	External Antenna
	Aux. Antenna	
Antenna Gain	Main Antenna	4.5 dBi
	Aux. Antenna	
Total directional gain	For power spectral density(PSD) measurements	Correlated: 7.5 dBi Formulas: Directional gain = *GANT* + 10 log(*NANT*) dBi Uncorrelated: 4.5 dBi Formulas: Directional gain = *GANT*
	For power measurements	Correlated: 7.5 dBi Formulas: Directional gain = *GANT* + 10 log(*NANT*) dBi Uncorrelated: 4.5 dBi

		Formulas: Directional gain = *GANT*
About the Product		The equipment is NF3510PQ, intended for used with information technology equipment.

Mode	Antenna		
	Main Antenna	Aux. Antenna	MIMO
802.11a	√	√	--
802.11n20	√	√	√
802.11n40	√	√	√
802.11ac20	√	√	√
802.11ac40	√	√	√
802.11ac80	√	√	√
802.11ax20	√	√	√
802.11ax40	√	√	√
802.11ax80	√	√	√
Note: All the configurations were tested, but only the worst data was shown in this report.			

2.6 Channel List

20 MHz		40 MHz		80 MHz	
Channel Number	Frequency (MHz)	Channel Number	Frequency (MHz)	Channel Number	Frequency (MHz)
36	**5180**	**38**	**5190**	**42**	**5210**
40	5200	**46**	**5230**	**155**	**5775**
44	**5220**	**151**	**5755**		
48	**5240**	**159**	**5795**		
149	**5745**				
153	5765				
157	**5785**				
161	5805				
165	**5825**				

The Lowest frequency, the middle frequency and the highest frequency of channel were selected to perform the test, and the selected channel see below:

For 802.11a/n(HT20)/ac(VHT20)/ax(HE20)

U-NII-1 (5150 - 5250 MHz)			U-NII-3 (5725 - 5850 MHz)		
Channel Number	Channel	Frequency (MHz)	Channel Number	Channel	Frequency (MHz)
36	Low	5180	149	Low	5745
44	Mid	5220	157	Mid	5785
48	High	5240	165	High	5825

For 802.11n(HT40)/ac(VHT40)/ax(HE40)

U-NII-1 (5150 - 5250 MHz)			U-NII-3 (5725 - 5850 MHz)		
Channel Number	Channel	Frequency (MHz)	Channel Number	Channel	Frequency (MHz)
38	Low	5190	151	Low	5755
46	High	5230	159	High	5795

For 802.11ac(VHT80)/ax(HE80)

U-NII-1 (5150 - 5250 MHz)			U-NII-2A (5250 - 5350 MHz)		
Channel Number	Channel	Frequency (MHz)	Channel Number	Channel	Frequency (MHz)
42	Mid	5210	155	Mid	5775

Note: Preliminary tests were performed in different data rate in above table to find the worst radiated emission. The data rate shown in the table below is the worst-case rate with respect to the specific test item. Investigation has been done on all the possible configurations for searching the worst cases. The following table is a list of the test modes shown in this test report.

Test Items	Mode	Data Rate	Modulation Type	U-NII-1 Channel	U-NII-3 Channel
RF Output Power	11a	6	BPSK	48/44/36	165/157/149
	11n(20 MHz)	6.5		48/44/36	165/157/149
	11n(40 MHz)	13.5		46/38	159/151
	11ac(20 MHz)	6.5		48/44/36	165/157/149
	11ac(40 MHz)	13.5		46/38	159/151
	11ac(80 MHz)	29.3		42	155
	11ax(20 MHz)	4		48/44/36	165/157/149
	11ax(40 MHz)	8		46/38	159/151
	11ax(80 MHz)	17		42	155
Emission Bandwidth & 99% Occupied Bandwidth	11a	6	BPSK	48/44/36	165/157/149
	11n(20 MHz)	6.5		48/44/36	165/157/149
	11n(40 MHz)	13.5		46/38	159/151
	11ac(20 MHz)	6.5		48/44/36	165/157/149
	11ac(40 MHz)	13.5		46/38	159/151
	11ac(80 MHz)	29.3		42	155
	11ax(20 MHz)	4		48/44/36	165/157/149

	11ax(40 MHz)	8		46/38	159/151
	11ax(80 MHz)	17		42	155
6 dB bandwidth	11a	6	BPSK	N/A	165/157/149
	11n(20 MHz)	6.5		N/A	165/157/149
	11n(40 MHz)	13.5		N/A	159/151
	11ac(20 MHz)	6.5		N/A	165/157/149
	11ac(40 MHz)	13.5		N/A	159/151
	11ac(80 MHz)	29.3		N/A	155
	11ax(20 MHz)	4		N/A	165/157/149
	11ax(40 MHz)	8		N/A	159/151
	11ax(80 MHz)	17		N/A	155
Power Spectral Density	11a	6	BPSK	48/44/36	165/157/149
	11n(20 MHz)	6.5		48/44/36	165/157/149
	11n(40 MHz)	13.5		46/38	159/151
	11ac(20 MHz)	6.5		48/44/36	165/157/149
	11ac(40 MHz)	13.5		46/38	159/151
	11ac(80 MHz)	29.3		42	155
	11ax(20 MHz)	4		48/44/36	165/157/149
	11ax(40 MHz)	8		46/38	159/151
	11ax(80 MHz)	17		42	155
Radiated Spurious Emissions	11a	6	BPSK	48/44/36	165/157/149
	11n(20 MHz)	6.5		48/44/36	165/157/149
	11n(40 MHz)	13.5		46/38	159/151
	11ac(20 MHz)	6.5		48/44/36	165/157/149
	11ac(40 MHz)	13.5		46/38	159/151
	11ac(80 MHz)	29.3		42	155
	11ax(20 MHz)	4		48/44/36	165/157/149
	11ax(40 MHz)	8		46/38	159/151
	11ax(80 MHz)	17		42	155
Band Edge (Restricted-band)	11a	6	BPSK	48/36	165/149
	11n(20 MHz)	6.5		48/36	165/149
	11n(40 MHz)	13.5		46/38	159/151
	11ac(20 MHz)	6.5		48/36	165/149
	11ac(40 MHz)	13.5		46/38	159/151
	11ac(80 MHz)	29.3		42	155
	11ax(20 MHz)	4		48/36	165/149
	11ax(40 MHz)	8		46/38	159/151
	11ax(80 MHz)	17		42	155

3 SUMMARY OF TEST RESULTS

3.1 Test Standards

No.	Identity	Document Title
1	47 CFR Part 15 Subpart E	Unlicensed National Information Infrastructure Devices
2	KDB Publication 789033 D02v02r01	Guidelines for Compliance Testing of Unlicensed National Information Infrastructure (U-NII) Devices Part 15, Subpart E
3	KDB Publication 662911 D01v02r01	Emissions Testing of Transmitters with Multiple Outputs in the Same Band (e.g., MIMO, Smart Antenna, etc)
4	ANSI C63.10-2013	American National Standard for Testing Unlicensed Wireless Devices

3.2 Test Verdict

No.	Description	FCC Part No.	Test Result	Verdict
1	Antenna Requirement	15.203	--	Pass[Note1]
2	RF Output Power	15.407(a)	ANNEX A.1	Pass
3	Emission Bandwidth & 99% Occupied Bandwidth	15.407(a)	ANNEX A.2	Pass
4	6 dB bandwidth	15.407(e)	ANNEX A.3	Pass
5	Power Spectral Density	15.407(a)	ANNEX A.4	Pass
6	Conducted Emission	15.207	ANNEX A.5	Pass
7	Radiated Spurious Emissions and Band Edge (Restricted-band)	15.407(b)	ANNEX A.6	Pass
8	Receiver Spurious Emissions	--	--	N/A[Note2]

Note [1]: The EUT has a permanently and irreplaceable attached antenna, which complies with the requirement FCC 15.203.
Note [2]: Only radio communication receivers operating in stand-alone mode within the U-NII-30-960 MHz, as well as scanner receivers, are subject to Industry Canada requirements, so this test is not applicable.
Note [3]: Under all normal operating conditions specified in the user manual, frequency stability can keep radiation within the operating frequency band.

4 GENERAL TEST CONFIGURATIONS

4.1 Test Environments

During the measurement, the normal environmental conditions were within the listed ranges:

Relative Humidity	53% to 64%	
Atmospheric Pressure	100 kPa to 102 kPa	
Temperature	NT (Normal Temperature)	+21.5℃ to +24.6℃
	LT (Low Temperature)	-40℃
	HT (High Temperature)	+85℃
Working Voltage of the EUT	NV (Normal Voltage)	3.3 V
	LV (Low Voltage)	3.0 V
	HV (High Voltage)	3.6 V

4.2 Test Equipment List

Description	Manufacturer	Model	Serial No.	Cal. Date	Cal. Due
Spectrum Analyzer	KEYSIGHT	N9020A	MY46471071	2022.07.26	2023.07.25
Power Sensor	ROHDE&SCHWARZ	NRP18S	102521	2022.03.09	2023.03.08
Spectrum Analyzer	KEYSIGHT	N9020A	MY50531259	2021.09.08	2022.09.07
Spectrum Analyzer	KEYSIGHT	N9020A	MY50531259	2022.09.06	2023.09.05
Signaling Unit	ROHDE&SCHWARZ	CMW500	171150	2022.06.29	2023.06.28
Test Antenna-Horn (1-18 GHz)	SCHWARZBECK	BBHA 9120D	02460	2021.05.19	2024.05.08
Test Antenna-Horn (18-40 GHz)	A-INFO	LB-180400KF	J211060273	2021.07.02	2024.07.01
Anechoic Chamber	RAINFORD	9m*6m*6m	N/A	2021.08.16	2024.08.15
EMI Receiver	ROHDE&SCHWARZ	ESRP	101036	2021.10.10	2022.10.09
Test Antenna-Loop (9 kHz-30 MHz)	SCHWARZBECK	FMZB 1519	1519-037	2021.04.16	2024.04.15
Anechoic Chamber	EMC Electronic Co., Ltd	20.10*11.60 *7.35m	N/A	2021.08.15	2024.08.14
Test Antenna-Bi-Log (30 MHz-3 GHz)	SCHWARZBECK	VULB 9163	9163-624	2021.08.20	2024.08.19
EMI Receiver	KEYSIGHT	N9038A	MY53220118	2021.09.13	2022.09.12
Anechoic Chamber	RAINFORD	9m*6m*6m	N/A	2020.03.16	2023.03.15
EMI Receiver	KEYSIGHT	N9010B	MY57110309	2021.10.10	2022.10.09
LISN	SCHWARZBECK	NSLK 8127	8127-687	2022.06.01	2023.05.31
Shielded Enclosure	YiHeng Electronic Co., Ltd	3.5m*3.1m* 2.8m	N/A	2022.02.19	2025.02.18

4.3 Test Software List

Description	Manufacturer	Software Version	Serial No.	Applicable test Setup
BL410R	BALUN	V2.1.1.488	N/A	The section 4.5.1
BL410E	BALUN	V19.8.28.435	N/A	The section 4.5.2&4.5.3&4.5.4&4.5.5

4.4 Measurement Uncertainty

The following measurement uncertainty levels have been estimated for tests performed on the EUT as specified in CISPR 16-4-2.

This uncertainty represents an expanded uncertainty expressed at approximately the 95% confidence level using a coverage factor of k=2.

Parameters	Uncertainty
Occupied Channel Bandwidth	2.8%
RF output power, conducted	1.28 dB
Power Spectral Density, conducted	1.30 dB
Unwanted Emissions, conducted	1.84 dB
All emissions, radiated	5.36 dB
Temperature	0.82℃
Humidity	4.1%

4.5 Description of Test Setup

4.5.1 For Antenna Port Test

Conducted value (dBm) = Measurement value (dBm) + cable loss (dB)

For example: the measurement value is 10 dBm and the cable 0.5dBm used, then the final result of EUT:
Conducted value (dBm) = 10 dBm + 0.5 dB = 10.5 dBm

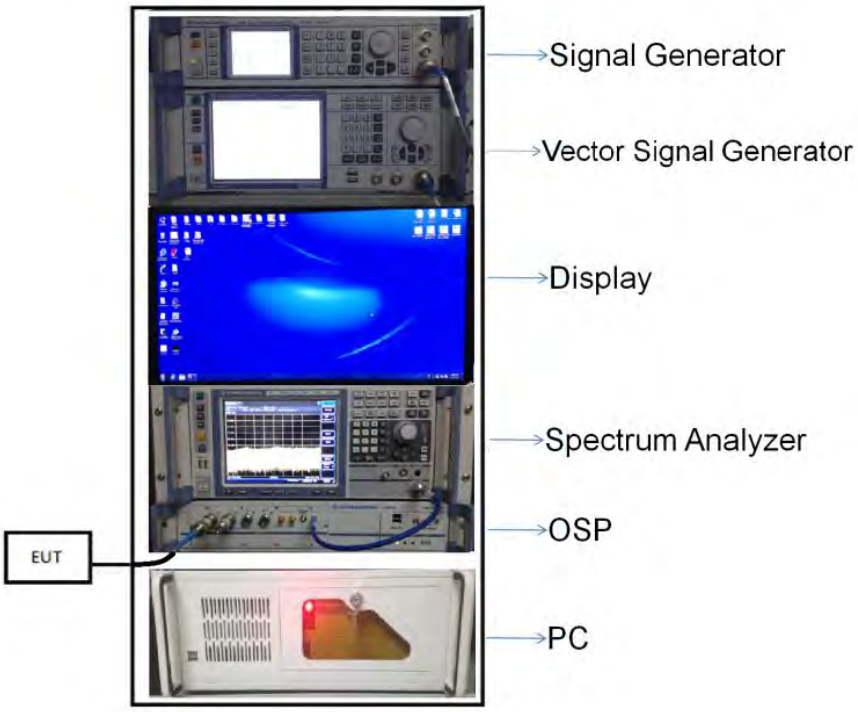

(Diagram 1)

4.5.2 For AC Power Supply Port Test

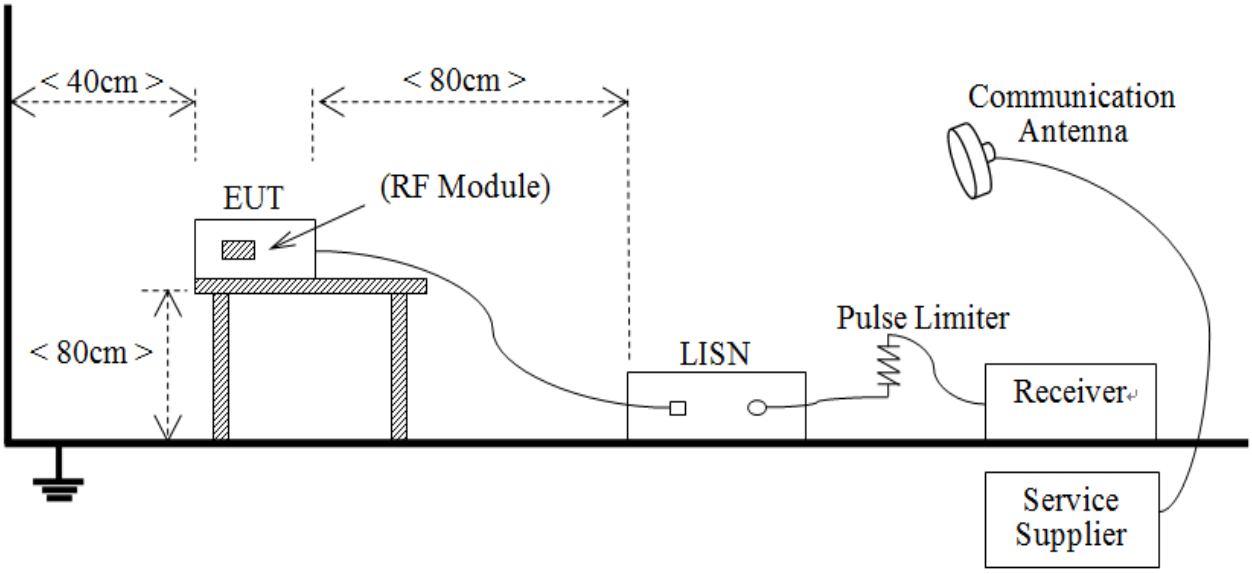

(Diagram 2)

4.5.3 For Radiated Test (Below 30 MHz)



(Diagram 3)

4.5.4 For Radiated Test (30 MHz-1 GHz)

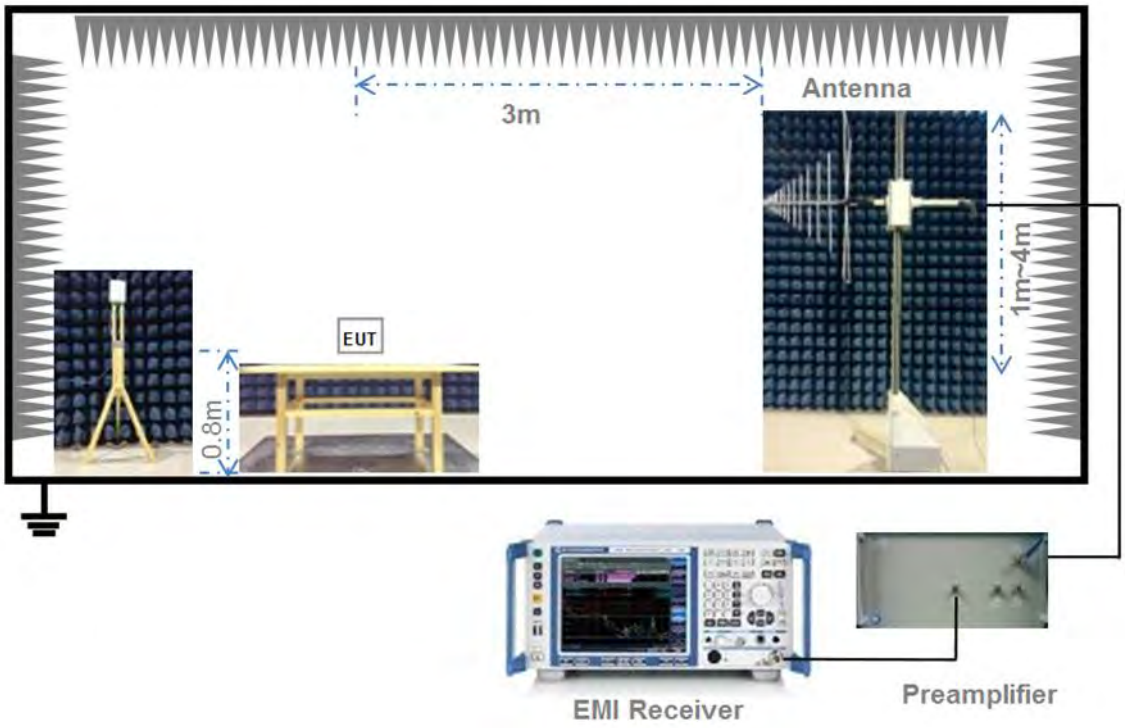

(Diagram 4)

4.5.5 For Radiated Test (Above 1 GHz)

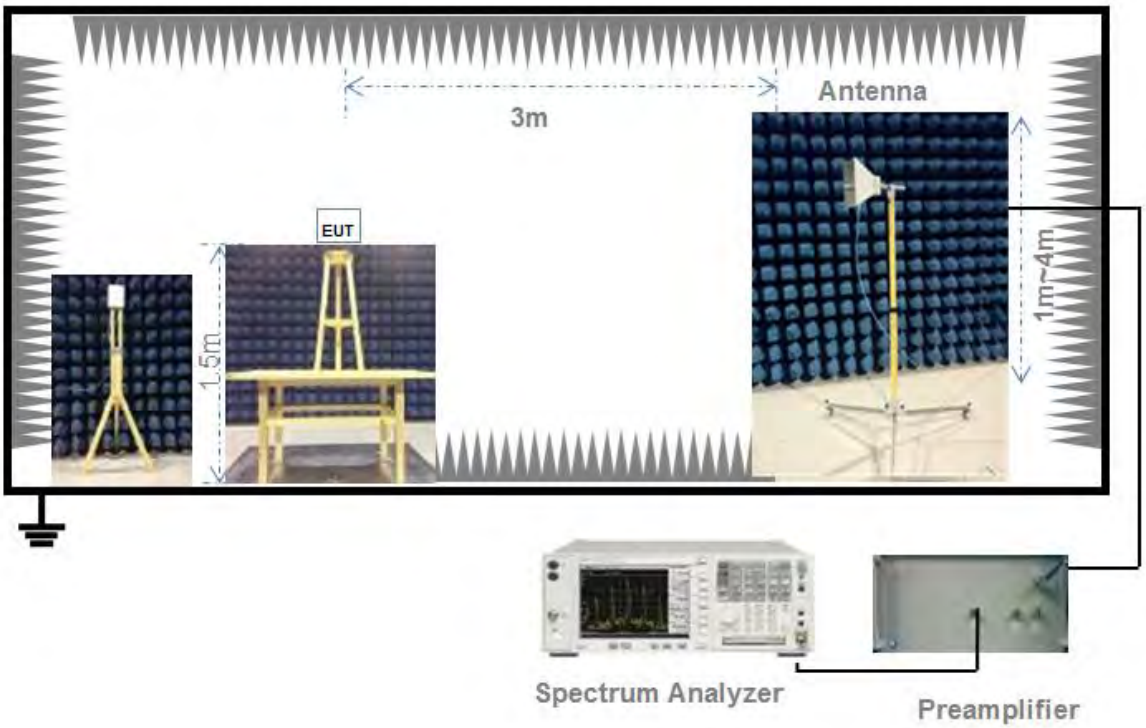

(Diagram 5)

5 TEST ITEMS

5.1 RF Output Power

5.1.1 Test Limit

FCC §15.407(a)

The maximum conducted output power should not exceed:

Frequency Band (MHz)	Limit
5150-5250	250 mW
5250-5350	250 mW or 11 dBm + 10log B, whichever is less.
5470-5725	250 mW or 11 dBm + 10log B, whichever is less.
5725-5850	1 W
Note: Where “B” is the 26 dB emissions bandwidth in MHz.	

5.1.2 Test Setup

The section 4.5.1 (Diagram 1) test setup description was used for this test. The photo of test setup please refer to ANNEX B.

5.1.3 Test Procedure

The maximum peak conducted output power may be measured using a broadband Average RF power meter. The power meter shall have a video bandwidth that is greater than or equal to the emission bandwidth and utilize a fast-responding diode detector.

The E.I.R.P used radiated test method. At a test site that has been validated using the procedures of ANSI C63.4 or the latest CISPR 16-1-4 for measurements above 1 GHz, so as to simulate a near free-space environment.

5.1.4 Test Result

Please refer to ANNEX A.1.

5.2 Emission Bandwidth and 6 dB Bandwidth

5.2.1 Limit

FCC §15.407(a)

Within the 5.725-5.85 GHz band, the minimum 6 dB bandwidth of U-NII devices shall be at least 500 kHz.

5.2.2 Test Setup

The test setup photo please refer to 4.5.1 (Diagram 1) test setup description was used for this test. The photo of test setup please refer to ANNEX B.

5.2.3 Test Procedure

Emission bandwidth

1. Set RBW = approximately 1% of the emission bandwidth.

2. Set VBW ≥ 3*RBW,

3. Detector = Peak.

4. Trace mode = Max hold.

5. Measure the maximum width of the emission that is 26 dB down from the peak of the emission.

Occupied Bandwidth

1. Set Span = 1.5 times to 5.0 times the OBW

2. Set RBW = 1% to 5% of the OBW.

3. Set VBW ≥ 3*RBW, Detector = Peak.

4. Trace mode = Max hold.

5. Use the 99% power bandwidth function of the instrument.

6 dB bandwidth

1. Set RBW = 100 kHz, VBW = 300 kHz.

2. Detector = Peak.Trace mode = Max hold.

3. Allow the trace to stabilize.

4. Measure the maximum width of the emission that is constrained by the frequencies associated with the two outermost amplitude points (upper and lower frequencies) that are attenuated by 6 dB relative to the maximum level measured in the fundamental emission.

5.2.4 Test Result

Please refer to ANNEX A.2 and ANNEX A.3.

5.3 Power Spectral density (PSD)

5.3.1 Limit

FCC §15.407(a)

The maximum power spectral density should not exceed:

Frequency Band (MHz)	Limit
5150-5250	11 dBm/MHz
5250-5350	11 dBm/MHz
5470-5725	11 dBm/MHz
5725-5850	30 dBm/500kHz

5.3.2 Test Setup

The section 4.5.1 (Diagram 1) test setup description was used for this test. The photo of test setup please refer to ANNEX B.

5.3.3 Test Procedure

Set the spectrum analyzer or EMI receiver span to view the entire emission bandwidth.
1. Set RBW = 510 kHz/1 MHz, VBW ≥ 3*RBW, Sweep time = Auto, Detector = RMS.
2. Allow the sweeps to continue until the trace stabilizes.
3. Use the peak marker function to determine the maximum amplitude level.
4. The E.I.R.P spectral density used radiated test method. At a test site that has been validated using the procedures of ANSI C63.4 or the latest CISPR 16-1-4 for measurements above 1 GHz, so as to simulate a near free-space environment.

5.3.4 Test Result

Please refer to ANNEX A.4.

5.4 Conducted Emission

5.4.1 Limit

FCC §15.207

For an intentional radiator that is designed to be connected to the public utility (AC) power line, the radio frequency voltage that is conducted back onto the AC power line on any frequency within the U-NII-150 kHz to 30 MHz shall not exceed the limits in the following table, as measured using a 50μH/50Ω line impedance stabilization network (LISN).

Frequency range (MHz)	Conducted Limit (dBμV)	
	Quai-peak	Average
0.15 - 0.50	66 to 56	56 to 46
0.50 - 5	56	46
0.50 - 30	60	50

5.4.2 Test Setup

The section 4.5.2 (Diagram 2) test setup description was used for this test. The photo of test setup please refer to ANNEX B.

5.4.3 Test Procedure

The maximum conducted interference is searched using Peak (PK), if the emission levels more than the AV and QP limits, and that have narrow margins from the AV and QP limits will be re-measured with AV and QP detectors. Tests for both L phase and N phase lines of the power mains connected to the EUT are performed. Refer to recorded points and plots below.

5.4.4 Test Result

Please refer to ANNEX A.5.

5.5 Radiated Spurious Emissions and Band Edge (Restricted-band)

5.5.1 Limit

FCC §15.209 & 15.407(b)

Frequency (MHz)	Field Strength (μV/m)	Measurement Distance (m)
0.009 - 0.490	2400/F(kHz)	300
0.490 - 1.705	24000/F(kHz)	30
1.705 - 30.0	30	30
30 - 88	100	3
88 - 216	150	3
216 - 960	200	3
Above 960	500	3

Note [1]: The Limit for radiated test was performed according to FCC Part 15C
Note [2]: The tighter limit applies at the band edge.

Un-restricted band emissions	
Out Operating Band (MHz)	Limit
5150 - 5250	e.i.r.p. -27 dBm (68.2 dBuV/m@3m)
5250 - 5350	e.i.r.p. -27 dBm (68.2 dBuV/m@3m)
5470 - 5725	e.i.r.p. -27 dBm (68.2 dBuV/m@3m)
5725 - 5850	All emissions shall be limited to a level of -27 dBm/MHz at 75 MHz or more above or below the band edge increasing linearly to 10 dBm/MHz at 25 MHz above or below the band edge, and from 25 MHz above or below the band edge increasing linearly to a level of 15.6 dBm/MHz at 5 MHz above or below the band edge, and from 5 MHz above or below the band edge increasing linearly to a level of 27 dBm/MHz at the band edge. 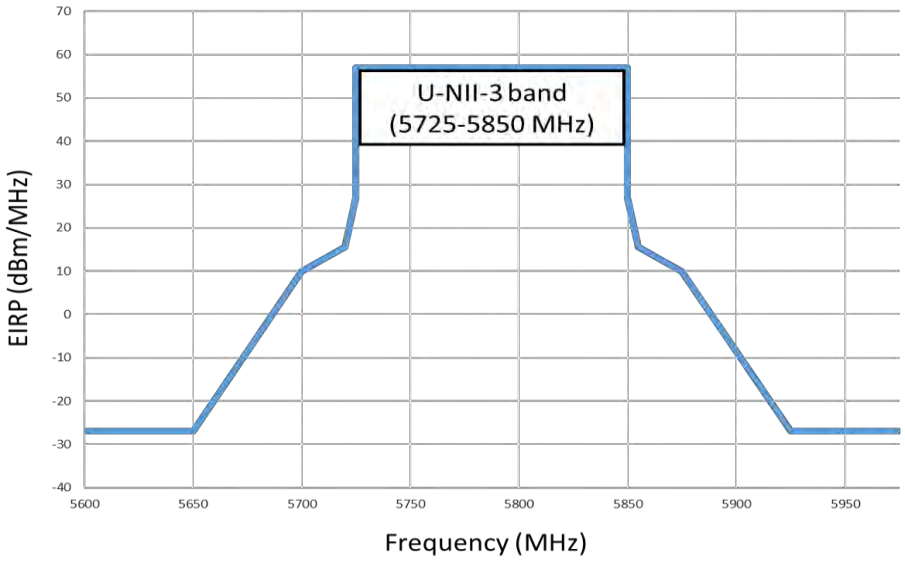

Note: The following formula is used to convert the equipment isotropic radiated power (eirp) to field strength.

5.5.2 Test Setup

The section 4.5.3-4.5.5 (Diagram 3 - Diagram 5) test setup description was used for this test. The photo of test setup please refer to ANNEX B.

5.5.3 Test Procedure

Since the emission limits are specified in terms of radiated field strength levels, measurements performed to demonstrate compliance have traditionally relied on a radiated test configuration. Radiated measurements remain the principal method for demonstrating compliance to the specified limits; however antenna-port conducted measurements are also now acceptable to demonstrate compliance (see below for details). When radiated measurements are utilized, test site requirements and procedures for maximizing and measuring radiated emissions that are described in ANSI C63.10 shall be followed.

Antenna-port conducted measurements may also be used as an alternative to radiated measurements for demonstrating compliance in the restricted frequency bands. If conducted measurements are performed, then proper impedance matching must be ensured and an additional radiated test for cabinet/case spurious emissions is required.

General Procedure for conducted measurements in restricted bands

a) Measure the conducted output power (in dBm) using the detector specified (see guidance regarding measurement procedures for determining quasi-peak, peak, and average conducted output power, respectively).

b) Add the appropriate maximum ground reflection factor to the EIRP level (6 dB for frequencies ≤ 30 MHz, 4.7 dB for frequencies between 30 MHz and 1000 MHz, inclusive and 0 dB for frequencies > 1000 MHz).

c) For devices with multiple antenna-ports, measure the power of each individual chain and sum the EIRP of all chains in linear terms (e.g., Watts, mW).

d) Convert the resultant EIRP level to an equivalent electric field strength using the following relationship:

$E = EIRP – 20\log D + 104.8$

where:

E = electric field strength in dBμV/m,

EIRP = equivalent isotropic radiated power in dBm

D = specified measurement distance in meters.

e) Compare the resultant electric field strength level to the applicable limit.

f) Perform radiated spurious emission test.

Quasi-Peak measurement procedure

The specifications for measurements using the CISPR quasi-peak detector can be found in Publication 16 of the International Special Committee on Radio Frequency Interference (CISPR) of the International Electrotechnical Commission.

As an alternative to CISPR quasi-peak measurement, compliance can be demonstrated to the applicable

emission limits using a peak detector.

Peak power measurement procedure

Peak emission levels are measured by setting the instrument as follows:

a) RBW = as specified in Table 1.

b) VBW ≥ 3 x RBW.

c) Detector = Peak.

d) Sweep time = auto.

e) Trace mode = max hold.

f) Allow sweeps to continue until the trace stabilizes. (Note that the required measurement time may be longer for low duty cycle applications).

Table 1—RBW as a function of frequency

Frequency	RBW
9-150 kHz	200-300 Hz
0.15-30 MHz	9-10 kHz
30-1000 MHz	100-120 kHz
> 1000 MHz	1 MHz

If the peak-detected amplitude can be shown to comply with the average limit, then it is not necessary to perform a separate average measurement.

Trace averaging across on and off times of the EUT transmissions followed by duty cycle correction

If continuous transmission of the EUT (i.e., duty cycle ≥ 98 percent) cannot be achieved and the duty cycle is constant (i.e., duty cycle variations are less than ± 2 percent), then the following procedure shall be used:

a) The EUT shall be configured to operate at the maximum achievable duty cycle.

b) Measure the duty cycle, x, of the transmitter output signal as described in section 6.0.

c) RBW = 1 MHz (unless otherwise specified).

d) VBW ≥ 3 x RBW.

e) Detector = RMS, if span/(# of points in sweep) ≤ (RBW/2). Satisfying this condition may require increasing the number of points in the sweep or reducing the span. If this condition cannot be satisfied, then the detector mode shall be set to peak.

f) Averaging type = power (i.e., RMS).

1) As an alternative, the detector and averaging type may be set for linear voltage averaging.

2) Some instruments require linear display mode in order to use linear voltage averaging. Log or dB averaging shall not be used.

g) Sweep time = auto.

h) Perform a trace average of at least 100 traces.

i) A correction factor shall be added to the measurement results prior to comparing to the emission limit in order to compute the emission level that would have been measured had the test been performed at 100 percent duty cycle. The correction factor is computed as follows:

1) If power averaging (RMS) mode was used in step f), then the applicable correction factor is 10 log(1/x), where x is the duty cycle.

2) If linear voltage averaging mode was used in step f), then the applicable correction factor is 20 log(1/x), where x is the duty cycle.

3) If a specific emission is demonstrated to be continuous (≥ 98 percent duty cycle) rather than turning on and off with the transmit cycle, then no duty cycle correction is required for that emission.

NOTE: Reduction of the measured emission amplitude levels to account for operational duty factor is not permitted. Compliance is based on emission levels occurring during transmission - not on an average across on and off times of the transmitter.

Determining the applicable transmit antenna gain

A conducted power measurement will determine the maximum output power associated with a restricted band emission; however, in order to determine the associated EIRP level, the gain of the transmitting antenna (in dBi) must be added to the measured output power (in dBm).

Since the out-of-band characteristics of the EUT transmit antenna will often be unknown, the use of a conservative antenna gain value is necessary. Thus, when determining the EIRP based on the measured conducted power, the upper bound on antenna gain for a device with a single RF output shall be selected as the maximum in-band gain of the antenna across all operating bands, or 2 dBi, whichever is greater. However, for devices that operate in multiple frequency bands while using the same transmit antenna, the highest gain of the antenna within the operating band nearest in frequency to the restricted band emission being measured may be used in lieu of the overall highest gain when the emission is at a frequency that is within 20 percent of the nearest band edge frequency, but in no case shall a value less than 2 dBi be used.

See KDB 662911 for guidance on calculating the additional array gain term when determining the effective antenna gain for a EUT with multiple outputs occupying the same or overlapping frequency ranges in the same band.

Radiated spurious emission test

An additional consideration when performing conducted measurements of restricted band emissions is that unwanted emissions radiating from the EUT cabinet, control circuits, power leads, or intermediate circuit elements will likely go undetected in a conducted measurement configuration. To address this concern, a radiated test shall be performed to ensure that emissions emanating from the EUT cabinet (rather than the antenna port) also comply with the applicable limits.

For these cabinet radiated spurious emission measurements the EUT transmit antenna may be replaced with a termination matching the nominal impedance of the antenna. Procedures for performing radiated measurements are specified in ANSI C63.10. All detected emissions shall comply with the applicable limits.

The measurement frequency range is from 30 MHz to the 10th harmonic of the fundamental frequency. The Turn Table is actuated to turn from 0° to 360°, and both horizontal and vertical polarizations of the Test Antenna are used to find the maximum radiated power. Mid channels on all channel bandwidth verified. Only the worst RB size/offset presented.

The power of the EUT transmitting frequency should be ignored.

All Spurious Emission tests were performed in X, Y, Z axis direction. And only the worst axis test condition was recorded in this test report.

Use the following spectrum analyzer settings:

Span = wide enough to fully capture the emission being measured
RBW = 1 MHz for f ≥ 1 GHz, 100 kHz for f < 1 GHz
VBW ≥ RBW
Sweep = auto
Detector function = peak
Trace = max hold

5.5.4 Test Result

Please refer to ANNEX A.6.

ANNEX A TEST RESULT

A.1 RF Output Power

Note [1]: For FCC standard, if transmitting antennas of directional gain greater than 6 dBi are used, all band maximum conducted output power shall be reduced by the amount in dB that the directional gain of the antenna exceeds 6 dBi.

Note [2]: All the configurations were tested, but only the worst data was shown in this report.

Duty Cycle

Test Mode	On Time (ms)	On+Off time (ms)	Duty Cycle
11a	1.43	1.45	98.76%
11n (HT20)/11ac (VHT20)	1.35	1.37	98.83%
11n (HT40)/11ac (VHT40)	0.67	0.69	97.05%
11ac (VHT80)	0.33	0.35	95.40%
11ax (HE20)	1.05	1.06	98.68%
11ax (HE40)	0.55	0.57	97.37%
11ax (HE80)	0.29	0.31	95.05%

Test Data

Conducted Power

Main Antenna

U-NII-1 (5150 - 5250 MHz)					
Mode	Channel	Conducted Power (dBm)	Conducted Power (mW)	FCC Limit (mW)	Verdict
11a	CH36	13.16	20.72	250	Pass
11a	CH44	16.67	46.50	250	Pass
11a	CH48	16.84	48.35	250	Pass
11n (HT20)	CH36	13.26	21.19	250	Pass
11n (HT20)	CH44	16.44	44.07	250	Pass
11n (HT20)	CH48	16.51	44.78	250	Pass
11n (HT40)	CH38	12.62	18.28	250	Pass
11n (HT40)	CH46	16.91	49.09	250	Pass
11ac (VHT20)	CH36	13.64	23.13	250	Pass
11ac (VHT20)	CH44	16.79	47.77	250	Pass
11ac (VHT20)	CH48	16.95	49.56	250	Pass
11ac (VHT40)	CH38	11.54	14.26	250	Pass
11ac (VHT40)	CH46	16.90	48.98	250	Pass
11ac (VHT80)	CH42	10.84	12.15	250	Pass
11ax (HE20)(SU)	CH36	14.46	27.91	250	Pass
11ax (HE20)(SU)	CH44	16.57	45.37	250	Pass
11ax (HE20)(SU)	CH48	16.67	46.43	250	Pass
11ax (HE40)(SU)	CH38	11.83	15.23	250	Pass
11ax (HE40)(SU)	CH46	16.65	46.19	250	Pass
11ax (HE80)(SU)	CH42	9.54	9.00	250	Pass

U-NII-3 (5725 - 5850 MHz)					
Mode	Channel	Conducted Power (dBm)	Conducted Power (mW)	FCC Limit (mW)	Verdict
11a	CH149	13.67	23.30	1000	Pass
11a	CH157	13.48	22.31	1000	Pass
11a	CH165	13.46	22.20	1000	Pass
11n (HT20)	CH149	13.71	23.50	1000	Pass
11n (HT20)	CH157	13.67	23.29	1000	Pass
11n (HT20)	CH165	13.57	22.76	1000	Pass
11n (HT40)	CH151	13.87	24.38	1000	Pass
11n (HT40)	CH159	13.61	22.96	1000	Pass
11ac (VHT20)	CH149	13.86	24.33	1000	Pass
11ac (VHT20)	CH157	13.79	23.94	1000	Pass
11ac (VHT20)	CH165	13.74	23.67	1000	Pass
11ac (VHT40)	CH151	13.80	23.99	1000	Pass
11ac (VHT40)	CH159	13.76	23.77	1000	Pass
11ac (VHT80)	CH155	13.77	23.85	1000	Pass
11ax (HE20)(SU)	CH149	13.63	23.06	1000	Pass
11ax (HE20)(SU)	CH157	13.55	22.63	1000	Pass
11ax (HE20)(SU)	CH165	13.60	22.90	1000	Pass
11ax (HE40)(SU)	CH151	13.85	24.24	1000	Pass
11ax (HE40)(SU)	CH159	13.87	24.35	1000	Pass
11ax (HE80)(SU)	CH155	13.64	23.12	1000	Pass

Aux. Antenna

U-NII-1 (5150 - 5250 MHz)					
Mode	Channel	Conducted Power (dBm)	Conducted Power (mW)	FCC Limit (mW)	Verdict
11a	CH36	14.62	29.00	250	Pass
11a	CH44	16.94	49.48	250	Pass
11a	CH48	16.70	46.82	250	Pass
11n (HT20)	CH36	14.64	29.12	250	Pass
11n (HT20)	CH44	16.95	49.56	250	Pass
11n (HT20)	CH48	16.61	45.83	250	Pass
11n (HT40)	CH38	11.69	14.76	250	Pass
11n (HT40)	CH46	16.75	47.32	250	Pass
11ac (VHT20)	CH36	13.83	24.16	250	Pass
11ac (VHT20)	CH44	16.62	45.93	250	Pass
11ac (VHT20)	CH48	16.80	47.88	250	Pass
11ac (VHT40)	CH38	12.07	16.11	250	Pass
11ac (VHT40)	CH46	16.91	49.09	250	Pass
11ac (VHT80)	CH42	10.74	11.87	250	Pass
11ax (HE20)(SU)	CH36	14.35	27.21	250	Pass
11ax (HE20)(SU)	CH44	16.80	47.84	250	Pass
11ax (HE20)(SU)	CH48	15.82	38.17	250	Pass
11ax (HE40)(SU)	CH38	12.95	19.71	250	Pass
11ax (HE40)(SU)	CH46	16.71	46.84	250	Pass
11ax (HE80)(SU)	CH42	11.09	12.85	250	Pass

U-NII-3 (5725 - 5850 MHz)					
Mode	Channel	Conducted Power (dBm)	Conducted Power (mW)	FCC Limit (mW)	Verdict
11a	CH149	13.62	23.04	1000	Pass
11a	CH157	13.77	23.85	1000	Pass
11a	CH165	13.88	24.46	1000	Pass
11n (HT20)	CH149	13.59	22.86	1000	Pass
11n (HT20)	CH157	13.79	23.94	1000	Pass
11n (HT20)	CH165	13.85	24.27	1000	Pass
11n (HT40)	CH151	13.80	23.99	1000	Pass
11n (HT40)	CH159	13.93	24.72	1000	Pass
11ac (VHT20)	CH149	13.75	23.72	1000	Pass
11ac (VHT20)	CH157	13.94	24.78	1000	Pass
11ac (VHT20)	CH165	13.58	22.81	1000	Pass
11ac (VHT40)	CH151	13.76	23.77	1000	Pass
11ac (VHT40)	CH159	13.86	24.32	1000	Pass
11ac (VHT80)	CH155	13.78	23.90	1000	Pass
11ax (HE20)(SU)	CH149	13.84	24.20	1000	Pass
11ax (HE20)(SU)	CH157	13.56	22.69	1000	Pass
11ax (HE20)(SU)	CH165	13.55	22.63	1000	Pass
11ax (HE40)(SU)	CH151	13.79	23.91	1000	Pass
11ax (HE40)(SU)	CH159	13.63	23.05	1000	Pass
11ax (HE80)(SU)	CH155	13.68	23.34	1000	Pass

MIMO-Main Antenna

U-NII-1 (5150 - 5250 MHz)					
Mode	Channel	Conducted Power (dBm)	Conducted Power (mW)	FCC Limit (mW)	Verdict
11n (HT20)	CH36	13.55	22.65	250	Pass
11n (HT20)	CH44	13.61	22.97	250	Pass
11n (HT20)	CH48	13.74	23.67	250	Pass
11n (HT40)	CH38	10.67	11.67	250	Pass
11n (HT40)	CH46	13.76	23.77	250	Pass
11ac (VHT20)	CH36	13.46	22.19	250	Pass
11ac (VHT20)	CH44	13.62	23.02	250	Pass
11ac (VHT20)	CH48	13.75	23.72	250	Pass
11ac (VHT40)	CH38	10.62	11.53	250	Pass
11ac (VHT40)	CH46	13.79	23.93	250	Pass
11ac (VHT80)	CH42	8.22	6.64	250	Pass
11ax (HE20)(SU)	CH36	11.71	14.82	250	Pass
11ax (HE20)(SU)	CH44	13.88	24.42	250	Pass
11ax (HE20)(SU)	CH48	13.81	24.03	250	Pass
11ax (HE40)(SU)	CH38	11.31	13.51	250	Pass
11ax (HE40)(SU)	CH46	13.80	23.97	250	Pass
11ax (HE80)(SU)	CH42	9.01	7.96	250	Pass

U-NII-3 (5725 - 5850 MHz)					
Mode	Channel	Conducted Power (dBm)	Conducted Power (mW)	FCC Limit (mW)	Verdict
11n (HT20)	CH149	10.81	12.05	1000	Pass
11n (HT20)	CH157	10.69	11.73	1000	Pass
11n (HT20)	CH165	10.56	11.38	1000	Pass
11n (HT40)	CH151	10.92	12.36	1000	Pass
11n (HT40)	CH159	10.89	12.27	1000	Pass
11ac (VHT20)	CH149	10.72	11.81	1000	Pass
11ac (VHT20)	CH157	10.61	11.51	1000	Pass
11ac (VHT20)	CH165	10.52	11.28	1000	Pass
11ac (VHT40)	CH151	10.94	12.42	1000	Pass
11ac (VHT40)	CH159	10.80	12.02	1000	Pass
11ac (VHT80)	CH155	10.68	11.71	1000	Pass
11ax (HE20)(SU)	CH149	10.84	12.13	1000	Pass
11ax (HE20)(SU)	CH157	10.54	11.32	1000	Pass
11ax (HE20)(SU)	CH165	10.62	11.53	1000	Pass
11ax (HE40)(SU)	CH151	10.86	12.18	1000	Pass
11ax (HE40)(SU)	CH159	10.56	11.37	1000	Pass
11ax (HE80)(SU)	CH155	10.91	12.33	1000	Pass

MIMO-Aux. Antenna

U-NII-1 (5150 - 5250 MHz)					
Mode	Channel	Conducted Power (dBm)	Conducted Power (mW)	FCC Limit (mW)	Verdict
11n (HT20)	CH36	12.93	19.64	250	Pass
11n (HT20)	CH44	13.71	23.50	250	Pass
11n (HT20)	CH48	13.74	23.67	250	Pass
11n (HT40)	CH38	9.60	9.12	250	Pass
11n (HT40)	CH46	13.50	22.39	250	Pass
11ac (VHT20)	CH36	13.94	24.78	250	Pass
11ac (VHT20)	CH44	13.75	23.72	250	Pass
11ac (VHT20)	CH48	13.76	23.78	250	Pass
11ac (VHT40)	CH38	9.60	9.12	250	Pass
11ac (VHT40)	CH46	13.51	22.44	250	Pass
11ac (VHT80)	CH42	7.45	5.56	250	Pass
11ax (HE20)(SU)	CH36	12.10	16.21	250	Pass
11ax (HE20)(SU)	CH44	13.82	24.09	250	Pass
11ax (HE20)(SU)	CH48	13.63	23.06	250	Pass
11ax (HE40)(SU)	CH38	11.13	12.96	250	Pass
11ax (HE40)(SU)	CH46	13.76	23.75	250	Pass
11ax (HE80)(SU)	CH42	8.87	7.71	250	Pass

U-NII-3 (5725 - 5850 MHz)					
Mode	Channel	Conducted Power (dBm)	Conducted Power (mW)	FCC Limit (mW)	Verdict
11n (HT20)	CH149	10.69	11.73	1000	Pass
11n (HT20)	CH157	10.79	12.00	1000	Pass
11n (HT20)	CH165	10.67	11.67	1000	Pass
11n (HT40)	CH151	10.85	12.16	1000	Pass
11n (HT40)	CH159	10.87	12.22	1000	Pass
11ac (VHT20)	CH149	10.59	11.46	1000	Pass
11ac (VHT20)	CH157	10.82	12.08	1000	Pass
11ac (VHT20)	CH165	10.71	11.78	1000	Pass
11ac (VHT40)	CH151	10.96	12.47	1000	Pass
11ac (VHT40)	CH159	10.84	12.13	1000	Pass
11ac (VHT80)	CH155	10.74	11.87	1000	Pass
11ax (HE20)(SU)	CH149	10.55	11.34	1000	Pass
11ax (HE20)(SU)	CH157	10.69	11.72	1000	Pass
11ax (HE20)(SU)	CH165	10.71	11.77	1000	Pass
11ax (HE40)(SU)	CH151	10.77	11.93	1000	Pass
11ax (HE40)(SU)	CH159	10.75	11.87	1000	Pass
11ax (HE80)(SU)	CH155	10.79	12.00	1000	Pass

MIMO

U-NII-1 (5150 - 5250 MHz)					
Mode	Channel	Conducted Power (dBm)	Conducted Power (mW)	FCC Limit (mW)	Verdict
11n (HT20)	CH36	16.26	42.29	250	Pass
11n (HT20)	CH44	16.67	46.47	250	Pass
11n (HT20)	CH48	16.75	47.33	250	Pass
11n (HT40)	CH38	13.18	20.79	250	Pass
11n (HT40)	CH46	16.64	46.16	250	Pass
11ac (VHT20)	CH36	16.72	46.97	250	Pass
11ac (VHT20)	CH44	16.70	46.74	250	Pass
11ac (VHT20)	CH48	16.77	47.50	250	Pass
11ac (VHT40)	CH38	13.15	20.66	250	Pass
11ac (VHT40)	CH46	16.66	46.37	250	Pass
11ac (VHT80)	CH42	10.87	12.21	250	Pass
11ax (HE20)(SU)	CH36	14.92	31.03	250	Pass
11ax (HE20)(SU)	CH44	16.86	48.51	250	Pass
11ax (HE20)(SU)	CH48	16.73	47.09	250	Pass
11ax (HE40)(SU)	CH38	14.23	26.47	250	Pass
11ax (HE40)(SU)	CH46	16.79	47.71	250	Pass
11ax (HE80)(SU)	CH42	11.95	15.67	250	Pass

U-NII-3 (5725 - 5850 MHz)					
Mode	Channel	Conducted Power (dBm)	Conducted Power (mW)	FCC Limit (mW)	Verdict
11n (HT20)	CH149	13.76	23.78	1000	Pass
11n (HT20)	CH157	13.75	23.72	1000	Pass
11n (HT20)	CH165	13.63	23.05	1000	Pass
11n (HT40)	CH151	13.90	24.52	1000	Pass
11n (HT40)	CH159	13.89	24.49	1000	Pass
11ac (VHT20)	CH149	13.67	23.26	1000	Pass
11ac (VHT20)	CH157	13.73	23.59	1000	Pass
11ac (VHT20)	CH165	13.63	23.05	1000	Pass
11ac (VHT40)	CH151	13.96	24.89	1000	Pass
11ac (VHT40)	CH159	13.83	24.16	1000	Pass
11ac (VHT80)	CH155	13.72	23.58	1000	Pass
11ax (HE20)(SU)	CH149	13.71	23.47	1000	Pass
11ax (HE20)(SU)	CH157	13.62	23.03	1000	Pass
11ax (HE20)(SU)	CH165	13.67	23.30	1000	Pass
11ax (HE40)(SU)	CH151	13.82	24.11	1000	Pass
11ax (HE40)(SU)	CH159	13.66	23.24	1000	Pass
11ax (HE80)(SU)	CH155	13.86	24.33	1000	Pass

A.2 Emission Bandwidth & 99% Bandwidth

Note [1]: Test plots please refer to the document “Annex No.: BL-SZ2280883-604 Data Part 1.pdf”.
Note [2]: All antenna were tested, but only the worst case has been reported in this report.
Note [3]: All the configurations were tested, but only the worst data was shown in this report.

Test Data

Main Antenna

U-NII-1 (5150 - 5250 MHz)			
Mode	Channel	26 dB Bandwidth (MHz)	99% Bandwidth (MHz)
11a	CH36	20.42	16.64
11a	CH44	31.00	16.90
11a	CH48	34.43	17.03
11n (HT20)	CH36	20.57	17.65
11n (HT20)	CH44	31.02	17.86
11n (HT20)	CH48	33.47	17.92
11n (HT40)	CH38	40.63	36.21
11n (HT40)	CH46	73.71	36.66
11ac (VHT20)	CH36	20.08	17.64
11ac (VHT20)	CH44	30.49	17.87
11ac (VHT20)	CH48	31.06	17.86
11ac (VHT40)	CH38	42.13	36.21
11ac (VHT40)	CH46	77.41	36.67
11ac (VHT80)	CH42	82.30	76.68
11ax (HE20)(SU)	CH36	21.48	18.81
11ax (HE20)(SU)	CH44	30.80	18.87
11ax (HE20)(SU)	CH48	30.73	18.88
11ax (HE40)(SU)	CH38	40.81	37.57
11ax (HE40)(SU)	CH46	58.79	37.69
11ax (HE80)(SU)	CH42	80.78	77.70

U-NII-3 (5725 - 5850 MHz)			
Mode	Channel	26 dB Bandwidth (MHz)	99% Bandwidth (MHz)
11a	CH149	20.04	16.62
11a	CH157	20.09	16.63
11a	CH165	19.90	16.63
11n (HT20)	CH149	20.28	17.62
11n (HT20)	CH157	20.44	17.61
11n (HT20)	CH165	20.46	17.65
11n (HT40)	CH151	40.83	36.17
11n (HT40)	CH159	40.71	36.17
11ac (VHT20)	CH149	20.13	17.61
11ac (VHT20)	CH157	20.15	17.62
11ac (VHT20)	CH165	20.19	17.62
11ac (VHT40)	CH151	42.45	36.15
11ac (VHT40)	CH159	41.00	36.18
11ac (VHT80)	CH155	81.97	76.54
11ax (HE20)(SU)	CH149	20.70	18.76
11ax (HE20)(SU)	CH157	20.51	18.77
11ax (HE20)(SU)	CH165	20.52	18.79
11ax (HE40)(SU)	CH151	40.66	37.52
11ax (HE40)(SU)	CH159	40.80	37.57
11ax (HE80)(SU)	CH155	80.85	77.58

Aux. Antenna

U-NII-1 (5150 - 5250 MHz)			
Mode	Channel	26 dB Bandwidth (MHz)	99% Bandwidth (MHz)
11a	CH36	23.29	16.73
11a	CH44	34.93	17.02
11a	CH48	29.91	16.84
11n (HT20)	CH36	25.03	17.74
11n (HT20)	CH44	36.43	18.00
11n (HT20)	CH48	31.31	17.84
11n (HT40)	CH38	42.89	36.28
11n (HT40)	CH46	73.36	36.74
11ac (VHT20)	CH36	25.62	17.76
11ac (VHT20)	CH44	38.17	18.06
11ac (VHT20)	CH48	36.75	17.98
11ac (VHT40)	CH38	41.15	36.27
11ac (VHT40)	CH46	71.78	36.71
11ac (VHT80)	CH42	82.23	76.93
11ax (HE20)(SU)	CH36	23.44	18.83
11ax (HE20)(SU)	CH44	31.66	18.93
11ax (HE20)(SU)	CH48	27.25	18.86
11ax (HE40)(SU)	CH38	40.85	37.60
11ax (HE40)(SU)	CH46	66.34	37.72
11ax (HE80)(SU)	CH42	80.88	77.70

U-NII-3 (5725 - 5850 MHz)			
Mode	Channel	26 dB Bandwidth (MHz)	99% Bandwidth (MHz)
11a	CH149	19.65	16.62
11a	CH157	19.77	16.63
11a	CH165	19.82	16.65
11n (HT20)	CH149	20.08	17.60
11n (HT20)	CH157	20.21	17.63
11n (HT20)	CH165	20.13	17.63
11n (HT40)	CH151	45.83	36.28
11n (HT40)	CH159	41.95	36.25
11ac (VHT20)	CH149	20.72	17.63
11ac (VHT20)	CH157	21.39	17.69
11ac (VHT20)	CH165	21.28	17.64
11ac (VHT40)	CH151	43.78	36.26
11ac (VHT40)	CH159	40.76	36.23
11ac (VHT80)	CH155	114.10	76.91
11ax (HE20)(SU)	CH149	20.62	18.76
11ax (HE20)(SU)	CH157	20.56	18.77
11ax (HE20)(SU)	CH165	20.72	18.75
11ax (HE40)(SU)	CH151	40.62	37.59
11ax (HE40)(SU)	CH159	40.65	37.60
11ax (HE80)(SU)	CH155	97.21	77.80

A.3 6 dB Bandwidth

Note: Test plots please refer to the document “Annex No.: BL-SZ2280883-604 Data Part 2.pdf”.
Note [2]: All antenna were tested, but only the worst case has been reported in this report.
Note [3]: All the configurations were tested, but only the worst data was shown in this report.
Test Data
Main Antenna

U-NII-3 (5725 - 5850 MHz)				
Mode	Channel	6 dB Bandwidth (MHz)	Limit (kHz)	Verdict
11a	CH149	16.45	500.00	Pass
11a	CH157	16.45	500.00	Pass
11a	CH165	16.45	500.00	Pass
11n (HT20)	CH149	17.45	500.00	Pass
11n (HT20)	CH157	17.65	500.00	Pass
11n (HT20)	CH165	17.65	500.00	Pass
11n (HT40)	CH151	35.55	500.00	Pass
11n (HT40)	CH159	35.80	500.00	Pass
11ac (VHT20)	CH149	17.40	500.00	Pass
11ac (VHT20)	CH157	17.40	500.00	Pass
11ac (VHT20)	CH165	17.45	500.00	Pass
11ac (VHT40)	CH151	35.55	500.00	Pass
11ac (VHT40)	CH159	35.75	500.00	Pass
11ac (VHT80)	CH155	75.85	500.00	Pass
11ax (HE20)(SU)	CH149	18.45	500.00	Pass
11ax (HE20)(SU)	CH157	18.60	500.00	Pass
11ax (HE20)(SU)	CH165	18.45	500.00	Pass
11ax (HE40)(SU)	CH151	36.75	500.00	Pass
11ax (HE40)(SU)	CH159	36.85	500.00	Pass
11ax (HE80)(SU)	CH155	77.65	500.00	Pass

Aux. Antenna

U-NII-3 (5725 - 5850 MHz)				
Mode	Channel	6 dB Bandwidth (MHz)	Limit (kHz)	Verdict
11a	CH149	16.45	500.00	Pass
11a	CH157	16.45	500.00	Pass
11a	CH165	16.45	500.00	Pass
11n (HT20)	CH149	17.40	500.00	Pass
11n (HT20)	CH157	17.65	500.00	Pass
11n (HT20)	CH165	17.45	500.00	Pass
11n (HT40)	CH151	35.75	500.00	Pass
11n (HT40)	CH159	35.90	500.00	Pass
11ac (VHT20)	CH149	17.65	500.00	Pass
11ac (VHT20)	CH157	17.65	500.00	Pass
11ac (VHT20)	CH165	17.65	500.00	Pass
11ac (VHT40)	CH151	35.75	500.00	Pass
11ac (VHT40)	CH159	35.85	500.00	Pass
11ac (VHT80)	CH155	76.45	500.00	Pass
11ax (HE20)(SU)	CH149	18.45	500.00	Pass
11ax (HE20)(SU)	CH157	18.55	500.00	Pass
11ax (HE20)(SU)	CH165	18.55	500.00	Pass
11ax (HE40)(SU)	CH151	37.35	500.00	Pass
11ax (HE40)(SU)	CH159	37.00	500.00	Pass
11ax (HE80)(SU)	CH155	78.10	500.00	Pass

A.4 Power Spectral Density

Note [1]: Test plots please refer to the document “Annex No.: BL-SZ2280883-604 Data Part 3.pdf”.
Note [2]: The RBW used in U-NII-3 is 1 MHz, and the PSD factor is: 10*log (500 kHz/RBW) =-3 dBm.
Note [3]: All the configurations were tested, but only the worst data was shown in this report.

Test Data

Main Antenna

U-NII-1 (5150 - 5250 MHz)				
Mode	Channel	PSD (dBm/MHz)	Limit (dBm/MHz)	Verdict
11a	CH36	1.53	11.00	Pass
11a	CH44	5.13	11.00	Pass
11a	CH48	5.26	11.00	Pass
11n (HT20)	CH36	1.46	11.00	Pass
11n (HT20)	CH44	4.59	11.00	Pass
11n (HT20)	CH48	4.71	11.00	Pass
11n (HT40)	CH38	-2.20	11.00	Pass
11n (HT40)	CH46	2.01	11.00	Pass
11ac (VHT20)	CH36	1.91	11.00	Pass
11ac (VHT20)	CH44	5.05	11.00	Pass
11ac (VHT20)	CH48	5.19	11.00	Pass
11ac (VHT40)	CH38	-3.29	11.00	Pass
11ac (VHT40)	CH46	1.87	11.00	Pass
11ac (VHT80)	CH42	-7.81	11.00	Pass
11ax (HE20)(SU)	CH36	2.48	11.00	Pass
11ax (HE20)(SU)	CH44	4.63	11.00	Pass
11ax (HE20)(SU)	CH48	4.69	11.00	Pass
11ax (HE40)(SU)	CH38	-3.15	11.00	Pass
11ax (HE40)(SU)	CH46	1.60	11.00	Pass
11ax (HE80)(SU)	CH42	-8.64	11.00	Pass

U-NII-3 (5725 - 5850 MHz)				
Mode	Channel	PSD (dBm/500kHz)	Limit (dBm/500kHz)	Verdict
11a	CH149	2.15	30.00	Pass
11a	CH157	1.53	30.00	Pass
11a	CH165	1.59	30.00	Pass
11n (HT20)	CH149	2.20	30.00	Pass
11n (HT20)	CH157	1.32	30.00	Pass
11n (HT20)	CH165	1.05	30.00	Pass
11n (HT40)	CH151	-1.55	30.00	Pass
11n (HT40)	CH159	-1.53	30.00	Pass
11ac (VHT20)	CH149	2.37	30.00	Pass
11ac (VHT20)	CH157	1.74	30.00	Pass
11ac (VHT20)	CH165	1.42	30.00	Pass
11ac (VHT40)	CH151	-0.99	30.00	Pass
11ac (VHT40)	CH159	-1.43	30.00	Pass
11ac (VHT80)	CH155	-3.96	30.00	Pass
11ax (HE20)(SU)	CH149	1.96	30.00	Pass
11ax (HE20)(SU)	CH157	0.74	30.00	Pass
11ax (HE20)(SU)	CH165	0.87	30.00	Pass
11ax (HE40)(SU)	CH151	-1.24	30.00	Pass
11ax (HE40)(SU)	CH159	-1.40	30.00	Pass
11ax (HE80)(SU)	CH155	-4.43	30.00	Pass

Aux. Antenna

U-NII-1 (5150 - 5250 MHz)				
Mode	Channel	PSD (dBm/MHz)	Limit (dBm/MHz)	Verdict
11a	CH36	3.18	11.00	Pass
11a	CH44	5.12	11.00	Pass
11a	CH48	5.25	11.00	Pass
11n (HT20)	CH36	2.85	11.00	Pass
11n (HT20)	CH44	5.21	11.00	Pass
11n (HT20)	CH48	4.93	11.00	Pass
11n (HT40)	CH38	-3.07	11.00	Pass
11n (HT40)	CH46	2.29	11.00	Pass
11ac (VHT20)	CH36	1.92	11.00	Pass
11ac (VHT20)	CH44	4.79	11.00	Pass
11ac (VHT20)	CH48	5.04	11.00	Pass
11ac (VHT40)	CH38	-2.67	11.00	Pass
11ac (VHT40)	CH46	2.18	11.00	Pass
11ac (VHT80)	CH42	-7.26	11.00	Pass
11ax (HE20)(SU)	CH36	2.35	11.00	Pass
11ax (HE20)(SU)	CH44	4.91	11.00	Pass
11ax (HE20)(SU)	CH48	3.86	11.00	Pass
11ax (HE40)(SU)	CH38	-1.92	11.00	Pass
11ax (HE40)(SU)	CH46	1.90	11.00	Pass
11ax (HE80)(SU)	CH42	-6.40	11.00	Pass

U-NII-3 (5725 - 5850 MHz)				
Mode	Channel	PSD (dBm/500kHz)	Limit (dBm/500kHz)	Verdict
11a	CH149	1.88	30.00	Pass
11a	CH157	1.87	30.00	Pass
11a	CH165	2.24	30.00	Pass
11n (HT20)	CH149	1.82	30.00	Pass
11n (HT20)	CH157	1.69	30.00	Pass
11n (HT20)	CH165	1.56	30.00	Pass
11n (HT40)	CH151	-1.64	30.00	Pass
11n (HT40)	CH159	-2.65	30.00	Pass
11ac (VHT20)	CH149	1.82	30.00	Pass
11ac (VHT20)	CH157	1.55	30.00	Pass
11ac (VHT20)	CH165	1.72	30.00	Pass
11ac (VHT40)	CH151	-1.47	30.00	Pass
11ac (VHT40)	CH159	-1.61	30.00	Pass
11ac (VHT80)	CH155	-4.58	30.00	Pass
11ax (HE20)(SU)	CH149	1.61	30.00	Pass
11ax (HE20)(SU)	CH157	1.25	30.00	Pass
11ax (HE20)(SU)	CH165	0.68	30.00	Pass
11ax (HE40)(SU)	CH151	-1.24	30.00	Pass
11ax (HE40)(SU)	CH159	-1.83	30.00	Pass
11ax (HE80)(SU)	CH155	-4.24	30.00	Pass

MIMO-Main Antenna

U-NII-1 (5150 - 5250 MHz)				
Mode	Channel	PSD (dBm/MHz)	Limit (dBm/MHz)	Verdict
11n (HT20)	CH36	1.72	11.00	Pass
11n (HT20)	CH44	1.94	11.00	Pass
11n (HT20)	CH48	2.00	11.00	Pass
11n (HT40)	CH38	-4.23	11.00	Pass
11n (HT40)	CH46	-1.21	11.00	Pass
11ac (VHT20)	CH36	1.80	11.00	Pass
11ac (VHT20)	CH44	1.89	11.00	Pass
11ac (VHT20)	CH48	2.05	11.00	Pass
11ac (VHT40)	CH38	-4.14	11.00	Pass
11ac (VHT40)	CH46	-1.05	11.00	Pass
11ac (VHT80)	CH42	-10.47	11.00	Pass
11ax (HE20)(SU)	CH36	-0.29	11.00	Pass
11ax (HE20)(SU)	CH44	2.01	11.00	Pass
11ax (HE20)(SU)	CH48	2.14	11.00	Pass
11ax (HE40)(SU)	CH38	-3.70	11.00	Pass
11ax (HE40)(SU)	CH46	-0.98	11.00	Pass
11ax (HE80)(SU)	CH42	-9.16	11.00	Pass

U-NII-3 (5725 - 5850 MHz)				
Mode	Channel	PSD (dBm/500kHz)	Limit (dBm/500kHz)	Verdict
11n (HT20)	CH149	-1.39	30.00	Pass
11n (HT20)	CH157	-2.16	30.00	Pass
11n (HT20)	CH165	-2.16	30.00	Pass
11n (HT40)	CH151	-3.92	30.00	Pass
11n (HT40)	CH159	-4.47	30.00	Pass
11ac (VHT20)	CH149	-1.18	30.00	Pass
11ac (VHT20)	CH157	-2.06	30.00	Pass
11ac (VHT20)	CH165	-2.03	30.00	Pass
11ac (VHT40)	CH151	-3.75	30.00	Pass
11ac (VHT40)	CH159	-4.42	30.00	Pass
11ac (VHT80)	CH155	-7.78	30.00	Pass
11ax (HE20)(SU)	CH149	-1.07	30.00	Pass
11ax (HE20)(SU)	CH157	-2.42	30.00	Pass
11ax (HE20)(SU)	CH165	-2.52	30.00	Pass
11ax (HE40)(SU)	CH151	-3.68	30.00	Pass
11ax (HE40)(SU)	CH159	-5.17	30.00	Pass
11ax (HE80)(SU)	CH155	-7.04	30.00	Pass

MIMO-Aux. Antenna

U-NII-1 (5150 - 5250 MHz)				
Mode	Channel	PSD (dBm/MHz)	Limit (dBm/MHz)	Verdict
11n (HT20)	CH36	1.14	11.00	Pass
11n (HT20)	CH44	2.04	11.00	Pass
11n (HT20)	CH48	2.03	11.00	Pass
11n (HT40)	CH38	-5.18	11.00	Pass
11n (HT40)	CH46	-1.04	11.00	Pass
11ac (VHT20)	CH36	2.26	11.00	Pass
11ac (VHT20)	CH44	2.09	11.00	Pass
11ac (VHT20)	CH48	2.06	11.00	Pass
11ac (VHT40)	CH38	-5.12	11.00	Pass
11ac (VHT40)	CH46	-1.05	11.00	Pass
11ac (VHT80)	CH42	-10.50	11.00	Pass
11ax (HE20)(SU)	CH36	0.11	11.00	Pass
11ax (HE20)(SU)	CH44	2.15	11.00	Pass
11ax (HE20)(SU)	CH48	2.16	11.00	Pass
11ax (HE40)(SU)	CH38	-3.66	11.00	Pass
11ax (HE40)(SU)	CH46	-0.78	11.00	Pass
11ax (HE80)(SU)	CH42	-8.77	11.00	Pass

U-NII-3 (5725 - 5850 MHz)				
Mode	Channel	PSD (dBm/500kHz)	Limit (dBm/500kHz)	Verdict
11n (HT20)	CH149	-1.89	30.00	Pass
11n (HT20)	CH157	-1.17	30.00	Pass
11n (HT20)	CH165	-1.04	30.00	Pass
11n (HT40)	CH151	-4.20	30.00	Pass
11n (HT40)	CH159	-4.06	30.00	Pass
11ac (VHT20)	CH149	-1.12	30.00	Pass
11ac (VHT20)	CH157	-1.13	30.00	Pass
11ac (VHT20)	CH165	-0.85	30.00	Pass
11ac (VHT40)	CH151	-3.71	30.00	Pass
11ac (VHT40)	CH159	-3.86	30.00	Pass
11ac (VHT80)	CH155	-6.91	30.00	Pass
11ax (HE20)(SU)	CH149	-0.42	30.00	Pass
11ax (HE20)(SU)	CH157	-0.92	30.00	Pass
11ax (HE20)(SU)	CH165	-0.98	30.00	Pass
11ax (HE40)(SU)	CH151	-3.94	30.00	Pass
11ax (HE40)(SU)	CH159	-4.35	30.00	Pass
11ax (HE80)(SU)	CH155	-7.18	30.00	Pass

MIMO

U-NII-1 (5150 - 5250 MHz)				
Mode	Channel	PSD (dBm/MHz)	Limit (dBm/MHz)	Verdict
11n (HT20)	CH36	4.45	11.00	Pass
11n (HT20)	CH44	5.00	11.00	Pass
11n (HT20)	CH48	5.03	11.00	Pass
11n (HT40)	CH38	-1.67	11.00	Pass
11n (HT40)	CH46	1.89	11.00	Pass
11ac (VHT20)	CH36	5.04	11.00	Pass
11ac (VHT20)	CH44	5.00	11.00	Pass
11ac (VHT20)	CH48	5.06	11.00	Pass
11ac (VHT40)	CH38	-1.59	11.00	Pass
11ac (VHT40)	CH46	1.96	11.00	Pass
11ac (VHT80)	CH42	-7.47	11.00	Pass
11ax (HE20)(SU)	CH36	2.93	11.00	Pass
11ax (HE20)(SU)	CH44	5.09	11.00	Pass
11ax (HE20)(SU)	CH48	5.16	11.00	Pass
11ax (HE40)(SU)	CH38	-0.67	11.00	Pass
11ax (HE40)(SU)	CH46	2.13	11.00	Pass
11ax (HE80)(SU)	CH42	-5.95	11.00	Pass

U-NII-3 (5725 - 5850 MHz)				
Mode	Channel	PSD (dBm/500kHz)	Limit (dBm/500kHz)	Verdict
11n (HT20)	CH149	1.38	30.00	Pass
11n (HT20)	CH157	1.38	30.00	Pass
11n (HT20)	CH165	1.45	30.00	Pass
11n (HT40)	CH151	-1.04	30.00	Pass
11n (HT40)	CH159	-1.25	30.00	Pass
11ac (VHT20)	CH149	1.86	30.00	Pass
11ac (VHT20)	CH157	1.44	30.00	Pass
11ac (VHT20)	CH165	1.61	30.00	Pass
11ac (VHT40)	CH151	-0.72	30.00	Pass
11ac (VHT40)	CH159	-1.12	30.00	Pass
11ac (VHT80)	CH155	-4.31	30.00	Pass
11ax (HE20)(SU)	CH149	2.28	30.00	Pass
11ax (HE20)(SU)	CH157	1.40	30.00	Pass
11ax (HE20)(SU)	CH165	1.33	30.00	Pass
11ax (HE40)(SU)	CH151	-0.80	30.00	Pass
11ax (HE40)(SU)	CH159	-1.73	30.00	Pass
11ax (HE80)(SU)	CH155	-4.10	30.00	Pass

A.5 Conducted Emissions

Note [1]: The EUT is working in the Normal link mode. All modes have been tested and normal link mode is worst.

Note [2]: Devices subject to Part 15 must be tested for all available U.S. voltages and frequencies (such as a nominal 120 VAC, 60 Hz and 240 VAC, 50 Hz) for which the device is capable of operation. So, The configuration 120 VAC, 60 Hz and 240 VAC, 50 Hz were tested respectively, but only the worst configuration (120 VAC, 60 Hz) shown here.

Test Data and Plots

PHASE L

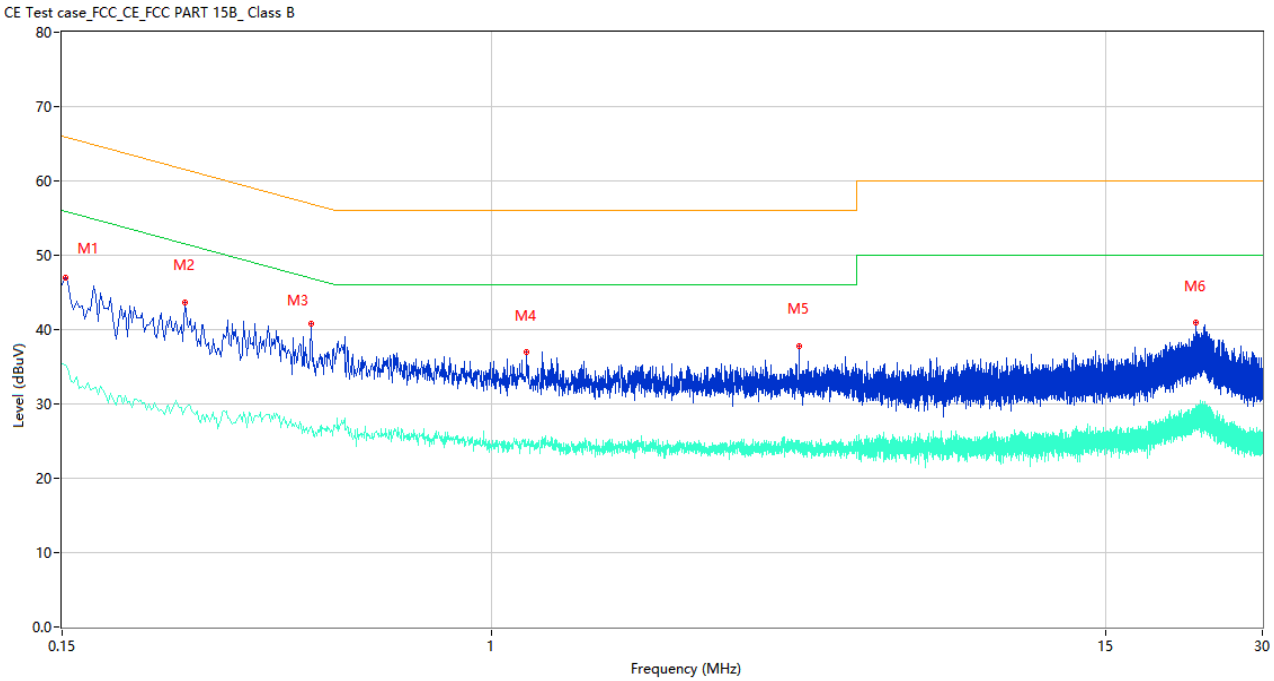

No.	Frequency (MHz)	Results (dBuV)	Factor (dB)	Limit (dBuV)	Over Limit (dB)	Detector	Line	Verdict
1	0.152	46.93	10.09	65.89	-18.96	Peak	L	Pass
1**	0.152	35.27	10.09	55.89	-20.62	AV	L	Pass
2	0.258	43.68	10.01	61.50	-17.82	Peak	L	Pass
2**	0.258	29.40	10.01	51.50	-22.10	AV	L	Pass
3	0.450	40.85	10.23	56.88	-16.03	Peak	L	Pass
3**	0.450	27.02	10.23	46.88	-19.86	AV	L	Pass
4	1.166	36.98	10.34	56.00	-19.02	Peak	L	Pass
4**	1.166	24.33	10.34	46.00	-21.67	AV	L	Pass
5	3.884	37.83	10.38	56.00	-18.17	Peak	L	Pass
5**	3.884	24.37	10.38	46.00	-21.63	AV	L	Pass
6	22.404	40.89	10.67	60.00	-19.11	Peak	L	Pass
6**	22.404	28.93	10.67	50.00	-21.07	AV	L	Pass

PHASE N

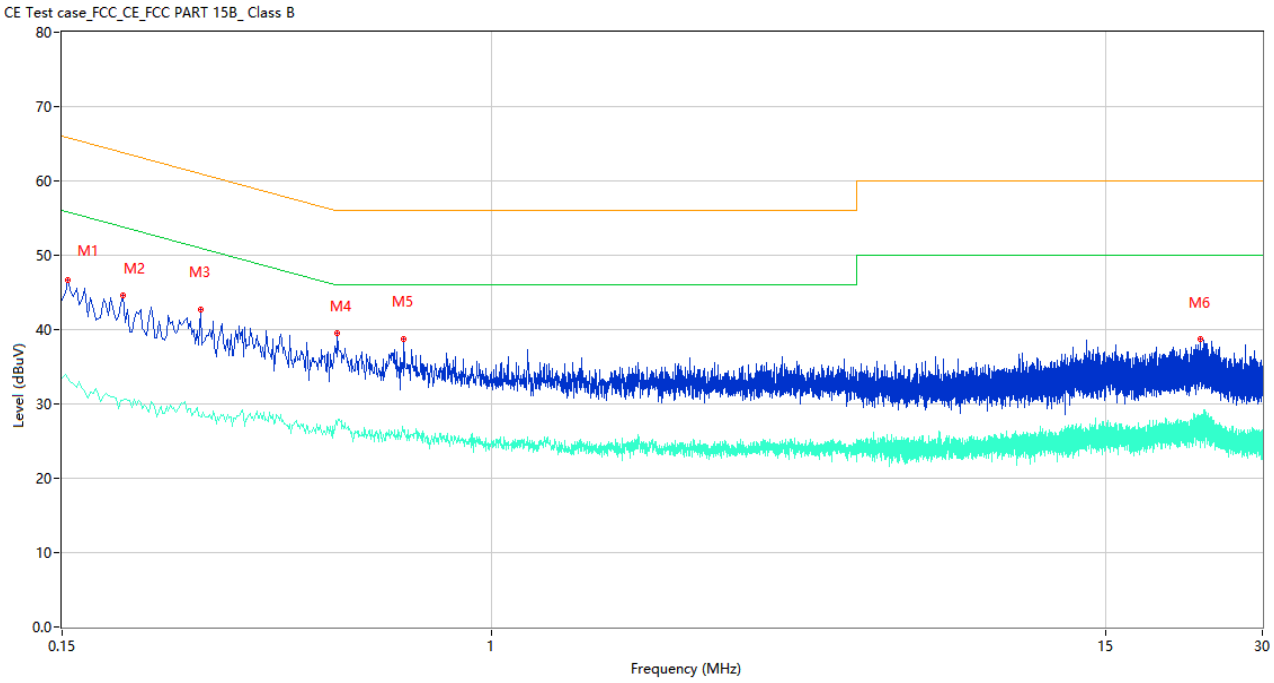

No.	Frequency (MHz)	Results (dBuV)	Factor (dB)	Limit (dBuV)	Over Limit (dB)	Detector	Line	Verdict
1	0.154	46.60	10.09	65.78	-19.18	Peak	N	Pass
1**	0.154	33.50	10.09	55.78	-22.28	AV	N	Pass
2	0.196	44.55	10.06	63.78	-19.23	Peak	N	Pass
2**	0.196	30.48	10.06	53.78	-23.30	AV	N	Pass
3	0.276	42.71	10.00	60.94	-18.23	Peak	N	Pass
3**	0.276	28.20	10.00	50.94	-22.74	AV	N	Pass
4	0.506	39.52	10.18	56.00	-16.48	Peak	N	Pass
4**	0.506	27.48	10.18	46.00	-18.52	AV	N	Pass
5	0.678	38.79	10.63	56.00	-17.21	Peak	N	Pass
5**	0.678	26.36	10.63	46.00	-19.64	AV	N	Pass
6	22.858	38.78	10.34	60.00	-21.22	Peak	N	Pass
6**	22.858	27.46	10.34	50.00	-22.54	AV	N	Pass

A.6 Radiated Spurious Emissions and Band Edge (Restricted-band)

Test Data

Note [1]: The symbol of "--" in the table which means not application.

Note [2]: For the test data above 1 GHz，According the ANSI C63.4, where limits are specified for both average and peak (or quasi-peak) detector functions, if the peak (or quasi-peak) measured value complies with the average limit, it is unnecessary to perform an average measurement.

Note [3]: The low frequency, which started from 9 kHz to 30 MHz, was pre-scanned and the result which was 20 dB lower than the limit line per 15.31(o) was not reported.

Note [4]: The EUT is working in the Normal link mode below 1 GHz. All modes have been tested and normal link mode is worst.

Note [5]: For Multiple transmitter output, the quantity *10 log (NANT)* dB is added to each spectrum value before comparing to the emission limit. When testing out-of-band and spurious emissions against relative emission limits, tests may be performed on each output individually without summing or adding *10 log(NANT)* if the measurements are made relative to the in-band emissions on the individual outputs.

30 MHz to 1 GHz, ANT H

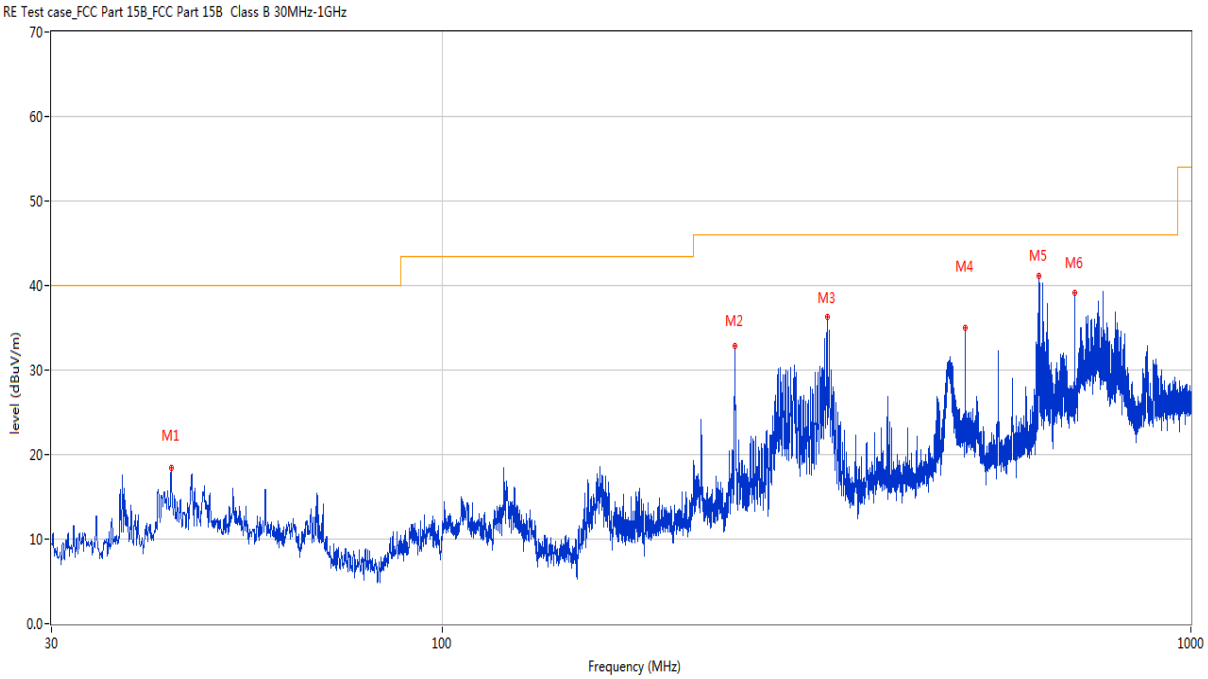

No.	Frequency (MHz)	Results (dBuV/m)	Factor (dB)	Limit (dBuV/m)	Over Limit (dB)	Detector	Table (Degree)	Height (cm)	Antenna	Verdict
1	43.380	18.78	-23.35	40.0	-21.22	Peak	96.40	200	Horizontal	Pass
2	245.712	33.46	-23.04	46.0	-12.54	Peak	54.80	100	Horizontal	Pass
3	326.363	37.24	-20.77	46.0	-8.76	Peak	237.40	100	Horizontal	Pass
4	499.940	35.10	-16.91	46.0	-10.9	Peak	90.80	100	Horizontal	Pass
5	626.322	41.34	-13.85	46.0	-4.66	Peak	210.00	200	Horizontal	Pass
6	699.948	39.61	-13.67	46.0	-6.39	Peak	100.00	100	Horizontal	Pass

30 MHz to 1 GHz, ANT V

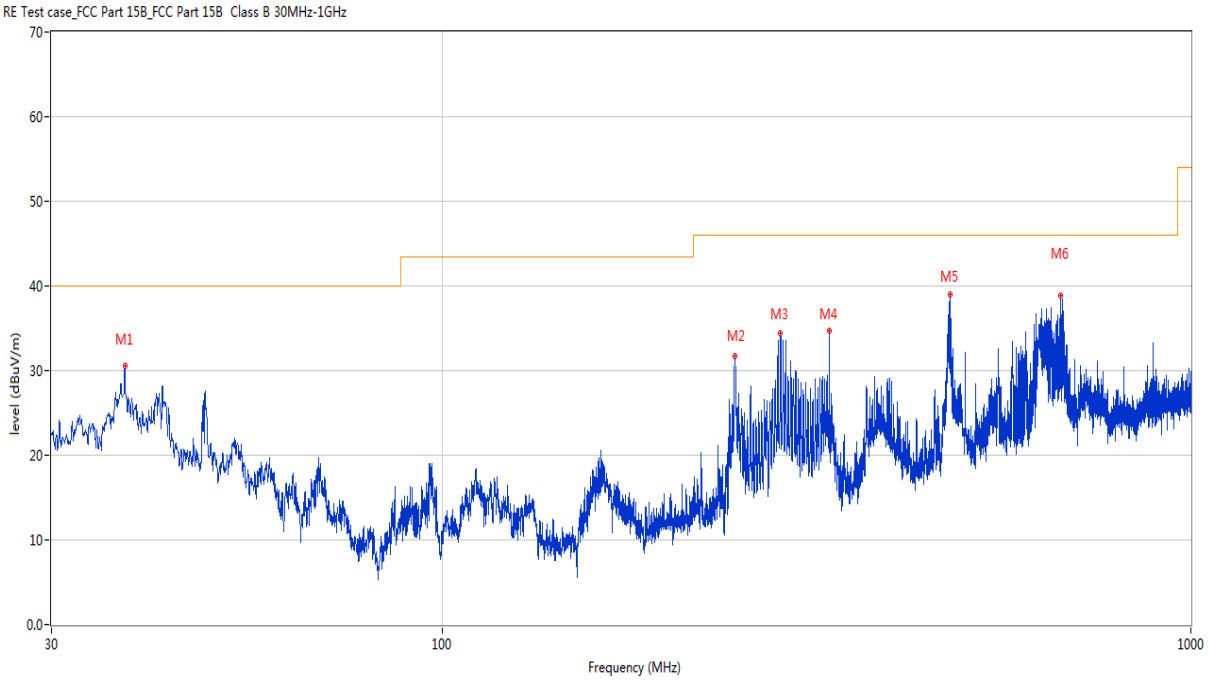

No.	Frequency (MHz)	Results (dBuV/m)	Factor (dB)	Limit (dBuV/m)	Over Limit (dB)	Detector	Table (Degree)	Height (cm)	Antenna	Verdict
1	37.611	31.12	-24.54	40.0	-8.88	Peak	88.10	200	Vertical	Pass
2	245.713	32.41	-23.04	46.0	-13.59	Peak	0.00	100	Vertical	Pass
3	282.726	34.68	-21.81	46.0	-11.32	Peak	343.70	100	Vertical	Pass
4	328.400	35.87	-20.84	46.0	-10.13	Peak	0.00	200	Vertical	Pass
5	476.076	39.14	-17.18	46.0	-6.86	Peak	273.50	100	Vertical	Pass
6	669.240	38.82	-13.26	46.0	-7.18	Peak	0.00	100	Vertical	Pass

Note [1]: The spurious above 18G is noise only, do not show on the report.

Note [2]: All the configurations were tested, but only the worst data was shown in this report.

Main Antenna

11a, U-NII-1, 1 GHz to 18 GHz, Low Channel, ANT H

No.	Frequency (MHz)	Results (dBuV/m)	Factor (dB)	Limit (dBuV/m)	Over Limit (dB)	Detector	Table (Degree)	Height (cm)	Antenna	Verdict
1	1501.300	38.70	-17.37	74.0	-35.30	Peak	95.00	400	Horizontal	Pass
1**	1501.300	30.31	-17.37	54.0	-23.69	AV	95.00	400	Horizontal	Pass
2	4288.750	47.57	-4.49	74.0	-26.43	Peak	212.00	200	Horizontal	Pass
2**	4288.750	38.02	-4.49	54.0	-15.98	AV	212.00	200	Horizontal	Pass
3	5184.000	108.29	-2.21	--	--	Peak	260.00	150	Horizontal	N/A
3**	5184.000	101.17	-2.21	--	--	AV	260.00	150	Horizontal	N/A
4	7508.000	52.65	0.34	74.0	-21.35	Peak	173.00	150	Horizontal	Pass
4**	7508.000	43.73	0.34	54.0	-10.27	AV	173.00	150	Horizontal	Pass
5	10358.850	52.70	-4.57	68.2	-15.50	Peak	251.00	150	Horizontal	Pass
5**	10358.850	46.20	-4.57	--	--	AV	251.00	150	Horizontal	N/A
6	15779.775	51.14	-0.81	74.0	-22.86	Peak	238.00	200	Horizontal	Pass
6**	15779.775	40.58	-0.81	54.0	-13.42	AV	238.00	200	Horizontal	Pass

11a, U-NII-1, 1 GHz to 18 GHz, Low Channel, ANT V

No.	Frequency (MHz)	Results (dBuV/m)	Factor (dB)	Limit (dBuV/m)	Over Limit (dB)	Detector	Table (Degree)	Height (cm)	Antenna	Verdict
1	1605.200	42.46	-17.39	74.0	-31.54	Peak	237.00	300	Vertical	Pass
1**	1605.200	35.98	-17.39	54.0	-18.02	AV	237.00	300	Vertical	Pass
2	4224.500	47.30	-5.52	74.0	-26.70	Peak	88.00	100	Vertical	Pass
2**	4224.500	37.93	-5.52	54.0	-16.07	AV	88.00	100	Vertical	Pass
3	5182.500	107.30	-2.10	--	--	Peak	31.00	200	Vertical	N/A
3**	5182.500	99.73	-2.10	--	--	AV	31.00	200	Vertical	N/A
4	7501.000	52.69	-0.49	74.0	-21.31	Peak	203.00	100	Vertical	Pass
4**	7501.000	43.10	-0.49	54.0	-10.90	AV	203.00	100	Vertical	Pass
5	10361.700	59.27	-4.58	68.2	-8.93	Peak	33.00	150	Vertical	Pass
5**	10361.700	53.04	-4.58	--	--	AV	33.00	150	Vertical	N/A
6	16182.450	51.54	-0.45	74.0	-22.46	Peak	258.00	100	Vertical	Pass
6**	16182.450	42.41	-0.45	54.0	-11.59	AV	258.00	100	Vertical	Pass

11a, U-NII-1, 1 GHz to 18 GHz, Middle Channel, ANT H

No.	Frequency (MHz)	Results (dBuV/m)	Factor (dB)	Limit (dBuV/m)	Over Limit (dB)	Detector	Table (Degree)	Height (cm)	Antenna	Verdict
1	1440.000	42.12	-17.32	74.0	-31.88	Peak	291.00	200	Horizontal	Pass
1**	1440.000	31.32	-17.32	54.0	-22.68	AV	291.00	200	Horizontal	Pass
2	4367.750	47.97	-4.14	74.0	-26.03	Peak	234.00	200	Horizontal	Pass
2**	4367.750	37.89	-4.14	54.0	-16.11	AV	234.00	200	Horizontal	Pass
3	5223.250	109.07	-3.50	--	--	Peak	134.00	200	Horizontal	N/A
3**	5223.250	101.50	-3.50	--	--	AV	134.00	200	Horizontal	N/A
4	7323.250	52.54	-0.60	74.0	-21.46	Peak	360.00	200	Horizontal	Pass
4**	7323.250	42.00	-0.60	54.0	-12.00	AV	360.00	200	Horizontal	Pass
5	10436.750	54.08	-4.64	68.2	-14.12	Peak	278.00	150	Horizontal	Pass
5**	10436.750	44.07	-4.64	--	--	AV	278.00	150	Horizontal	N/A
6	16055.137	51.06	-0.19	74.0	-22.94	Peak	297.00	150	Horizontal	Pass
6**	16055.137	41.12	-0.19	54.0	-12.88	AV	297.00	150	Horizontal	Pass

11a, U-NII-1, 1 GHz to 18 GHz, Middle Channel, ANT V

No.	Frequency (MHz)	Results (dBuV/m)	Factor (dB)	Limit (dBuV/m)	Over Limit (dB)	Detector	Table (Degree)	Height (cm)	Antenna	Verdict
1	1440.200	44.23	-17.31	74.0	-29.77	Peak	52.00	100	Vertical	Pass
1**	1440.200	33.44	-17.31	54.0	-20.56	AV	52.00	100	Vertical	Pass
2	4314.000	47.25	-4.37	74.0	-26.75	Peak	4.00	400	Vertical	Pass
2**	4314.000	38.21	-4.37	54.0	-15.79	AV	4.00	400	Vertical	Pass
3	5219.000	107.35	-3.47	--	--	Peak	126.00	100	Vertical	N/A
3**	5219.000	99.58	-3.47	--	--	AV	126.00	100	Vertical	N/A
4	7510.250	52.76	0.54	74.0	-21.24	Peak	163.00	300	Vertical	Pass
4**	7510.250	44.35	0.54	54.0	-9.65	AV	163.00	300	Vertical	Pass
5	10440.075	60.35	-4.63	68.2	-7.85	Peak	35.00	150	Vertical	Pass
5**	10440.075	51.48	-4.63	--	--	AV	35.00	150	Vertical	N/A
6	16177.988	51.77	-0.45	74.0	-22.23	Peak	195.00	200	Vertical	Pass
6**	16177.988	43.22	-0.45	54.0	-10.78	AV	195.00	200	Vertical	Pass

11a, U-NII-1, 1 GHz to 18 GHz, High Channel, ANT H

No.	Frequency (MHz)	Results (dBuV/m)	Factor (dB)	Limit (dBuV/m)	Over Limit (dB)	Detector	Table (Degree)	Height (cm)	Antenna	Verdict
1	1438.800	41.90	-17.39	74.0	-32.10	Peak	312.00	100	Horizontal	Pass
1**	1438.800	29.41	-17.39	54.0	-24.59	AV	312.00	100	Horizontal	Pass
2	4132.750	47.00	-5.66	74.0	-27.00	Peak	299.00	100	Horizontal	Pass
2**	4132.750	37.60	-5.66	54.0	-16.40	AV	299.00	100	Horizontal	Pass
3	5236.750	109.64	-3.29	--	--	Peak	260.00	100	Horizontal	N/A
3**	5236.750	102.40	-3.29	--	--	AV	260.00	100	Horizontal	N/A
4	7510.750	52.33	0.52	74.0	-21.67	Peak	39.00	300	Horizontal	Pass
4**	7510.750	43.24	0.52	54.0	-10.76	AV	39.00	300	Horizontal	Pass
5	10481.162	52.85	-4.50	68.2	-15.35	Peak	270.00	150	Horizontal	Pass
5**	10481.162	44.46	-4.50	--	--	AV	270.00	150	Horizontal	N/A
6	16149.638	51.54	-0.47	74.0	-22.46	Peak	89.00	100	Horizontal	Pass
6**	16149.638	42.58	-0.47	54.0	-11.42	AV	89.00	100	Horizontal	Pass

11a, U-NII-1, 1 GHz to 18 GHz, High Channel, ANT V

No.	Frequency (MHz)	Results (dBuV/m)	Factor (dB)	Limit (dBuV/m)	Over Limit (dB)	Detector	Table (Degree)	Height (cm)	Antenna	Verdict
1	1439.600	43.33	-17.34	74.0	-30.67	Peak	46.00	300	Vertical	Pass
1**	1439.600	33.62	-17.34	54.0	-20.38	AV	46.00	300	Vertical	Pass
2	4306.000	47.17	-4.18	74.0	-26.83	Peak	81.00	100	Vertical	Pass
2**	4306.000	38.20	-4.18	54.0	-15.80	AV	81.00	100	Vertical	Pass
3	5247.750	107.76	-3.84	--	--	Peak	25.00	200	Vertical	N/A
3**	5247.750	100.27	-3.84	--	--	AV	25.00	200	Vertical	N/A
4	7705.500	52.09	1.86	74.0	-21.91	Peak	308.00	300	Vertical	Pass
4**	7705.500	43.65	1.86	54.0	-10.35	AV	308.00	300	Vertical	Pass
5	10470.950	59.84	-4.54	68.2	-8.36	Peak	35.00	150	Vertical	Pass
5**	10470.950	49.03	-4.54	--	--	AV	35.00	150	Vertical	N/A
6	16167.224	51.24	-0.46	74.0	-22.76	Peak	197.00	300	Vertical	Pass
6**	16167.224	42.71	-0.46	54.0	-11.29	AV	197.00	300	Vertical	Pass

11n20, U-NII-1, 1 GHz to 18 GHz, Low Channel, ANT H

No.	Frequency (MHz)	Results (dBuV/m)	Factor (dB)	Limit (dBuV/m)	Over Limit (dB)	Detector	Table (Degree)	Height (cm)	Antenna	Verdict
1	1440.300	41.41	-17.30	74.0	-32.59	Peak	307.00	100	Horizontal	Pass
1**	1440.300	32.21	-17.30	54.0	-21.79	AV	307.00	100	Horizontal	Pass
2	4326.750	47.99	-4.98	74.0	-26.01	Peak	98.00	400	Horizontal	Pass
2**	4326.750	37.81	-4.98	54.0	-16.19	AV	98.00	400	Horizontal	Pass
3	5172.250	109.87	-2.84	--	--	Peak	270.00	100	Horizontal	N/A
3**	5172.250	102.01	-2.84	--	--	AV	270.00	100	Horizontal	N/A
4	7488.500	52.48	-0.23	74.0	-21.52	Peak	175.00	300	Horizontal	Pass
4**	7488.500	43.59	-0.23	54.0	-10.41	AV	175.00	300	Horizontal	Pass
5	10357.900	52.54	-4.56	68.2	-15.66	Peak	278.00	150	Horizontal	Pass
5**	10357.900	43.39	-4.56	--	--	AV	278.00	150	Horizontal	N/A
6	16141.237	51.49	-0.56	74.0	-22.51	Peak	253.00	400	Horizontal	Pass
6**	16141.237	42.71	-0.56	54.0	-11.29	AV	253.00	400	Horizontal	Pass

11n20, U-NII-1, 1 GHz to 18 GHz, Low Channel, ANT V

No.	Frequency (MHz)	Results (dBuV/m)	Factor (dB)	Limit (dBuV/m)	Over Limit (dB)	Detector	Table (Degree)	Height (cm)	Antenna	Verdict
1	1439.400	42.35	-17.35	74.0	-31.65	Peak	50.00	300	Vertical	Pass
1**	1439.400	32.61	-17.35	54.0	-21.39	AV	50.00	300	Vertical	Pass
2	4380.250	47.84	-3.97	74.0	-26.16	Peak	0.00	300	Vertical	Pass
2**	4380.250	38.60	-3.97	54.0	-15.40	AV	0.00	300	Vertical	Pass
3	5182.250	107.08	-2.11	--	--	Peak	24.00	100	Vertical	N/A
3**	5182.250	100.32	-2.11	--	--	AV	24.00	100	Vertical	N/A
4	7471.500	52.18	0.79	74.0	-21.82	Peak	14.00	200	Vertical	Pass
4**	7471.500	43.61	0.79	54.0	-10.39	AV	14.00	200	Vertical	Pass
5	10359.800	59.69	-4.57	68.2	-8.51	Peak	357.00	150	Vertical	Pass
5**	10359.800	51.38	-4.57	--	--	AV	357.00	150	Vertical	N/A
6	15719.400	51.85	-0.30	74.0	-22.15	Peak	185.00	150	Vertical	Pass
6**	15719.400	42.18	-0.30	54.0	-11.82	AV	185.00	150	Vertical	Pass

11n20, U-NII-1, 1 GHz to 18 GHz, Middle Channel, ANT H

No.	Frequency (MHz)	Results (dBuV/m)	Factor (dB)	Limit (dBuV/m)	Over Limit (dB)	Detector	Table (Degree)	Height (cm)	Antenna	Verdict
1	1438.400	41.71	-17.40	74.0	-32.29	Peak	312.00	100	Horizontal	Pass
1**	1438.400	30.93	-17.40	54.0	-23.07	AV	312.00	100	Horizontal	Pass
2	4287.000	48.30	-4.53	74.0	-25.70	Peak	310.00	100	Horizontal	Pass
2**	4287.000	38.20	-4.53	54.0	-15.80	AV	310.00	100	Horizontal	Pass
3	5218.500	108.91	-3.47	--	--	Peak	264.00	200	Horizontal	N/A
3**	5218.500	101.37	-3.47	--	--	AV	264.00	200	Horizontal	N/A
4	7702.750	52.48	1.89	74.0	-21.52	Peak	319.00	400	Horizontal	Pass
4**	7702.750	43.86	1.89	54.0	-10.14	AV	319.00	400	Horizontal	Pass
5	10440.313	51.82	-4.63	68.2	-16.38	Peak	129.00	150	Horizontal	Pass
5**	10440.313	45.48	-4.63	--	--	AV	129.00	150	Horizontal	N/A
6	16156.200	52.45	-0.46	74.0	-21.55	Peak	270.00	100	Horizontal	Pass
6**	16156.200	42.63	-0.46	54.0	-11.37	AV	270.00	100	Horizontal	Pass

11n20, U-NII-1, 1 GHz to 18 GHz, Middle Channel, ANT V

No.	Frequency (MHz)	Results (dBuV/m)	Factor (dB)	Limit (dBuV/m)	Over Limit (dB)	Detector	Table (Degree)	Height (cm)	Antenna	Verdict
1	1605.100	42.70	-17.39	74.0	-31.30	Peak	170.00	300	Vertical	Pass
1**	1605.100	35.29	-17.39	54.0	-18.71	AV	170.00	300	Vertical	Pass
2	4232.500	47.23	-5.11	74.0	-26.77	Peak	327.00	400	Vertical	Pass
2**	4232.500	37.99	-5.11	54.0	-16.01	AV	327.00	400	Vertical	Pass
3	5227.750	107.44	-3.63	--	--	Peak	33.00	150	Vertical	N/A
3**	5227.750	100.29	-3.63	--	--	AV	33.00	150	Vertical	N/A
4	7457.750	53.02	1.14	74.0	-20.98	Peak	175.00	200	Vertical	Pass
4**	7457.750	43.23	1.14	54.0	-10.77	AV	175.00	200	Vertical	Pass
5	10439.838	60.52	-4.63	68.2	-7.68	Peak	23.00	150	Vertical	Pass
5**	10439.838	51.06	-4.63	--	--	AV	23.00	150	Vertical	N/A
6	16162.763	51.58	-0.46	74.0	-22.42	Peak	173.00	200	Vertical	Pass
6**	16162.763	42.87	-0.46	54.0	-11.13	AV	173.00	200	Vertical	Pass

11n20, U-NII-1, 1 GHz to 18 GHz, High Channel, ANT H

No.	Frequency (MHz)	Results (dBuV/m)	Factor (dB)	Limit (dBuV/m)	Over Limit (dB)	Detector	Table (Degree)	Height (cm)	Antenna	Verdict
1	1441.200	41.42	-17.28	74.0	-32.58	Peak	310.00	200	Horizontal	Pass
1**	1441.200	30.87	-17.28	54.0	-23.13	AV	310.00	200	Horizontal	Pass
2	4317.750	47.63	-4.59	74.0	-26.37	Peak	0.00	300	Horizontal	Pass
2**	4317.750	39.12	-4.59	54.0	-14.88	AV	0.00	300	Horizontal	Pass
3	5237.750	109.10	-3.24	--	--	Peak	256.00	100	Horizontal	N/A
3**	5237.750	102.89	-3.24	--	--	AV	256.00	100	Horizontal	N/A
4	7453.750	52.10	1.09	74.0	-21.90	Peak	360.00	100	Horizontal	Pass
4**	7453.750	43.41	1.09	54.0	-10.59	AV	360.00	100	Horizontal	Pass
5	10475.225	51.38	-4.52	68.2	-16.82	Peak	249.00	150	Horizontal	Pass
5**	10475.225	43.31	-4.52	--	--	AV	249.00	150	Horizontal	N/A
6	15804.975	51.42	-0.72	74.0	-22.58	Peak	90.00	150	Horizontal	Pass
6**	15804.975	41.38	-0.72	54.0	-12.62	AV	90.00	150	Horizontal	Pass

11n20, U-NII-1, 1 GHz to 18 GHz, High Channel, ANT V

No.	Frequency (MHz)	Results (dBuV/m)	Factor (dB)	Limit (dBuV/m)	Over Limit (dB)	Detector	Table (Degree)	Height (cm)	Antenna	Verdict
1	1440.000	43.62	-17.32	74.0	-30.38	Peak	43.00	100	Vertical	Pass
1**	1440.000	32.83	-17.32	54.0	-21.17	AV	43.00	100	Vertical	Pass
2	4337.500	48.22	-4.68	74.0	-25.78	Peak	214.00	400	Vertical	Pass
2**	4337.500	38.27	-4.68	54.0	-15.73	AV	214.00	400	Vertical	Pass
3	5237.750	108.06	-3.24	--	--	Peak	34.00	150	Vertical	N/A
3**	5237.750	101.61	-3.24	--	--	AV	34.00	150	Vertical	N/A
4	7515.000	53.29	0.84	74.0	-20.71	Peak	278.00	400	Vertical	Pass
4**	7515.000	43.46	0.84	54.0	-10.54	AV	278.00	400	Vertical	Pass
5	10475.700	59.67	-4.52	68.2	-8.53	Peak	35.00	150	Vertical	Pass
5**	10475.700	51.56	-4.52	--	--	AV	35.00	150	Vertical	N/A
6	15712.050	51.90	-0.15	74.0	-22.10	Peak	207.00	400	Vertical	Pass
6**	15712.050	42.16	-0.15	54.0	-11.84	AV	207.00	400	Vertical	Pass

11n40, U-NII-1, 1 GHz to 18 GHz, Low Channel, ANT H

No.	Frequency (MHz)	Results (dBuV/m)	Factor (dB)	Limit (dBuV/m)	Over Limit (dB)	Detector	Table (Degree)	Height (cm)	Antenna	Verdict
1	1437.100	42.26	-17.41	74.0	-31.74	Peak	312.00	100	Horizontal	Pass
1**	1437.100	31.04	-17.41	54.0	-22.96	AV	312.00	100	Horizontal	Pass
2	4289.500	47.41	-4.59	74.0	-26.59	Peak	244.00	100	Horizontal	Pass
2**	4289.500	38.91	-4.59	54.0	-15.09	AV	244.00	100	Horizontal	Pass
3	5175.250	106.72	-2.59	--	--	Peak	261.00	150	Horizontal	N/A
3**	5175.250	100.60	-2.59	--	--	AV	261.00	150	Horizontal	N/A
4	7510.250	53.05	0.54	74.0	-20.95	Peak	177.00	400	Horizontal	Pass
4**	7510.250	43.49	0.54	54.0	-10.51	AV	177.00	400	Horizontal	Pass
5	10383.787	51.68	-4.66	68.2	-16.52	Peak	246.00	150	Horizontal	Pass
5**	10383.787	41.77	-4.66	--	--	AV	246.00	150	Horizontal	N/A
6	16174.576	51.60	-0.45	74.0	-22.40	Peak	329.00	100	Horizontal	Pass
6**	16174.576	42.34	-0.45	54.0	-11.66	AV	329.00	100	Horizontal	Pass

11n40, U-NII-1, 1 GHz to 18 GHz, Low Channel, ANT V

No.	Frequency (MHz)	Results (dBuV/m)	Factor (dB)	Limit (dBuV/m)	Over Limit (dB)	Detector	Table (Degree)	Height (cm)	Antenna	Verdict
1	1438.100	42.86	-17.40	74.0	-31.14	Peak	48.00	200	Vertical	Pass
1**	1438.100	32.82	-17.40	54.0	-21.18	AV	48.00	200	Vertical	Pass
2	4307.500	47.80	-4.16	74.0	-26.20	Peak	336.00	300	Vertical	Pass
2**	4307.500	38.52	-4.16	54.0	-15.48	AV	336.00	300	Vertical	Pass
3	5205.000	104.56	-3.50	--	--	Peak	124.00	150	Vertical	N/A
3**	5205.000	97.23	-3.50	--	--	AV	124.00	150	Vertical	N/A
4	7517.000	53.06	0.92	74.0	-20.94	Peak	278.00	200	Vertical	Pass
4**	7517.000	43.19	0.92	54.0	-10.81	AV	278.00	200	Vertical	Pass
5	10382.838	58.08	-4.66	68.2	-10.12	Peak	36.00	150	Vertical	Pass
5**	10382.838	49.45	-4.66	--	--	AV	36.00	150	Vertical	N/A
6	16161.450	51.69	-0.46	74.0	-22.31	Peak	338.00	200	Vertical	Pass
6**	16161.450	41.86	-0.46	54.0	-12.14	AV	338.00	200	Vertical	Pass

11n40, U-NII-1, 1 GHz to 18 GHz, High Channel, ANT H

No.	Frequency (MHz)	Results (dBuV/m)	Factor (dB)	Limit (dBuV/m)	Over Limit (dB)	Detector	Table (Degree)	Height (cm)	Antenna	Verdict
1	1440.000	42.52	-17.32	74.0	-31.48	Peak	307.00	300	Horizontal	Pass
1**	1440.000	32.63	-17.32	54.0	-21.37	AV	307.00	300	Horizontal	Pass
2	4280.250	47.37	-4.71	74.0	-26.63	Peak	139.00	200	Horizontal	Pass
2**	4280.250	38.54	-4.71	54.0	-15.46	AV	139.00	200	Horizontal	Pass
3	5214.250	107.83	-3.41	--	--	Peak	131.00	100	Horizontal	N/A
3**	5214.250	97.96	-3.41	--	--	AV	131.00	100	Horizontal	N/A
4	7436.250	52.78	0.47	74.0	-21.22	Peak	177.00	100	Horizontal	Pass
4**	7436.250	42.39	0.47	54.0	-11.61	AV	177.00	100	Horizontal	Pass
5	10461.688	50.94	-4.57	68.2	-17.26	Peak	170.00	150	Horizontal	Pass
5**	10461.688	44.33	-4.57	--	--	AV	170.00	150	Horizontal	N/A
6	15777.675	51.67	-0.82	74.0	-22.33	Peak	49.00	150	Horizontal	Pass
6**	15777.675	41.20	-0.82	54.0	-12.80	AV	49.00	150	Horizontal	Pass

11n40, U-NII-1, 1 GHz to 18 GHz, High Channel, ANT V

No.	Frequency (MHz)	Results (dBuV/m)	Factor (dB)	Limit (dBuV/m)	Over Limit (dB)	Detector	Table (Degree)	Height (cm)	Antenna	Verdict
1	1439.500	43.09	-17.34	74.0	-30.91	Peak	52.00	400	Vertical	Pass
1**	1439.500	33.75	-17.34	54.0	-20.25	AV	52.00	400	Vertical	Pass
2	4246.750	47.20	-5.13	74.0	-26.80	Peak	87.00	100	Vertical	Pass
2**	4246.750	38.16	-5.13	54.0	-15.84	AV	87.00	100	Vertical	Pass
3	5235.500	104.55	-3.30	--	--	Peak	124.00	150	Vertical	N/A
3**	5235.500	96.93	-3.30	--	--	AV	124.00	150	Vertical	N/A
4	7471.750	52.52	0.78	74.0	-21.48	Peak	178.00	300	Vertical	Pass
4**	7471.750	43.32	0.78	54.0	-10.68	AV	178.00	300	Vertical	Pass
5	10460.026	57.10	-4.58	68.2	-11.10	Peak	36.00	150	Vertical	Pass
5**	10460.026	48.44	-4.58	--	--	AV	36.00	150	Vertical	N/A
6	16157.513	52.07	-0.46	74.0	-21.93	Peak	14.00	200	Vertical	Pass
6**	16157.513	42.57	-0.46	54.0	-11.43	AV	14.00	200	Vertical	Pass

11ac20, U-NII-1, 1 GHz to 18 GHz, Low Channel, ANT H

No.	Frequency (MHz)	Results (dBuV/m)	Factor (dB)	Limit (dBuV/m)	Over Limit (dB)	Detector	Table (Degree)	Height (cm)	Antenna	Verdict
1	1440.300	38.76	-17.30	74.0	-35.24	Peak	312.00	150	Horizontal	Pass
1**	1440.300	28.90	-17.30	54.0	-25.10	AV	312.00	150	Horizontal	Pass
2	4260.500	47.22	-4.46	74.0	-26.78	Peak	273.00	100	Horizontal	Pass
2**	4260.500	38.54	-4.46	54.0	-15.46	AV	273.00	100	Horizontal	Pass
3	5182.500	108.79	-2.10	--	--	Peak	254.00	200	Horizontal	N/A
3**	5182.500	101.97	-2.10	--	--	AV	254.00	200	Horizontal	N/A
4	7460.500	53.19	1.14	74.0	-20.81	Peak	7.00	200	Horizontal	Pass
4**	7460.500	43.91	1.14	54.0	-10.09	AV	7.00	200	Horizontal	Pass
5	10354.813	53.32	-4.55	68.2	-14.88	Peak	278.00	150	Horizontal	Pass
5**	10354.813	44.08	-4.55	--	--	AV	278.00	150	Horizontal	N/A
6	15806.550	51.20	-0.72	74.0	-22.80	Peak	32.00	150	Horizontal	Pass
6**	15806.550	41.94	-0.72	54.0	-12.06	AV	32.00	150	Horizontal	Pass

11ac20, U-NII-1, 1 GHz to 18 GHz, Low Channel, ANT V

No.	Frequency (MHz)	Results (dBuV/m)	Factor (dB)	Limit (dBuV/m)	Over Limit (dB)	Detector	Table (Degree)	Height (cm)	Antenna	Verdict
1	1593.400	42.49	-17.56	74.0	-31.51	Peak	237.00	100	Vertical	Pass
1**	1593.400	35.84	-17.56	54.0	-18.16	AV	237.00	100	Vertical	Pass
2	4360.500	47.86	-4.33	74.0	-26.14	Peak	146.00	100	Vertical	Pass
2**	4360.500	37.92	-4.33	54.0	-16.08	AV	146.00	100	Vertical	Pass
3	5178.250	108.52	-2.33	--	--	Peak	5.00	200	Vertical	N/A
3**	5178.250	100.41	-2.33	--	--	AV	5.00	200	Vertical	N/A
4	7504.000	52.62	-0.36	74.0	-21.38	Peak	354.00	400	Vertical	Pass
4**	7504.000	42.71	-0.36	54.0	-11.29	AV	354.00	400	Vertical	Pass
5	10360.037	60.50	-4.57	68.2	-7.70	Peak	36.00	150	Vertical	Pass
5**	10360.037	51.81	-4.57	--	--	AV	36.00	150	Vertical	N/A
6	16167.224	51.07	-0.46	74.0	-22.93	Peak	186.00	100	Vertical	Pass
6**	16167.224	42.03	-0.46	54.0	-11.97	AV	186.00	100	Vertical	Pass

11ac20, U-NII-1, 1 GHz to 18 GHz, Middle Channel, ANT H

No.	Frequency (MHz)	Results (dBuV/m)	Factor (dB)	Limit (dBuV/m)	Over Limit (dB)	Detector	Table (Degree)	Height (cm)	Antenna	Verdict
1	1575.700	38.79	-17.46	74.0	-35.21	Peak	107.00	300	Horizontal	Pass
1**	1575.700	28.79	-17.46	54.0	-25.21	AV	107.00	300	Horizontal	Pass
2	4259.500	47.26	-4.51	74.0	-26.74	Peak	287.00	400	Horizontal	Pass
2**	4259.500	38.41	-4.51	54.0	-15.59	AV	287.00	400	Horizontal	Pass
3	5217.000	108.36	-3.46	--	--	Peak	261.00	150	Horizontal	N/A
3**	5217.000	100.98	-3.46	--	--	AV	261.00	150	Horizontal	N/A
4	7472.250	52.33	0.74	74.0	-21.67	Peak	4.00	100	Horizontal	Pass
4**	7472.250	43.57	0.74	54.0	-10.43	AV	4.00	100	Horizontal	Pass
5	10442.213	52.28	-4.63	68.2	-15.92	Peak	271.00	150	Horizontal	Pass
5**	10442.213	45.99	-4.63	--	--	AV	271.00	150	Horizontal	N/A
6	16170.900	50.78	-0.46	74.0	-23.22	Peak	341.00	200	Horizontal	Pass
6**	16170.900	42.54	-0.46	54.0	-11.46	AV	341.00	200	Horizontal	Pass

11ac20, U-NII-1, 1 GHz to 18 GHz, Middle Channel, ANT V

No.	Frequency (MHz)	Results (dBuV/m)	Factor (dB)	Limit (dBuV/m)	Over Limit (dB)	Detector	Table (Degree)	Height (cm)	Antenna	Verdict
1	1439.200	43.43	-17.36	74.0	-30.57	Peak	46.00	300	Vertical	Pass
1**	1439.200	33.19	-17.36	54.0	-20.81	AV	46.00	300	Vertical	Pass
2	4377.000	48.10	-3.97	74.0	-25.90	Peak	299.00	400	Vertical	Pass
2**	4377.000	37.56	-3.97	54.0	-16.44	AV	299.00	400	Vertical	Pass
3	5217.500	107.23	-3.47	--	--	Peak	127.00	200	Vertical	N/A
3**	5217.500	100.65	-3.47	--	--	AV	127.00	200	Vertical	N/A
4	7461.750	52.18	1.11	74.0	-21.82	Peak	138.00	200	Vertical	Pass
4**	7461.750	43.30	1.11	54.0	-10.70	AV	138.00	200	Vertical	Pass
5	10440.787	59.54	-4.63	68.2	-8.66	Peak	33.00	150	Vertical	Pass
5**	10440.787	51.32	-4.63	--	--	AV	33.00	150	Vertical	N/A
6	16169.326	51.89	-0.46	74.0	-22.11	Peak	327.00	100	Vertical	Pass
6**	16169.326	42.25	-0.46	54.0	-11.75	AV	327.00	100	Vertical	Pass

11ac20, U-NII-1, 1 GHz to 18 GHz, High Channel, ANT H

No.	Frequency (MHz)	Results (dBuV/m)	Factor (dB)	Limit (dBuV/m)	Over Limit (dB)	Detector	Table (Degree)	Height (cm)	Antenna	Verdict
1	1542.600	40.87	-17.96	74.0	-33.13	Peak	62.00	200	Horizontal	Pass
1**	1542.600	33.17	-17.96	54.0	-20.83	AV	62.00	200	Horizontal	Pass
2	4385.000	47.35	-3.99	74.0	-26.65	Peak	234.00	200	Horizontal	Pass
2**	4385.000	37.55	-3.99	54.0	-16.45	AV	234.00	200	Horizontal	Pass
3	5232.500	109.00	-3.33	--	--	Peak	156.00	150	Horizontal	N/A
3**	5232.500	101.35	-3.33	--	--	AV	156.00	150	Horizontal	N/A
4	7704.500	52.58	1.92	74.0	-21.42	Peak	321.00	300	Horizontal	Pass
4**	7704.500	43.37	1.92	54.0	-10.63	AV	321.00	300	Horizontal	Pass
5	10470.475	52.46	-4.54	68.2	-15.74	Peak	285.00	150	Horizontal	Pass
5**	10470.475	42.09	-4.54	--	--	AV	285.00	150	Horizontal	N/A
6	16034.400	51.57	-0.12	74.0	-22.43	Peak	278.00	200	Horizontal	Pass
6**	16034.400	41.63	-0.12	54.0	-12.37	AV	278.00	200	Horizontal	Pass

11ac20, U-NII-1, 1 GHz to 18 GHz, High Channel, ANT V

No.	Frequency (MHz)	Results (dBuV/m)	Factor (dB)	Limit (dBuV/m)	Over Limit (dB)	Detector	Table (Degree)	Height (cm)	Antenna	Verdict
1	1577.600	41.88	-17.54	74.0	-32.12	Peak	165.00	300	Vertical	Pass
1**	1577.600	35.58	-17.54	54.0	-18.42	AV	165.00	300	Vertical	Pass
2	4228.500	47.48	-5.25	74.0	-26.52	Peak	154.00	400	Vertical	Pass
2**	4228.500	37.62	-5.25	54.0	-16.38	AV	154.00	400	Vertical	Pass
3	5232.500	109.25	-3.33	--	--	Peak	24.00	100	Vertical	N/A
3**	5232.500	102.45	-3.33	--	--	AV	24.00	100	Vertical	N/A
4	7522.500	52.78	0.93	74.0	-21.22	Peak	287.00	400	Vertical	Pass
4**	7522.500	43.96	0.93	54.0	-10.04	AV	287.00	400	Vertical	Pass
5	10474.512	58.48	-4.52	68.2	-9.72	Peak	360.00	150	Vertical	Pass
5**	10474.512	50.90	-4.52	--	--	AV	360.00	150	Vertical	N/A
6	16155.412	51.52	-0.46	74.0	-22.48	Peak	166.00	300	Vertical	Pass
6**	16155.412	42.29	-0.46	54.0	-11.71	AV	166.00	300	Vertical	Pass

11ac40, U-NII-1, 1 GHz to 18 GHz, Low Channel, ANT H

No.	Frequency (MHz)	Results (dBuV/m)	Factor (dB)	Limit (dBuV/m)	Over Limit (dB)	Detector	Table (Degree)	Height (cm)	Antenna	Verdict
1	1530.300	40.49	-17.65	74.0	-33.51	Peak	67.00	400	Horizontal	Pass
1**	1530.300	33.94	-17.65	54.0	-20.06	AV	67.00	400	Horizontal	Pass
2	4254.750	47.08	-4.83	74.0	-26.92	Peak	202.00	400	Horizontal	Pass
2**	4254.750	37.85	-4.83	54.0	-16.15	AV	202.00	400	Horizontal	Pass
3	5186.250	107.12	-2.40	--	--	Peak	149.00	150	Horizontal	N/A
3**	5186.250	99.99	-2.40	--	--	AV	149.00	150	Horizontal	N/A
4	7475.250	52.30	0.66	74.0	-21.70	Peak	132.00	400	Horizontal	Pass
4**	7475.250	43.62	0.66	54.0	-10.38	AV	132.00	400	Horizontal	Pass
5	10377.612	50.88	-4.64	68.2	-17.32	Peak	246.00	200	Horizontal	Pass
5**	10377.612	41.25	-4.64	--	--	AV	246.00	200	Horizontal	N/A
6	16171.950	51.90	-0.45	74.0	-22.10	Peak	290.00	100	Horizontal	Pass
6**	16171.950	43.55	-0.45	54.0	-10.45	AV	290.00	100	Horizontal	Pass

11ac40, U-NII-1, 1 GHz to 18 GHz, Low Channel, ANT V

No.	Frequency (MHz)	Results (dBuV/m)	Factor (dB)	Limit (dBuV/m)	Over Limit (dB)	Detector	Table (Degree)	Height (cm)	Antenna	Verdict
1	1530.300	40.49	-17.65	74.0	-33.51	Peak	67.00	400	Horizontal	Pass
1**	1530.300	33.94	-17.65	54.0	-20.06	AV	67.00	400	Horizontal	Pass
2	4254.750	47.08	-4.83	74.0	-26.92	Peak	202.00	400	Horizontal	Pass
2**	4254.750	37.85	-4.83	54.0	-16.15	AV	202.00	400	Horizontal	Pass
3	5186.250	107.12	-2.40	--	--	Peak	149.00	150	Horizontal	N/A
3**	5186.250	99.99	-2.40	--	--	AV	149.00	150	Horizontal	N/A
4	7475.250	52.30	0.66	74.0	-21.70	Peak	132.00	400	Horizontal	Pass
4**	7475.250	43.62	0.66	54.0	-10.38	AV	132.00	400	Horizontal	Pass
5	10377.612	50.88	-4.64	68.2	-17.32	Peak	246.00	200	Horizontal	Pass
5**	10377.612	41.25	-4.64	--	--	AV	246.00	200	Horizontal	N/A
6	16171.950	51.90	-0.45	74.0	-22.10	Peak	290.00	100	Horizontal	Pass
6**	16171.950	43.55	-0.45	54.0	-10.45	AV	290.00	100	Horizontal	Pass

11ac40, U-NII-1, 1 GHz to 18 GHz, High Channel, ANT H

No.	Frequency (MHz)	Results (dBuV/m)	Factor (dB)	Limit (dBuV/m)	Over Limit (dB)	Detector	Table (Degree)	Height (cm)	Antenna	Verdict
1	1530.000	40.65	-17.63	74.0	-33.35	Peak	58.00	300	Horizontal	Pass
1**	1530.000	34.04	-17.63	54.0	-19.96	AV	58.00	300	Horizontal	Pass
2	4320.250	47.16	-4.61	74.0	-26.84	Peak	168.00	200	Horizontal	Pass
2**	4320.250	38.86	-4.61	54.0	-15.14	AV	168.00	200	Horizontal	Pass
3	5233.750	106.53	-3.27	--	--	Peak	277.00	150	Horizontal	N/A
3**	5233.750	99.02	-3.27	--	--	AV	277.00	150	Horizontal	N/A
4	7501.500	52.32	-0.48	74.0	-21.68	Peak	285.00	300	Horizontal	Pass
4**	7501.500	43.19	-0.48	54.0	-10.81	AV	285.00	300	Horizontal	Pass
5	10474.037	49.98	-4.52	68.2	-18.22	Peak	284.00	300	Horizontal	Pass
5**	10474.037	40.94	-4.52	--	--	AV	284.00	300	Horizontal	N/A
6	16165.125	51.52	-0.46	74.0	-22.48	Peak	212.00	200	Horizontal	Pass
6**	16165.125	43.26	-0.46	54.0	-10.74	AV	212.00	200	Horizontal	Pass

11ac40, U-NII-1, 1 GHz to 18 GHz, High Channel, ANT V

No.	Frequency (MHz)	Results (dBuV/m)	Factor (dB)	Limit (dBuV/m)	Over Limit (dB)	Detector	Table (Degree)	Height (cm)	Antenna	Verdict
1	1554.200	43.20	-17.94	74.0	-30.80	Peak	160.00	200	Vertical	Pass
1**	1554.200	36.34	-17.94	54.0	-17.66	AV	160.00	200	Vertical	Pass
2	4263.500	47.45	-4.67	74.0	-26.55	Peak	66.00	400	Vertical	Pass
2**	4263.500	38.19	-4.67	54.0	-15.81	AV	66.00	400	Vertical	Pass
3	5226.000	106.05	-3.64	--	--	Peak	22.00	100	Vertical	N/A
3**	5226.000	98.83	-3.64	--	--	AV	22.00	100	Vertical	N/A
4	7469.750	52.62	0.60	74.0	-21.38	Peak	95.00	200	Vertical	Pass
4**	7469.750	43.09	0.60	54.0	-10.91	AV	95.00	200	Vertical	Pass
5	10479.974	55.69	-4.50	68.2	-12.51	Peak	0.00	300	Vertical	Pass
5**	10479.974	45.78	-4.50	--	--	AV	0.00	300	Vertical	N/A
6	16170.375	52.11	-0.46	74.0	-21.89	Peak	275.00	300	Vertical	Pass
6**	16170.375	42.57	-0.46	54.0	-11.43	AV	275.00	300	Vertical	Pass

11ac80, U-NII-1, 1 GHz to 18 GHz, Middle Channel, ANT H

No.	Frequency (MHz)	Results (dBuV/m)	Factor (dB)	Limit (dBuV/m)	Over Limit (dB)	Detector	Table (Degree)	Height (cm)	Antenna	Verdict
1	1440.000	41.08	-17.32	74.0	-32.92	Peak	244.00	400	Horizontal	Pass
1**	1440.000	32.60	-17.32	54.0	-21.40	AV	244.00	400	Horizontal	Pass
2	4360.500	47.34	-4.33	74.0	-26.66	Peak	163.00	400	Horizontal	Pass
2**	4360.500	38.88	-4.33	54.0	-15.12	AV	163.00	400	Horizontal	Pass
3	5237.500	104.46	-3.25	--	--	Peak	155.00	100	Horizontal	N/A
3**	5237.500	96.04	-3.25	--	--	AV	155.00	100	Horizontal	N/A
4	7500.000	52.81	-0.50	74.0	-21.19	Peak	260.00	100	Horizontal	Pass
4**	7500.000	42.29	-0.50	54.0	-11.71	AV	260.00	100	Horizontal	Pass
5	11798.100	48.91	-3.55	74.0	-25.09	Peak	313.00	100	Horizontal	Pass
5**	11798.100	39.39	-3.55	54.0	-14.61	AV	313.00	100	Horizontal	Pass
6	16174.838	51.41	-0.45	74.0	-22.59	Peak	27.00	100	Horizontal	Pass
6**	16174.838	42.43	-0.45	54.0	-11.57	AV	27.00	100	Horizontal	Pass

11ac80, U-NII-1, 1 GHz to 18 GHz, Middle Channel, ANT V

No.	Frequency (MHz)	Results (dBuV/m)	Factor (dB)	Limit (dBuV/m)	Over Limit (dB)	Detector	Table (Degree)	Height (cm)	Antenna	Verdict
1	1554.000	43.34	-17.93	74.0	-30.66	Peak	164.00	100	Vertical	Pass
1**	1554.000	35.62	-17.93	54.0	-18.38	AV	164.00	100	Vertical	Pass
2	4357.000	48.33	-4.21	74.0	-25.67	Peak	58.00	200	Vertical	Pass
2**	4357.000	38.74	-4.21	54.0	-15.26	AV	58.00	200	Vertical	Pass
3	5236.750	103.07	-3.29	--	--	Peak	146.00	200	Vertical	N/A
3**	5236.750	95.84	-3.29	--	--	AV	146.00	200	Vertical	N/A
4	7461.250	52.35	1.13	74.0	-21.65	Peak	317.00	300	Vertical	Pass
4**	7461.250	43.54	1.13	54.0	-10.46	AV	317.00	300	Vertical	Pass
5	11801.662	49.22	-3.52	74.0	-24.78	Peak	227.00	150	Vertical	Pass
5**	11801.662	39.62	-3.52	54.0	-14.38	AV	227.00	150	Vertical	Pass
6	16160.400	51.71	-0.46	74.0	-22.29	Peak	90.00	200	Vertical	Pass
6**	16160.400	43.19	-0.46	54.0	-10.81	AV	90.00	200	Vertical	Pass

11ax20(SU), U-NII-1, 1 GHz to 18 GHz, Low Channel, ANT H

No.	Frequency (MHz)	Results (dBuV/m)	Factor (dB)	Limit (dBuV/m)	Over Limit (dB)	Detector	Table (Degree)	Height (cm)	Antenna	Verdict
1	1440.300	40.27	-17.30	74.0	-33.73	Peak	252.00	300	Horizontal	Pass
1**	1440.300	31.94	-17.30	54.0	-22.06	AV	252.00	300	Horizontal	Pass
2	4317.000	47.15	-4.60	74.0	-26.85	Peak	250.00	300	Horizontal	Pass
2**	4317.000	39.00	-4.60	54.0	-15.00	AV	250.00	300	Horizontal	Pass
3	5182.000	111.52	-2.12	--	--	Peak	143.00	150	Horizontal	N/A
3**	5182.000	102.17	-2.12	--	--	AV	143.00	150	Horizontal	N/A
4	7515.500	52.38	0.88	74.0	-21.62	Peak	260.00	100	Horizontal	Pass
4**	7515.500	44.43	0.88	54.0	-9.57	AV	260.00	100	Horizontal	Pass
5	10370.962	52.13	-4.61	68.2	-16.07	Peak	254.00	150	Horizontal	Pass
5**	10370.962	42.39	-4.61	--	--	AV	254.00	150	Horizontal	N/A
6	16178.513	51.81	-0.45	74.0	-22.19	Peak	67.00	200	Horizontal	Pass
6**	16178.513	42.60	-0.45	54.0	-11.40	AV	67.00	200	Horizontal	Pass

11ax20(SU), U-NII-1, 1 GHz to 18 GHz, Low Channel, ANT V

No.	Frequency (MHz)	Results (dBuV/m)	Factor (dB)	Limit (dBuV/m)	Over Limit (dB)	Detector	Table (Degree)	Height (cm)	Antenna	Verdict
1	1554.100	43.14	-17.93	74.0	-30.86	Peak	170.00	200	Vertical	Pass
1**	1554.100	36.65	-17.93	54.0	-17.35	AV	170.00	200	Vertical	Pass
2	4355.250	46.87	-4.32	74.0	-27.13	Peak	133.00	100	Vertical	Pass
2**	4355.250	38.28	-4.32	54.0	-15.72	AV	133.00	100	Vertical	Pass
3	5173.000	109.13	-2.74	--	--	Peak	145.00	200	Vertical	N/A
3**	5173.000	101.32	-2.74	--	--	AV	145.00	200	Vertical	N/A
4	7698.500	52.25	1.77	74.0	-21.75	Peak	9.00	200	Vertical	Pass
4**	7698.500	42.58	1.77	54.0	-11.42	AV	9.00	200	Vertical	Pass
5	10356.475	59.27	-4.56	68.2	-8.93	Peak	9.00	150	Vertical	Pass
5**	10356.475	51.07	-4.56	--	--	AV	9.00	150	Vertical	N/A
6	16188.488	52.38	-0.44	74.0	-21.62	Peak	87.00	300	Vertical	Pass
6**	16188.488	42.21	-0.44	54.0	-11.79	AV	87.00	300	Vertical	Pass

11ax20(SU), U-NII-1, 1 GHz to 18 GHz, Middle Channel, ANT H

No.	Frequency (MHz)	Results (dBuV/m)	Factor (dB)	Limit (dBuV/m)	Over Limit (dB)	Detector	Table (Degree)	Height (cm)	Antenna	Verdict
1	1529.800	41.09	-17.62	74.0	-32.91	Peak	56.00	300	Horizontal	Pass
1**	1529.800	33.64	-17.62	54.0	-20.36	AV	56.00	300	Horizontal	Pass
2	4280.750	48.13	-4.79	74.0	-25.87	Peak	200.00	200	Horizontal	Pass
2**	4280.750	38.23	-4.79	54.0	-15.77	AV	200.00	200	Horizontal	Pass
3	5213.750	109.59	-3.43	--	--	Peak	304.00	100	Horizontal	N/A
3**	5213.750	100.04	-3.43	--	--	AV	304.00	100	Horizontal	N/A
4	7515.750	52.39	0.90	74.0	-21.61	Peak	45.00	300	Horizontal	Pass
4**	7515.750	43.63	0.90	54.0	-10.37	AV	45.00	300	Horizontal	Pass
5	10438.412	52.25	-4.64	68.2	-15.95	Peak	272.00	300	Horizontal	Pass
5**	10438.412	44.04	-4.64	--	--	AV	272.00	300	Horizontal	N/A
6	16042.800	51.48	-0.11	74.0	-22.52	Peak	153.00	200	Horizontal	Pass
6**	16042.800	41.89	-0.11	54.0	-12.11	AV	153.00	200	Horizontal	Pass

11ax20(SU), U-NII-1, 1 GHz to 18 GHz, Middle Channel, ANT V

No.	Frequency (MHz)	Results (dBuV/m)	Factor (dB)	Limit (dBuV/m)	Over Limit (dB)	Detector	Table (Degree)	Height (cm)	Antenna	Verdict
1	1554.300	43.43	-17.94	74.0	-30.57	Peak	163.00	100	Vertical	Pass
1**	1554.300	36.31	-17.94	54.0	-17.69	AV	163.00	100	Vertical	Pass
2	4320.250	47.36	-4.61	74.0	-26.64	Peak	87.00	100	Vertical	Pass
2**	4320.250	37.67	-4.61	54.0	-16.33	AV	87.00	100	Vertical	Pass
3	5222.500	109.64	-3.45	--	--	Peak	19.00	100	Vertical	N/A
3**	5222.500	100.56	-3.45	--	--	AV	19.00	100	Vertical	N/A
4	7703.750	52.67	1.93	74.0	-21.33	Peak	207.00	100	Vertical	Pass
4**	7703.750	43.40	1.93	54.0	-10.60	AV	207.00	100	Vertical	Pass
5	10436.750	58.54	-4.64	68.2	-9.66	Peak	360.00	300	Vertical	Pass
5**	10436.750	50.57	-4.64	--	--	AV	360.00	300	Vertical	N/A
6	16172.213	52.49	-0.45	74.0	-21.51	Peak	237.00	200	Vertical	Pass
6**	16172.213	42.23	-0.45	54.0	-11.77	AV	237.00	200	Vertical	Pass

11ax20(SU), U-NII-1, 1 GHz to 18 GHz, High Channel, ANT H

No.	Frequency (MHz)	Results (dBuV/m)	Factor (dB)	Limit (dBuV/m)	Over Limit (dB)	Detector	Table (Degree)	Height (cm)	Antenna	Verdict
1	1601.200	40.81	-17.68	74.0	-33.19	Peak	11.00	300	Horizontal	Pass
1**	1601.200	31.98	-17.68	54.0	-22.02	AV	11.00	300	Horizontal	Pass
2	4372.500	47.92	-4.23	74.0	-26.08	Peak	253.00	200	Horizontal	Pass
2**	4372.500	37.78	-4.23	54.0	-16.22	AV	253.00	200	Horizontal	Pass
3	5241.000	109.38	-3.32	--	--	Peak	148.00	200	Horizontal	N/A
3**	5241.000	100.55	-3.32	--	--	AV	148.00	200	Horizontal	N/A
4	7435.500	52.46	0.48	74.0	-21.54	Peak	278.00	400	Horizontal	Pass
4**	7435.500	42.06	0.48	54.0	-11.94	AV	278.00	400	Horizontal	Pass
5	10471.425	52.59	-4.53	68.2	-15.61	Peak	117.00	400	Horizontal	Pass
5**	10471.425	42.83	-4.53	--	--	AV	117.00	400	Horizontal	N/A
6	16180.088	51.35	-0.45	74.0	-22.65	Peak	243.00	200	Horizontal	Pass
6**	16180.088	42.73	-0.45	54.0	-11.27	AV	243.00	200	Horizontal	Pass

11ax20(SU), U-NII-1, 1 GHz to 18 GHz, High Channel, ANT V

No.	Frequency (MHz)	Results (dBuV/m)	Factor (dB)	Limit (dBuV/m)	Over Limit (dB)	Detector	Table (Degree)	Height (cm)	Antenna	Verdict
1	1553.700	43.32	-17.92	74.0	-30.68	Peak	166.00	200	Vertical	Pass
1**	1553.700	36.26	-17.92	54.0	-17.74	AV	166.00	200	Vertical	Pass
2	4359.500	47.14	-4.22	74.0	-26.86	Peak	45.00	300	Vertical	Pass
2**	4359.500	37.95	-4.22	54.0	-16.05	AV	45.00	300	Vertical	Pass
3	5232.250	108.93	-3.34	--	--	Peak	150.00	150	Vertical	N/A
3**	5232.250	100.84	-3.34	--	--	AV	150.00	150	Vertical	N/A
4	7446.000	53.13	0.42	74.0	-20.87	Peak	235.00	400	Vertical	Pass
4**	7446.000	43.33	0.42	54.0	-10.67	AV	235.00	400	Vertical	Pass
5	10471.187	58.22	-4.54	68.2	-9.98	Peak	0.00	400	Vertical	Pass
5**	10471.187	48.31	-4.54	--	--	AV	0.00	400	Vertical	N/A
6	16179.562	51.41	-0.45	74.0	-22.59	Peak	119.00	400	Vertical	Pass
6**	16179.562	43.22	-0.45	54.0	-10.78	AV	119.00	400	Vertical	Pass

11ax40(SU), U-NII-1, 1 GHz to 18 GHz, Low Channel, ANT H

No.	Frequency (MHz)	Results (dBuV/m)	Factor (dB)	Limit (dBuV/m)	Over Limit (dB)	Detector	Table (Degree)	Height (cm)	Antenna	Verdict
1	1439.600	41.28	-17.34	74.0	-32.72	Peak	250.00	200	Horizontal	Pass
1**	1439.600	30.76	-17.34	54.0	-23.24	AV	250.00	200	Horizontal	Pass
2	4184.000	47.64	-4.88	74.0	-26.36	Peak	280.00	200	Horizontal	Pass
2**	4184.000	38.28	-4.88	54.0	-15.72	AV	280.00	200	Horizontal	Pass
3	5196.250	107.43	-3.19	--	--	Peak	149.00	150	Horizontal	N/A
3**	5196.250	99.89	-3.19	--	--	AV	149.00	150	Horizontal	N/A
4	7509.250	52.87	0.50	74.0	-21.13	Peak	209.00	400	Horizontal	Pass
4**	7509.250	44.31	0.50	54.0	-9.69	AV	209.00	400	Horizontal	Pass
5	12557.150	49.01	-2.20	74.0	-24.99	Peak	338.00	150	Horizontal	Pass
5**	12557.150	39.09	-2.20	54.0	-14.91	AV	338.00	150	Horizontal	Pass
6	16081.125	51.97	-0.65	74.0	-22.03	Peak	227.00	400	Horizontal	Pass
6**	16081.125	41.65	-0.65	54.0	-12.35	AV	227.00	400	Horizontal	Pass

11ax40(SU), U-NII-1, 1 GHz to 18 GHz, Low Channel, ANT V

No.	Frequency (MHz)	Results (dBuV/m)	Factor (dB)	Limit (dBuV/m)	Over Limit (dB)	Detector	Table (Degree)	Height (cm)	Antenna	Verdict
1	1554.000	42.67	-17.93	74.0	-31.33	Peak	166.00	200	Vertical	Pass
1**	1554.000	35.78	-17.93	54.0	-18.22	AV	166.00	200	Vertical	Pass
2	4385.000	47.92	-3.99	74.0	-26.08	Peak	270.00	100	Vertical	Pass
2**	4385.000	38.67	-3.99	54.0	-15.33	AV	270.00	100	Vertical	Pass
3	5186.000	107.10	-2.39	--	--	Peak	150.00	150	Vertical	N/A
3**	5186.000	99.02	-2.39	--	--	AV	150.00	150	Vertical	N/A
4	7517.000	52.42	0.92	74.0	-21.58	Peak	0.00	100	Vertical	Pass
4**	7517.000	43.96	0.92	54.0	-10.04	AV	0.00	100	Vertical	Pass
5	10377.138	57.28	-4.64	68.2	-10.92	Peak	0.00	100	Vertical	Pass
5**	10377.138	51.24	-4.64	--	--	AV	0.00	100	Vertical	N/A
6	16186.387	51.04	-0.45	74.0	-22.96	Peak	203.00	100	Vertical	Pass
6**	16186.387	42.57	-0.45	54.0	-11.43	AV	203.00	100	Vertical	Pass

11ax40(SU), U-NII-1, 1 GHz to 18 GHz, High Channel, ANT H

No.	Frequency (MHz)	Results (dBuV/m)	Factor (dB)	Limit (dBuV/m)	Over Limit (dB)	Detector	Table (Degree)	Height (cm)	Antenna	Verdict
1	1554.100	43.30	-17.93	74.0	-30.70	Peak	161.00	200	Horizontal	Pass
1**	1554.100	36.26	-17.93	54.0	-17.74	AV	161.00	200	Horizontal	Pass
2	3600.000	50.90	-7.44	68.2	-17.30	Peak	117.00	150	Horizontal	Pass
2**	3600.000	48.83	-7.44	--	--	AV	117.00	150	Horizontal	N/A
3	5248.000	106.39	-3.86	--	--	Peak	152.00	150	Horizontal	N/A
3**	5248.000	97.36	-3.86	--	--	AV	152.00	150	Horizontal	N/A
4	7457.500	52.57	1.14	74.0	-21.43	Peak	0.00	300	Horizontal	Pass
4**	7457.500	44.42	1.14	54.0	-9.58	AV	0.00	300	Horizontal	Pass
5	11706.662	48.62	-4.17	74.0	-25.38	Peak	353.00	300	Horizontal	Pass
5**	11706.662	39.07	-4.17	54.0	-14.93	AV	353.00	300	Horizontal	Pass
6	16064.850	51.42	-0.36	74.0	-22.58	Peak	344.00	400	Horizontal	Pass
6**	16064.850	41.85	-0.36	54.0	-12.15	AV	344.00	400	Horizontal	Pass

11ax40(SU), U-NII-1, 1 GHz to 18 GHz, High Channel, ANT V

No.	Frequency (MHz)	Results (dBuV/m)	Factor (dB)	Limit (dBuV/m)	Over Limit (dB)	Detector	Table (Degree)	Height (cm)	Antenna	Verdict
1	1554.200	43.43	-17.94	74.0	-30.57	Peak	164.00	300	Vertical	Pass
1**	1554.200	36.65	-17.94	54.0	-17.35	AV	164.00	300	Vertical	Pass
2	4308.250	47.56	-4.22	74.0	-26.44	Peak	171.00	300	Vertical	Pass
2**	4308.250	38.61	-4.22	54.0	-15.39	AV	171.00	300	Vertical	Pass
3	5218.000	107.89	-3.47	--	--	Peak	153.00	200	Vertical	N/A
3**	5218.000	97.32	-3.47	--	--	AV	153.00	200	Vertical	N/A
4	7745.750	52.06	-0.89	74.0	-21.94	Peak	248.00	200	Vertical	Pass
4**	7745.750	42.11	-0.89	54.0	-11.89	AV	248.00	200	Vertical	Pass
5	10455.276	55.74	-4.59	68.2	-12.46	Peak	24.00	300	Vertical	Pass
5**	10455.276	46.68	-4.59	--	--	AV	24.00	300	Vertical	N/A
6	16151.474	51.11	-0.47	74.0	-22.89	Peak	46.00	100	Vertical	Pass
6**	16151.474	42.62	-0.47	54.0	-11.38	AV	46.00	100	Vertical	Pass

11ax80(SU), U-NII-1, 1 GHz to 18 GHz, Middle Channel, ANT H

No.	Frequency (MHz)	Results (dBuV/m)	Factor (dB)	Limit (dBuV/m)	Over Limit (dB)	Detector	Table (Degree)	Height (cm)	Antenna	Verdict
1	1535.300	40.40	-17.69	74.0	-33.60	Peak	60.00	300	Horizontal	Pass
1**	1535.300	31.95	-17.69	54.0	-22.05	AV	60.00	300	Horizontal	Pass
2	4313.250	47.45	-4.33	74.0	-26.55	Peak	129.00	400	Horizontal	Pass
2**	4313.250	38.57	-4.33	54.0	-15.43	AV	129.00	400	Horizontal	Pass
3	5238.250	106.03	-3.22	--	--	Peak	102.00	100	Horizontal	N/A
3**	5238.250	95.99	-3.22	--	--	AV	102.00	100	Horizontal	N/A
4	7466.750	52.90	0.88	74.0	-21.10	Peak	24.00	100	Horizontal	Pass
4**	7466.750	43.77	0.88	54.0	-10.23	AV	24.00	100	Horizontal	Pass
5	12438.638	49.99	-2.32	74.0	-24.01	Peak	216.00	100	Horizontal	Pass
5**	12438.638	40.27	-2.32	54.0	-13.73	AV	216.00	100	Horizontal	Pass
6	16153.050	51.20	-0.47	74.0	-22.80	Peak	0.00	300	Horizontal	Pass
6**	16153.050	42.79	-0.47	54.0	-11.21	AV	0.00	300	Horizontal	Pass

11ax80(SU), U-NII-1, 1 GHz to 18 GHz, Middle Channel, ANT V

No.	Frequency (MHz)	Results (dBuV/m)	Factor (dB)	Limit (dBuV/m)	Over Limit (dB)	Detector	Table (Degree)	Height (cm)	Antenna	Verdict
1	1577.500	43.25	-17.53	74.0	-30.75	Peak	166.00	400	Vertical	Pass
1**	1577.500	36.47	-17.53	54.0	-17.53	AV	166.00	400	Vertical	Pass
2	4379.500	47.36	-3.97	74.0	-26.64	Peak	220.00	200	Vertical	Pass
2**	4379.500	38.78	-3.97	54.0	-15.22	AV	220.00	200	Vertical	Pass
3	5212.000	105.46	-3.45	--	--	Peak	151.00	100	Vertical	N/A
3**	5212.000	94.91	-3.45	--	--	AV	151.00	100	Vertical	N/A
4	7516.500	52.56	0.93	74.0	-21.44	Peak	334.00	300	Vertical	Pass
4**	7516.500	43.88	0.93	54.0	-10.12	AV	334.00	300	Vertical	Pass
5	11557.512	49.00	-4.34	74.0	-25.00	Peak	314.00	150	Vertical	Pass
5**	11557.512	39.56	-4.34	54.0	-14.44	AV	314.00	150	Vertical	Pass
6	16166.438	51.94	-0.46	74.0	-22.06	Peak	208.00	100	Vertical	Pass
6**	16166.438	42.85	-0.46	54.0	-11.15	AV	208.00	100	Vertical	Pass

11a, U-NII-3, 1 GHz to 18 GHz, Low Channel, ANT H

No.	Frequency (MHz)	Results (dBuV/m)	Factor (dB)	Limit (dBuV/m)	Over Limit (dB)	Detector	Table (Degree)	Height (cm)	Antenna	Verdict
1	1529.800	41.02	-17.62	74.0	-32.98	Peak	50.00	100	Horizontal	Pass
1**	1529.800	33.58	-17.62	54.0	-20.42	AV	50.00	100	Horizontal	Pass
2	4307.500	47.73	-4.16	74.0	-26.27	Peak	19.00	200	Horizontal	Pass
2**	4307.500	38.27	-4.16	54.0	-15.73	AV	19.00	200	Horizontal	Pass
3	5742.500	103.57	-3.07	--	--	Peak	322.00	150	Horizontal	N/A
3**	5742.500	96.18	-3.07	--	--	AV	322.00	150	Horizontal	N/A
4	7517.500	52.96	0.91	74.0	-21.04	Peak	312.00	100	Horizontal	Pass
4**	7517.500	43.71	0.91	54.0	-10.29	AV	312.00	100	Horizontal	Pass
5	12047.000	48.69	-3.34	74.0	-25.31	Peak	163.00	150	Horizontal	Pass
5**	12047.000	39.44	-3.34	54.0	-14.56	AV	163.00	150	Horizontal	Pass
6	16163.812	51.37	-0.46	74.0	-22.63	Peak	315.00	400	Horizontal	Pass
6**	16163.812	42.64	-0.46	54.0	-11.36	AV	315.00	400	Horizontal	Pass

11a, U-NII-3, 1 GHz to 18 GHz, Low Channel, ANT V

No.	Frequency (MHz)	Results (dBuV/m)	Factor (dB)	Limit (dBuV/m)	Over Limit (dB)	Detector	Table (Degree)	Height (cm)	Antenna	Verdict
1	1604.600	43.56	-17.38	74.0	-30.44	Peak	162.00	200	Vertical	Pass
1**	1604.600	35.80	-17.38	54.0	-18.20	AV	162.00	200	Vertical	Pass
2	4305.750	47.47	-4.19	74.0	-26.53	Peak	11.00	100	Vertical	Pass
2**	4305.750	38.54	-4.19	54.0	-15.46	AV	11.00	100	Vertical	Pass
3	5747.750	102.32	-3.03	--	--	Peak	2.00	150	Vertical	N/A
3**	5747.750	95.55	-3.03	--	--	AV	2.00	150	Vertical	N/A
4	7453.000	52.52	1.01	74.0	-21.48	Peak	63.00	300	Vertical	Pass
4**	7453.000	43.28	1.01	54.0	-10.72	AV	63.00	300	Vertical	Pass
5	12439.825	49.12	-2.31	74.0	-24.88	Peak	57.00	100	Vertical	Pass
5**	12439.825	39.52	-2.31	54.0	-14.48	AV	57.00	100	Vertical	Pass
6	15706.276	51.99	-0.03	74.0	-22.01	Peak	141.00	100	Vertical	Pass
6**	15706.276	41.88	-0.03	54.0	-12.12	AV	141.00	100	Vertical	Pass

11a, U-NII-3, 1 GHz to 18 GHz, Middle Channel, ANT H

No.	Frequency (MHz)	Results (dBuV/m)	Factor (dB)	Limit (dBuV/m)	Over Limit (dB)	Detector	Table (Degree)	Height (cm)	Antenna	Verdict
1	1440.900	41.00	-17.27	74.0	-33.00	Peak	267.00	100	Horizontal	Pass
1**	1440.900	31.18	-17.27	54.0	-22.82	AV	267.00	100	Horizontal	Pass
2	4310.750	47.18	-4.29	74.0	-26.82	Peak	188.00	300	Horizontal	Pass
2**	4310.750	38.27	-4.29	54.0	-15.73	AV	188.00	300	Horizontal	Pass
3	5781.500	104.69	-3.06	--	--	Peak	320.00	150	Horizontal	N/A
3**	5781.500	96.56	-3.06	--	--	AV	320.00	150	Horizontal	N/A
4	7561.250	52.65	-0.32	74.0	-21.35	Peak	2.00	200	Horizontal	Pass
4**	7561.250	42.98	-0.32	54.0	-11.02	AV	2.00	200	Horizontal	Pass
5	11298.875	49.74	-4.01	74.0	-24.26	Peak	177.00	200	Horizontal	Pass
5**	11298.875	38.86	-4.01	54.0	-15.14	AV	177.00	200	Horizontal	Pass
6	15948.562	51.50	-0.26	74.0	-22.50	Peak	30.00	150	Horizontal	Pass
6**	15948.562	41.64	-0.26	54.0	-12.36	AV	30.00	150	Horizontal	Pass

11a, U-NII-3, 1 GHz to 18 GHz, Middle Channel, ANT V

No.	Frequency (MHz)	Results (dBuV/m)	Factor (dB)	Limit (dBuV/m)	Over Limit (dB)	Detector	Table (Degree)	Height (cm)	Antenna	Verdict
1	1605.000	43.80	-17.39	74.0	-30.20	Peak	167.00	400	Vertical	Pass
1**	1605.000	37.62	-17.39	54.0	-16.38	AV	167.00	400	Vertical	Pass
2	4359.000	47.75	-4.17	74.0	-26.25	Peak	36.00	100	Vertical	Pass
2**	4359.000	38.70	-4.17	54.0	-15.30	AV	36.00	100	Vertical	Pass
3	5787.250	105.37	-3.15	--	--	Peak	2.00	100	Vertical	N/A
3**	5787.250	97.26	-3.15	--	--	AV	2.00	100	Vertical	N/A
4	7453.250	53.35	1.04	74.0	-20.65	Peak	183.00	300	Vertical	Pass
4**	7453.250	44.25	1.04	54.0	-9.75	AV	183.00	300	Vertical	Pass
5	12310.625	49.19	-2.52	74.0	-24.81	Peak	358.00	100	Vertical	Pass
5**	12310.625	39.92	-2.52	54.0	-14.08	AV	358.00	100	Vertical	Pass
6	16195.575	51.66	-0.44	74.0	-22.34	Peak	153.00	200	Vertical	Pass
6**	16195.575	42.15	-0.44	54.0	-11.85	AV	153.00	200	Vertical	Pass

11a, U-NII-3, 1 GHz to 18 GHz, High Channel, ANT H

No.	Frequency (MHz)	Results (dBuV/m)	Factor (dB)	Limit (dBuV/m)	Over Limit (dB)	Detector	Table (Degree)	Height (cm)	Antenna	Verdict
1	1535.500	40.80	-17.69	74.0	-33.20	Peak	48.00	100	Horizontal	Pass
1**	1535.500	31.86	-17.69	54.0	-22.14	AV	48.00	100	Horizontal	Pass
2	4307.750	47.30	-4.18	74.0	-26.70	Peak	0.00	300	Horizontal	Pass
2**	4307.750	39.43	-4.18	54.0	-14.57	AV	0.00	300	Horizontal	Pass
3	5822.500	105.42	-3.09	--	--	Peak	288.00	200	Horizontal	N/A
3**	5822.500	97.48	-3.09	--	--	AV	288.00	200	Horizontal	N/A
4	7457.750	53.01	1.14	74.0	-20.99	Peak	10.00	100	Horizontal	Pass
4**	7457.750	43.89	1.14	54.0	-10.11	AV	10.00	100	Horizontal	Pass
5	10724.838	48.83	-4.86	74.0	-25.17	Peak	67.00	200	Horizontal	Pass
5**	10724.838	38.81	-4.86	54.0	-15.19	AV	67.00	200	Horizontal	Pass
6	16158.825	52.75	-0.46	74.0	-21.25	Peak	27.00	150	Horizontal	Pass
6**	16158.825	43.09	-0.46	54.0	-10.91	AV	27.00	150	Horizontal	Pass

11a, U-NII-3, 1 GHz to 18 GHz, High Channel, ANT V

No.	Frequency (MHz)	Results (dBuV/m)	Factor (dB)	Limit (dBuV/m)	Over Limit (dB)	Detector	Table (Degree)	Height (cm)	Antenna	Verdict
1	1605.300	43.56	-17.40	74.0	-30.44	Peak	160.00	200	Vertical	Pass
1**	1605.300	37.86	-17.40	54.0	-16.14	AV	160.00	200	Vertical	Pass
2	4256.750	47.87	-4.76	74.0	-26.13	Peak	8.00	100	Vertical	Pass
2**	4256.750	38.21	-4.76	54.0	-15.79	AV	8.00	100	Vertical	Pass
3	5828.500	104.18	-3.11	--	--	Peak	360.00	150	Vertical	N/A
3**	5828.500	97.34	-3.11	--	--	AV	360.00	150	Vertical	N/A
4	7696.500	53.37	1.80	74.0	-20.63	Peak	242.00	300	Vertical	Pass
4**	7696.500	43.16	1.80	54.0	-10.84	AV	242.00	300	Vertical	Pass
5	12454.787	49.28	-2.18	74.0	-24.72	Peak	218.00	150	Vertical	Pass
5**	12454.787	39.71	-2.18	54.0	-14.29	AV	218.00	150	Vertical	Pass
6	15950.401	51.73	-0.23	74.0	-22.27	Peak	165.00	150	Vertical	Pass
6**	15950.401	42.71	-0.23	54.0	-11.29	AV	165.00	150	Vertical	Pass

11n20, U-NII-3, 1 GHz to 18 GHz, Low Channel, ANT H

No.	Frequency (MHz)	Results (dBuV/m)	Factor (dB)	Limit (dBuV/m)	Over Limit (dB)	Detector	Table (Degree)	Height (cm)	Antenna	Verdict
1	1441.600	41.27	-17.27	74.0	-32.73	Peak	265.00	100	Horizontal	Pass
1**	1441.600	31.27	-17.27	54.0	-22.73	AV	265.00	100	Horizontal	Pass
2	4296.500	47.74	-4.43	74.0	-26.26	Peak	314.00	100	Horizontal	Pass
2**	4296.500	38.51	-4.43	54.0	-15.49	AV	314.00	100	Horizontal	Pass
3	5743.250	103.26	-3.02	--	--	Peak	322.00	150	Horizontal	N/A
3**	5743.250	95.70	-3.02	--	--	AV	322.00	150	Horizontal	N/A
4	7463.500	52.67	1.01	74.0	-21.33	Peak	63.00	400	Horizontal	Pass
4**	7463.500	43.42	1.01	54.0	-10.58	AV	63.00	400	Horizontal	Pass
5	11796.675	49.02	-3.56	74.0	-24.98	Peak	360.00	150	Horizontal	Pass
5**	11796.675	39.83	-3.56	54.0	-14.17	AV	360.00	150	Horizontal	Pass
6	16178.250	51.36	-0.45	74.0	-22.64	Peak	278.00	400	Horizontal	Pass
6**	16178.250	42.92	-0.45	54.0	-11.08	AV	278.00	400	Horizontal	Pass

11n20, U-NII-3, 1 GHz to 18 GHz, Low Channel, ANT V

No.	Frequency (MHz)	Results (dBuV/m)	Factor (dB)	Limit (dBuV/m)	Over Limit (dB)	Detector	Table (Degree)	Height (cm)	Antenna	Verdict
1	1605.500	44.17	-17.40	74.0	-29.83	Peak	163.00	400	Vertical	Pass
1**	1605.500	38.26	-17.40	54.0	-15.74	AV	163.00	400	Vertical	Pass
2	4389.750	47.47	-4.24	74.0	-26.53	Peak	0.00	300	Vertical	Pass
2**	4389.750	38.82	-4.24	54.0	-15.18	AV	0.00	300	Vertical	Pass
3	5747.250	102.43	-2.97	--	--	Peak	7.00	150	Vertical	N/A
3**	5747.250	95.53	-2.97	--	--	AV	7.00	150	Vertical	N/A
4	7453.000	52.54	1.01	74.0	-21.46	Peak	165.00	200	Vertical	Pass
4**	7453.000	43.97	1.01	54.0	-10.03	AV	165.00	200	Vertical	Pass
5	11295.075	49.12	-4.03	74.0	-24.88	Peak	0.00	100	Vertical	Pass
5**	11295.075	38.68	-4.03	54.0	-15.32	AV	0.00	100	Vertical	Pass
6	15697.350	50.92	0.03	74.0	-23.08	Peak	290.00	150	Vertical	Pass
6**	15697.350	42.04	0.03	54.0	-11.96	AV	290.00	150	Vertical	Pass

11n20, U-NII-3, 1 GHz to 18 GHz, Middle Channel, ANT H

No.	Frequency (MHz)	Results (dBuV/m)	Factor (dB)	Limit (dBuV/m)	Over Limit (dB)	Detector	Table (Degree)	Height (cm)	Antenna	Verdict
1	1439.700	41.30	-17.33	74.0	-32.70	Peak	288.00	400	Horizontal	Pass
1**	1439.700	31.24	-17.33	54.0	-22.76	AV	288.00	400	Horizontal	Pass
2	4304.750	47.74	-4.23	74.0	-26.26	Peak	210.00	300	Horizontal	Pass
2**	4304.750	38.51	-4.23	54.0	-15.49	AV	210.00	300	Horizontal	Pass
3	5777.000	104.92	-2.76	--	--	Peak	322.00	150	Horizontal	N/A
3**	5777.000	96.76	-2.76	--	--	AV	322.00	150	Horizontal	N/A
4	7455.000	53.16	1.17	74.0	-20.84	Peak	61.00	400	Horizontal	Pass
4**	7455.000	44.02	1.17	54.0	-9.98	AV	61.00	400	Horizontal	Pass
5	11302.438	49.29	-4.03	74.0	-24.71	Peak	316.00	150	Horizontal	Pass
5**	11302.438	39.13	-4.03	54.0	-14.87	AV	316.00	150	Horizontal	Pass
6	15828.076	51.65	-0.74	74.0	-22.35	Peak	327.00	200	Horizontal	Pass
6**	15828.076	42.09	-0.74	54.0	-11.91	AV	327.00	200	Horizontal	Pass

11n20, U-NII-3, 1 GHz to 18 GHz, Middle Channel, ANT V

No.	Frequency (MHz)	Results (dBuV/m)	Factor (dB)	Limit (dBuV/m)	Over Limit (dB)	Detector	Table (Degree)	Height (cm)	Antenna	Verdict
1	1605.300	43.54	-17.40	74.0	-30.46	Peak	165.00	200	Vertical	Pass
1**	1605.300	38.52	-17.40	54.0	-15.48	AV	165.00	200	Vertical	Pass
2	4321.000	47.80	-4.68	74.0	-26.20	Peak	0.00	150	Vertical	Pass
2**	4321.000	38.41	-4.68	54.0	-15.59	AV	0.00	150	Vertical	Pass
3	5778.250	104.71	-2.67	--	--	Peak	12.00	200	Vertical	N/A
3**	5778.250	97.62	-2.67	--	--	AV	12.00	200	Vertical	N/A
4	7508.500	52.78	0.41	74.0	-21.22	Peak	149.00	400	Vertical	Pass
4**	7508.500	44.03	0.41	54.0	-9.97	AV	149.00	400	Vertical	Pass
5	11121.700	49.11	-4.48	74.0	-24.89	Peak	92.00	100	Vertical	Pass
5**	11121.700	38.79	-4.48	54.0	-15.21	AV	92.00	100	Vertical	Pass
6	15948.562	51.23	-0.26	74.0	-22.77	Peak	2.00	150	Vertical	Pass
6**	15948.562	42.45	-0.26	54.0	-11.55	AV	2.00	150	Vertical	Pass

11n20, U-NII-3, 1 GHz to 18 GHz, High Channel, ANT H

No.	Frequency (MHz)	Results (dBuV/m)	Factor (dB)	Limit (dBuV/m)	Over Limit (dB)	Detector	Table (Degree)	Height (cm)	Antenna	Verdict
1	1438.400	41.30	-17.40	74.0	-32.70	Peak	270.00	200	Horizontal	Pass
1**	1438.400	29.63	-17.40	54.0	-24.37	AV	270.00	200	Horizontal	Pass
2	4304.750	47.43	-4.23	74.0	-26.57	Peak	322.00	400	Horizontal	Pass
2**	4304.750	38.35	-4.23	54.0	-15.65	AV	322.00	400	Horizontal	Pass
3	5827.250	105.21	-2.96	--	--	Peak	288.00	200	Horizontal	N/A
3**	5827.250	97.96	-2.96	--	--	AV	288.00	200	Horizontal	N/A
4	7586.000	52.51	-0.03	74.0	-21.49	Peak	8.00	200	Horizontal	Pass
4**	7586.000	42.75	-0.03	54.0	-11.25	AV	8.00	200	Horizontal	Pass
5	11463.463	49.86	-3.99	74.0	-24.14	Peak	199.00	150	Horizontal	Pass
5**	11463.463	39.57	-3.99	54.0	-14.43	AV	199.00	150	Horizontal	Pass
6	16197.675	51.32	-0.44	74.0	-22.68	Peak	41.00	400	Horizontal	Pass
6**	16197.675	42.32	-0.44	54.0	-11.68	AV	41.00	400	Horizontal	Pass

11n20, U-NII-3, 1 GHz to 18 GHz, High Channel, ANT V

No.	Frequency (MHz)	Results (dBuV/m)	Factor (dB)	Limit (dBuV/m)	Over Limit (dB)	Detector	Table (Degree)	Height (cm)	Antenna	Verdict
1	1593.500	43.60	-17.54	74.0	-30.40	Peak	163.00	400	Vertical	Pass
1**	1593.500	38.29	-17.54	54.0	-15.71	AV	163.00	400	Vertical	Pass
2	4294.000	47.98	-4.49	74.0	-26.02	Peak	347.00	400	Vertical	Pass
2**	4294.000	38.24	-4.49	54.0	-15.76	AV	347.00	400	Vertical	Pass
3	5822.500	104.46	-3.09	--	--	Peak	5.00	200	Vertical	N/A
3**	5822.500	97.45	-3.09	--	--	AV	5.00	200	Vertical	N/A
4	7458.750	52.98	1.15	74.0	-21.02	Peak	31.00	200	Vertical	Pass
4**	7458.750	44.38	1.15	54.0	-9.62	AV	31.00	200	Vertical	Pass
5	11415.725	48.98	-4.11	74.0	-25.02	Peak	224.00	150	Vertical	Pass
5**	11415.725	40.83	-4.11	54.0	-13.17	AV	224.00	150	Vertical	Pass
6	15709.425	51.68	-0.09	74.0	-22.32	Peak	117.00	150	Vertical	Pass
6**	15709.425	41.71	-0.09	54.0	-12.29	AV	117.00	150	Vertical	Pass

11n40, U-NII-3, 1 GHz to 18 GHz, Low Channel, ANT H

No.	Frequency (MHz)	Results (dBuV/m)	Factor (dB)	Limit (dBuV/m)	Over Limit (dB)	Detector	Table (Degree)	Height (cm)	Antenna	Verdict
1	1440.500	40.84	-17.29	74.0	-33.16	Peak	263.00	300	Horizontal	Pass
1**	1440.500	31.86	-17.29	54.0	-22.14	AV	263.00	300	Horizontal	Pass
2	4388.250	48.25	-4.04	74.0	-25.75	Peak	147.00	200	Horizontal	Pass
2**	4388.250	38.45	-4.04	54.0	-15.55	AV	147.00	200	Horizontal	Pass
3	5769.750	101.82	-2.25	--	--	Peak	322.00	100	Horizontal	N/A
3**	5769.750	94.39	-2.25	--	--	AV	322.00	100	Horizontal	N/A
4	7510.000	52.60	0.55	74.0	-21.40	Peak	139.00	200	Horizontal	Pass
4**	7510.000	44.06	0.55	54.0	-9.94	AV	139.00	200	Horizontal	Pass
5	12679.463	49.33	-2.32	74.0	-24.67	Peak	45.00	200	Horizontal	Pass
5**	12679.463	39.97	-2.32	54.0	-14.03	AV	45.00	200	Horizontal	Pass
6	16164.600	51.79	-0.46	74.0	-22.21	Peak	5.00	300	Horizontal	Pass
6**	16164.600	42.85	-0.46	54.0	-11.15	AV	5.00	300	Horizontal	Pass

11n40, U-NII-3, 1 GHz to 18 GHz, Low Channel, ANT V

No.	Frequency (MHz)	Results (dBuV/m)	Factor (dB)	Limit (dBuV/m)	Over Limit (dB)	Detector	Table (Degree)	Height (cm)	Antenna	Verdict
1	1605.200	44.28	-17.39	74.0	-29.72	Peak	165.00	200	Vertical	Pass
1**	1605.200	38.87	-17.39	54.0	-15.13	AV	165.00	200	Vertical	Pass
2	4381.250	48.40	-3.96	74.0	-25.60	Peak	19.00	300	Vertical	Pass
2**	4381.250	39.07	-3.96	54.0	-14.93	AV	19.00	300	Vertical	Pass
3	5769.750	102.21	-2.25	--	--	Peak	2.00	200	Vertical	N/A
3**	5769.750	94.70	-2.25	--	--	AV	2.00	200	Vertical	N/A
4	7530.000	53.86	0.67	74.0	-20.14	Peak	156.00	400	Vertical	Pass
4**	7530.000	42.50	0.67	54.0	-11.50	AV	156.00	400	Vertical	Pass
5	11795.963	48.91	-3.57	74.0	-25.09	Peak	297.00	150	Vertical	Pass
5**	11795.963	40.16	-3.57	54.0	-13.84	AV	297.00	150	Vertical	Pass
6	15938.588	51.31	-0.45	74.0	-22.69	Peak	154.00	150	Vertical	Pass
6**	15938.588	41.99	-0.45	54.0	-12.01	AV	154.00	150	Vertical	Pass

11n40, U-NII-3, 1 GHz to 18 GHz, High Channel, ANT H

No.	Frequency (MHz)	Results (dBuV/m)	Factor (dB)	Limit (dBuV/m)	Over Limit (dB)	Detector	Table (Degree)	Height (cm)	Antenna	Verdict
1	1439.400	40.94	-17.35	74.0	-33.06	Peak	266.00	150	Horizontal	Pass
1**	1439.400	31.25	-17.35	54.0	-22.75	AV	266.00	150	Horizontal	Pass
2	4385.000	47.27	-3.99	74.0	-26.73	Peak	360.00	300	Horizontal	Pass
2**	4385.000	38.61	-3.99	54.0	-15.39	AV	360.00	300	Horizontal	Pass
3	5800.500	101.95	-3.33	--	--	Peak	322.00	200	Horizontal	N/A
3**	5800.500	94.65	-3.33	--	--	AV	322.00	200	Horizontal	N/A
4	7454.250	53.43	1.15	74.0	-20.57	Peak	295.00	400	Horizontal	Pass
4**	7454.250	43.93	1.15	54.0	-10.07	AV	295.00	400	Horizontal	Pass
5	11391.737	49.38	-4.26	74.0	-24.62	Peak	354.00	150	Horizontal	Pass
5**	11391.737	39.41	-4.26	54.0	-14.59	AV	354.00	150	Horizontal	Pass
6	16035.974	51.83	-0.11	74.0	-22.17	Peak	178.00	400	Horizontal	Pass
6**	16035.974	42.03	-0.11	54.0	-11.97	AV	178.00	400	Horizontal	Pass

11n40, U-NII-3, 1 GHz to 18 GHz, High Channel, ANT V

No.	Frequency (MHz)	Results (dBuV/m)	Factor (dB)	Limit (dBuV/m)	Over Limit (dB)	Detector	Table (Degree)	Height (cm)	Antenna	Verdict
1	1604.900	43.75	-17.39	74.0	-30.25	Peak	162.00	200	Vertical	Pass
1**	1604.900	38.30	-17.39	54.0	-15.70	AV	162.00	200	Vertical	Pass
2	4284.000	47.47	-4.76	74.0	-26.53	Peak	141.00	300	Vertical	Pass
2**	4284.000	38.71	-4.76	54.0	-15.29	AV	141.00	300	Vertical	Pass
3	5800.500	102.16	-3.33	--	--	Peak	12.00	150	Vertical	N/A
3**	5800.500	94.36	-3.33	--	--	AV	12.00	150	Vertical	N/A
4	7451.500	52.81	0.83	74.0	-21.19	Peak	227.00	300	Vertical	Pass
4**	7451.500	44.13	0.83	54.0	-9.87	AV	227.00	300	Vertical	Pass
5	12060.775	48.40	-3.41	74.0	-25.60	Peak	287.00	150	Vertical	Pass
5**	12060.775	38.78	-3.41	54.0	-15.22	AV	287.00	150	Vertical	Pass
6	15729.901	50.65	-0.52	74.0	-23.35	Peak	5.00	150	Vertical	Pass
6**	15729.901	41.39	-0.52	54.0	-12.61	AV	5.00	150	Vertical	Pass

11ac20, U-NII-3, 1 GHz to 18 GHz, Low Channel, ANT H

No.	Frequency (MHz)	Results (dBuV/m)	Factor (dB)	Limit (dBuV/m)	Over Limit (dB)	Detector	Table (Degree)	Height (cm)	Antenna	Verdict
1	1439.000	41.07	-17.37	74.0	-32.93	Peak	350.00	200	Horizontal	Pass
1**	1439.000	31.04	-17.37	54.0	-22.96	AV	350.00	200	Horizontal	Pass
2	4257.750	47.42	-4.65	74.0	-26.58	Peak	338.00	400	Horizontal	Pass
2**	4257.750	39.10	-4.65	54.0	-14.90	AV	338.00	400	Horizontal	Pass
3	5743.250	103.80	-3.02	--	--	Peak	321.00	150	Horizontal	N/A
3**	5743.250	96.07	-3.02	--	--	AV	321.00	150	Horizontal	N/A
4	7454.250	52.84	1.15	74.0	-21.16	Peak	329.00	300	Horizontal	Pass
4**	7454.250	43.95	1.15	54.0	-10.05	AV	329.00	300	Horizontal	Pass
5	12053.650	48.69	-3.35	74.0	-25.31	Peak	360.00	150	Horizontal	Pass
5**	12053.650	39.66	-3.35	54.0	-14.34	AV	360.00	150	Horizontal	Pass
6	16080.338	51.72	-0.63	74.0	-22.28	Peak	153.00	400	Horizontal	Pass
6**	16080.338	41.77	-0.63	54.0	-12.23	AV	153.00	400	Horizontal	Pass

11ac20, U-NII-3, 1 GHz to 18 GHz, Low Channel, ANT V

No.	Frequency (MHz)	Results (dBuV/m)	Factor (dB)	Limit (dBuV/m)	Over Limit (dB)	Detector	Table (Degree)	Height (cm)	Antenna	Verdict
1	1593.300	43.80	-17.58	74.0	-30.20	Peak	160.00	100	Vertical	Pass
1**	1593.300	38.75	-17.58	54.0	-15.25	AV	160.00	100	Vertical	Pass
2	4278.250	47.87	-4.74	74.0	-26.13	Peak	0.00	200	Vertical	Pass
2**	4278.250	38.37	-4.74	54.0	-15.63	AV	0.00	200	Vertical	Pass
3	5752.500	102.89	-2.71	--	--	Peak	19.00	100	Vertical	N/A
3**	5752.500	95.59	-2.71	--	--	AV	19.00	100	Vertical	N/A
4	7452.000	52.77	0.89	74.0	-21.23	Peak	156.00	200	Vertical	Pass
4**	7452.000	43.43	0.89	54.0	-10.57	AV	156.00	200	Vertical	Pass
5	11770.550	49.03	-3.79	74.0	-24.97	Peak	201.00	200	Vertical	Pass
5**	11770.550	38.91	-3.79	54.0	-15.09	AV	201.00	200	Vertical	Pass
6	16028.888	51.97	-0.12	74.0	-22.03	Peak	203.00	200	Vertical	Pass
6**	16028.888	42.34	-0.12	54.0	-11.66	AV	203.00	200	Vertical	Pass

11ac20, U-NII-3, 1 GHz to 18 GHz, Middle Channel, ANT H

No.	Frequency (MHz)	Results (dBuV/m)	Factor (dB)	Limit (dBuV/m)	Over Limit (dB)	Detector	Table (Degree)	Height (cm)	Antenna	Verdict
1	1439.600	41.30	-17.34	74.0	-32.70	Peak	294.00	400	Horizontal	Pass
1**	1439.600	31.24	-17.34	54.0	-22.76	AV	294.00	400	Horizontal	Pass
2	4301.250	47.66	-4.53	74.0	-26.34	Peak	139.00	300	Horizontal	Pass
2**	4301.250	39.20	-4.53	54.0	-14.80	AV	139.00	300	Horizontal	Pass
3	5777.750	105.45	-2.66	--	--	Peak	322.00	150	Horizontal	N/A
3**	5777.750	97.58	-2.66	--	--	AV	322.00	150	Horizontal	N/A
4	7457.000	52.94	1.14	74.0	-21.06	Peak	192.00	400	Horizontal	Pass
4**	7457.000	44.08	1.14	54.0	-9.92	AV	192.00	400	Horizontal	Pass
5	11453.487	49.26	-3.90	74.0	-24.74	Peak	0.00	200	Horizontal	Pass
5**	11453.487	39.74	-3.90	54.0	-14.26	AV	0.00	200	Horizontal	Pass
6	16022.062	51.79	-0.13	74.0	-22.21	Peak	73.00	150	Horizontal	Pass
6**	16022.062	41.73	-0.13	54.0	-12.27	AV	73.00	150	Horizontal	Pass

11ac20, U-NII-3, 1 GHz to 18 GHz, Middle Channel, ANT V

No.	Frequency (MHz)	Results (dBuV/m)	Factor (dB)	Limit (dBuV/m)	Over Limit (dB)	Detector	Table (Degree)	Height (cm)	Antenna	Verdict
1	1605.200	43.67	-17.39	74.0	-30.33	Peak	162.00	400	Vertical	Pass
1**	1605.200	37.69	-17.39	54.0	-16.31	AV	162.00	400	Vertical	Pass
2	4258.750	47.61	-4.55	74.0	-26.39	Peak	314.00	400	Vertical	Pass
2**	4258.750	38.64	-4.55	54.0	-15.36	AV	314.00	400	Vertical	Pass
3	5778.250	105.01	-2.67	--	--	Peak	14.00	150	Vertical	N/A
3**	5778.250	97.77	-2.67	--	--	AV	14.00	150	Vertical	N/A
4	7452.000	52.69	0.89	74.0	-21.31	Peak	263.00	300	Vertical	Pass
4**	7452.000	43.37	0.89	54.0	-10.63	AV	263.00	300	Vertical	Pass
5	11969.575	48.79	-3.63	74.0	-25.21	Peak	79.00	150	Vertical	Pass
5**	11969.575	39.25	-3.63	54.0	-14.75	AV	79.00	150	Vertical	Pass
6	16159.088	51.80	-0.46	74.0	-22.20	Peak	125.00	400	Vertical	Pass
6**	16159.088	42.95	-0.46	54.0	-11.05	AV	125.00	400	Vertical	Pass

11ac20, U-NII-3, 1 GHz to 18 GHz, High Channel, ANT H

No.	Frequency (MHz)	Results (dBuV/m)	Factor (dB)	Limit (dBuV/m)	Over Limit (dB)	Detector	Table (Degree)	Height (cm)	Antenna	Verdict
1	1438.600	41.45	-17.40	74.0	-32.55	Peak	265.00	100	Horizontal	Pass
1**	1438.600	29.85	-17.40	54.0	-24.15	AV	265.00	100	Horizontal	Pass
2	4381.000	47.83	-3.96	74.0	-26.17	Peak	168.00	200	Horizontal	Pass
2**	4381.000	39.06	-3.96	54.0	-14.94	AV	168.00	200	Horizontal	Pass
3	5817.250	105.33	-3.02	--	--	Peak	286.00	100	Horizontal	N/A
3**	5817.250	97.87	-3.02	--	--	AV	286.00	100	Horizontal	N/A
4	7451.750	52.44	0.86	74.0	-21.56	Peak	270.00	100	Horizontal	Pass
4**	7451.750	44.06	0.86	54.0	-9.94	AV	270.00	100	Horizontal	Pass
5	12348.387	49.81	-2.81	74.0	-24.19	Peak	165.00	150	Horizontal	Pass
5**	12348.387	38.67	-2.81	54.0	-15.33	AV	165.00	150	Horizontal	Pass
6	16036.237	52.24	-0.11	74.0	-21.76	Peak	90.00	100	Horizontal	Pass
6**	16036.237	42.70	-0.11	54.0	-11.30	AV	90.00	100	Horizontal	Pass

11ac20, U-NII-3, 1 GHz to 18 GHz, High Channel, ANT V

No.	Frequency (MHz)	Results (dBuV/m)	Factor (dB)	Limit (dBuV/m)	Over Limit (dB)	Detector	Table (Degree)	Height (cm)	Antenna	Verdict
1	1605.500	43.69	-17.40	74.0	-30.31	Peak	167.00	300	Vertical	Pass
1**	1605.500	38.35	-17.40	54.0	-15.65	AV	167.00	300	Vertical	Pass
2	4382.000	48.00	-3.95	74.0	-26.00	Peak	360.00	300	Vertical	Pass
2**	4382.000	38.85	-3.95	54.0	-15.15	AV	360.00	300	Vertical	Pass
3	5832.000	104.87	-2.83	--	--	Peak	0.00	200	Vertical	N/A
3**	5832.000	97.46	-2.83	--	--	AV	0.00	200	Vertical	N/A
4	7534.750	52.74	0.78	74.0	-21.26	Peak	339.00	300	Vertical	Pass
4**	7534.750	43.33	0.78	54.0	-10.67	AV	339.00	300	Vertical	Pass
5	11386.276	49.20	-4.29	74.0	-24.80	Peak	19.00	200	Vertical	Pass
5**	11386.276	39.81	-4.29	54.0	-14.19	AV	19.00	200	Vertical	Pass
6	15548.512	51.37	-0.53	74.0	-22.63	Peak	202.00	150	Vertical	Pass
6**	15548.512	41.46	-0.53	54.0	-12.54	AV	202.00	150	Vertical	Pass

11ac40, U-NII-3, 1 GHz to 18 GHz, Low Channel, ANT H

No.	Frequency (MHz)	Results (dBuV/m)	Factor (dB)	Limit (dBuV/m)	Over Limit (dB)	Detector	Table (Degree)	Height (cm)	Antenna	Verdict
1	1440.500	40.81	-17.29	74.0	-33.19	Peak	206.00	400	Horizontal	Pass
1**	1440.500	32.19	-17.29	54.0	-21.81	AV	206.00	400	Horizontal	Pass
2	4184.750	47.29	-4.85	74.0	-26.71	Peak	229.00	100	Horizontal	Pass
2**	4184.750	37.73	-4.85	54.0	-16.27	AV	229.00	100	Horizontal	Pass
3	5769.750	99.99	-2.25	--	--	Peak	276.00	150	Horizontal	N/A
3**	5769.750	92.22	-2.25	--	--	AV	276.00	150	Horizontal	N/A
4	7456.500	52.13	1.14	74.0	-21.87	Peak	210.00	200	Horizontal	Pass
4**	7456.500	44.04	1.14	54.0	-9.96	AV	210.00	200	Horizontal	Pass
5	10627.463	49.33	-4.49	74.0	-24.67	Peak	260.00	100	Horizontal	Pass
5**	10627.463	39.63	-4.49	54.0	-14.37	AV	260.00	100	Horizontal	Pass
6	16154.888	51.95	-0.46	74.0	-22.05	Peak	298.00	100	Horizontal	Pass
6**	16154.888	42.54	-0.46	54.0	-11.46	AV	298.00	100	Horizontal	Pass

11ac40, U-NII-3, 1 GHz to 18 GHz, Low Channel, ANT V

No.	Frequency (MHz)	Results (dBuV/m)	Factor (dB)	Limit (dBuV/m)	Over Limit (dB)	Detector	Table (Degree)	Height (cm)	Antenna	Verdict
1	1593.200	43.42	-17.60	74.0	-30.58	Peak	258.00	300	Vertical	Pass
1**	1593.200	37.38	-17.60	54.0	-16.62	AV	258.00	300	Vertical	Pass
2	4275.000	47.75	-4.96	74.0	-26.25	Peak	107.00	200	Vertical	Pass
2**	4275.000	37.55	-4.96	54.0	-16.45	AV	107.00	200	Vertical	Pass
3	5760.250	100.59	-2.35	--	--	Peak	3.00	200	Vertical	N/A
3**	5760.250	93.42	-2.35	--	--	AV	3.00	200	Vertical	N/A
4	7566.750	52.55	-0.05	74.0	-21.45	Peak	124.00	200	Vertical	Pass
4**	7566.750	43.76	-0.05	54.0	-10.24	AV	124.00	200	Vertical	Pass
5	11788.125	49.27	-3.64	74.0	-24.73	Peak	9.00	150	Vertical	Pass
5**	11788.125	39.53	-3.64	54.0	-14.47	AV	9.00	150	Vertical	Pass
6	16160.663	52.27	-0.46	74.0	-21.73	Peak	166.00	300	Vertical	Pass
6**	16160.663	42.62	-0.46	54.0	-11.38	AV	166.00	300	Vertical	Pass

11ac40, U-NII-3, 1 GHz to 18 GHz, High Channel, ANT H

No.	Frequency (MHz)	Results (dBuV/m)	Factor (dB)	Limit (dBuV/m)	Over Limit (dB)	Detector	Table (Degree)	Height (cm)	Antenna	Verdict
1	1438.000	41.70	-17.40	74.0	-32.30	Peak	204.00	200	Horizontal	Pass
1**	1438.000	29.54	-17.40	54.0	-24.46	AV	204.00	200	Horizontal	Pass
2	4392.000	48.25	-4.54	74.0	-25.75	Peak	31.00	100	Horizontal	Pass
2**	4392.000	38.60	-4.54	54.0	-15.40	AV	31.00	100	Horizontal	Pass
3	5809.250	100.97	-3.10	--	--	Peak	339.00	200	Horizontal	N/A
3**	5809.250	93.04	-3.10	--	--	AV	339.00	200	Horizontal	N/A
4	7515.000	52.73	0.84	74.0	-21.27	Peak	124.00	100	Horizontal	Pass
4**	7515.000	43.76	0.84	54.0	-10.24	AV	124.00	100	Horizontal	Pass
5	12311.099	49.15	-2.52	74.0	-24.85	Peak	260.00	150	Horizontal	Pass
5**	12311.099	39.10	-2.52	54.0	-14.90	AV	260.00	150	Horizontal	Pass
6	16187.175	52.63	-0.44	74.0	-21.37	Peak	353.00	100	Horizontal	Pass
6**	16187.175	42.96	-0.44	54.0	-11.04	AV	353.00	100	Horizontal	Pass

11ac40, U-NII-3, 1 GHz to 18 GHz, High Channel, ANT V

No.	Frequency (MHz)	Results (dBuV/m)	Factor (dB)	Limit (dBuV/m)	Over Limit (dB)	Detector	Table (Degree)	Height (cm)	Antenna	Verdict
1	1499.800	40.77	-17.29	74.0	-33.23	Peak	277.00	200	Vertical	Pass
1**	1499.800	32.96	-17.29	54.0	-21.04	AV	277.00	200	Vertical	Pass
2	4287.250	47.68	-4.52	74.0	-26.32	Peak	54.00	300	Vertical	Pass
2**	4287.250	38.30	-4.52	54.0	-15.70	AV	54.00	300	Vertical	Pass
3	5799.250	101.22	-3.42	--	--	Peak	27.00	150	Vertical	N/A
3**	5799.250	93.22	-3.42	--	--	AV	27.00	150	Vertical	N/A
4	7527.500	52.43	0.77	74.0	-21.57	Peak	348.00	100	Vertical	Pass
4**	7527.500	43.71	0.77	54.0	-10.29	AV	348.00	100	Vertical	Pass
5	12440.537	50.01	-2.30	74.0	-23.99	Peak	360.00	100	Vertical	Pass
5**	12440.537	40.42	-2.30	54.0	-13.58	AV	360.00	100	Vertical	Pass
6	16150.950	51.95	-0.47	74.0	-22.05	Peak	16.00	400	Vertical	Pass
6**	16150.950	43.08	-0.47	54.0	-10.92	AV	16.00	400	Vertical	Pass

11ac80, U-NII-3, 1 GHz to 18 GHz, Middle Channel, ANT H

No.	Frequency (MHz)	Results (dBuV/m)	Factor (dB)	Limit (dBuV/m)	Over Limit (dB)	Detector	Table (Degree)	Height (cm)	Antenna	Verdict
1	1436.000	40.79	-17.41	74.0	-33.21	Peak	200.00	100	Horizontal	Pass
1**	1436.000	30.22	-17.41	54.0	-23.78	AV	200.00	100	Horizontal	Pass
2	4293.500	47.94	-4.53	74.0	-26.06	Peak	244.00	400	Horizontal	Pass
2**	4293.500	38.38	-4.53	54.0	-15.62	AV	244.00	400	Horizontal	Pass
3	5803.750	97.00	-3.02	--	--	Peak	288.00	100	Horizontal	N/A
3**	5803.750	90.10	-3.02	--	--	AV	288.00	100	Horizontal	N/A
4	7466.250	52.94	0.84	74.0	-21.06	Peak	278.00	300	Horizontal	Pass
4**	7466.250	44.03	0.84	54.0	-9.97	AV	278.00	300	Horizontal	Pass
5	11301.488	49.34	-4.02	74.0	-24.66	Peak	331.00	200	Horizontal	Pass
5**	11301.488	40.19	-4.02	54.0	-13.81	AV	331.00	200	Horizontal	Pass
6	16138.350	52.02	-0.59	74.0	-21.98	Peak	54.00	200	Horizontal	Pass
6**	16138.350	42.21	-0.59	54.0	-11.79	AV	54.00	200	Horizontal	Pass

11ac80, U-NII-3, 1 GHz to 18 GHz, Middle Channel, ANT V

No.	Frequency (MHz)	Results (dBuV/m)	Factor (dB)	Limit (dBuV/m)	Over Limit (dB)	Detector	Table (Degree)	Height (cm)	Antenna	Verdict
1	1553.700	42.38	-17.92	74.0	-31.62	Peak	150.00	400	Vertical	Pass
1**	1553.700	34.35	-17.92	54.0	-19.65	AV	150.00	400	Vertical	Pass
2	4268.250	47.34	-4.71	74.0	-26.66	Peak	209.00	200	Vertical	Pass
2**	4268.250	38.08	-4.71	54.0	-15.92	AV	209.00	200	Vertical	Pass
3	5756.500	98.07	-2.65	--	--	Peak	10.00	100	Vertical	N/A
3**	5756.500	89.82	-2.65	--	--	AV	10.00	100	Vertical	N/A
4	7455.750	52.66	1.15	74.0	-21.34	Peak	356.00	300	Vertical	Pass
4**	7455.750	43.78	1.15	54.0	-10.22	AV	356.00	300	Vertical	Pass
5	11806.888	49.40	-3.49	74.0	-24.60	Peak	346.00	200	Vertical	Pass
5**	11806.888	40.01	-3.49	54.0	-13.99	AV	346.00	200	Vertical	Pass
6	16179.562	51.35	-0.45	74.0	-22.65	Peak	0.00	200	Vertical	Pass
6**	16179.562	42.97	-0.45	54.0	-11.03	AV	0.00	200	Vertical	Pass

11ax20(SU), U-NII-3, 1 GHz to 18 GHz, Low Channel, ANT H

No.	Frequency (MHz)	Results (dBuV/m)	Factor (dB)	Limit (dBuV/m)	Over Limit (dB)	Detector	Table (Degree)	Height (cm)	Antenna	Verdict
1	1435.800	40.88	-17.41	74.0	-33.12	Peak	245.00	400	Horizontal	Pass
1**	1435.800	28.87	-17.41	54.0	-25.13	AV	245.00	400	Horizontal	Pass
2	4298.250	47.60	-4.64	74.0	-26.40	Peak	314.00	200	Horizontal	Pass
2**	4298.250	38.12	-4.64	54.0	-15.88	AV	314.00	200	Horizontal	Pass
3	5738.250	103.33	-3.14	--	--	Peak	339.00	100	Horizontal	N/A
3**	5738.250	94.98	-3.14	--	--	AV	339.00	100	Horizontal	N/A
4	7511.500	52.90	0.49	74.0	-21.10	Peak	251.00	300	Horizontal	Pass
4**	7511.500	44.15	0.49	54.0	-9.85	AV	251.00	300	Horizontal	Pass
5	12675.425	49.81	-2.32	74.0	-24.19	Peak	79.00	200	Horizontal	Pass
5**	12675.425	40.04	-2.32	54.0	-13.96	AV	79.00	200	Horizontal	Pass
6	16132.838	51.78	-0.64	74.0	-22.22	Peak	165.00	200	Horizontal	Pass
6**	16132.838	42.92	-0.64	54.0	-11.08	AV	165.00	200	Horizontal	Pass

11ax20(SU), U-NII-3, 1 GHz to 18 GHz, Low Channel, ANT V

No.	Frequency (MHz)	Results (dBuV/m)	Factor (dB)	Limit (dBuV/m)	Over Limit (dB)	Detector	Table (Degree)	Height (cm)	Antenna	Verdict
1	1593.200	42.73	-17.60	74.0	-31.27	Peak	262.00	200	Vertical	Pass
1**	1593.200	36.34	-17.60	54.0	-17.66	AV	262.00	200	Vertical	Pass
2	4374.750	47.98	-4.16	74.0	-26.02	Peak	243.00	400	Vertical	Pass
2**	4374.750	38.52	-4.16	54.0	-15.48	AV	243.00	400	Vertical	Pass
3	5742.250	104.41	-3.09	--	--	Peak	19.00	100	Vertical	N/A
3**	5742.250	95.48	-3.09	--	--	AV	19.00	100	Vertical	N/A
4	7516.500	52.64	0.93	74.0	-21.36	Peak	356.00	300	Vertical	Pass
4**	7516.500	44.45	0.93	54.0	-9.55	AV	356.00	300	Vertical	Pass
5	12435.313	49.37	-2.38	74.0	-24.63	Peak	128.00	150	Vertical	Pass
5**	12435.313	40.03	-2.38	54.0	-13.97	AV	128.00	150	Vertical	Pass
6	16171.950	51.59	-0.45	74.0	-22.41	Peak	154.00	200	Vertical	Pass
6**	16171.950	42.74	-0.45	54.0	-11.26	AV	154.00	200	Vertical	Pass

11ax20(SU), U-NII-3, 1 GHz to 18 GHz, Middle Channel, ANT H

No.	Frequency (MHz)	Results (dBuV/m)	Factor (dB)	Limit (dBuV/m)	Over Limit (dB)	Detector	Table (Degree)	Height (cm)	Antenna	Verdict
1	1439.000	41.89	-17.37	74.0	-32.11	Peak	203.00	300	Horizontal	Pass
1**	1439.000	29.75	-17.37	54.0	-24.25	AV	203.00	300	Horizontal	Pass
2	4372.250	47.28	-4.22	74.0	-26.72	Peak	225.00	200	Horizontal	Pass
2**	4372.250	38.26	-4.22	54.0	-15.74	AV	225.00	200	Horizontal	Pass
3	5778.000	103.91	-2.65	--	--	Peak	295.00	150	Horizontal	N/A
3**	5778.000	95.39	-2.65	--	--	AV	295.00	150	Horizontal	N/A
4	7702.250	52.71	1.83	74.0	-21.29	Peak	242.00	300	Horizontal	Pass
4**	7702.250	43.48	1.83	54.0	-10.52	AV	242.00	300	Horizontal	Pass
5	12657.375	49.86	-2.30	74.0	-24.14	Peak	90.00	200	Horizontal	Pass
5**	12657.375	40.36	-2.30	54.0	-13.64	AV	90.00	200	Horizontal	Pass
6	16028.100	51.37	-0.12	74.0	-22.63	Peak	266.00	300	Horizontal	Pass
6**	16028.100	42.49	-0.12	54.0	-11.51	AV	266.00	300	Horizontal	Pass

11ax20(SU), U-NII-3, 1 GHz to 18 GHz, Middle Channel, ANT V

No.	Frequency (MHz)	Results (dBuV/m)	Factor (dB)	Limit (dBuV/m)	Over Limit (dB)	Detector	Table (Degree)	Height (cm)	Antenna	Verdict
1	1601.600	42.58	-17.64	74.0	-31.42	Peak	196.00	300	Vertical	Pass
1**	1601.600	34.85	-17.64	54.0	-19.15	AV	196.00	300	Vertical	Pass
2	4285.750	47.41	-4.62	74.0	-26.59	Peak	85.00	400	Vertical	Pass
2**	4285.750	38.55	-4.62	54.0	-15.45	AV	85.00	400	Vertical	Pass
3	5787.750	104.99	-3.18	--	--	Peak	32.00	100	Vertical	N/A
3**	5787.750	97.10	-3.18	--	--	AV	32.00	100	Vertical	N/A
4	7454.250	53.15	1.15	74.0	-20.85	Peak	15.00	300	Vertical	Pass
4**	7454.250	43.83	1.15	54.0	-10.17	AV	15.00	300	Vertical	Pass
5	12300.412	49.68	-2.44	74.0	-24.32	Peak	31.00	100	Vertical	Pass
5**	12300.412	39.57	-2.44	54.0	-14.43	AV	31.00	100	Vertical	Pass
6	16035.713	51.78	-0.11	74.0	-22.22	Peak	5.00	200	Vertical	Pass
6**	16035.713	42.45	-0.11	54.0	-11.55	AV	5.00	200	Vertical	Pass

11ax20(SU), U-NII-3, 1 GHz to 18 GHz, High Channel, ANT H

No.	Frequency (MHz)	Results (dBuV/m)	Factor (dB)	Limit (dBuV/m)	Over Limit (dB)	Detector	Table (Degree)	Height (cm)	Antenna	Verdict
1	1440.200	41.94	-17.31	74.0	-32.06	Peak	201.00	100	Horizontal	Pass
1**	1440.200	33.44	-17.31	54.0	-20.56	AV	201.00	100	Horizontal	Pass
2	4371.500	47.87	-4.20	74.0	-26.13	Peak	278.00	100	Horizontal	Pass
2**	4371.500	38.90	-4.20	54.0	-15.10	AV	278.00	100	Horizontal	Pass
3	5832.750	105.90	-2.76	--	--	Peak	295.00	100	Horizontal	N/A
3**	5832.750	96.80	-2.76	--	--	AV	295.00	100	Horizontal	N/A
4	7456.250	53.06	1.14	74.0	-20.94	Peak	27.00	100	Horizontal	Pass
4**	7456.250	44.17	1.14	54.0	-9.83	AV	27.00	100	Horizontal	Pass
5	12676.612	49.22	-2.32	74.0	-24.78	Peak	270.00	100	Horizontal	Pass
5**	12676.612	39.84	-2.32	54.0	-14.16	AV	270.00	100	Horizontal	Pass
6	16197.151	51.45	-0.44	74.0	-22.55	Peak	360.00	100	Horizontal	Pass
6**	16197.151	42.10	-0.44	54.0	-11.90	AV	360.00	100	Horizontal	Pass

11ax20(SU), U-NII-3, 1 GHz to 18 GHz, High Channel, ANT V

No.	Frequency (MHz)	Results (dBuV/m)	Factor (dB)	Limit (dBuV/m)	Over Limit (dB)	Detector	Table (Degree)	Height (cm)	Antenna	Verdict
1	1605.600	42.57	-17.40	74.0	-31.43	Peak	177.00	300	Vertical	Pass
1**	1605.600	36.23	-17.40	54.0	-17.77	AV	177.00	300	Vertical	Pass
2	4288.750	47.72	-4.49	74.0	-26.28	Peak	124.00	200	Vertical	Pass
2**	4288.750	38.47	-4.49	54.0	-15.53	AV	124.00	200	Vertical	Pass
3	5830.750	104.17	-2.96	--	--	Peak	0.00	150	Vertical	N/A
3**	5830.750	95.04	-2.96	--	--	AV	0.00	150	Vertical	N/A
4	7467.500	53.00	0.88	74.0	-21.00	Peak	176.00	100	Vertical	Pass
4**	7467.500	43.51	0.88	54.0	-10.49	AV	176.00	100	Vertical	Pass
5	12695.137	49.90	-2.33	74.0	-24.10	Peak	355.00	100	Vertical	Pass
5**	12695.137	40.70	-2.33	54.0	-13.30	AV	355.00	100	Vertical	Pass
6	16173.525	51.74	-0.45	74.0	-22.26	Peak	252.00	300	Vertical	Pass
6**	16173.525	42.50	-0.45	54.0	-11.50	AV	252.00	300	Vertical	Pass

11ax40(SU), U-NII-3, 1 GHz to 18 GHz, Low Channel, ANT H

No.	Frequency (MHz)	Results (dBuV/m)	Factor (dB)	Limit (dBuV/m)	Over Limit (dB)	Detector	Table (Degree)	Height (cm)	Antenna	Verdict
1	1440.300	41.30	-17.30	74.0	-32.70	Peak	203.00	100	Horizontal	Pass
1**	1440.300	30.60	-17.30	54.0	-23.40	AV	203.00	100	Horizontal	Pass
2	4358.500	47.65	-4.11	74.0	-26.35	Peak	163.00	300	Horizontal	Pass
2**	4358.500	38.55	-4.11	54.0	-15.45	AV	163.00	300	Horizontal	Pass
3	5771.500	100.60	-2.39	--	--	Peak	300.00	150	Horizontal	N/A
3**	5771.500	92.37	-2.39	--	--	AV	300.00	150	Horizontal	N/A
4	7475.500	53.23	0.67	74.0	-20.77	Peak	190.00	100	Horizontal	Pass
4**	7475.500	44.05	0.67	54.0	-9.95	AV	190.00	100	Horizontal	Pass
5	12695.612	49.90	-2.33	74.0	-24.10	Peak	343.00	200	Horizontal	Pass
5**	12695.612	40.58	-2.33	54.0	-13.42	AV	343.00	200	Horizontal	Pass
6	16147.800	51.59	-0.49	74.0	-22.41	Peak	85.00	400	Horizontal	Pass
6**	16147.800	42.29	-0.49	54.0	-11.71	AV	85.00	400	Horizontal	Pass

11ax40(SU), U-NII-3, 1 GHz to 18 GHz, Low Channel, ANT V

No.	Frequency (MHz)	Results (dBuV/m)	Factor (dB)	Limit (dBuV/m)	Over Limit (dB)	Detector	Table (Degree)	Height (cm)	Antenna	Verdict
1	1604.900	43.48	-17.39	74.0	-30.52	Peak	267.00	300	Vertical	Pass
1**	1604.900	35.90	-17.39	54.0	-18.10	AV	267.00	300	Vertical	Pass
2	4357.750	47.95	-4.16	74.0	-26.05	Peak	356.00	100	Vertical	Pass
2**	4357.750	38.35	-4.16	54.0	-15.65	AV	356.00	100	Vertical	Pass
3	5759.500	103.25	-2.36	--	--	Peak	10.00	200	Vertical	N/A
3**	5759.500	94.41	-2.36	--	--	AV	10.00	200	Vertical	N/A
4	7454.750	52.44	1.18	74.0	-21.56	Peak	331.00	400	Vertical	Pass
4**	7454.750	43.73	1.18	54.0	-10.27	AV	331.00	400	Vertical	Pass
5	12441.250	49.62	-2.29	74.0	-24.38	Peak	177.00	150	Vertical	Pass
5**	12441.250	39.72	-2.29	54.0	-14.28	AV	177.00	150	Vertical	Pass
6	16169.850	52.07	-0.46	74.0	-21.93	Peak	0.00	200	Vertical	Pass
6**	16169.850	43.74	-0.46	54.0	-10.26	AV	0.00	200	Vertical	Pass

11ax40(SU), U-NII-3, 1 GHz to 18 GHz, High Channel, ANT H

No.	Frequency (MHz)	Results (dBuV/m)	Factor (dB)	Limit (dBuV/m)	Over Limit (dB)	Detector	Table (Degree)	Height (cm)	Antenna	Verdict
1	1440.800	41.54	-17.27	74.0	-32.46	Peak	200.00	200	Horizontal	Pass
1**	1440.800	31.53	-17.27	54.0	-22.47	AV	200.00	200	Horizontal	Pass
2	4295.000	47.60	-4.43	74.0	-26.40	Peak	64.00	400	Horizontal	Pass
2**	4295.000	38.04	-4.43	54.0	-15.96	AV	64.00	400	Horizontal	Pass
3	5811.000	101.77	-3.15	--	--	Peak	280.00	200	Horizontal	N/A
3**	5811.000	93.72	-3.15	--	--	AV	280.00	200	Horizontal	N/A
4	7450.500	52.87	0.71	74.0	-21.13	Peak	243.00	200	Horizontal	Pass
4**	7450.500	43.82	0.71	54.0	-10.18	AV	243.00	200	Horizontal	Pass
5	12032.037	49.74	-3.42	74.0	-24.26	Peak	262.00	200	Horizontal	Pass
5**	12032.037	38.83	-3.42	54.0	-15.17	AV	262.00	200	Horizontal	Pass
6	16145.175	51.62	-0.52	74.0	-22.38	Peak	8.00	200	Horizontal	Pass
6**	16145.175	42.37	-0.52	54.0	-11.63	AV	8.00	200	Horizontal	Pass

11ax40(SU), U-NII-3, 1 GHz to 18 GHz, High Channel, ANT V

No.	Frequency (MHz)	Results (dBuV/m)	Factor (dB)	Limit (dBuV/m)	Over Limit (dB)	Detector	Table (Degree)	Height (cm)	Antenna	Verdict
1	1440.600	43.41	-17.28	74.0	-30.59	Peak	0.00	400	Vertical	Pass
1**	1440.600	32.36	-17.28	54.0	-21.64	AV	0.00	400	Vertical	Pass
2	4387.750	47.52	-4.03	74.0	-26.48	Peak	186.00	400	Vertical	Pass
2**	4387.750	39.59	-4.03	54.0	-14.41	AV	186.00	400	Vertical	Pass
3	5781.250	102.91	-3.02	--	--	Peak	15.00	100	Vertical	N/A
3**	5781.250	93.48	-3.02	--	--	AV	15.00	100	Vertical	N/A
4	7515.750	53.60	0.90	74.0	-20.40	Peak	71.00	400	Vertical	Pass
4**	7515.750	44.30	0.90	54.0	-9.70	AV	71.00	400	Vertical	Pass
5	11441.849	49.36	-3.93	74.0	-24.64	Peak	221.00	150	Vertical	Pass
5**	11441.849	39.29	-3.93	54.0	-14.71	AV	221.00	150	Vertical	Pass
6	15545.625	51.43	-0.55	74.0	-22.57	Peak	1.00	300	Vertical	Pass
6**	15545.625	42.53	-0.55	54.0	-11.47	AV	1.00	300	Vertical	Pass

11ax80(SU), U-NII-3, 1 GHz to 18 GHz, Middle Channel, ANT H

No.	Frequency (MHz)	Results (dBuV/m)	Factor (dB)	Limit (dBuV/m)	Over Limit (dB)	Detector	Table (Degree)	Height (cm)	Antenna	Verdict
1	1440.500	42.27	-17.29	74.0	-31.73	Peak	204.00	400	Horizontal	Pass
1**	1440.500	33.08	-17.29	54.0	-20.92	AV	204.00	400	Horizontal	Pass
2	4317.500	47.81	-4.59	74.0	-26.19	Peak	191.00	300	Horizontal	Pass
2**	4317.500	38.01	-4.59	54.0	-15.99	AV	191.00	300	Horizontal	Pass
3	5767.250	98.15	-2.13	--	--	Peak	286.00	100	Horizontal	N/A
3**	5767.250	89.49	-2.13	--	--	AV	286.00	100	Horizontal	N/A
4	7566.500	52.37	-0.09	74.0	-21.63	Peak	208.00	300	Horizontal	Pass
4**	7566.500	43.22	-0.09	54.0	-10.78	AV	208.00	300	Horizontal	Pass
5	12432.224	49.57	-2.42	74.0	-24.43	Peak	360.00	150	Horizontal	Pass
5**	12432.224	40.46	-2.42	54.0	-13.54	AV	360.00	150	Horizontal	Pass
6	16175.362	51.56	-0.45	74.0	-22.44	Peak	236.00	200	Horizontal	Pass
6**	16175.362	42.31	-0.45	54.0	-11.69	AV	236.00	200	Horizontal	Pass

11ax80(SU), U-NII-3, 1 GHz to 18 GHz, Middle Channel, ANT V

No.	Frequency (MHz)	Results (dBuV/m)	Factor (dB)	Limit (dBuV/m)	Over Limit (dB)	Detector	Table (Degree)	Height (cm)	Antenna	Verdict
1	1439.900	43.34	-17.32	74.0	-30.66	Peak	89.00	200	Vertical	Pass
1**	1439.900	32.33	-17.32	54.0	-21.67	AV	89.00	200	Vertical	Pass
2	4367.750	48.52	-4.14	74.0	-25.48	Peak	154.00	200	Vertical	Pass
2**	4367.750	38.23	-4.14	54.0	-15.77	AV	154.00	200	Vertical	Pass
3	5752.500	101.10	-2.71	--	--	Peak	15.00	200	Vertical	N/A
3**	5752.500	90.13	-2.71	--	--	AV	15.00	200	Vertical	N/A
4	7461.250	53.56	1.13	74.0	-20.44	Peak	90.00	300	Vertical	Pass
4**	7461.250	44.11	1.13	54.0	-9.89	AV	90.00	300	Vertical	Pass
5	12447.901	49.36	-2.18	74.0	-24.64	Peak	355.00	200	Vertical	Pass
5**	12447.901	39.82	-2.18	54.0	-14.18	AV	355.00	200	Vertical	Pass
6	16036.763	52.28	-0.11	74.0	-21.72	Peak	16.00	100	Vertical	Pass
6**	16036.763	42.16	-0.11	54.0	-11.84	AV	16.00	100	Vertical	Pass

Aux. Antenna

11a, U-NII-1, 1 GHz to 18 GHz, Low Channel, ANT H

No.	Frequency (MHz)	Results (dBuV/m)	Factor (dB)	Limit (dBuV/m)	Over Limit (dB)	Detector	Table (Degree)	Height (cm)	Antenna	Verdict
1	1440.400	41.49	-17.30	74.0	-32.51	Peak	287.00	300	Horizontal	Pass
1**	1440.400	32.91	-17.30	54.0	-21.09	AV	287.00	300	Horizontal	Pass
2	4308.000	47.58	-4.20	74.0	-26.42	Peak	348.00	400	Horizontal	Pass
2**	4308.000	38.17	-4.20	54.0	-15.83	AV	348.00	400	Horizontal	Pass
3	5187.250	110.59	-2.46	--	--	Peak	121.00	200	Horizontal	N/A
3**	5187.250	102.73	-2.46	--	--	AV	121.00	200	Horizontal	N/A
4	7511.000	52.26	0.51	74.0	-21.74	Peak	295.00	100	Horizontal	Pass
4**	7511.000	43.23	0.51	54.0	-10.77	AV	295.00	100	Horizontal	Pass
5	11459.188	49.48	-3.95	74.0	-24.52	Peak	129.00	200	Horizontal	Pass
5**	11459.188	39.15	-3.95	54.0	-14.85	AV	129.00	200	Horizontal	Pass
6	16181.662	51.38	-0.45	74.0	-22.62	Peak	90.00	400	Horizontal	Pass
6**	16181.662	42.41	-0.45	54.0	-11.59	AV	90.00	400	Horizontal	Pass

11a, U-NII-1, 1 GHz to 18 GHz, Low Channel, ANT V

No.	Frequency (MHz)	Results (dBuV/m)	Factor (dB)	Limit (dBuV/m)	Over Limit (dB)	Detector	Table (Degree)	Height (cm)	Antenna	Verdict
1	1554.400	43.65	-17.94	74.0	-30.35	Peak	164.00	100	Vertical	Pass
1**	1554.400	36.15	-17.94	54.0	-17.85	AV	164.00	100	Vertical	Pass
2	4308.000	47.19	-4.20	74.0	-26.81	Peak	336.00	100	Vertical	Pass
2**	4308.000	38.45	-4.20	54.0	-15.55	AV	336.00	100	Vertical	Pass
3	5187.000	109.82	-2.44	--	--	Peak	356.00	150	Vertical	N/A
3**	5187.000	102.73	-2.44	--	--	AV	356.00	150	Vertical	N/A
4	7265.000	53.27	-0.08	74.0	-20.73	Peak	210.00	300	Vertical	Pass
4**	7265.000	43.36	-0.08	54.0	-10.64	AV	210.00	300	Vertical	Pass
5	12442.438	49.44	-2.27	74.0	-24.56	Peak	327.00	150	Vertical	Pass
5**	12442.438	40.38	-2.27	54.0	-13.62	AV	327.00	150	Vertical	Pass
6	16160.400	51.96	-0.46	74.0	-22.04	Peak	205.00	400	Vertical	Pass
6**	16160.400	42.52	-0.46	54.0	-11.48	AV	205.00	400	Vertical	Pass

11a, U-NII-1, 1 GHz to 18 GHz, Middle Channel, ANT H

No.	Frequency (MHz)	Results (dBuV/m)	Factor (dB)	Limit (dBuV/m)	Over Limit (dB)	Detector	Table (Degree)	Height (cm)	Antenna	Verdict
1	1440.100	40.43	-17.31	74.0	-33.57	Peak	253.00	200	Horizontal	Pass
1**	1440.100	31.92	-17.31	54.0	-22.08	AV	253.00	200	Horizontal	Pass
2	4260.250	48.19	-4.47	74.0	-25.81	Peak	280.00	200	Horizontal	Pass
2**	4260.250	37.86	-4.47	54.0	-16.14	AV	280.00	200	Horizontal	Pass
3	5221.750	108.51	-3.40	--	--	Peak	116.00	200	Horizontal	N/A
3**	5221.750	101.35	-3.40	--	--	AV	116.00	200	Horizontal	N/A
4	7455.000	52.95	1.17	74.0	-21.05	Peak	360.00	300	Horizontal	Pass
4**	7455.000	44.30	1.17		--	AV	360.00	300	Horizontal	N/A
5	12695.137	48.98	-2.33	74.0	-25.02	Peak	360.00	100	Horizontal	Pass
5**	12695.137	39.45	-2.33	54.0	-14.55	AV	360.00	100	Horizontal	Pass
6	16171.688	51.42	-0.45	74.0	-22.58	Peak	0.00	200	Horizontal	Pass
6**	16171.688	43.13	-0.45	54.0	-10.87	AV	0.00	200	Horizontal	Pass

11a, U-NII-1, 1 GHz to 18 GHz, Middle Channel, ANT V

No.	Frequency (MHz)	Results (dBuV/m)	Factor (dB)	Limit (dBuV/m)	Over Limit (dB)	Detector	Table (Degree)	Height (cm)	Antenna	Verdict
1	1554.300	43.27	-17.94	74.0	-30.73	Peak	163.00	100	Vertical	Pass
1**	1554.300	36.35	-17.94	54.0	-17.65	AV	163.00	100	Vertical	Pass
2	4304.000	47.05	-4.26	74.0	-26.95	Peak	105.00	300	Vertical	Pass
2**	4304.000	38.39	-4.26	54.0	-15.61	AV	105.00	300	Vertical	Pass
3	5221.750	107.54	-3.40	--	--	Peak	32.00	200	Vertical	N/A
3**	5221.750	99.70	-3.40	--	--	AV	32.00	200	Vertical	N/A
4	7474.500	52.68	0.64	74.0	-21.32	Peak	241.00	300	Vertical	Pass
4**	7474.500	43.20	0.64	54.0	-10.80	AV	241.00	300	Vertical	Pass
5	12454.313	49.51	-2.18	74.0	-24.49	Peak	295.00	200	Vertical	Pass
5**	12454.313	40.38	-2.18	54.0	-13.62	AV	295.00	200	Vertical	Pass
6	16179.562	51.19	-0.45	74.0	-22.81	Peak	351.00	300	Vertical	Pass
6**	16179.562	43.13	-0.45	54.0	-10.87	AV	351.00	300	Vertical	Pass

11a, U-NII-1, 1 GHz to 18 GHz, High Channel, ANT H

No.	Frequency (MHz)	Results (dBuV/m)	Factor (dB)	Limit (dBuV/m)	Over Limit (dB)	Detector	Table (Degree)	Height (cm)	Antenna	Verdict
1	1441.300	40.96	-17.27	74.0	-33.04	Peak	283.00	300	Horizontal	Pass
1**	1441.300	29.08	-17.27	54.0	-24.92	AV	283.00	300	Horizontal	Pass
2	4245.750	47.73	-5.00	74.0	-26.27	Peak	92.00	300	Horizontal	Pass
2**	4245.750	37.50	-5.00	54.0	-16.50	AV	92.00	300	Horizontal	Pass
3	5241.750	107.77	-3.45	--	--	Peak	119.00	100	Horizontal	N/A
3**	5241.750	100.72	-3.45	--	--	AV	119.00	100	Horizontal	N/A
4	7454.750	52.43	1.18	74.0	-21.57	Peak	327.00	300	Horizontal	Pass
4**	7454.750	44.65	1.18	54.0	-9.35	AV	327.00	300	Horizontal	Pass
5	12520.337	48.85	-2.33	74.0	-25.15	Peak	342.00	200	Horizontal	Pass
5**	12520.337	39.93	-2.33	54.0	-14.07	AV	342.00	200	Horizontal	Pass
6	16184.813	51.17	-0.45	74.0	-22.83	Peak	33.00	300	Horizontal	Pass
6**	16184.813	43.72	-0.45	54.0	-10.28	AV	33.00	300	Horizontal	Pass

11a, U-NII-1, 1 GHz to 18 GHz, High Channel, ANT V

No.	Frequency (MHz)	Results (dBuV/m)	Factor (dB)	Limit (dBuV/m)	Over Limit (dB)	Detector	Table (Degree)	Height (cm)	Antenna	Verdict
1	1553.800	43.32	-17.92	74.0	-30.68	Peak	172.00	200	Vertical	Pass
1**	1553.800	35.84	-17.92	54.0	-18.16	AV	172.00	200	Vertical	Pass
2	4249.000	47.26	-5.16	74.0	-26.74	Peak	144.00	300	Vertical	Pass
2**	4249.000	37.54	-5.16	54.0	-16.46	AV	144.00	300	Vertical	Pass
3	5236.000	107.95	-3.31	--	--	Peak	360.00	200	Vertical	N/A
3**	5236.000	100.05	-3.31	--	--	AV	360.00	200	Vertical	N/A
4	7473.250	52.72	0.65	74.0	-21.28	Peak	209.00	200	Vertical	Pass
4**	7473.250	42.80	0.65	54.0	-11.20	AV	209.00	200	Vertical	Pass
5	12049.613	49.26	-3.32	74.0	-24.74	Peak	150.00	150	Vertical	Pass
5**	12049.613	39.60	-3.32	54.0	-14.40	AV	150.00	150	Vertical	Pass
6	16177.200	52.72	-0.45	74.0	-21.28	Peak	83.00	200	Vertical	Pass
6**	16177.200	41.86	-0.45	54.0	-12.14	AV	83.00	200	Vertical	Pass

11n20, U-NII-1, 1 GHz to 18 GHz, Low Channel, ANT H

No.	Frequency (MHz)	Results (dBuV/m)	Factor (dB)	Limit (dBuV/m)	Over Limit (dB)	Detector	Table (Degree)	Height (cm)	Antenna	Verdict
1	1554.100	41.00	-17.93	74.0	-33.00	Peak	92.00	300	Horizontal	Pass
1**	1554.100	32.24	-17.93	54.0	-21.76	AV	92.00	300	Horizontal	Pass
2	4361.250	47.38	-4.29	74.0	-26.62	Peak	320.00	100	Horizontal	Pass
2**	4361.250	37.39	-4.29	54.0	-16.61	AV	320.00	100	Horizontal	Pass
3	5187.500	109.82	-2.48	--	--	Peak	112.00	200	Horizontal	N/A
3**	5187.500	103.03	-2.48	--	--	AV	112.00	200	Horizontal	N/A
4	7708.250	52.75	1.45	74.0	-21.25	Peak	87.00	200	Horizontal	Pass
4**	7708.250	42.39	1.45	54.0	-11.61	AV	87.00	200	Horizontal	Pass
5	12668.537	49.10	-2.31	74.0	-24.90	Peak	8.00	200	Horizontal	Pass
5**	12668.537	40.19	-2.31	54.0	-13.81	AV	8.00	200	Horizontal	Pass
6	16190.325	51.33	-0.44	74.0	-22.67	Peak	265.00	100	Horizontal	Pass
6**	16190.325	42.37	-0.44	54.0	-11.63	AV	265.00	100	Horizontal	Pass

11n20, U-NII-1, 1 GHz to 18 GHz, Low Channel, ANT V

No.	Frequency (MHz)	Results (dBuV/m)	Factor (dB)	Limit (dBuV/m)	Over Limit (dB)	Detector	Table (Degree)	Height (cm)	Antenna	Verdict
1	1577.900	43.50	-17.56	74.0	-30.50	Peak	147.00	100	Vertical	Pass
1**	1577.900	36.36	-17.56	54.0	-17.64	AV	147.00	100	Vertical	Pass
2	4308.250	47.50	-4.22	74.0	-26.50	Peak	141.00	200	Vertical	Pass
2**	4308.250	37.63	-4.22	54.0	-16.37	AV	141.00	200	Vertical	Pass
3	5187.750	109.65	-2.50	--	--	Peak	360.00	150	Vertical	N/A
3**	5187.750	102.58	-2.50	--	--	AV	360.00	150	Vertical	N/A
4	7458.000	52.54	1.14	74.0	-21.46	Peak	46.00	400	Vertical	Pass
4**	7458.000	43.64	1.14	54.0	-10.36	AV	46.00	400	Vertical	Pass
5	12638.137	49.19	-2.37	74.0	-24.81	Peak	85.00	200	Vertical	Pass
5**	12638.137	38.99	-2.37	54.0	-15.01	AV	85.00	200	Vertical	Pass
6	16174.050	51.53	-0.45	74.0	-22.47	Peak	244.00	100	Vertical	Pass
6**	16174.050	42.66	-0.45	54.0	-11.34	AV	244.00	100	Vertical	Pass

11n20, U-NII-1, 1 GHz to 18 GHz, Middle Channel, ANT H

No.	Frequency (MHz)	Results (dBuV/m)	Factor (dB)	Limit (dBuV/m)	Over Limit (dB)	Detector	Table (Degree)	Height (cm)	Antenna	Verdict
1	1601.700	41.44	-17.62	74.0	-32.56	Peak	360.00	200	Horizontal	Pass
1**	1601.700	32.53	-17.62	54.0	-21.47	AV	360.00	200	Horizontal	Pass
2	4323.250	47.92	-4.86	74.0	-26.08	Peak	107.00	100	Horizontal	Pass
2**	4323.250	38.24	-4.86	54.0	-15.76	AV	107.00	100	Horizontal	Pass
3	5213.750	108.50	-3.43	--	--	Peak	116.00	150	Horizontal	N/A
3**	5213.750	100.33	-3.43	--	--	AV	116.00	150	Horizontal	N/A
4	7468.500	52.34	0.71	74.0	-21.66	Peak	262.00	400	Horizontal	Pass
4**	7468.500	42.62	0.71	54.0	-11.38	AV	262.00	400	Horizontal	Pass
5	12436.263	49.23	-2.36	74.0	-24.77	Peak	260.00	200	Horizontal	Pass
5**	12436.263	39.87	-2.36	54.0	-14.13	AV	260.00	200	Horizontal	Pass
6	16164.338	51.81	-0.46	74.0	-22.19	Peak	17.00	400	Horizontal	Pass
6**	16164.338	42.75	-0.46	54.0	-11.25	AV	17.00	400	Horizontal	Pass

11n20, U-NII-1, 1 GHz to 18 GHz, Middle Channel, ANT V

No.	Frequency (MHz)	Results (dBuV/m)	Factor (dB)	Limit (dBuV/m)	Over Limit (dB)	Detector	Table (Degree)	Height (cm)	Antenna	Verdict
1	1554.200	43.56	-17.94	74.0	-30.44	Peak	166.00	100	Vertical	Pass
1**	1554.200	36.91	-17.94	54.0	-17.09	AV	166.00	100	Vertical	Pass
2	4359.000	47.31	-4.17	74.0	-26.69	Peak	304.00	200	Vertical	Pass
2**	4359.000	37.96	-4.17	54.0	-16.04	AV	304.00	200	Vertical	Pass
3	5218.000	107.30	-3.47	--	--	Peak	26.00	200	Vertical	N/A
3**	5218.000	99.83	-3.47	--	--	AV	26.00	200	Vertical	N/A
4	7461.750	52.38	1.11	74.0	-21.62	Peak	209.00	200	Vertical	Pass
4**	7461.750	44.25	1.11	54.0	-9.75	AV	209.00	200	Vertical	Pass
5	11074.437	49.04	-4.81	74.0	-24.96	Peak	119.00	200	Vertical	Pass
5**	11074.437	38.82	-4.81	54.0	-15.18	AV	119.00	200	Vertical	Pass
6	16037.812	51.11	-0.11	74.0	-22.89	Peak	348.00	100	Vertical	Pass
6**	16037.812	42.08	-0.11	54.0	-11.92	AV	348.00	100	Vertical	Pass

11n20, U-NII-1, 1 GHz to 18 GHz, High Channel, ANT H

No.	Frequency (MHz)	Results (dBuV/m)	Factor (dB)	Limit (dBuV/m)	Over Limit (dB)	Detector	Table (Degree)	Height (cm)	Antenna	Verdict
1	1439.200	41.18	-17.36	74.0	-32.82	Peak	287.00	400	Horizontal	Pass
1**	1439.200	29.92	-17.36	54.0	-24.08	AV	287.00	400	Horizontal	Pass
2	4367.500	47.25	-4.13	74.0	-26.75	Peak	183.00	400	Horizontal	Pass
2**	4367.500	37.95	-4.13	54.0	-16.05	AV	183.00	400	Horizontal	Pass
3	5237.500	108.23	-3.25	--	--	Peak	253.00	200	Horizontal	N/A
3**	5237.500	101.42	-3.25	--	--	AV	253.00	200	Horizontal	N/A
4	7685.750	52.51	1.33	74.0	-21.49	Peak	331.00	300	Horizontal	Pass
4**	7685.750	43.27	1.33	54.0	-10.73	AV	331.00	300	Horizontal	Pass
5	11053.776	48.99	-5.03	74.0	-25.01	Peak	273.00	200	Horizontal	Pass
5**	11053.776	39.18	-5.03	54.0	-14.82	AV	273.00	200	Horizontal	Pass
6	16187.175	51.34	-0.44	74.0	-22.66	Peak	249.00	300	Horizontal	Pass
6**	16187.175	42.86	-0.44	54.0	-11.14	AV	249.00	300	Horizontal	Pass

11n20, U-NII-1, 1 GHz to 18 GHz, High Channel, ANT V

No.	Frequency (MHz)	Results (dBuV/m)	Factor (dB)	Limit (dBuV/m)	Over Limit (dB)	Detector	Table (Degree)	Height (cm)	Antenna	Verdict
1	1554.100	43.50	-17.93	74.0	-30.50	Peak	165.00	200	Vertical	Pass
1**	1554.100	37.08	-17.93	54.0	-16.92	AV	165.00	200	Vertical	Pass
2	4317.250	47.80	-4.60	74.0	-26.20	Peak	329.00	400	Vertical	Pass
2**	4317.250	38.74	-4.60	54.0	-15.26	AV	329.00	400	Vertical	Pass
3	5238.750	107.69	-3.22	--	--	Peak	360.00	200	Vertical	N/A
3**	5238.750	100.54	-3.22	--	--	AV	360.00	200	Vertical	N/A
4	7456.750	52.31	1.13	74.0	-21.69	Peak	312.00	200	Vertical	Pass
4**	7456.750	43.76	1.13	54.0	-10.24	AV	312.00	200	Vertical	Pass
5	12445.763	49.03	-2.22	74.0	-24.97	Peak	360.00	150	Vertical	Pass
5**	12445.763	40.28	-2.22	54.0	-13.72	AV	360.00	150	Vertical	Pass
6	16152.526	51.61	-0.47	74.0	-22.39	Peak	164.00	400	Vertical	Pass
6**	16152.526	42.03	-0.47	54.0	-11.97	AV	164.00	400	Vertical	Pass

11n40, U-NII-1, 1 GHz to 18 GHz, Low Channel, ANT H

No.	Frequency (MHz)	Results (dBuV/m)	Factor (dB)	Limit (dBuV/m)	Over Limit (dB)	Detector	Table (Degree)	Height (cm)	Antenna	Verdict
1	1593.600	40.31	-17.52	74.0	-33.69	Peak	317.00	400	Horizontal	Pass
1**	1593.600	32.64	-17.52	54.0	-21.36	AV	317.00	400	Horizontal	Pass
2	4304.000	47.91	-4.26	74.0	-26.09	Peak	217.00	200	Horizontal	Pass
2**	4304.000	38.64	-4.26	54.0	-15.36	AV	217.00	200	Horizontal	Pass
3	5186.000	106.71	-2.39	--	--	Peak	253.00	100	Horizontal	N/A
3**	5186.000	99.47	-2.39	--	--	AV	253.00	100	Horizontal	N/A
4	7462.750	52.79	1.09	74.0	-21.21	Peak	10.00	200	Horizontal	Pass
4**	7462.750	43.34	1.09	54.0	-10.66	AV	10.00	200	Horizontal	Pass
5	11446.600	48.76	-3.90	74.0	-25.24	Peak	176.00	100	Horizontal	Pass
5**	11446.600	39.07	-3.90	54.0	-14.93	AV	176.00	100	Horizontal	Pass
6	16186.651	51.08	-0.45	74.0	-22.92	Peak	161.00	300	Horizontal	Pass
6**	16186.651	43.15	-0.45	54.0	-10.85	AV	161.00	300	Horizontal	Pass

11n40, U-NII-1, 1 GHz to 18 GHz, Low Channel, ANT V

No.	Frequency (MHz)	Results (dBuV/m)	Factor (dB)	Limit (dBuV/m)	Over Limit (dB)	Detector	Table (Degree)	Height (cm)	Antenna	Verdict
1	1554.100	43.64	-17.93	74.0	-30.36	Peak	164.00	200	Vertical	Pass
1**	1554.100	36.92	-17.93	54.0	-17.08	AV	164.00	200	Vertical	Pass
2	4294.000	47.72	-4.49	74.0	-26.28	Peak	287.00	100	Vertical	Pass
2**	4294.000	39.16	-4.49	54.0	-14.84	AV	287.00	100	Vertical	Pass
3	5182.500	107.48	-2.10	--	--	Peak	360.00	150	Vertical	N/A
3**	5182.500	98.43	-2.10	--	--	AV	360.00	150	Vertical	N/A
4	7461.500	52.42	1.12	74.0	-21.58	Peak	207.00	400	Vertical	Pass
4**	7461.500	43.84	1.12	54.0	-10.16	AV	207.00	400	Vertical	Pass
5	12427.237	49.50	-2.50	74.0	-24.50	Peak	332.00	150	Vertical	Pass
5**	12427.237	40.28	-2.50	54.0	-13.72	AV	332.00	150	Vertical	Pass
6	16144.125	51.30	-0.53	74.0	-22.70	Peak	295.00	400	Vertical	Pass
6**	16144.125	42.36	-0.53	54.0	-11.64	AV	295.00	400	Vertical	Pass

11n40, U-NII-1, 1 GHz to 18 GHz, High Channel, ANT H

No.	Frequency (MHz)	Results (dBuV/m)	Factor (dB)	Limit (dBuV/m)	Over Limit (dB)	Detector	Table (Degree)	Height (cm)	Antenna	Verdict
1	1438.300	40.82	-17.40	74.0	-33.18	Peak	272.00	400	Horizontal	Pass
1**	1438.300	31.01	-17.40	54.0	-22.99	AV	272.00	400	Horizontal	Pass
2	4314.750	47.36	-4.46	74.0	-26.64	Peak	0.00	300	Horizontal	Pass
2**	4314.750	38.46	-4.46	54.0	-15.54	AV	0.00	300	Horizontal	Pass
3	5214.750	105.80	-3.39	--	--	Peak	114.00	200	Horizontal	N/A
3**	5214.750	97.21	-3.39	--	--	AV	114.00	200	Horizontal	N/A
4	7679.750	52.19	0.91	74.0	-21.81	Peak	34.00	100	Horizontal	Pass
4**	7679.750	42.54	0.91	54.0	-11.46	AV	34.00	100	Horizontal	Pass
5	12435.313	49.19	-2.38	74.0	-24.81	Peak	127.00	100	Horizontal	Pass
5**	12435.313	39.74	-2.38	54.0	-14.26	AV	127.00	100	Horizontal	Pass
6	16155.150	51.69	-0.46	74.0	-22.31	Peak	129.00	400	Horizontal	Pass
6**	16155.150	43.15	-0.46	54.0	-10.85	AV	129.00	400	Horizontal	Pass

11n40, U-NII-1, 1 GHz to 18 GHz, High Channel, ANT V

No.	Frequency (MHz)	Results (dBuV/m)	Factor (dB)	Limit (dBuV/m)	Over Limit (dB)	Detector	Table (Degree)	Height (cm)	Antenna	Verdict
1	1577.800	43.28	-17.55	74.0	-30.72	Peak	172.00	400	Vertical	Pass
1**	1577.800	37.07	-17.55	54.0	-16.93	AV	172.00	400	Vertical	Pass
2	4264.750	47.18	-4.80	74.0	-26.82	Peak	53.00	200	Vertical	Pass
2**	4264.750	37.40	-4.80	54.0	-16.60	AV	53.00	200	Vertical	Pass
3	5235.250	105.10	-3.29	--	--	Peak	356.00	100	Vertical	N/A
3**	5235.250	97.82	-3.29	--	--	AV	356.00	100	Vertical	N/A
4	7470.500	52.79	0.69	74.0	-21.21	Peak	331.00	300	Vertical	Pass
4**	7470.500	43.68	0.69	54.0	-10.32	AV	331.00	300	Vertical	Pass
5	11087.263	49.21	-4.67	74.0	-24.79	Peak	68.00	200	Vertical	Pass
5**	11087.263	38.31	-4.67	54.0	-15.69	AV	68.00	200	Vertical	Pass
6	16148.850	51.32	-0.48	74.0	-22.68	Peak	214.00	100	Vertical	Pass
6**	16148.850	42.50	-0.48	54.0	-11.50	AV	214.00	100	Vertical	Pass

11ac20, U-NII-1, 1 GHz to 18 GHz, Low Channel, ANT H

No.	Frequency (MHz)	Results (dBuV/m)	Factor (dB)	Limit (dBuV/m)	Over Limit (dB)	Detector	Table (Degree)	Height (cm)	Antenna	Verdict
1	1438.300	41.21	-17.40	74.0	-32.79	Peak	289.00	400	Horizontal	Pass
1**	1438.300	29.43	-17.40	54.0	-24.57	AV	289.00	400	Horizontal	Pass
2	4260.250	48.47	-4.47	74.0	-25.53	Peak	323.00	200	Horizontal	Pass
2**	4260.250	40.14	-4.47	54.0	-13.86	AV	323.00	200	Horizontal	Pass
3	5177.250	109.50	-2.52	--	--	Peak	114.00	150	Horizontal	N/A
3**	5177.250	101.90	-2.52	--	--	AV	114.00	150	Horizontal	N/A
4	7473.250	52.82	0.65	74.0	-21.18	Peak	217.00	200	Horizontal	Pass
4**	7473.250	43.03	0.65	54.0	-10.97	AV	217.00	200	Horizontal	Pass
5	12691.812	48.93	-2.33	74.0	-25.07	Peak	200.00	200	Horizontal	Pass
5**	12691.812	39.62	-2.33	54.0	-14.38	AV	200.00	200	Horizontal	Pass
6	16186.912	51.82	-0.45	74.0	-22.18	Peak	11.00	400	Horizontal	Pass
6**	16186.912	42.08	-0.45	54.0	-11.92	AV	11.00	400	Horizontal	Pass

11ac20, U-NII-1, 1 GHz to 18 GHz, Low Channel, ANT V

No.	Frequency (MHz)	Results (dBuV/m)	Factor (dB)	Limit (dBuV/m)	Over Limit (dB)	Detector	Table (Degree)	Height (cm)	Antenna	Verdict
1	1554.000	43.70	-17.93	74.0	-30.30	Peak	171.00	100	Vertical	Pass
1**	1554.000	36.75	-17.93	54.0	-17.25	AV	171.00	100	Vertical	Pass
2	4328.250	48.31	-4.96	74.0	-25.69	Peak	253.00	100	Vertical	Pass
2**	4328.250	38.20	-4.96	54.0	-15.80	AV	253.00	100	Vertical	Pass
3	5187.750	109.24	-2.50	--	--	Peak	360.00	200	Vertical	N/A
3**	5187.750	102.27	-2.50	--	--	AV	360.00	200	Vertical	N/A
4	7508.000	52.55	0.34	74.0	-21.45	Peak	95.00	200	Vertical	Pass
4**	7508.000	44.61	0.34	54.0	-9.39	AV	95.00	200	Vertical	Pass
5	12679.937	49.13	-2.32	74.0	-24.87	Peak	7.00	150	Vertical	Pass
5**	12679.937	40.81	-2.32	54.0	-13.19	AV	7.00	150	Vertical	Pass
6	16059.076	51.46	-0.26	74.0	-22.54	Peak	231.00	300	Vertical	Pass
6**	16059.076	41.43	-0.26	54.0	-12.57	AV	231.00	300	Vertical	Pass

11ac20, U-NII-1, 1 GHz to 18 GHz, Middle Channel, ANT H

No.	Frequency (MHz)	Results (dBuV/m)	Factor (dB)	Limit (dBuV/m)	Over Limit (dB)	Detector	Table (Degree)	Height (cm)	Antenna	Verdict
1	1440.200	42.08	-17.31	74.0	-31.92	Peak	243.00	300	Horizontal	Pass
1**	1440.200	31.88	-17.31	54.0	-22.12	AV	243.00	300	Horizontal	Pass
2	4293.500	47.49	-4.53	74.0	-26.51	Peak	105.00	400	Horizontal	Pass
2**	4293.500	38.10	-4.53	54.0	-15.90	AV	105.00	400	Horizontal	Pass
3	5213.250	107.73	-3.45	--	--	Peak	114.00	150	Horizontal	N/A
3**	5213.250	100.78	-3.45	--	--	AV	114.00	150	Horizontal	N/A
4	7695.000	52.50	1.74	74.0	-21.50	Peak	43.00	200	Horizontal	Pass
4**	7695.000	43.41	1.74	54.0	-10.59	AV	43.00	200	Horizontal	Pass
5	12670.437	48.78	-2.31	74.0	-25.22	Peak	188.00	100	Horizontal	Pass
5**	12670.437	40.54	-2.31	54.0	-13.46	AV	188.00	100	Horizontal	Pass
6	16154.625	51.70	-0.47	74.0	-22.30	Peak	161.00	100	Horizontal	Pass
6**	16154.625	42.47	-0.47	54.0	-11.53	AV	161.00	100	Horizontal	Pass

11ac20, U-NII-1, 1 GHz to 18 GHz, Middle Channel, ANT V

No.	Frequency (MHz)	Results (dBuV/m)	Factor (dB)	Limit (dBuV/m)	Over Limit (dB)	Detector	Table (Degree)	Height (cm)	Antenna	Verdict
1	1554.300	44.10	-17.94	74.0	-29.90	Peak	164.00	200	Vertical	Pass
1**	1554.300	37.49	-17.94	54.0	-16.51	AV	164.00	200	Vertical	Pass
2	4311.250	47.10	-4.28	74.0	-26.90	Peak	88.00	100	Vertical	Pass
2**	4311.250	38.14	-4.28	54.0	-15.86	AV	88.00	100	Vertical	Pass
3	5227.750	106.86	-3.63	--	--	Peak	360.00	200	Vertical	N/A
3**	5227.750	99.71	-3.63	--	--	AV	360.00	200	Vertical	N/A
4	7461.750	53.34	1.11	74.0	-20.66	Peak	158.00	200	Vertical	Pass
4**	7461.750	44.26	1.11	54.0	-9.74	AV	158.00	200	Vertical	Pass
5	12663.550	49.50	-2.31	74.0	-24.50	Peak	127.00	200	Vertical	Pass
5**	12663.550	39.14	-2.31	54.0	-14.86	AV	127.00	200	Vertical	Pass
6	16030.463	51.61	-0.12	74.0	-22.39	Peak	236.00	300	Vertical	Pass
6**	16030.463	43.53	-0.12	54.0	-10.47	AV	236.00	300	Vertical	Pass

11ac20, U-NII-1, 1 GHz to 18 GHz, High Channel, ANT H

No.	Frequency (MHz)	Results (dBuV/m)	Factor (dB)	Limit (dBuV/m)	Over Limit (dB)	Detector	Table (Degree)	Height (cm)	Antenna	Verdict
1	1554.300	44.10	-17.94	74.0	-29.90	Peak	164.00	200	Vertical	Pass
1**	1554.300	37.49	-17.94	54.0	-16.51	AV	164.00	200	Vertical	Pass
2	4311.250	47.10	-4.28	74.0	-26.90	Peak	88.00	100	Vertical	Pass
2**	4311.250	38.14	-4.28	54.0	-15.86	AV	88.00	100	Vertical	Pass
3	5227.750	106.86	-3.63	--	--	Peak	360.00	200	Vertical	N/A
3**	5227.750	99.71	-3.63	--	--	AV	360.00	200	Vertical	N/A
4	7461.750	53.34	1.11	74.0	-20.66	Peak	158.00	200	Vertical	Pass
4**	7461.750	44.26	1.11	54.0	-9.74	AV	158.00	200	Vertical	Pass
5	12663.550	49.50	-2.31	74.0	-24.50	Peak	127.00	200	Vertical	Pass
5**	12663.550	39.14	-2.31	54.0	-14.86	AV	127.00	200	Vertical	Pass
6	16030.463	51.61	-0.12	74.0	-22.39	Peak	236.00	300	Vertical	Pass
6**	16030.463	43.53	-0.12	54.0	-10.47	AV	236.00	300	Vertical	Pass

11ac20, U-NII-1, 1 GHz to 18 GHz, High Channel, ANT V

No.	Frequency (MHz)	Results (dBuV/m)	Factor (dB)	Limit (dBuV/m)	Over Limit (dB)	Detector	Table (Degree)	Height (cm)	Antenna	Verdict
1	1553.700	43.48	-17.92	74.0	-30.52	Peak	168.00	400	Vertical	Pass
1**	1553.700	35.87	-17.92	54.0	-18.13	AV	168.00	400	Vertical	Pass
2	4260.000	47.43	-4.48	74.0	-26.57	Peak	166.00	100	Vertical	Pass
2**	4260.000	38.42	-4.48	54.0	-15.58	AV	166.00	100	Vertical	Pass
3	5237.750	107.38	-3.24	--	--	Peak	360.00	200	Vertical	N/A
3**	5237.750	100.58	-3.24	--	--	AV	360.00	200	Vertical	N/A
4	7505.750	52.98	-0.12	74.0	-21.02	Peak	61.00	100	Vertical	Pass
4**	7505.750	43.14	-0.12	54.0	-10.86	AV	61.00	100	Vertical	Pass
5	12437.687	49.12	-2.34	74.0	-24.88	Peak	236.00	200	Vertical	Pass
5**	12437.687	39.64	-2.34	54.0	-14.36	AV	236.00	200	Vertical	Pass
6	16167.487	50.99	-0.46	74.0	-23.01	Peak	26.00	100	Vertical	Pass
6**	16167.487	41.91	-0.46	54.0	-12.09	AV	26.00	100	Vertical	Pass

11ac40, U-NII-1, 1 GHz to 18 GHz, Low Channel, ANT H

No.	Frequency (MHz)	Results (dBuV/m)	Factor (dB)	Limit (dBuV/m)	Over Limit (dB)	Detector	Table (Degree)	Height (cm)	Antenna	Verdict
1	1537.600	40.74	-17.84	74.0	-33.26	Peak	53.00	200	Horizontal	Pass
1**	1537.600	31.91	-17.84	54.0	-22.09	AV	53.00	200	Horizontal	Pass
2	4311.000	47.72	-4.29	74.0	-26.28	Peak	192.00	400	Horizontal	Pass
2**	4311.000	38.59	-4.29	54.0	-15.41	AV	192.00	400	Horizontal	Pass
3	5184.500	108.74	-2.27	--	--	Peak	262.00	150	Horizontal	N/A
3**	5184.500	100.60	-2.27	--	--	AV	262.00	150	Horizontal	N/A
4	7589.250	52.35	0.04	74.0	-21.65	Peak	60.00	300	Horizontal	Pass
4**	7589.250	42.44	0.04	54.0	-11.56	AV	60.00	300	Horizontal	Pass
5	11285.812	49.08	-4.07	74.0	-24.92	Peak	345.00	150	Horizontal	Pass
5**	11285.812	38.49	-4.07	54.0	-15.51	AV	345.00	150	Horizontal	Pass
6	16021.276	52.16	-0.13	74.0	-21.84	Peak	228.00	150	Horizontal	Pass
6**	16021.276	42.08	-0.13	54.0	-11.92	AV	228.00	150	Horizontal	Pass

11ac40, U-NII-1, 1 GHz to 18 GHz, Low Channel, ANT V

No.	Frequency (MHz)	Results (dBuV/m)	Factor (dB)	Limit (dBuV/m)	Over Limit (dB)	Detector	Table (Degree)	Height (cm)	Antenna	Verdict
1	1554.400	44.08	-17.94	74.0	-29.92	Peak	171.00	300	Vertical	Pass
1**	1554.400	35.55	-17.94	54.0	-18.45	AV	171.00	300	Vertical	Pass
2	4372.500	47.09	-4.23	74.0	-26.91	Peak	35.00	100	Vertical	Pass
2**	4372.500	38.97	-4.23	54.0	-15.03	AV	35.00	100	Vertical	Pass
3	5175.000	105.35	-2.58	--	--	Peak	150.00	150	Vertical	N/A
3**	5175.000	98.49	-2.58	--	--	AV	150.00	150	Vertical	N/A
4	7525.000	52.70	0.83	74.0	-21.30	Peak	329.00	100	Vertical	Pass
4**	7525.000	44.03	0.83	54.0	-9.97	AV	329.00	100	Vertical	Pass
5	10385.212	53.67	-4.67	68.2	-14.53	Peak	33.00	150	Vertical	Pass
5**	10385.212	44.76	-4.67	--	--	AV	33.00	150	Vertical	N/A
6	16163.287	51.09	-0.46	74.0	-22.91	Peak	277.00	100	Vertical	Pass
6**	16163.287	42.75	-0.46	54.0	-11.25	AV	277.00	100	Vertical	Pass

11ac40, U-NII-1, 1 GHz to 18 GHz, High Channel, ANT H

No.	Frequency (MHz)	Results (dBuV/m)	Factor (dB)	Limit (dBuV/m)	Over Limit (dB)	Detector	Table (Degree)	Height (cm)	Antenna	Verdict
1	1439.200	40.96	-17.36	74.0	-33.04	Peak	268.00	200	Horizontal	Pass
1**	1439.200	31.15	-17.36	54.0	-22.85	AV	268.00	200	Horizontal	Pass
2	4302.750	48.14	-4.35	74.0	-25.86	Peak	222.00	300	Horizontal	Pass
2**	4302.750	38.20	-4.35	54.0	-15.80	AV	222.00	300	Horizontal	Pass
3	5235.000	106.59	-3.29	--	--	Peak	302.00	100	Horizontal	N/A
3**	5235.000	98.99	-3.29	--	--	AV	302.00	100	Horizontal	N/A
4	7466.500	52.75	0.86	74.0	-21.25	Peak	266.00	300	Horizontal	Pass
4**	7466.500	43.62	0.86	54.0	-10.38	AV	266.00	300	Horizontal	Pass
5	12296.375	48.90	-2.47	74.0	-25.10	Peak	325.00	200	Horizontal	Pass
5**	12296.375	39.66	-2.47	54.0	-14.34	AV	325.00	200	Horizontal	Pass
6	16035.450	51.24	-0.11	74.0	-22.76	Peak	185.00	150	Horizontal	Pass
6**	16035.450	41.88	-0.11	54.0	-12.12	AV	185.00	150	Horizontal	Pass

11ac40, U-NII-1, 1 GHz to 18 GHz, High Channel, ANT V

No.	Frequency (MHz)	Results (dBuV/m)	Factor (dB)	Limit (dBuV/m)	Over Limit (dB)	Detector	Table (Degree)	Height (cm)	Antenna	Verdict
1	1601.900	44.38	-17.60	74.0	-29.62	Peak	165.00	400	Vertical	Pass
1**	1601.900	37.36	-17.60	54.0	-16.64	AV	165.00	400	Vertical	Pass
2	4307.000	47.94	-4.16	74.0	-26.06	Peak	224.00	400	Vertical	Pass
2**	4307.000	38.61	-4.16	54.0	-15.39	AV	224.00	400	Vertical	Pass
3	5223.500	103.48	-3.51	--	--	Peak	124.00	200	Vertical	N/A
3**	5223.500	95.17	-3.51	--	--	AV	124.00	200	Vertical	N/A
4	7513.250	52.82	0.65	74.0	-21.18	Peak	232.00	200	Vertical	Pass
4**	7513.250	44.24	0.65	54.0	-9.76	AV	232.00	200	Vertical	Pass
5	10459.312	52.74	-4.58	68.2	-15.46	Peak	19.00	150	Vertical	Pass
5**	10459.312	46.62	-4.58	--	--	AV	19.00	150	Vertical	N/A
6	16149.375	51.09	-0.47	74.0	-22.91	Peak	327.00	200	Vertical	Pass
6**	16149.375	42.35	-0.47	54.0	-11.65	AV	327.00	200	Vertical	Pass

11ac80, U-NII-1, 1 GHz to 18 GHz, Middle Channel, ANT H

No.	Frequency (MHz)	Results (dBuV/m)	Factor (dB)	Limit (dBuV/m)	Over Limit (dB)	Detector	Table (Degree)	Height (cm)	Antenna	Verdict
1	1437.600	40.74	-17.41	74.0	-33.26	Peak	264.00	200	Horizontal	Pass
1**	1437.600	29.33	-17.41	54.0	-24.67	AV	264.00	200	Horizontal	Pass
2	4287.250	47.28	-4.52	74.0	-26.72	Peak	124.00	100	Horizontal	Pass
2**	4287.250	37.59	-4.52	54.0	-16.41	AV	124.00	100	Horizontal	Pass
3	5178.750	104.22	-2.25	--	--	Peak	256.00	150	Horizontal	N/A
3**	5178.750	95.89	-2.25	--	--	AV	256.00	150	Horizontal	N/A
4	7455.000	52.34	1.17	74.0	-21.66	Peak	273.00	150	Horizontal	Pass
4**	7455.000	43.72	1.17	54.0	-10.28	AV	273.00	150	Horizontal	Pass
5	12407.050	49.13	-2.81	74.0	-24.87	Peak	156.00	200	Horizontal	Pass
5**	12407.050	38.95	-2.81	54.0	-15.05	AV	156.00	200	Horizontal	Pass
6	16036.500	51.38	-0.11	74.0	-22.62	Peak	0.00	400	Horizontal	Pass
6**	16036.500	42.26	-0.11	54.0	-11.74	AV	0.00	400	Horizontal	Pass

11ac80, U-NII-1, 1 GHz to 18 GHz, Middle Channel, ANT V

No.	Frequency (MHz)	Results (dBuV/m)	Factor (dB)	Limit (dBuV/m)	Over Limit (dB)	Detector	Table (Degree)	Height (cm)	Antenna	Verdict
1	1605.300	41.28	-17.40	74.0	-32.72	Peak	162.00	200	Vertical	Pass
1**	1605.300	35.05	-17.40	54.0	-18.95	AV	162.00	200	Vertical	Pass
2	4318.250	47.99	-4.58	74.0	-26.01	Peak	276.00	300	Vertical	Pass
2**	4318.250	38.01	-4.58	54.0	-15.99	AV	276.00	300	Vertical	Pass
3	5219.500	100.42	-3.46	--	--	Peak	155.00	200	Vertical	N/A
3**	5219.500	93.24	-3.46	--	--	AV	155.00	200	Vertical	N/A
4	7455.500	53.38	1.16	74.0	-20.62	Peak	276.00	300	Vertical	Pass
4**	7455.500	44.32	1.16	54.0	-9.68	AV	276.00	300	Vertical	Pass
5	11171.575	49.65	-4.26	74.0	-24.35	Peak	92.00	100	Vertical	Pass
5**	11171.575	39.15	-4.26	54.0	-14.85	AV	92.00	100	Vertical	Pass
6	15948.826	51.38	-0.25	74.0	-22.62	Peak	88.00	150	Vertical	Pass
6**	15948.826	42.45	-0.25	54.0	-11.55	AV	88.00	150	Vertical	Pass

11ax20(SU), U-NII-1, 1 GHz to 18 GHz, Low Channel, ANT H

No.	Frequency (MHz)	Results (dBuV/m)	Factor (dB)	Limit (dBuV/m)	Over Limit (dB)	Detector	Table (Degree)	Height (cm)	Antenna	Verdict
1	1439.700	40.97	-17.33	74.0	-33.03	Peak	273.00	300	Horizontal	Pass
1**	1439.700	31.48	-17.33	54.0	-22.52	AV	273.00	300	Horizontal	Pass
2	4290.250	48.45	-4.69	74.0	-25.55	Peak	109.00	200	Horizontal	Pass
2**	4290.250	38.22	-4.69	54.0	-15.78	AV	109.00	200	Horizontal	Pass
3	5183.250	110.70	-2.11	--	--	Peak	260.00	200	Horizontal	N/A
3**	5183.250	103.27	-2.11	--	--	AV	260.00	200	Horizontal	N/A
4	7517.750	53.38	0.90	74.0	-20.62	Peak	360.00	400	Horizontal	Pass
4**	7517.750	43.40	0.90	54.0	-10.60	AV	360.00	400	Horizontal	Pass
5	11196.037	49.31	-4.08	74.0	-24.69	Peak	250.00	100	Horizontal	Pass
5**	11196.037	39.61	-4.08	54.0	-14.39	AV	250.00	100	Horizontal	Pass
6	16187.437	52.02	-0.44	74.0	-21.98	Peak	224.00	400	Horizontal	Pass
6**	16187.437	42.66	-0.44	54.0	-11.34	AV	224.00	400	Horizontal	Pass

11ax20(SU), U-NII-1, 1 GHz to 18 GHz, Low Channel, ANT V

No.	Frequency (MHz)	Results (dBuV/m)	Factor (dB)	Limit (dBuV/m)	Over Limit (dB)	Detector	Table (Degree)	Height (cm)	Antenna	Verdict
1	1605.100	43.59	-17.39	74.0	-30.41	Peak	170.00	300	Vertical	Pass
1**	1605.100	38.65	-17.39	54.0	-15.35	AV	170.00	300	Vertical	Pass
2	4380.500	47.62	-3.97	74.0	-26.38	Peak	259.00	200	Vertical	Pass
2**	4380.500	38.00	-3.97	54.0	-16.00	AV	259.00	200	Vertical	Pass
3	5182.000	109.08	-2.12	--	--	Peak	126.00	200	Vertical	N/A
3**	5182.000	100.92	-2.12	--	--	AV	126.00	200	Vertical	N/A
4	7475.500	52.64	0.67	74.0	-21.36	Peak	126.00	100	Vertical	Pass
4**	7475.500	43.55	0.67	54.0	-10.45	AV	126.00	100	Vertical	Pass
5	10353.625	55.32	-4.55	68.2	-12.88	Peak	354.00	150	Vertical	Pass
5**	10353.625	47.35	-4.55	--	--	AV	354.00	150	Vertical	N/A
6	15833.850	50.87	-0.75	74.0	-23.13	Peak	226.00	400	Vertical	Pass
6**	15833.850	41.24	-0.75	54.0	-12.76	AV	226.00	400	Vertical	Pass

11ax20(SU), U-NII-1, 1 GHz to 18 GHz, Middle Channel, ANT H

No.	Frequency (MHz)	Results (dBuV/m)	Factor (dB)	Limit (dBuV/m)	Over Limit (dB)	Detector	Table (Degree)	Height (cm)	Antenna	Verdict
1	1441.700	42.55	-17.26	74.0	-31.45	Peak	266.00	100	Horizontal	Pass
1**	1441.700	31.13	-17.26	54.0	-22.87	AV	266.00	100	Horizontal	Pass
2	4263.000	47.67	-4.62	74.0	-26.33	Peak	188.00	200	Horizontal	Pass
2**	4263.000	38.57	-4.62	54.0	-15.43	AV	188.00	200	Horizontal	Pass
3	5226.750	109.05	-3.64	--	--	Peak	127.00	200	Horizontal	N/A
3**	5226.750	100.70	-3.64	--	--	AV	127.00	200	Horizontal	N/A
4	7463.750	53.42	0.97	74.0	-20.58	Peak	56.00	100	Horizontal	Pass
4**	7463.750	43.65	0.97	54.0	-10.35	AV	56.00	100	Horizontal	Pass
5	12536.013	49.64	-2.23	74.0	-24.36	Peak	82.00	200	Horizontal	Pass
5**	12536.013	39.88	-2.23	54.0	-14.12	AV	82.00	200	Horizontal	Pass
6	16162.763	51.73	-0.46	74.0	-22.27	Peak	314.00	300	Horizontal	Pass
6**	16162.763	43.17	-0.46	54.0	-10.83	AV	314.00	300	Horizontal	Pass

11ax20(SU), U-NII-1, 1 GHz to 18 GHz, Middle Channel, ANT V

No.	Frequency (MHz)	Results (dBuV/m)	Factor (dB)	Limit (dBuV/m)	Over Limit (dB)	Detector	Table (Degree)	Height (cm)	Antenna	Verdict
1	1605.100	43.82	-17.39	74.0	-30.18	Peak	160.00	400	Vertical	Pass
1**	1605.100	37.10	-17.39	54.0	-16.90	AV	160.00	400	Vertical	Pass
2	4303.000	47.46	-4.32	74.0	-26.54	Peak	61.00	150	Vertical	Pass
2**	4303.000	39.16	-4.32	54.0	-14.84	AV	61.00	150	Vertical	Pass
3	5221.750	107.69	-3.40	--	--	Peak	149.00	150	Vertical	N/A
3**	5221.750	98.96	-3.40	--	--	AV	149.00	150	Vertical	N/A
4	7509.500	52.64	0.53	74.0	-21.36	Peak	132.00	100	Vertical	Pass
4**	7509.500	43.78	0.53	54.0	-10.22	AV	132.00	100	Vertical	Pass
5	10433.188	53.59	-4.65	68.2	-14.61	Peak	31.00	150	Vertical	Pass
5**	10433.188	45.00	-4.65	--	--	AV	31.00	150	Vertical	N/A
6	16023.375	51.39	-0.13	74.0	-22.61	Peak	171.00	150	Vertical	Pass
6**	16023.375	42.31	-0.13	54.0	-11.69	AV	171.00	150	Vertical	Pass

11ax20(SU), U-NII-1, 1 GHz to 18 GHz, High Channel, ANT H

No.	Frequency (MHz)	Results (dBuV/m)	Factor (dB)	Limit (dBuV/m)	Over Limit (dB)	Detector	Table (Degree)	Height (cm)	Antenna	Verdict
1	1440.500	41.73	-17.29	74.0	-32.27	Peak	268.00	400	Horizontal	Pass
1**	1440.500	30.61	-17.29	54.0	-23.39	AV	268.00	400	Horizontal	Pass
2	4359.000	48.41	-4.17	74.0	-25.59	Peak	24.00	100	Horizontal	Pass
2**	4359.000	38.03	-4.17	54.0	-15.97	AV	24.00	100	Horizontal	Pass
3	5238.250	110.61	-3.22	--	--	Peak	129.00	100	Horizontal	N/A
3**	5238.250	101.11	-3.22	--	--	AV	129.00	100	Horizontal	N/A
4	7569.000	53.12	-0.10	74.0	-20.88	Peak	261.00	400	Horizontal	Pass
4**	7569.000	43.14	-0.10	54.0	-10.86	AV	261.00	400	Horizontal	Pass
5	11131.675	49.06	-4.46	74.0	-24.94	Peak	204.00	100	Horizontal	Pass
5**	11131.675	38.51	-4.46	54.0	-15.49	AV	204.00	100	Horizontal	Pass
6	16196.362	51.46	-0.44	74.0	-22.54	Peak	137.00	400	Horizontal	Pass
6**	16196.362	42.77	-0.44	54.0	-11.23	AV	137.00	400	Horizontal	Pass

11ax20(SU), U-NII-1, 1 GHz to 18 GHz, High Channel, ANT V

No.	Frequency (MHz)	Results (dBuV/m)	Factor (dB)	Limit (dBuV/m)	Over Limit (dB)	Detector	Table (Degree)	Height (cm)	Antenna	Verdict
1	1604.900	44.60	-17.39	74.0	-29.40	Peak	160.00	400	Vertical	Pass
1**	1604.900	37.96	-17.39	54.0	-16.04	AV	160.00	400	Vertical	Pass
2	4305.250	47.39	-4.21	74.0	-26.61	Peak	295.00	100	Vertical	Pass
2**	4305.250	38.00	-4.21	54.0	-16.00	AV	295.00	100	Vertical	Pass
3	5235.750	105.49	-3.31	--	--	Peak	33.00	150	Vertical	N/A
3**	5235.750	97.43	-3.31	--	--	AV	33.00	150	Vertical	N/A
4	7465.250	52.65	0.78	74.0	-21.35	Peak	323.00	100	Vertical	Pass
4**	7465.250	43.31	0.78	54.0	-10.69	AV	323.00	100	Vertical	Pass
5	10484.013	53.46	-4.49	68.2	-14.74	Peak	19.00	150	Vertical	Pass
5**	10484.013	42.97	-4.49	--	--	AV	19.00	150	Vertical	N/A
6	16183.763	51.60	-0.45	74.0	-22.40	Peak	290.00	300	Vertical	Pass
6**	16183.763	42.96	-0.45	54.0	-11.04	AV	290.00	300	Vertical	Pass

11ax40(SU), U-NII-1, 1 GHz to 18 GHz, Low Channel, ANT H

No.	Frequency (MHz)	Results (dBuV/m)	Factor (dB)	Limit (dBuV/m)	Over Limit (dB)	Detector	Table (Degree)	Height (cm)	Antenna	Verdict
1	1439.400	40.69	-17.35	74.0	-33.31	Peak	263.00	100	Horizontal	Pass
1**	1439.400	31.81	-17.35	54.0	-22.19	AV	263.00	100	Horizontal	Pass
2	4289.000	47.93	-4.53	74.0	-26.07	Peak	90.00	100	Horizontal	Pass
2**	4289.000	37.88	-4.53	54.0	-16.12	AV	90.00	100	Horizontal	Pass
3	5183.000	108.54	-2.08	--	--	Peak	256.00	150	Horizontal	N/A
3**	5183.000	100.23	-2.08	--	--	AV	256.00	150	Horizontal	N/A
4	7459.750	53.13	1.14	74.0	-20.87	Peak	273.00	200	Horizontal	Pass
4**	7459.750	43.58	1.14	54.0	-10.42	AV	273.00	200	Horizontal	Pass
5	12647.400	49.36	-2.31	74.0	-24.64	Peak	0.00	200	Horizontal	Pass
5**	12647.400	39.56	-2.31	54.0	-14.44	AV	0.00	200	Horizontal	Pass
6	16148.850	51.65	-0.48	74.0	-22.35	Peak	263.00	100	Horizontal	Pass
6**	16148.850	41.58	-0.48	54.0	-12.42	AV	263.00	100	Horizontal	Pass

11ax40(SU), U-NII-1, 1 GHz to 18 GHz, Low Channel, ANT V

No.	Frequency (MHz)	Results (dBuV/m)	Factor (dB)	Limit (dBuV/m)	Over Limit (dB)	Detector	Table (Degree)	Height (cm)	Antenna	Verdict
1	1604.800	43.25	-17.39	74.0	-30.75	Peak	165.00	200	Vertical	Pass
1**	1604.800	36.92	-17.39	54.0	-17.08	AV	165.00	200	Vertical	Pass
2	4261.500	47.19	-4.50	74.0	-26.81	Peak	97.00	150	Vertical	Pass
2**	4261.500	38.12	-4.50	54.0	-15.88	AV	97.00	150	Vertical	Pass
3	5180.500	106.54	-2.20	--	--	Peak	148.00	100	Vertical	N/A
3**	5180.500	96.63	-2.20	--	--	AV	148.00	100	Vertical	N/A
4	7517.250	52.81	0.91	74.0	-21.19	Peak	243.00	300	Vertical	Pass
4**	7517.250	43.78	0.91	54.0	-10.22	AV	243.00	300	Vertical	Pass
5	10380.701	53.09	-4.65	68.2	-15.11	Peak	0.00	150	Vertical	Pass
5**	10380.701	44.67	-4.65	--	--	AV	0.00	150	Vertical	N/A
6	16184.287	51.46	-0.45	74.0	-22.54	Peak	63.00	300	Vertical	Pass
6**	16184.287	42.37	-0.45	54.0	-11.63	AV	63.00	300	Vertical	Pass

11ax40(SU), U-NII-1, 1 GHz to 18 GHz, High Channel, ANT H

No.	Frequency (MHz)	Results (dBuV/m)	Factor (dB)	Limit (dBuV/m)	Over Limit (dB)	Detector	Table (Degree)	Height (cm)	Antenna	Verdict
1	1439.900	41.32	-17.32	74.0	-32.68	Peak	255.00	400	Horizontal	Pass
1**	1439.900	31.89	-17.32	54.0	-22.11	AV	255.00	400	Horizontal	Pass
2	4319.750	47.87	-4.60	74.0	-26.13	Peak	3.00	200	Horizontal	Pass
2**	4319.750	38.31	-4.60	54.0	-15.69	AV	3.00	200	Horizontal	Pass
3	5234.750	106.85	-3.28	--	--	Peak	258.00	150	Horizontal	N/A
3**	5234.750	99.35	-3.28	--	--	AV	258.00	150	Horizontal	N/A
4	7447.500	53.09	0.44	74.0	-20.91	Peak	248.00	300	Horizontal	Pass
4**	7447.500	43.11	0.44	54.0	-10.89	AV	248.00	300	Horizontal	Pass
5	12311.576	49.04	-2.53	74.0	-24.96	Peak	0.00	150	Horizontal	Pass
5**	12311.576	39.17	-2.53	54.0	-14.83	AV	0.00	150	Horizontal	Pass
6	16093.725	51.67	-0.87	74.0	-22.33	Peak	286.00	300	Horizontal	Pass
6**	16093.725	41.93	-0.87	54.0	-12.07	AV	286.00	300	Horizontal	Pass

11ax40(SU), U-NII-1, 1 GHz to 18 GHz, High Channel, ANT V

No.	Frequency (MHz)	Results (dBuV/m)	Factor (dB)	Limit (dBuV/m)	Over Limit (dB)	Detector	Table (Degree)	Height (cm)	Antenna	Verdict
1	1554.300	43.55	-17.94	74.0	-30.45	Peak	175.00	200	Vertical	Pass
1**	1554.300	35.96	-17.94	54.0	-18.04	AV	175.00	200	Vertical	Pass
2	4290.500	47.32	-4.71	74.0	-26.68	Peak	286.00	300	Vertical	Pass
2**	4290.500	38.18	-4.71	54.0	-15.82	AV	286.00	300	Vertical	Pass
3	5224.750	104.39	-3.59	--	--	Peak	261.00	150	Vertical	Pass
3**	5224.750	96.14	-3.59	--	--	AV	261.00	150	Vertical	N/A
4	7568.250	52.28	-0.06	74.0	-21.72	Peak	261.00	400	Vertical	Pass
4**	7568.250	43.26	-0.06	54.0	-10.74	AV	261.00	400	Vertical	Pass
5	10466.437	51.99	-4.55	68.2	-16.21	Peak	31.00	150	Vertical	Pass
5**	10466.437	44.12	-4.55	--	--	AV	31.00	150	Vertical	N/A
6	15961.162	51.48	-0.21	74.0	-22.52	Peak	0.00	150	Vertical	Pass
6**	15961.162	42.13	-0.21	54.0	-11.87	AV	0.00	150	Vertical	Pass

11ax80(SU), U-NII-1, 1 GHz to 18 GHz, Middle Channel, ANT H

No.	Frequency (MHz)	Results (dBuV/m)	Factor (dB)	Limit (dBuV/m)	Over Limit (dB)	Detector	Table (Degree)	Height (cm)	Antenna	Verdict
1	1439.700	41.26	-17.33	74.0	-32.74	Peak	268.00	200	Horizontal	Pass
1**	1439.700	31.96	-17.33	54.0	-22.04	AV	268.00	200	Horizontal	Pass
2	4321.000	48.32	-4.68	74.0	-25.68	Peak	215.00	200	Horizontal	Pass
2**	4321.000	38.24	-4.68	54.0	-15.76	AV	215.00	200	Horizontal	Pass
3	5189.000	105.92	-2.62	--	--	Peak	129.00	150	Horizontal	N/A
3**	5189.000	96.98	-2.62	--	--	AV	129.00	150	Horizontal	N/A
4	7515.500	52.71	0.88	74.0	-21.29	Peak	188.00	400	Horizontal	Pass
4**	7515.500	44.20	0.88	54.0	-9.80	AV	188.00	400	Horizontal	Pass
5	12430.325	49.04	-2.45	74.0	-24.96	Peak	360.00	200	Horizontal	Pass
5**	12430.325	40.09	-2.45	54.0	-13.91	AV	360.00	200	Horizontal	Pass
6	15825.713	51.88	-0.74	74.0	-22.12	Peak	315.00	100	Horizontal	Pass
6**	15825.713	41.69	-0.74	54.0	-12.31	AV	315.00	100	Horizontal	Pass

11ax80(SU), U-NII-1, 1 GHz to 18 GHz, Middle Channel, ANT V

No.	Frequency (MHz)	Results (dBuV/m)	Factor (dB)	Limit (dBuV/m)	Over Limit (dB)	Detector	Table (Degree)	Height (cm)	Antenna	Verdict
1	1605.400	44.05	-17.40	74.0	-29.95	Peak	165.00	100	Vertical	Pass
1**	1605.400	37.68	-17.40	54.0	-16.32	AV	165.00	100	Vertical	Pass
2	4358.750	47.76	-4.14	74.0	-26.24	Peak	314.00	200	Vertical	Pass
2**	4358.750	38.74	-4.14	54.0	-15.26	AV	314.00	200	Vertical	Pass
3	5184.250	103.06	-2.24	--	--	Peak	148.00	150	Vertical	N/A
3**	5184.250	93.10	-2.24	--	--	AV	148.00	150	Vertical	N/A
4	7520.750	52.64	0.81	74.0	-21.36	Peak	183.00	100	Vertical	Pass
4**	7520.750	43.53	0.81	54.0	-10.47	AV	183.00	100	Vertical	Pass
5	12217.050	48.86	-2.96	74.0	-25.14	Peak	0.00	150	Vertical	Pass
5**	12217.050	40.37	-2.96	54.0	-13.63	AV	0.00	150	Vertical	Pass
6	15947.250	51.29	-0.28	74.0	-22.71	Peak	339.00	400	Vertical	Pass
6**	15947.250	42.41	-0.28	54.0	-11.59	AV	339.00	400	Vertical	Pass

11a, U-NII-3, 1 GHz to 18 GHz, Low Channel, ANT H

No.	Frequency (MHz)	Results (dBuV/m)	Factor (dB)	Limit (dBuV/m)	Over Limit (dB)	Detector	Table (Degree)	Height (cm)	Antenna	Verdict
1	1441.600	41.36	-17.27	74.0	-32.64	Peak	204.00	200	Horizontal	Pass
1**	1441.600	30.27	-17.27	54.0	-23.73	AV	204.00	200	Horizontal	Pass
2	4294.000	48.12	-4.49	74.0	-25.88	Peak	130.00	400	Horizontal	Pass
2**	4294.000	38.30	-4.49	54.0	-15.70	AV	130.00	400	Horizontal	Pass
3	5742.750	103.86	-3.06	--	--	Peak	54.00	200	Horizontal	N/A
3**	5742.750	95.95	-3.06	--	--	AV	54.00	200	Horizontal	N/A
4	7672.000	52.43	0.63	74.0	-21.57	Peak	122.00	400	Horizontal	Pass
4**	7672.000	43.84	0.63	54.0	-10.16	AV	122.00	400	Horizontal	Pass
5	12640.275	49.53	-2.36	74.0	-24.47	Peak	21.00	150	Horizontal	Pass
5**	12640.275	39.84	-2.36	54.0	-14.16	AV	21.00	150	Horizontal	Pass
6	15808.912	51.80	-0.72	74.0	-22.20	Peak	237.00	100	Horizontal	Pass
6**	15808.912	41.94	-0.72	54.0	-12.06	AV	237.00	100	Horizontal	Pass

11a, U-NII-3, 1 GHz to 18 GHz, Low Channel, ANT V

No.	Frequency (MHz)	Results (dBuV/m)	Factor (dB)	Limit (dBuV/m)	Over Limit (dB)	Detector	Table (Degree)	Height (cm)	Antenna	Verdict
1	1605.200	42.87	-17.39	74.0	-31.13	Peak	175.00	300	Vertical	Pass
1**	1605.200	37.26	-17.39	54.0	-16.74	AV	175.00	300	Vertical	Pass
2	4379.750	48.11	-3.98	74.0	-25.89	Peak	180.00	200	Vertical	Pass
2**	4379.750	39.56	-3.98	54.0	-14.44	AV	180.00	200	Vertical	Pass
3	5742.250	102.19	-3.09	--	--	Peak	354.00	150	Vertical	N/A
3**	5742.250	95.18	-3.09	--	--	AV	354.00	150	Vertical	N/A
4	7510.500	52.81	0.53	74.0	-21.19	Peak	45.00	300	Vertical	Pass
4**	7510.500	43.42	0.53	54.0	-10.58	AV	45.00	300	Vertical	Pass
5	11805.463	49.30	-3.50	74.0	-24.70	Peak	179.00	150	Vertical	Pass
5**	11805.463	39.83	-3.50	54.0	-14.17	AV	179.00	150	Vertical	Pass
6	16032.825	51.56	-0.12	74.0	-22.44	Peak	207.00	100	Vertical	Pass
6**	16032.825	41.70	-0.12	54.0	-12.30	AV	207.00	100	Vertical	Pass

11a, U-NII-3, 1 GHz to 18 GHz, Middle Channel, ANT H

No.	Frequency (MHz)	Results (dBuV/m)	Factor (dB)	Limit (dBuV/m)	Over Limit (dB)	Detector	Table (Degree)	Height (cm)	Antenna	Verdict
1	1440.500	41.73	-17.29	74.0	-32.27	Peak	199.00	200	Horizontal	Pass
1**	1440.500	32.13	-17.29	54.0	-21.87	AV	199.00	200	Horizontal	Pass
2	4386.250	47.67	-4.04	74.0	-26.33	Peak	27.00	300	Horizontal	Pass
2**	4386.250	38.58	-4.04	54.0	-15.42	AV	27.00	300	Horizontal	Pass
3	5788.000	104.75	-3.20	--	--	Peak	86.00	150	Horizontal	N/A
3**	5788.000	97.55	-3.20	--	--	AV	86.00	150	Horizontal	N/A
4	7451.250	53.19	0.80	74.0	-20.81	Peak	144.00	400	Horizontal	Pass
4**	7451.250	43.58	0.80	54.0	-10.42	AV	144.00	400	Horizontal	Pass
5	11301.250	49.37	-4.02	74.0	-24.63	Peak	338.00	150	Horizontal	Pass
5**	11301.250	39.22	-4.02	54.0	-14.78	AV	338.00	150	Horizontal	Pass
6	16172.738	51.71	-0.45	74.0	-22.29	Peak	90.00	100	Horizontal	Pass
6**	16172.738	42.68	-0.45	54.0	-11.32	AV	90.00	100	Horizontal	Pass

11a, U-NII-3, 1 GHz to 18 GHz, Middle Channel, ANT V

No.	Frequency (MHz)	Results (dBuV/m)	Factor (dB)	Limit (dBuV/m)	Over Limit (dB)	Detector	Table (Degree)	Height (cm)	Antenna	Verdict
1	1554.400	43.88	-17.94	74.0	-30.12	Peak	158.00	200	Vertical	Pass
1**	1554.400	35.16	-17.94	54.0	-18.84	AV	158.00	200	Vertical	Pass
2	4307.500	47.73	-4.16	74.0	-26.27	Peak	122.00	400	Vertical	Pass
2**	4307.500	38.85	-4.16	54.0	-15.15	AV	122.00	400	Vertical	Pass
3	5791.750	103.53	-3.30	--	--	Peak	0.00	100	Vertical	N/A
3**	5791.750	95.50	-3.30	--	--	AV	0.00	100	Vertical	N/A
4	7454.000	52.90	1.12	74.0	-21.10	Peak	229.00	400	Vertical	Pass
4**	7454.000	43.48	1.12	54.0	-10.52	AV	229.00	400	Vertical	Pass
5	12297.800	49.28	-2.46	74.0	-24.72	Peak	21.00	150	Vertical	Pass
5**	12297.800	40.58	-2.46	54.0	-13.42	AV	21.00	150	Vertical	Pass
6	16158.300	51.37	-0.46	74.0	-22.63	Peak	218.00	300	Vertical	Pass
6**	16158.300	42.13	-0.46	54.0	-11.87	AV	218.00	300	Vertical	Pass

11a, U-NII-3, 1 GHz to 18 GHz, High Channel, ANT H

No.	Frequency (MHz)	Results (dBuV/m)	Factor (dB)	Limit (dBuV/m)	Over Limit (dB)	Detector	Table (Degree)	Height (cm)	Antenna	Verdict
1	1440.200	39.92	-17.31	74.0	-34.08	Peak	204.00	200	Horizontal	Pass
1**	1440.200	31.87	-17.31	54.0	-22.13	AV	204.00	200	Horizontal	Pass
2	4248.500	48.30	-5.23	74.0	-25.70	Peak	61.00	400	Horizontal	Pass
2**	4248.500	37.59	-5.23	54.0	-16.41	AV	61.00	400	Horizontal	Pass
3	5822.000	104.18	-3.02	--	--	Peak	90.00	100	Horizontal	N/A
3**	5822.000	97.18	-3.02	--	--	AV	90.00	100	Horizontal	N/A
4	7515.500	53.19	0.88	74.0	-20.81	Peak	215.00	300	Horizontal	Pass
4**	7515.500	43.51	0.88	54.0	-10.49	AV	215.00	300	Horizontal	Pass
5	12646.450	49.44	-2.32	74.0	-24.56	Peak	292.00	200	Horizontal	Pass
5**	12646.450	39.81	-2.32	54.0	-14.19	AV	292.00	200	Horizontal	Pass
6	16197.675	51.98	-0.44	74.0	-22.02	Peak	35.00	200	Horizontal	Pass
6**	16197.675	43.12	-0.44	54.0	-10.88	AV	35.00	200	Horizontal	Pass

11a, U-NII-3, 1 GHz to 18 GHz, High Channel, ANT V

No.	Frequency (MHz)	Results (dBuV/m)	Factor (dB)	Limit (dBuV/m)	Over Limit (dB)	Detector	Table (Degree)	Height (cm)	Antenna	Verdict
1	1605.000	43.16	-17.39	74.0	-30.84	Peak	269.00	400	Vertical	Pass
1**	1605.000	35.96	-17.39	54.0	-18.04	AV	269.00	400	Vertical	Pass
2	4357.000	48.12	-4.21	74.0	-25.88	Peak	112.00	300	Vertical	Pass
2**	4357.000	38.05	-4.21	54.0	-15.95	AV	112.00	300	Vertical	Pass
3	5827.500	103.19	-2.99	--	--	Peak	356.00	200	Vertical	N/A
3**	5827.500	95.79	-2.99	--	--	AV	356.00	200	Vertical	N/A
4	7464.000	53.23	0.94	74.0	-20.77	Peak	325.00	100	Vertical	Pass
4**	7464.000	43.80	0.94	54.0	-10.20	AV	325.00	100	Vertical	Pass
5	11687.425	49.55	-4.27	74.0	-24.45	Peak	133.00	100	Vertical	Pass
5**	11687.425	39.49	-4.27	54.0	-14.51	AV	133.00	100	Vertical	Pass
6	16138.350	51.76	-0.59	74.0	-22.24	Peak	95.00	100	Vertical	Pass
6**	16138.350	41.90	-0.59	54.0	-12.10	AV	95.00	100	Vertical	Pass

11n20, U-NII-3, 1 GHz to 18 GHz, Low Channel, ANT H

No.	Frequency (MHz)	Results (dBuV/m)	Factor (dB)	Limit (dBuV/m)	Over Limit (dB)	Detector	Table (Degree)	Height (cm)	Antenna	Verdict
1	1605.000	43.16	-17.39	74.0	-30.84	Peak	269.00	400	Vertical	Pass
1**	1605.000	35.96	-17.39	54.0	-18.04	AV	269.00	400	Vertical	Pass
2	4357.000	48.12	-4.21	74.0	-25.88	Peak	112.00	300	Vertical	Pass
2**	4357.000	38.05	-4.21	54.0	-15.95	AV	112.00	300	Vertical	Pass
3	5827.500	103.19	-2.99	--	--	Peak	356.00	200	Vertical	N/A
3**	5827.500	95.79	-2.99	--	--	AV	356.00	200	Vertical	N/A
4	7464.000	53.23	0.94	74.0	-20.77	Peak	325.00	100	Vertical	Pass
4**	7464.000	43.80	0.94	54.0	-10.20	AV	325.00	100	Vertical	Pass
5	11687.425	49.55	-4.27	74.0	-24.45	Peak	133.00	100	Vertical	Pass
5**	11687.425	39.49	-4.27	54.0	-14.51	AV	133.00	100	Vertical	Pass
6	16138.350	51.76	-0.59	74.0	-22.24	Peak	95.00	100	Vertical	Pass
6**	16138.350	41.90	-0.59	54.0	-12.10	AV	95.00	100	Vertical	Pass

11n20, U-NII-3, 1 GHz to 18 GHz, Low Channel, ANT V

No.	Frequency (MHz)	Results (dBuV/m)	Factor (dB)	Limit (dBuV/m)	Over Limit (dB)	Detector	Table (Degree)	Height (cm)	Antenna	Verdict
1	1605.500	42.54	-17.40	74.0	-31.46	Peak	268.00	100	Vertical	Pass
1**	1605.500	36.36	-17.40	54.0	-17.64	AV	268.00	100	Vertical	Pass
2	4277.250	47.77	-4.82	74.0	-26.23	Peak	182.00	300	Vertical	Pass
2**	4277.250	38.32	-4.82	54.0	-15.68	AV	182.00	300	Vertical	Pass
3	5747.000	102.08	-2.95	--	--	Peak	8.00	100	Vertical	N/A
3**	5747.000	94.22	-2.95	--	--	AV	8.00	100	Vertical	N/A
4	7452.250	52.98	0.92	74.0	-21.02	Peak	260.00	100	Vertical	Pass
4**	7452.250	44.14	0.92	54.0	-9.86	AV	260.00	100	Vertical	Pass
5	12667.588	49.13	-2.31	74.0	-24.87	Peak	119.00	150	Vertical	Pass
5**	12667.588	39.71	-2.31	54.0	-14.29	AV	119.00	150	Vertical	Pass
6	16034.662	51.63	-0.12	74.0	-22.37	Peak	350.00	300	Vertical	Pass
6**	16034.662	42.40	-0.12	54.0	-11.60	AV	350.00	300	Vertical	Pass

11n20, U-NII-3, 1 GHz to 18 GHz, Middle Channel, ANT H

No.	Frequency (MHz)	Results (dBuV/m)	Factor (dB)	Limit (dBuV/m)	Over Limit (dB)	Detector	Table (Degree)	Height (cm)	Antenna	Verdict
1	1441.800	41.53	-17.26	74.0	-32.47	Peak	202.00	200	Horizontal	Pass
1**	1441.800	30.21	-17.26	54.0	-23.79	AV	202.00	200	Horizontal	Pass
2	4378.250	47.71	-3.94	74.0	-26.29	Peak	86.00	300	Horizontal	Pass
2**	4378.250	39.38	-3.94	54.0	-14.62	AV	86.00	300	Horizontal	Pass
3	5788.000	104.39	-3.20	--	--	Peak	299.00	200	Horizontal	N/A
3**	5788.000	97.37	-3.20	--	--	AV	299.00	200	Horizontal	N/A
4	7506.500	52.82	0.05	74.0	-21.18	Peak	39.00	100	Horizontal	Pass
4**	7506.500	43.82	0.05	54.0	-10.18	AV	39.00	100	Horizontal	Pass
5	12301.600	49.17	-2.45	74.0	-24.83	Peak	21.00	200	Horizontal	Pass
5**	12301.600	40.65	-2.45	54.0	-13.35	AV	21.00	200	Horizontal	Pass
6	16182.187	52.33	-0.45	74.0	-21.67	Peak	101.00	200	Horizontal	Pass
6**	16182.187	43.04	-0.45	54.0	-10.96	AV	101.00	200	Horizontal	Pass

11n20, U-NII-3, 1 GHz to 18 GHz, Middle Channel, ANT V

No.	Frequency (MHz)	Results (dBuV/m)	Factor (dB)	Limit (dBuV/m)	Over Limit (dB)	Detector	Table (Degree)	Height (cm)	Antenna	Verdict
1	1438.500	42.81	-17.40	74.0	-31.19	Peak	360.00	100	Vertical	Pass
1**	1438.500	31.45	-17.40	54.0	-22.55	AV	360.00	100	Vertical	Pass
2	4389.500	47.17	-4.20	74.0	-26.83	Peak	294.00	200	Vertical	Pass
2**	4389.500	38.03	-4.20	54.0	-15.97	AV	294.00	200	Vertical	Pass
3	5792.000	103.22	-3.29	--	--	Peak	2.00	200	Vertical	N/A
3**	5792.000	95.55	-3.29	--	--	AV	2.00	200	Vertical	N/A
4	7389.000	53.09	-0.76	74.0	-20.91	Peak	329.00	100	Vertical	Pass
4**	7389.000	41.96	-0.76	54.0	-12.04	AV	329.00	100	Vertical	Pass
5	12678.988	49.31	-2.32	74.0	-24.69	Peak	214.00	100	Vertical	Pass
5**	12678.988	40.77	-2.32	54.0	-13.23	AV	214.00	100	Vertical	Pass
6	16184.287	51.54	-0.45	74.0	-22.46	Peak	360.00	300	Vertical	Pass
6**	16184.287	43.50	-0.45	54.0	-10.50	AV	360.00	300	Vertical	Pass

11n20, U-NII-3, 1 GHz to 18 GHz, High Channel, ANT H

No.	Frequency (MHz)	Results (dBuV/m)	Factor (dB)	Limit (dBuV/m)	Over Limit (dB)	Detector	Table (Degree)	Height (cm)	Antenna	Verdict
1	1440.400	41.75	-17.30	74.0	-32.25	Peak	204.00	300	Horizontal	Pass
1**	1440.400	31.77	-17.30	54.0	-22.23	AV	204.00	300	Horizontal	Pass
2	4233.500	47.38	-5.11	74.0	-26.62	Peak	348.00	400	Horizontal	Pass
2**	4233.500	38.14	-5.11	54.0	-15.86	AV	348.00	400	Horizontal	Pass
3	5832.750	104.59	-2.76	--	--	Peak	61.00	150	Horizontal	N/A
3**	5832.750	97.78	-2.76	--	--	AV	61.00	150	Horizontal	N/A
4	7455.000	52.79	1.17	74.0	-21.21	Peak	165.00	100	Horizontal	Pass
4**	7455.000	44.02	1.17	54.0	-9.98	AV	165.00	100	Horizontal	Pass
5	11802.849	49.12	-3.52	74.0	-24.88	Peak	355.00	150	Horizontal	Pass
5**	11802.849	40.74	-3.52	54.0	-13.26	AV	355.00	150	Horizontal	Pass
6	15469.237	51.64	-0.41	74.0	-22.36	Peak	103.00	300	Horizontal	Pass
6**	15469.237	41.85	-0.41	54.0	-12.15	AV	103.00	300	Horizontal	Pass

11n20, U-NII-3, 1 GHz to 18 GHz, High Channel, ANT V

No.	Frequency (MHz)	Results (dBuV/m)	Factor (dB)	Limit (dBuV/m)	Over Limit (dB)	Detector	Table (Degree)	Height (cm)	Antenna	Verdict
1	1593.300	42.50	-17.58	74.0	-31.50	Peak	267.00	400	Vertical	Pass
1**	1593.300	36.18	-17.58	54.0	-17.82	AV	267.00	400	Vertical	Pass
2	4391.250	48.12	-4.44	74.0	-25.88	Peak	23.00	400	Vertical	Pass
2**	4391.250	37.72	-4.44	54.0	-16.28	AV	23.00	400	Vertical	Pass
3	5823.000	102.22	-3.10	--	--	Peak	0.00	200	Vertical	N/A
3**	5823.000	94.89	-3.10	--	--	AV	0.00	200	Vertical	N/A
4	7459.250	54.39	1.14	74.0	-19.61	Peak	171.00	300	Vertical	Pass
4**	7459.250	44.27	1.14	54.0	-9.73	AV	171.00	300	Vertical	Pass
5	12686.349	49.70	-2.33	74.0	-24.30	Peak	57.00	150	Vertical	Pass
5**	12686.349	40.08	-2.33	54.0	-13.92	AV	57.00	150	Vertical	Pass
6	16193.212	52.24	-0.44	74.0	-21.76	Peak	203.00	100	Vertical	Pass
6**	16193.212	43.12	-0.44	54.0	-10.88	AV	203.00	100	Vertical	Pass

11n40, U-NII-3, 1 GHz to 18 GHz, Low Channel, ANT H

No.	Frequency (MHz)	Results (dBuV/m)	Factor (dB)	Limit (dBuV/m)	Over Limit (dB)	Detector	Table (Degree)	Height (cm)	Antenna	Verdict
1	1439.000	41.23	-17.37	74.0	-32.77	Peak	200.00	100	Horizontal	Pass
1**	1439.000	30.72	-17.37	54.0	-23.28	AV	200.00	100	Horizontal	Pass
2	4305.000	47.67	-4.22	74.0	-26.33	Peak	112.00	300	Horizontal	Pass
2**	4305.000	39.27	-4.22	54.0	-14.73	AV	112.00	300	Horizontal	Pass
3	5749.250	100.39	-2.91	--	--	Peak	59.00	150	Horizontal	N/A
3**	5749.250	92.50	-2.91	--	--	AV	59.00	150	Horizontal	N/A
4	7454.500	52.76	1.17	74.0	-21.24	Peak	339.00	300	Horizontal	Pass
4**	7454.500	44.56	1.17	54.0	-9.44	AV	339.00	300	Horizontal	Pass
5	11860.563	48.92	-3.23	74.0	-25.08	Peak	189.00	200	Horizontal	Pass
5**	11860.563	39.30	-3.23	54.0	-14.70	AV	189.00	200	Horizontal	Pass
6	16171.688	52.27	-0.45	74.0	-21.73	Peak	224.00	200	Horizontal	Pass
6**	16171.688	43.05	-0.45	54.0	-10.95	AV	224.00	200	Horizontal	Pass

11n40, U-NII-3, 1 GHz to 18 GHz, Low Channel, ANT V

No.	Frequency (MHz)	Results (dBuV/m)	Factor (dB)	Limit (dBuV/m)	Over Limit (dB)	Detector	Table (Degree)	Height (cm)	Antenna	Verdict
1	1437.100	42.69	-17.41	74.0	-31.31	Peak	3.00	200	Vertical	Pass
1**	1437.100	32.33	-17.41	54.0	-21.67	AV	3.00	200	Vertical	Pass
2	4369.500	47.99	-4.21	74.0	-26.01	Peak	0.00	200	Vertical	Pass
2**	4369.500	38.92	-4.21	54.0	-15.08	AV	0.00	200	Vertical	Pass
3	5770.000	99.77	-2.27	--	--	Peak	360.00	150	Vertical	N/A
3**	5770.000	92.97	-2.27	--	--	AV	360.00	150	Vertical	N/A
4	7497.000	52.64	-0.36	74.0	-21.36	Peak	337.00	100	Vertical	Pass
4**	7497.000	43.79	-0.36	54.0	-10.21	AV	337.00	100	Vertical	Pass
5	11434.013	49.19	-3.98	74.0	-24.81	Peak	273.00	150	Vertical	Pass
5**	11434.013	40.02	-3.98	54.0	-13.98	AV	273.00	150	Vertical	Pass
6	16157.250	51.80	-0.46	74.0	-22.20	Peak	59.00	200	Vertical	Pass
6**	16157.250	42.28	-0.46	54.0	-11.72	AV	59.00	200	Vertical	Passw

11n40, U-NII-3, 1 GHz to 18 GHz, High Channel, ANT H

No.	Frequency (MHz)	Results (dBuV/m)	Factor (dB)	Limit (dBuV/m)	Over Limit (dB)	Detector	Table (Degree)	Height (cm)	Antenna	Verdict
1	1439.600	41.19	-17.34	74.0	-32.81	Peak	204.00	400	Horizontal	Pass
1**	1439.600	30.99	-17.34	54.0	-23.01	AV	204.00	400	Horizontal	Pass
2	4382.500	47.38	-3.95	74.0	-26.62	Peak	327.00	400	Horizontal	Pass
2**	4382.500	38.61	-3.95	54.0	-15.39	AV	327.00	400	Horizontal	Pass
3	5790.250	101.28	-3.32	--	--	Peak	66.00	150	Horizontal	N/A
3**	5790.250	93.91	-3.32	--	--	AV	66.00	150	Horizontal	N/A
4	7393.250	52.39	-0.38	74.0	-21.61	Peak	232.00	400	Horizontal	Pass
4**	7393.250	42.82	-0.38	54.0	-11.18	AV	232.00	400	Horizontal	Pass
5	12459.300	49.34	-2.21	74.0	-24.66	Peak	239.00	100	Horizontal	Pass
5**	12459.300	38.91	-2.21	54.0	-15.09	AV	239.00	100	Horizontal	Pass
6	15469.763	51.77	-0.42	74.0	-22.23	Peak	29.00	400	Horizontal	Pass
6**	15469.763	41.96	-0.42	54.0	-12.04	AV	29.00	400	Horizontal	Pass

11n40, U-NII-3, 1 GHz to 18 GHz, High Channel, ANT V

No.	Frequency (MHz)	Results (dBuV/m)	Factor (dB)	Limit (dBuV/m)	Over Limit (dB)	Detector	Table (Degree)	Height (cm)	Antenna	Verdict
1	1605.000	40.77	-17.39	74.0	-33.23	Peak	265.00	400	Vertical	Pass
1**	1605.000	33.38	-17.39	54.0	-20.62	AV	265.00	400	Vertical	Pass
2	4397.000	47.99	-4.66	74.0	-26.01	Peak	209.00	200	Vertical	Pass
2**	4397.000	37.71	-4.66	54.0	-16.29	AV	209.00	200	Vertical	Pass
3	5790.750	100.51	-3.34	--	--	Peak	0.00	100	Vertical	N/A
3**	5790.750	91.72	-3.34	--	--	AV	0.00	100	Vertical	N/A
4	7461.000	53.55	1.13	74.0	-20.45	Peak	200.00	100	Vertical	Pass
4**	7461.000	44.20	1.13	54.0	-9.80	AV	200.00	100	Vertical	Pass
5	12697.037	49.43	-2.33	74.0	-24.57	Peak	9.00	100	Vertical	Pass
5**	12697.037	40.63	-2.33	54.0	-13.37	AV	9.00	100	Vertical	Pass
6	16164.600	51.86	-0.46	74.0	-22.14	Peak	239.00	400	Vertical	Pass
6**	16164.600	42.93	-0.46	54.0	-11.07	AV	239.00	400	Vertical	Pass

11ac20, U-NII-3, 1 GHz to 18 GHz, Low Channel, ANT H

No.	Frequency (MHz)	Results (dBuV/m)	Factor (dB)	Limit (dBuV/m)	Over Limit (dB)	Detector	Table (Degree)	Height (cm)	Antenna	Verdict
1	1439.600	41.78	-17.34	74.0	-32.22	Peak	202.00	200	Horizontal	Pass
1**	1439.600	30.50	-17.34	54.0	-23.50	AV	202.00	200	Horizontal	Pass
2	4302.250	47.65	-4.41	74.0	-26.35	Peak	141.00	100	Horizontal	Pass
2**	4302.250	38.64	-4.41	54.0	-15.36	AV	141.00	100	Horizontal	Pass
3	5742.750	103.98	-3.06	--	--	Peak	63.00	150	Horizontal	N/A
3**	5742.750	95.91	-3.06	--	--	AV	63.00	150	Horizontal	N/A
4	7483.500	52.56	-0.25	74.0	-21.44	Peak	0.00	200	Horizontal	Pass
4**	7483.500	42.66	-0.25	54.0	-11.34	AV	0.00	200	Horizontal	Pass
5	11786.225	49.76	-3.66	74.0	-24.24	Peak	189.00	100	Horizontal	Pass
5**	11786.225	39.60	-3.66	54.0	-14.40	AV	189.00	100	Horizontal	Pass
6	16189.537	51.63	-0.44	74.0	-22.37	Peak	0.00	200	Horizontal	Pass
6**	16189.537	43.32	-0.44	54.0	-10.68	AV	0.00	200	Horizontal	Pass

11ac20, U-NII-3, 1 GHz to 18 GHz, Low Channel, ANT V

No.	Frequency (MHz)	Results (dBuV/m)	Factor (dB)	Limit (dBuV/m)	Over Limit (dB)	Detector	Table (Degree)	Height (cm)	Antenna	Verdict
1	1604.800	42.57	-17.39	74.0	-31.43	Peak	172.00	200	Vertical	Pass
1**	1604.800	36.52	-17.39	54.0	-17.48	AV	172.00	200	Vertical	Pass
2	4291.250	48.05	-4.67	74.0	-25.95	Peak	182.00	300	Vertical	Pass
2**	4291.250	38.21	-4.67	54.0	-15.79	AV	182.00	300	Vertical	Pass
3	5742.250	102.01	-3.09	--	--	Peak	15.00	150	Vertical	N/A
3**	5742.250	94.17	-3.09	--	--	AV	15.00	150	Vertical	N/A
4	7454.750	52.88	1.18	74.0	-21.12	Peak	98.00	300	Vertical	Pass
4**	7454.750	43.34	1.18	54.0	-10.66	AV	98.00	300	Vertical	Pass
5	12696.563	49.69	-2.33	74.0	-24.31	Peak	289.00	150	Vertical	Pass
5**	12696.563	40.56	-2.33	54.0	-13.44	AV	289.00	150	Vertical	Pass
6	16143.600	52.37	-0.53	74.0	-21.63	Peak	290.00	400	Vertical	Pass
6**	16143.600	42.44	-0.53	54.0	-11.56	AV	290.00	400	Vertical	Pass

11ac20, U-NII-3, 1 GHz to 18 GHz, Middle Channel, ANT H

No.	Frequency (MHz)	Results (dBuV/m)	Factor (dB)	Limit (dBuV/m)	Over Limit (dB)	Detector	Table (Degree)	Height (cm)	Antenna	Verdict
1	1437.900	42.40	-17.40	74.0	-31.60	Peak	326.00	200	Horizontal	Pass
1**	1437.900	30.29	-17.40	54.0	-23.71	AV	326.00	200	Horizontal	Pass
2	4282.750	47.88	-4.89	74.0	-26.12	Peak	156.00	200	Horizontal	Pass
2**	4282.750	38.18	-4.89	54.0	-15.82	AV	156.00	200	Horizontal	Pass
3	5777.250	105.11	-2.72	--	--	Peak	295.00	200	Horizontal	N/A
3**	5777.250	97.70	-2.72	--	--	AV	295.00	200	Horizontal	N/A
4	7524.500	52.91	0.87	74.0	-21.09	Peak	208.00	200	Horizontal	Pass
4**	7524.500	42.82	0.87	54.0	-11.18	AV	208.00	200	Horizontal	Pass
5	12652.387	49.70	-2.30	74.0	-24.30	Peak	45.00	200	Horizontal	Pass
5**	12652.387	39.94	-2.30	54.0	-14.06	AV	45.00	200	Horizontal	Pass
6	16165.650	52.22	-0.46	74.0	-21.78	Peak	247.00	300	Horizontal	Pass
6**	16165.650	42.40	-0.46	54.0	-11.60	AV	247.00	300	Horizontal	Pass

11ac20, U-NII-3, 1 GHz to 18 GHz, Middle Channel, ANT V

No.	Frequency (MHz)	Results (dBuV/m)	Factor (dB)	Limit (dBuV/m)	Over Limit (dB)	Detector	Table (Degree)	Height (cm)	Antenna	Verdict
1	1604.900	43.80	-17.39	74.0	-30.20	Peak	184.00	400	Vertical	Pass
1**	1604.900	35.98	-17.39	54.0	-18.02	AV	184.00	400	Vertical	Pass
2	3600.250	47.28	-7.42	74.0	-26.72	Peak	217.00	400	Vertical	Pass
2**	3600.250	39.07	-7.42	54.0	-14.93	AV	217.00	400	Vertical	Pass
3	5787.500	103.82	-3.17	--	--	Peak	0.00	200	Vertical	N/A
3**	5787.500	96.26	-3.17	--	--	AV	0.00	200	Vertical	N/A
4	7699.000	52.83	1.76	74.0	-21.17	Peak	200.00	300	Vertical	Pass
4**	7699.000	42.19	1.76	54.0	-11.81	AV	200.00	300	Vertical	Pass
5	12678.513	50.03	-2.32	74.0	-23.97	Peak	67.00	150	Vertical	Pass
5**	12678.513	40.87	-2.32	54.0	-13.13	AV	67.00	150	Vertical	Pass
6	16169.062	52.20	-0.46	74.0	-21.80	Peak	0.00	300	Vertical	Pass
6**	16169.062	42.85	-0.46	54.0	-11.15	AV	0.00	300	Vertical	Pass

11ac20, U-NII-3, 1 GHz to 18 GHz, High Channel, ANT H

No.	Frequency (MHz)	Results (dBuV/m)	Factor (dB)	Limit (dBuV/m)	Over Limit (dB)	Detector	Table (Degree)	Height (cm)	Antenna	Verdict
1	1437.800	42.31	-17.40	74.0	-31.69	Peak	327.00	100	Horizontal	Pass
1**	1437.800	30.38	-17.40	54.0	-23.62	AV	327.00	100	Horizontal	Pass
2	4398.000	47.46	-4.64	74.0	-26.54	Peak	287.00	400	Horizontal	Pass
2**	4398.000	37.98	-4.64	54.0	-16.02	AV	287.00	400	Horizontal	Pass
3	5817.750	104.14	-2.95	--	--	Peak	287.00	200	Horizontal	N/A
3**	5817.750	97.70	-2.95	--	--	AV	287.00	200	Horizontal	N/A
4	7454.750	52.69	1.18	74.0	-21.31	Peak	182.00	200	Horizontal	Pass
4**	7454.750	44.21	1.18	54.0	-9.79	AV	182.00	200	Horizontal	Pass
5	12683.025	49.62	-2.32	74.0	-24.38	Peak	9.00	100	Horizontal	Pass
5**	12683.025	40.17	-2.32	54.0	-13.83	AV	9.00	100	Horizontal	Pass
6	16188.488	51.28	-0.44	74.0	-22.72	Peak	268.00	300	Horizontal	Pass
6**	16188.488	43.05	-0.44	54.0	-10.95	AV	268.00	300	Horizontal	Pass

11ac20, U-NII-3, 1 GHz to 18 GHz, High Channel, ANT V

No.	Frequency (MHz)	Results (dBuV/m)	Factor (dB)	Limit (dBuV/m)	Over Limit (dB)	Detector	Table (Degree)	Height (cm)	Antenna	Verdict
1	1593.300	42.66	-17.58	74.0	-31.34	Peak	168.00	200	Vertical	Pass
1**	1593.300	36.19	-17.58	54.0	-17.81	AV	168.00	200	Vertical	Pass
2	4379.250	48.32	-3.97	74.0	-25.68	Peak	158.00	400	Vertical	Pass
2**	4379.250	38.52	-3.97	54.0	-15.48	AV	158.00	400	Vertical	Pass
3	5832.000	103.43	-2.83	--	--	Peak	356.00	150	Vertical	N/A
3**	5832.000	95.36	-2.83	--	--	AV	356.00	150	Vertical	N/A
4	7457.000	52.80	1.14	74.0	-21.20	Peak	149.00	200	Vertical	Pass
4**	7457.000	44.11	1.14	54.0	-9.89	AV	149.00	200	Vertical	Pass
5	11798.575	49.77	-3.55	74.0	-24.23	Peak	357.00	200	Vertical	Pass
5**	11798.575	40.47	-3.55	54.0	-13.53	AV	357.00	200	Vertical	Pass
6	15798.938	51.70	-0.72	74.0	-22.30	Peak	351.00	100	Vertical	Pass
6**	15798.938	41.39	-0.72	54.0	-12.61	AV	351.00	100	Vertical	Pass

11ac40, U-NII-3, 1 GHz to 18 GHz, Low Channel, ANT H

No.	Frequency (MHz)	Results (dBuV/m)	Factor (dB)	Limit (dBuV/m)	Over Limit (dB)	Detector	Table (Degree)	Height (cm)	Antenna	Verdict
1	1438.500	38.64	-17.40	74.0	-35.36	Peak	312.00	300	Horizontal	Pass
1**	1438.500	28.91	-17.40	54.0	-25.09	AV	312.00	300	Horizontal	Pass
2	4260.250	47.99	-4.47	74.0	-26.01	Peak	107.00	400	Horizontal	Pass
2**	4260.250	39.73	-4.47	54.0	-14.27	AV	107.00	400	Horizontal	Pass
3	5759.500	102.60	-2.36	--	--	Peak	64.00	150	Horizontal	N/A
3**	5759.500	94.52	-2.36	--	--	AV	64.00	150	Horizontal	N/A
4	7457.750	53.30	1.14	74.0	-20.70	Peak	124.00	100	Horizontal	Pass
4**	7457.750	44.23	1.14	54.0	-9.77	AV	124.00	100	Horizontal	Pass
5	11783.612	48.97	-3.68	74.0	-25.03	Peak	8.00	100	Horizontal	Pass
5**	11783.612	40.37	-3.68	54.0	-13.63	AV	8.00	100	Horizontal	Pass
6	16174.838	51.36	-0.45	74.0	-22.64	Peak	166.00	300	Horizontal	Pass
6**	16174.838	42.75	-0.45	54.0	-11.25	AV	166.00	300	Horizontal	Pass

11ac40, U-NII-3, 1 GHz to 18 GHz, Low Channel, ANT V

No.	Frequency (MHz)	Results (dBuV/m)	Factor (dB)	Limit (dBuV/m)	Over Limit (dB)	Detector	Table (Degree)	Height (cm)	Antenna	Verdict
1	1605.000	40.72	-17.39	74.0	-33.28	Peak	174.00	400	Vertical	Pass
1**	1605.000	32.75	-17.39	54.0	-21.25	AV	174.00	400	Vertical	Pass
2	4262.500	48.26	-4.58	74.0	-25.74	Peak	0.00	400	Vertical	Pass
2**	4262.500	39.08	-4.58	54.0	-14.92	AV	0.00	400	Vertical	Pass
3	5769.250	101.86	-2.21	--	--	Peak	348.00	100	Vertical	N/A
3**	5769.250	93.89	-2.21	--	--	AV	348.00	100	Vertical	N/A
4	7460.250	52.62	1.14	74.0	-21.38	Peak	114.00	200	Vertical	Pass
4**	7460.250	45.01	1.14	54.0	-8.99	AV	114.00	200	Vertical	Pass
5	12425.575	49.19	-2.52	74.0	-24.81	Peak	360.00	150	Vertical	Pass
5**	12425.575	40.61	-2.52	54.0	-13.39	AV	360.00	150	Vertical	Pass
6	16154.625	52.04	-0.47	74.0	-21.96	Peak	164.00	300	Vertical	Pass
6**	16154.625	43.06	-0.47	54.0	-10.94	AV	164.00	300	Vertical	Pass

11ac40, U-NII-3, 1 GHz to 18 GHz, High Channel, ANT H

No.	Frequency (MHz)	Results (dBuV/m)	Factor (dB)	Limit (dBuV/m)	Over Limit (dB)	Detector	Table (Degree)	Height (cm)	Antenna	Verdict
1	1440.500	40.79	-17.29	74.0	-33.21	Peak	317.00	100	Horizontal	Pass
1**	1440.500	31.00	-17.29	54.0	-23.00	AV	317.00	100	Horizontal	Pass
2	4309.250	48.10	-4.29	74.0	-25.90	Peak	98.00	400	Horizontal	Pass
2**	4309.250	38.02	-4.29	54.0	-15.98	AV	98.00	400	Horizontal	Pass
3	5809.500	102.10	-3.09	--	--	Peak	288.00	150	Horizontal	N/A
3**	5809.500	95.38	-3.09	--	--	AV	288.00	150	Horizontal	N/A
4	7687.250	52.65	1.52	74.0	-21.35	Peak	56.00	400	Horizontal	Pass
4**	7687.250	43.18	1.52	54.0	-10.82	AV	56.00	400	Horizontal	Pass
5	12699.412	49.25	-2.34	74.0	-24.75	Peak	140.00	100	Horizontal	Pass
5**	12699.412	40.53	-2.34	54.0	-13.47	AV	140.00	100	Horizontal	Pass
6	16176.412	52.70	-0.45	74.0	-21.30	Peak	302.00	200	Horizontal	Pass
6**	16176.412	42.65	-0.45	54.0	-11.35	AV	302.00	200	Horizontal	Pass

11ac40, U-NII-3, 1 GHz to 18 GHz, High Channel, ANT V

No.	Frequency (MHz)	Results (dBuV/m)	Factor (dB)	Limit (dBuV/m)	Over Limit (dB)	Detector	Table (Degree)	Height (cm)	Antenna	Verdict
1	1537.600	40.26	-17.84	74.0	-33.74	Peak	141.00	400	Vertical	Pass
1**	1537.600	34.29	-17.84	54.0	-19.71	AV	141.00	400	Vertical	Pass
2	4383.750	48.62	-3.94	74.0	-25.38	Peak	246.00	100	Vertical	Pass
2**	4383.750	38.71	-3.94	54.0	-15.29	AV	246.00	100	Vertical	Pass
3	5801.000	101.66	-3.29	--	--	Peak	12.00	200	Vertical	N/A
3**	5801.000	94.06	-3.29	--	--	AV	12.00	200	Vertical	N/A
4	7467.000	52.69	0.89	74.0	-21.31	Peak	360.00	300	Vertical	Pass
4**	7467.000	44.88	0.89	54.0	-9.12	AV	360.00	300	Vertical	Pass
5	12636.000	49.52	-2.39	74.0	-24.48	Peak	112.00	200	Vertical	Pass
5**	12636.000	39.27	-2.39	54.0	-14.73	AV	112.00	200	Vertical	Pass
6	16174.576	51.90	-0.45	74.0	-22.10	Peak	145.00	400	Vertical	Pass
6**	16174.576	42.75	-0.45	54.0	-11.25	AV	145.00	400	Vertical	Pass

11ac80, U-NII-3, 1 GHz to 18 GHz, Middle Channel, ANT H

No.	Frequency (MHz)	Results (dBuV/m)	Factor (dB)	Limit (dBuV/m)	Over Limit (dB)	Detector	Table (Degree)	Height (cm)	Antenna	Verdict
1	1439.600	40.49	-17.34	74.0	-33.51	Peak	343.00	100	Horizontal	Pass
1**	1439.600	30.67	-17.34	54.0	-23.33	AV	343.00	100	Horizontal	Pass
2	4389.750	47.39	-4.24	74.0	-26.61	Peak	77.00	400	Horizontal	Pass
2**	4389.750	38.85	-4.24	54.0	-15.15	AV	77.00	400	Horizontal	Pass
3	5807.750	98.96	-3.16	--	--	Peak	295.00	100	Horizontal	N/A
3**	5807.750	91.43	-3.16	--	--	AV	295.00	100	Horizontal	N/A
4	7496.500	52.89	-0.36	74.0	-21.11	Peak	182.00	400	Horizontal	Pass
4**	7496.500	43.40	-0.36	54.0	-10.60	AV	182.00	400	Horizontal	Pass
5	11781.713	49.66	-3.70	74.0	-24.34	Peak	201.00	100	Horizontal	Pass
5**	11781.713	39.53	-3.70	54.0	-14.47	AV	201.00	100	Horizontal	Pass
6	16146.487	51.16	-0.50	74.0	-22.84	Peak	236.00	300	Horizontal	Pass
6**	16146.487	42.04	-0.50	54.0	-11.96	AV	236.00	300	Horizontal	Pass

11ac80, U-NII-3, 1 GHz to 18 GHz, Middle Channel, ANT V

No.	Frequency (MHz)	Results (dBuV/m)	Factor (dB)	Limit (dBuV/m)	Over Limit (dB)	Detector	Table (Degree)	Height (cm)	Antenna	Verdict
1	1554.100	40.69	-17.93	74.0	-33.31	Peak	166.00	100	Vertical	Pass
1**	1554.100	32.27	-17.93	54.0	-21.73	AV	166.00	100	Vertical	Pass
2	4254.000	47.99	-4.88	74.0	-26.01	Peak	99.00	400	Vertical	Pass
2**	4254.000	38.43	-4.88	54.0	-15.57	AV	99.00	400	Vertical	Pass
3	5803.000	98.19	-3.05	--	--	Peak	360.00	100	Vertical	N/A
3**	5803.000	90.55	-3.05	--	--	AV	360.00	100	Vertical	N/A
4	7460.000	53.28	1.14	74.0	-20.72	Peak	301.00	400	Vertical	Pass
4**	7460.000	44.80	1.14	54.0	-9.20	AV	301.00	400	Vertical	Pass
5	12206.838	49.40	-2.98	74.0	-24.60	Peak	183.00	100	Vertical	Pass
5**	12206.838	39.31	-2.98	54.0	-14.69	AV	183.00	100	Vertical	Pass
6	16174.838	52.37	-0.45	74.0	-21.63	Peak	363.00	300	Vertical	Pass
6**	16174.838	43.05	-0.45	54.0	-10.95	AV	363.00	300	Vertical	Pass

11ax20(SU), U-NII-3, 1 GHz to 18 GHz, Low Channel, ANT H

No.	Frequency (MHz)	Results (dBuV/m)	Factor (dB)	Limit (dBuV/m)	Over Limit (dB)	Detector	Table (Degree)	Height (cm)	Antenna	Verdict
1	1439.200	42.53	-17.36	74.0	-31.47	Peak	326.00	300	Horizontal	Pass
1**	1439.200	31.36	-17.36	54.0	-22.64	AV	326.00	300	Horizontal	Pass
2	4267.250	46.94	-4.61	74.0	-27.06	Peak	46.00	200	Horizontal	Pass
2**	4267.250	37.85	-4.61	54.0	-16.15	AV	46.00	200	Horizontal	Pass
3	5742.750	104.39	-3.06	--	--	Peak	82.00	200	Horizontal	N/A
3**	5742.750	95.86	-3.06	--	--	AV	82.00	200	Horizontal	N/A
4	7514.000	52.69	0.75	74.0	-21.31	Peak	12.00	400	Horizontal	Pass
4**	7514.000	43.31	0.75	54.0	-10.69	AV	12.00	400	Horizontal	Pass
5	12426.762	49.88	-2.51	74.0	-24.12	Peak	145.00	200	Horizontal	Pass
5**	12426.762	39.59	-2.51	54.0	-14.41	AV	145.00	200	Horizontal	Pass
6	16174.838	51.32	-0.45	74.0	-22.68	Peak	110.00	200	Horizontal	Pass
6**	16174.838	43.15	-0.45	54.0	-10.85	AV	110.00	200	Horizontal	Pass

11ax20(SU), U-NII-3, 1 GHz to 18 GHz, Low Channel, ANT V

No.	Frequency (MHz)	Results (dBuV/m)	Factor (dB)	Limit (dBuV/m)	Over Limit (dB)	Detector	Table (Degree)	Height (cm)	Antenna	Verdict
1	1478.300	41.62	-17.36	74.0	-32.38	Peak	1.00	150	Vertical	Pass
1**	1478.300	33.66	-17.36	54.0	-20.34	AV	1.00	150	Vertical	Pass
2	4311.500	47.28	-4.28	74.0	-26.72	Peak	178.00	400	Vertical	Pass
2**	4311.500	39.51	-4.28	54.0	-14.49	AV	178.00	400	Vertical	Pass
3	5737.000	102.44	-3.17	--	--	Peak	13.00	100	Vertical	N/A
3**	5737.000	94.25	-3.17	--	--	AV	13.00	100	Vertical	N/A
4	7720.750	52.60	0.72	74.0	-21.40	Peak	247.00	200	Vertical	Pass
4**	7720.750	42.95	0.72	54.0	-11.05	AV	247.00	200	Vertical	Pass
5	12456.925	49.04	-2.20	74.0	-24.96	Peak	339.00	200	Vertical	Pass
5**	12456.925	39.35	-2.20	54.0	-14.65	AV	339.00	200	Vertical	Pass
6	15845.137	50.93	-0.76	74.0	-23.07	Peak	7.00	150	Vertical	Pass
6**	15845.137	41.41	-0.76	54.0	-12.59	AV	7.00	150	Vertical	Pass

11ax20(SU), U-NII-3, 1 GHz to 18 GHz, Middle Channel, ANT H

No.	Frequency (MHz)	Results (dBuV/m)	Factor (dB)	Limit (dBuV/m)	Over Limit (dB)	Detector	Table (Degree)	Height (cm)	Antenna	Verdict
1	1439.400	42.99	-17.35	74.0	-31.01	Peak	317.00	100	Horizontal	Pass
1**	1439.400	30.85	-17.35	54.0	-23.15	AV	317.00	100	Horizontal	Pass
2	4258.750	47.26	-4.55	74.0	-26.74	Peak	276.00	300	Horizontal	Pass
2**	4258.750	38.30	-4.55	54.0	-15.70	AV	276.00	300	Horizontal	Pass
3	5783.000	105.88	-3.17	--	--	Peak	293.00	100	Horizontal	N/A
3**	5783.000	97.42	-3.17	--	--	AV	293.00	100	Horizontal	N/A
4	7733.250	52.59	-0.29	74.0	-21.41	Peak	31.00	300	Horizontal	Pass
4**	7733.250	42.82	-0.29	54.0	-11.18	AV	31.00	300	Horizontal	Pass
5	12444.575	48.90	-2.23	74.0	-25.10	Peak	312.00	100	Horizontal	Pass
5**	12444.575	40.86	-2.23	54.0	-13.14	AV	312.00	100	Horizontal	Pass
6	16027.575	52.05	-0.12	74.0	-21.95	Peak	199.00	300	Horizontal	Pass
6**	16027.575	42.03	-0.12	54.0	-11.97	AV	199.00	300	Horizontal	Pass

11ax20(SU), U-NII-3, 1 GHz to 18 GHz, Middle Channel, ANT V

No.	Frequency (MHz)	Results (dBuV/m)	Factor (dB)	Limit (dBuV/m)	Over Limit (dB)	Detector	Table (Degree)	Height (cm)	Antenna	Verdict
1	1554.500	42.26	-17.95	74.0	-31.74	Peak	170.00	100	Vertical	Pass
1**	1554.500	33.58	-17.95	54.0	-20.42	AV	170.00	100	Vertical	Pass
2	4303.250	48.14	-4.30	74.0	-25.86	Peak	144.00	300	Vertical	Pass
2**	4303.250	38.22	-4.30	54.0	-15.78	AV	144.00	300	Vertical	Pass
3	5782.250	103.19	-3.16	--	--	Peak	352.00	200	Vertical	N/A
3**	5782.250	94.22	-3.16	--	--	AV	352.00	200	Vertical	N/A
4	7509.000	52.52	0.47	74.0	-21.48	Peak	288.00	200	Vertical	Pass
4**	7509.000	43.65	0.47	54.0	-10.35	AV	288.00	200	Vertical	Pass
5	11369.888	49.13	-4.38	74.0	-24.87	Peak	57.00	200	Vertical	Pass
5**	11369.888	39.37	-4.38	54.0	-14.63	AV	57.00	200	Vertical	Pass
6	16041.487	51.58	-0.11	74.0	-22.42	Peak	87.00	200	Vertical	Pass
6**	16041.487	40.99	-0.11	54.0	-13.01	AV	87.00	200	Vertical	Pass

11ax20(SU), U-NII-3, 1 GHz to 18 GHz, High Channel, ANT H

No.	Frequency (MHz)	Results (dBuV/m)	Factor (dB)	Limit (dBuV/m)	Over Limit (dB)	Detector	Table (Degree)	Height (cm)	Antenna	Verdict
1	1439.000	40.14	-17.37	74.0	-33.86	Peak	314.00	100	Horizontal	Pass
1**	1439.000	28.40	-17.37	54.0	-25.60	AV	314.00	100	Horizontal	Pass
2	4286.750	47.31	-4.55	74.0	-26.69	Peak	172.00	300	Horizontal	Pass
2**	4286.750	38.20	-4.55	54.0	-15.80	AV	172.00	300	Horizontal	Pass
3	5822.000	106.04	-3.02	--	--	Peak	287.00	100	Horizontal	N/A
3**	5822.000	96.79	-3.02	--	--	AV	287.00	100	Horizontal	N/A
4	7463.250	52.26	1.04	74.0	-21.74	Peak	360.00	100	Horizontal	Pass
4**	7463.250	44.00	1.04	54.0	-10.00	AV	360.00	100	Horizontal	Pass
5	12451.463	49.11	-2.16	74.0	-24.89	Peak	181.00	100	Horizontal	Pass
5**	12451.463	39.39	-2.16	54.0	-14.61	AV	181.00	100	Horizontal	Pass
6	16040.175	51.74	-0.11	74.0	-22.26	Peak	302.00	150	Horizontal	Pass
6**	16040.175	41.83	-0.11	54.0	-12.17	AV	302.00	150	Horizontal	Pass

11ax20(SU), U-NII-3, 1 GHz to 18 GHz, High Channel, ANT V

No.	Frequency (MHz)	Results (dBuV/m)	Factor (dB)	Limit (dBuV/m)	Over Limit (dB)	Detector	Table (Degree)	Height (cm)	Antenna	Verdict
1	1441.300	41.60	-17.27	74.0	-32.40	Peak	351.00	300	Vertical	Pass
1**	1441.300	34.51	-17.27	54.0	-19.49	AV	351.00	300	Vertical	Pass
2	4197.000	46.85	-5.41	74.0	-27.15	Peak	126.00	150	Vertical	Pass
2**	4197.000	36.92	-5.41	54.0	-17.08	AV	126.00	150	Vertical	Pass
3	5833.250	102.10	-2.73	--	--	Peak	339.00	100	Vertical	N/A
3**	5833.250	94.37	-2.73	--	--	AV	339.00	100	Vertical	N/A
4	7656.500	52.35	-0.07	74.0	-21.65	Peak	180.00	300	Vertical	Pass
4**	7656.500	42.59	-0.07	54.0	-11.41	AV	180.00	300	Vertical	Pass
5	11781.238	49.32	-3.70	74.0	-24.68	Peak	80.00	100	Vertical	Pass
5**	11781.238	40.45	-3.70	54.0	-13.55	AV	80.00	100	Vertical	Pass
6	16168.800	52.14	-0.46	74.0	-21.86	Peak	111.00	300	Vertical	Pass
6**	16168.800	43.54	-0.46	54.0	-10.46	AV	111.00	300	Vertical	Pass

11ax40(SU), U-NII-3, 1 GHz to 18 GHz, Low Channel, ANT H

No.	Frequency (MHz)	Results (dBuV/m)	Factor (dB)	Limit (dBuV/m)	Over Limit (dB)	Detector	Table (Degree)	Height (cm)	Antenna	Verdict
1	1439.600	41.70	-17.34	74.0	-32.30	Peak	260.00	300	Horizontal	Pass
1**	1439.600	32.34	-17.34	54.0	-21.66	AV	260.00	300	Horizontal	Pass
2	4377.000	47.07	-3.97	74.0	-26.93	Peak	304.00	400	Horizontal	Pass
2**	4377.000	37.49	-3.97	54.0	-16.51	AV	304.00	400	Horizontal	Pass
3	5758.500	102.50	-2.41	--	--	Peak	77.00	200	Horizontal	N/A
3**	5758.500	93.94	-2.41	--	--	AV	77.00	200	Horizontal	N/A
4	7464.500	52.75	0.86	74.0	-21.25	Peak	361.00	300	Horizontal	Pass
4**	7464.500	43.48	0.86	54.0	-10.52	AV	361.00	300	Horizontal	Pass
5	12691.812	49.48	-2.33	74.0	-24.52	Peak	251.00	150	Horizontal	Pass
5**	12691.812	39.70	-2.33	54.0	-14.30	AV	251.00	150	Horizontal	Pass
6	16169.588	51.51	-0.46	74.0	-22.49	Peak	28.00	200	Horizontal	Pass
6**	16169.588	41.97	-0.46	54.0	-12.03	AV	28.00	200	Horizontal	Pass

11ax40(SU), U-NII-3, 1 GHz to 18 GHz, Low Channel, ANT V

No.	Frequency (MHz)	Results (dBuV/m)	Factor (dB)	Limit (dBuV/m)	Over Limit (dB)	Detector	Table (Degree)	Height (cm)	Antenna	Verdict
1	1440.800	42.17	-17.27	74.0	-31.83	Peak	342.00	200	Vertical	Pass
1**	1440.800	33.57	-17.27	54.0	-20.43	AV	342.00	200	Vertical	Pass
2	4313.500	47.21	-4.34	74.0	-26.79	Peak	102.00	100	Vertical	Pass
2**	4313.500	38.32	-4.34	54.0	-15.68	AV	102.00	100	Vertical	Pass
3	5768.750	100.49	-2.19	--	--	Peak	339.00	150	Vertical	N/A
3**	5768.750	91.32	-2.19	--	--	AV	339.00	150	Vertical	N/A
4	7585.500	52.10	0.01	74.0	-21.90	Peak	233.00	100	Vertical	Pass
4**	7585.500	42.62	0.01	54.0	-11.38	AV	233.00	100	Vertical	Pass
5	11450.637	49.10	-3.88	74.0	-24.90	Peak	31.00	150	Vertical	Pass
5**	11450.637	39.00	-3.88	54.0	-15.00	AV	31.00	150	Vertical	Pass
6	15828.600	50.62	-0.74	74.0	-23.38	Peak	302.00	150	Vertical	Pass
6**	15828.600	42.49	-0.74	54.0	-11.51	AV	302.00	150	Vertical	Pass

11ax40(SU), U-NII-3, 1 GHz to 18 GHz, High Channel, ANT H

No.	Frequency (MHz)	Results (dBuV/m)	Factor (dB)	Limit (dBuV/m)	Over Limit (dB)	Detector	Table (Degree)	Height (cm)	Antenna	Verdict
1	1441.900	41.83	-17.26	74.0	-32.17	Peak	316.00	100	Horizontal	Pass
1**	1441.900	31.08	-17.26	54.0	-22.92	AV	316.00	100	Horizontal	Pass
2	4337.000	47.43	-4.67	74.0	-26.57	Peak	235.00	300	Horizontal	Pass
2**	4337.000	37.91	-4.67	54.0	-16.09	AV	235.00	300	Horizontal	Pass
3	5791.500	103.12	-3.31	--	--	Peak	129.00	200	Horizontal	N/A
3**	5791.500	95.81	-3.31	--	--	AV	129.00	200	Horizontal	N/A
4	7460.500	53.59	1.14	74.0	-20.41	Peak	172.00	200	Horizontal	Pass
4**	7460.500	44.12	1.14	54.0	-9.88	AV	172.00	200	Horizontal	Pass
5	12613.437	49.20	-2.53	74.0	-24.80	Peak	56.00	100	Horizontal	Pass
5**	12613.437	38.76	-2.53	54.0	-15.24	AV	56.00	100	Horizontal	Pass
6	15814.162	50.34	-0.73	74.0	-23.66	Peak	114.00	150	Horizontal	Pass
6**	15814.162	41.88	-0.73	54.0	-12.12	AV	114.00	150	Horizontal	Pass

11ax40(SU), U-NII-3, 1 GHz to 18 GHz, High Channel, ANT V

No.	Frequency (MHz)	Results (dBuV/m)	Factor (dB)	Limit (dBuV/m)	Over Limit (dB)	Detector	Table (Degree)	Height (cm)	Antenna	Verdict
1	1442.200	41.48	-17.25	74.0	-32.52	Peak	14.00	400	Vertical	Pass
1**	1442.200	32.74	-17.25	54.0	-21.26	AV	14.00	400	Vertical	Pass
2	4358.500	47.18	-4.11	74.0	-26.82	Peak	33.00	400	Vertical	Pass
2**	4358.500	38.66	-4.11	54.0	-15.34	AV	33.00	400	Vertical	Pass
3	5785.750	99.58	-3.13	--	--	Peak	348.00	100	Vertical	N/A
3**	5785.750	91.05	-3.13	--	--	AV	348.00	100	Vertical	N/A
4	7461.250	52.75	1.13	74.0	-21.25	Peak	33.00	200	Vertical	Pass
4**	7461.250	44.07	1.13	54.0	-9.93	AV	33.00	200	Vertical	Pass
5	12428.900	48.91	-2.47	74.0	-25.09	Peak	131.00	150	Vertical	Pass
5**	12428.900	39.77	-2.47	54.0	-14.23	AV	131.00	150	Vertical	Pass
6	16052.513	51.72	-0.14	74.0	-22.28	Peak	211.00	100	Vertical	Pass
6**	16052.513	41.81	-0.14	54.0	-12.19	AV	211.00	100	Vertical	Pass

11ax80(SU), U-NII-3, 1 GHz to 18 GHz, Middle Channel, ANT H

No.	Frequency (MHz)	Results (dBuV/m)	Factor (dB)	Limit (dBuV/m)	Over Limit (dB)	Detector	Table (Degree)	Height (cm)	Antenna	Verdict
1	1438.100	42.05	-17.40	74.0	-31.95	Peak	311.00	100	Horizontal	Pass
1**	1438.100	29.84	-17.40	54.0	-24.16	AV	311.00	100	Horizontal	Pass
2	4352.500	47.70	-4.47	74.0	-26.30	Peak	165.00	300	Horizontal	Pass
2**	4352.500	38.87	-4.47	54.0	-15.13	AV	165.00	300	Horizontal	Pass
3	5803.500	100.52	-3.00	--	--	Peak	283.00	150	Horizontal	N/A
3**	5803.500	92.10	-3.00	--	--	AV	283.00	150	Horizontal	N/A
4	7456.250	53.50	1.14	74.0	-20.50	Peak	219.00	400	Horizontal	Pass
4**	7456.250	43.21	1.14	54.0	-10.79	AV	219.00	400	Horizontal	Pass
5	12428.900	49.81	-2.47	74.0	-24.19	Peak	352.00	100	Horizontal	Pass
5**	12428.900	40.08	-2.47	54.0	-13.92	AV	352.00	100	Horizontal	Pass
6	16166.175	51.42	-0.46	74.0	-22.58	Peak	289.00	200	Horizontal	Pass
6**	16166.175	42.50	-0.46	54.0	-11.50	AV	289.00	200	Horizontal	Pass

11ax80(SU), U-NII-3, 1 GHz to 18 GHz, Middle Channel, ANT V

No.	Frequency (MHz)	Results (dBuV/m)	Factor (dB)	Limit (dBuV/m)	Over Limit (dB)	Detector	Table (Degree)	Height (cm)	Antenna	Verdict
1	1554.400	41.81	-17.94	74.0	-32.19	Peak	152.00	100	Vertical	Pass
1**	1554.400	35.18	-17.94	54.0	-18.82	AV	152.00	100	Vertical	Pass
2	4304.750	47.27	-4.23	74.0	-26.73	Peak	241.00	400	Vertical	Pass
2**	4304.750	38.12	-4.23	54.0	-15.88	AV	241.00	400	Vertical	Pass
3	5783.750	97.15	-3.19	--	--	Peak	338.00	200	Vertical	N/A
3**	5783.750	89.33	-3.19	--	--	AV	338.00	200	Vertical	N/A
4	7454.500	52.77	1.17	74.0	-21.23	Peak	75.00	300	Vertical	Pass
4**	7454.500	44.62	1.17	54.0	-9.38	AV	75.00	300	Vertical	Pass
5	12424.150	48.58	-2.55	74.0	-25.42	Peak	105.00	150	Vertical	Pass
5**	12424.150	40.14	-2.55	54.0	-13.86	AV	105.00	150	Vertical	Pass
6	15850.912	50.71	-0.77	74.0	-23.29	Peak	0.00	150	Vertical	Pass
6**	15850.912	40.89	-0.77	54.0	-13.11	AV	0.00	150	Vertical	Pass

MIMO

11n20, U-NII-1, 1 GHz to 18 GHz, Low Channel, ANT H

No.	Frequency (MHz)	Results (dBuV/m)	Factor (dB)	Limit (dBuV/m)	Over Limit (dB)	Detector	Table (Degree)	Height (cm)	Antenna	Verdict
1	1441.400	43.07	-17.27	74.0	-30.93	Peak	278.00	400	Horizontal	Pass
1**	1441.400	32.48	-17.27	54.0	-21.52	AV	278.00	400	Horizontal	Pass
2	4312.500	47.13	-4.30	74.0	-26.87	Peak	234.00	400	Horizontal	Pass
2**	4312.500	38.31	-4.30	54.0	-15.69	AV	234.00	400	Horizontal	Pass
3	5181.500	110.14	-2.15	--	--	Peak	253.00	150	Horizontal	N/A
3**	5181.500	103.72	-2.15	--	--	AV	253.00	150	Horizontal	N/A
4	7457.000	52.24	1.14	74.0	-21.76	Peak	173.00	200	Horizontal	Pass
4**	7457.000	43.67	1.14	54.0	-10.33	AV	173.00	200	Horizontal	Pass
5	10351.487	52.85	-4.54	68.2	-15.35	Peak	238.00	150	Horizontal	Pass
5**	10351.487	44.66	-4.54	--	--	AV	238.00	150	Horizontal	N/A
6	15944.362	50.84	-0.34	74.0	-23.16	Peak	78.00	150	Horizontal	Pass
6**	15944.362	41.18	-0.34	54.0	-12.82	AV	78.00	150	Horizontal	Pass

11n20, U-NII-1, 1 GHz to 18 GHz, Low Channel, ANT V

No.	Frequency (MHz)	Results (dBuV/m)	Factor (dB)	Limit (dBuV/m)	Over Limit (dB)	Detector	Table (Degree)	Height (cm)	Antenna	Verdict
1	1495.900	41.15	-17.37	74.0	-32.85	Peak	360.00	400	Vertical	Pass
1**	1495.900	33.12	-17.37	54.0	-20.88	AV	360.00	400	Vertical	Pass
2	4321.750	47.44	-4.75	74.0	-26.56	Peak	41.00	100	Vertical	Pass
2**	4321.750	38.45	-4.75	54.0	-15.55	AV	41.00	100	Vertical	Pass
3	5175.000	106.54	-2.58	--	--	Peak	119.00	150	Vertical	N/A
3**	5175.000	98.33	-2.58	--	--	AV	119.00	150	Vertical	N/A
4	7462.750	52.26	1.09	74.0	-21.74	Peak	360.00	200	Vertical	Pass
4**	7462.750	44.50	1.09	54.0	-9.50	AV	360.00	200	Vertical	Pass
5	10361.463	59.52	-4.58	68.2	-8.68	Peak	347.00	150	Vertical	Pass
5**	10361.463	52.25	-4.58	--	--	AV	347.00	150	Vertical	N/A
6	16042.276	51.17	-0.11	74.0	-22.83	Peak	73.00	150	Vertical	Pass
6**	16042.276	41.82	-0.11	54.0	-12.18	AV	73.00	150	Vertical	Pass

11n20, U-NII-1, 1 GHz to 18 GHz, Middle Channel, ANT H

No.	Frequency (MHz)	Results (dBuV/m)	Factor (dB)	Limit (dBuV/m)	Over Limit (dB)	Detector	Table (Degree)	Height (cm)	Antenna	Verdict
1	1437.200	39.17	-17.41	74.0	-34.83	Peak	322.00	300	Horizontal	Pass
1**	1437.200	28.04	-17.41	54.0	-25.96	AV	322.00	300	Horizontal	Pass
2	4257.500	47.17	-4.68	74.0	-26.83	Peak	255.00	400	Horizontal	Pass
2**	4257.500	38.86	-4.68	54.0	-15.14	AV	255.00	400	Horizontal	Pass
3	5216.250	109.33	-3.44	--	--	Peak	255.00	100	Horizontal	N/A
3**	5216.250	103.61	-3.44	--	--	AV	255.00	100	Horizontal	N/A
4	7519.750	52.03	0.82	74.0	-21.97	Peak	0.00	200	Horizontal	Pass
4**	7519.750	43.43	0.82	54.0	-10.57	AV	0.00	200	Horizontal	Pass
5	11316.450	49.68	-4.16	74.0	-24.32	Peak	68.00	200	Horizontal	Pass
5**	11316.450	38.59	-4.16	54.0	-15.41	AV	68.00	200	Horizontal	Pass
6	16184.813	51.00	-0.45	74.0	-23.00	Peak	151.00	400	Horizontal	Pass
6**	16184.813	43.19	-0.45	54.0	-10.81	AV	151.00	400	Horizontal	Pass

11n20, U-NII-1, 1 GHz to 18 GHz, Middle Channel, ANT V

No.	Frequency (MHz)	Results (dBuV/m)	Factor (dB)	Limit (dBuV/m)	Over Limit (dB)	Detector	Table (Degree)	Height (cm)	Antenna	Verdict
1	1534.800	41.61	-17.68	74.0	-32.39	Peak	136.00	100	Vertical	Pass
1**	1534.800	34.92	-17.68	54.0	-19.08	AV	136.00	100	Vertical	Pass
2	4386.500	46.91	-4.04	74.0	-27.09	Peak	18.00	400	Vertical	Pass
2**	4386.500	38.26	-4.04	54.0	-15.74	AV	18.00	400	Vertical	Pass
3	5223.000	106.34	-3.48	--	--	Peak	182.00	200	Vertical	N/A
3**	5223.000	98.94	-3.48	--	--	AV	182.00	200	Vertical	N/A
4	7462.750	52.60	1.09	74.0	-21.40	Peak	112.00	200	Vertical	Pass
4**	7462.750	43.66	1.09	54.0	-10.34	AV	112.00	200	Vertical	Pass
5	12542.900	48.79	-2.18	74.0	-25.21	Peak	33.00	200	Vertical	Pass
5**	12542.900	39.40	-2.18	54.0	-14.60	AV	33.00	200	Vertical	Pass
6	16060.387	51.46	-0.28	74.0	-22.54	Peak	217.00	100	Vertical	Pass
6**	16060.387	42.02	-0.28	54.0	-11.98	AV	217.00	100	Vertical	Pass

11n20, U-NII-1, 1 GHz to 18 GHz, High Channel, ANT H

No.	Frequency (MHz)	Results (dBuV/m)	Factor (dB)	Limit (dBuV/m)	Over Limit (dB)	Detector	Table (Degree)	Height (cm)	Antenna	Verdict
1	1438.300	42.20	-17.40	74.0	-31.80	Peak	336.00	300	Horizontal	Pass
1**	1438.300	31.52	-17.40	54.0	-22.48	AV	336.00	300	Horizontal	Pass
2	4212.250	47.11	-5.67	74.0	-26.89	Peak	124.00	200	Horizontal	Pass
2**	4212.250	37.02	-5.67	54.0	-16.98	AV	124.00	200	Horizontal	Pass
3	5232.000	110.73	-3.35	--	--	Peak	255.00	150	Horizontal	N/A
3**	5232.000	103.93	-3.35	--	--	AV	255.00	150	Horizontal	N/A
4	7438.500	52.30	0.37	74.0	-21.70	Peak	348.00	400	Horizontal	Pass
4**	7438.500	42.38	0.37	54.0	-11.62	AV	348.00	400	Horizontal	Pass
5	12540.526	49.08	-2.19	74.0	-24.92	Peak	187.00	200	Horizontal	Pass
5**	12540.526	39.70	-2.19	54.0	-14.30	AV	187.00	200	Horizontal	Pass
6	16139.400	51.21	-0.58	74.0	-22.79	Peak	267.00	100	Horizontal	Pass
6**	16139.400	41.23	-0.58	54.0	-12.77	AV	267.00	100	Horizontal	Pass

11n20, U-NII-1, 1 GHz to 18 GHz, High Channel, ANT V

No.	Frequency (MHz)	Results (dBuV/m)	Factor (dB)	Limit (dBuV/m)	Over Limit (dB)	Detector	Table (Degree)	Height (cm)	Antenna	Verdict
1	1592.900	42.04	-17.66	74.0	-31.96	Peak	148.00	200	Vertical	Pass
1**	1592.900	34.33	-17.66	54.0	-19.67	AV	148.00	200	Vertical	Pass
2	4199.000	46.86	-5.46	74.0	-27.14	Peak	311.00	100	Vertical	Pass
2**	4199.000	37.10	-5.46	54.0	-16.90	AV	311.00	100	Vertical	Pass
3	5237.750	107.35	-3.24	--	--	Peak	187.00	150	Vertical	N/A
3**	5237.750	100.94	-3.24	--	--	AV	187.00	150	Vertical	N/A
4	7513.250	52.44	0.65	74.0	-21.56	Peak	344.00	400	Vertical	Pass
4**	7513.250	42.87	0.65	54.0	-11.13	AV	344.00	400	Vertical	Pass
5	12519.625	48.68	-2.34	74.0	-25.32	Peak	165.00	200	Vertical	Pass
5**	12519.625	39.20	-2.34	54.0	-14.80	AV	165.00	200	Vertical	Pass
6	16162.237	51.49	-0.46	74.0	-22.51	Peak	329.00	300	Vertical	Pass
6**	16162.237	42.18	-0.46	54.0	-11.82	AV	329.00	300	Vertical	Pass

11n40, U-NII-1, 1 GHz to 18 GHz, Low Channel, ANT H

No.	Frequency (MHz)	Results (dBuV/m)	Factor (dB)	Limit (dBuV/m)	Over Limit (dB)	Detector	Table (Degree)	Height (cm)	Antenna	Verdict
1	1442.900	42.07	-17.24	74.0	-31.93	Peak	256.00	400	Horizontal	Pass
1**	1442.900	30.32	-17.24	54.0	-23.68	AV	256.00	400	Horizontal	Pass
2	4380.500	47.93	-3.97	74.0	-26.07	Peak	0.00	300	Horizontal	Pass
2**	4380.500	38.39	-3.97	54.0	-15.61	AV	0.00	300	Horizontal	Pass
3	5183.750	108.74	-2.18	--	--	Peak	253.00	200	Horizontal	N/A
3**	5183.750	100.87	-2.18	--	--	AV	253.00	200	Horizontal	N/A
4	7451.750	52.81	0.86	74.0	-21.19	Peak	321.00	100	Horizontal	Pass
4**	7451.750	43.27	0.86	54.0	-10.73	AV	321.00	100	Horizontal	Pass
5	11448.500	48.74	-3.88	74.0	-25.26	Peak	167.00	150	Horizontal	Pass
5**	11448.500	39.54	-3.88	54.0	-14.46	AV	167.00	150	Horizontal	Pass
6	16167.750	51.20	-0.46	74.0	-22.80	Peak	360.00	200	Horizontal	Pass
6**	16167.750	41.61	-0.46	54.0	-12.39	AV	360.00	200	Horizontal	Pass

11n40, U-NII-1, 1 GHz to 18 GHz, Low Channel, ANT V

No.	Frequency (MHz)	Results (dBuV/m)	Factor (dB)	Limit (dBuV/m)	Over Limit (dB)	Detector	Table (Degree)	Height (cm)	Antenna	Verdict
1	1554.400	42.76	-17.94	74.0	-31.24	Peak	167.00	400	Vertical	Pass
1**	1554.400	33.73	-17.94	54.0	-20.27	AV	167.00	400	Vertical	Pass
2	4268.000	47.77	-4.69	74.0	-26.23	Peak	123.00	300	Vertical	Pass
2**	4268.000	38.03	-4.69	54.0	-15.97	AV	123.00	300	Vertical	Pass
3	5175.000	105.36	-2.58	--	--	Peak	19.00	100	Vertical	N/A
3**	5175.000	98.19	-2.58	--	--	AV	19.00	100	Vertical	N/A
4	7446.750	52.90	0.43	74.0	-21.10	Peak	253.00	200	Vertical	Pass
4**	7446.750	42.24	0.43	54.0	-11.76	AV	253.00	200	Vertical	Pass
5	11445.888	48.80	-3.90	74.0	-25.20	Peak	165.00	200	Vertical	Pass
5**	11445.888	39.02	-3.90	54.0	-14.98	AV	165.00	200	Vertical	Pass
6	16155.938	51.28	-0.46	74.0	-22.72	Peak	80.00	200	Vertical	Pass
6**	16155.938	42.39	-0.46	54.0	-11.61	AV	80.00	200	Vertical	Pass

11n40, U-NII-1, 1 GHz to 18 GHz, High Channel, ANT H

No.	Frequency (MHz)	Results (dBuV/m)	Factor (dB)	Limit (dBuV/m)	Over Limit (dB)	Detector	Table (Degree)	Height (cm)	Antenna	Verdict
1	1442.100	42.14	-17.26	74.0	-31.86	Peak	256.00	200	Horizontal	Pass
1**	1442.100	30.38	-17.26	54.0	-23.62	AV	256.00	200	Horizontal	Pass
2	4257.000	47.54	-4.73	74.0	-26.46	Peak	66.00	400	Horizontal	Pass
2**	4257.000	38.19	-4.73	54.0	-15.81	AV	66.00	400	Horizontal	Pass
3	5237.000	107.95	-3.27	--	--	Peak	250.00	200	Horizontal	N/A
3**	5237.000	100.93	-3.27	--	--	AV	250.00	200	Horizontal	N/A
4	7568.500	52.41	-0.07	74.0	-21.59	Peak	339.00	300	Horizontal	Pass
4**	7568.500	43.78	-0.07	54.0	-10.22	AV	339.00	300	Horizontal	Pass
5	12439.113	48.76	-2.32	74.0	-25.24	Peak	31.00	150	Horizontal	Pass
5**	12439.113	39.72	-2.32	54.0	-14.28	AV	31.00	150	Horizontal	Pass
6	16139.924	51.08	-0.57	74.0	-22.92	Peak	154.00	300	Horizontal	Pass
6**	16139.924	42.24	-0.57	54.0	-11.76	AV	154.00	300	Horizontal	Pass

11n40, U-NII-1, 1 GHz to 18 GHz, High Channel, ANT V

No.	Frequency (MHz)	Results (dBuV/m)	Factor (dB)	Limit (dBuV/m)	Over Limit (dB)	Detector	Table (Degree)	Height (cm)	Antenna	Verdict
1	1442.100	42.14	-17.26	74.0	-31.86	Peak	256.00	200	Horizontal	Pass
1**	1442.100	30.38	-17.26	54.0	-23.62	AV	256.00	200	Horizontal	Pass
2	4257.000	47.54	-4.73	74.0	-26.46	Peak	66.00	400	Horizontal	Pass
2**	4257.000	38.19	-4.73	54.0	-15.81	AV	66.00	400	Horizontal	Pass
3	5237.000	107.95	-3.27	--	--	Peak	250.00	200	Horizontal	N/A
3**	5237.000	100.93	-3.27	--	--	AV	250.00	200	Horizontal	N/A
4	7568.500	52.41	-0.07	74.0	-21.59	Peak	339.00	300	Horizontal	Pass
4**	7568.500	43.78	-0.07	54.0	-10.22	AV	339.00	300	Horizontal	Pass
5	12439.113	48.76	-2.32	74.0	-25.24	Peak	31.00	150	Horizontal	Pass
5**	12439.113	39.72	-2.32	54.0	-14.28	AV	31.00	150	Horizontal	Pass
6	16139.924	51.08	-0.57	74.0	-22.92	Peak	154.00	300	Horizontal	Pass
6**	16139.924	42.24	-0.57	54.0	-11.76	AV	154.00	300	Horizontal	Pass

11ac20, U-NII-1, 1 GHz to 18 GHz, Low Channel, ANT H

No.	Frequency (MHz)	Results (dBuV/m)	Factor (dB)	Limit (dBuV/m)	Over Limit (dB)	Detector	Table (Degree)	Height (cm)	Antenna	Verdict
1	1440.100	41.86	-17.31	74.0	-32.14	Peak	260.00	200	Horizontal	Pass
1**	1440.100	31.34	-17.31	54.0	-22.66	AV	260.00	200	Horizontal	Pass
2	4311.750	47.35	-4.27	74.0	-26.65	Peak	322.00	400	Horizontal	Pass
2**	4311.750	37.53	-4.27	54.0	-16.47	AV	322.00	400	Horizontal	Pass
3	5177.250	110.26	-2.52	--	--	Peak	253.00	200	Horizontal	N/A
3**	5177.250	103.54	-2.52	--	--	AV	253.00	200	Horizontal	N/A
4	7513.750	52.77	0.71	74.0	-21.23	Peak	62.00	300	Horizontal	Pass
4**	7513.750	43.30	0.71	54.0	-10.70	AV	62.00	300	Horizontal	Pass
5	12441.725	49.22	-2.28	74.0	-24.78	Peak	190.00	150	Horizontal	Pass
5**	12441.725	39.97	-2.28	54.0	-14.03	AV	190.00	150	Horizontal	Pass
6	16152.787	51.57	-0.47	74.0	-22.43	Peak	178.00	200	Horizontal	Pass
6**	16152.787	42.50	-0.47	54.0	-11.50	AV	178.00	200	Horizontal	Pass

11ac20, U-NII-1, 1 GHz to 18 GHz, Low Channel, ANT V

No.	Frequency (MHz)	Results (dBuV/m)	Factor (dB)	Limit (dBuV/m)	Over Limit (dB)	Detector	Table (Degree)	Height (cm)	Antenna	Verdict
1	1500.900	40.49	-17.34	74.0	-33.51	Peak	48.00	200	Vertical	Pass
1**	1500.900	31.98	-17.34	54.0	-22.02	AV	48.00	200	Vertical	Pass
2	4258.500	47.48	-4.57	74.0	-26.52	Peak	278.00	200	Vertical	Pass
2**	4258.500	38.29	-4.57	54.0	-15.71	AV	278.00	200	Vertical	Pass
3	5177.750	106.51	-2.42	--	--	Peak	26.00	150	Vertical	N/A
3**	5177.750	100.02	-2.42	--	--	AV	26.00	150	Vertical	N/A
4	7468.250	52.19	0.75	74.0	-21.81	Peak	87.00	400	Vertical	Pass
4**	7468.250	43.66	0.75	54.0	-10.34	AV	87.00	400	Vertical	Pass
5	12557.862	48.54	-2.21	74.0	-25.46	Peak	116.00	200	Vertical	Pass
5**	12557.862	38.49	-2.21	54.0	-15.51	AV	116.00	200	Vertical	Pass
6	16172.213	51.73	-0.45	74.0	-22.27	Peak	239.00	200	Vertical	Pass
6**	16172.213	41.83	-0.45	54.0	-12.17	AV	239.00	200	Vertical	Pass

11ac20, U-NII-1, 1 GHz to 18 GHz, Middle Channel, ANT H

No.	Frequency (MHz)	Results (dBuV/m)	Factor (dB)	Limit (dBuV/m)	Over Limit (dB)	Detector	Table (Degree)	Height (cm)	Antenna	Verdict
1	1438.500	42.94	-17.40	74.0	-31.06	Peak	229.00	200	Horizontal	Pass
1**	1438.500	30.62	-17.40	54.0	-23.38	AV	229.00	200	Horizontal	Pass
2	4355.750	46.69	-4.29	74.0	-27.31	Peak	268.00	300	Horizontal	Pass
2**	4355.750	38.03	-4.29	54.0	-15.97	AV	268.00	300	Horizontal	Pass
3	5219.250	109.32	-3.47	--	--	Peak	260.00	200	Horizontal	N/A
3**	5219.250	102.60	-3.47	--	--	AV	260.00	200	Horizontal	N/A
4	7485.000	51.67	-0.32	74.0	-22.33	Peak	43.00	100	Horizontal	Pass
4**	7485.000	41.96	-0.32	54.0	-12.04	AV	43.00	100	Horizontal	Pass
5	12675.425	48.82	-2.32	74.0	-25.18	Peak	250.00	200	Horizontal	Pass
5**	12675.425	39.02	-2.32	54.0	-14.98	AV	250.00	200	Horizontal	Pass
6	16062.488	51.19	-0.32	74.0	-22.81	Peak	5.00	100	Horizontal	Pass
6**	16062.488	41.33	-0.32	54.0	-12.67	AV	5.00	100	Horizontal	Pass

11ac20, U-NII-1, 1 GHz to 18 GHz, Middle Channel, ANT V

No.	Frequency (MHz)	Results (dBuV/m)	Factor (dB)	Limit (dBuV/m)	Over Limit (dB)	Detector	Table (Degree)	Height (cm)	Antenna	Verdict
1	1438.500	41.78	-17.40	74.0	-32.22	Peak	8.00	300	Vertical	Pass
1**	1438.500	31.94	-17.40	54.0	-22.06	AV	8.00	300	Vertical	Pass
2	4263.750	46.97	-4.70	74.0	-27.03	Peak	44.00	200	Vertical	Pass
2**	4263.750	36.71	-4.70	54.0	-17.29	AV	44.00	200	Vertical	Pass
3	5225.500	106.28	-3.64	--	--	Peak	36.00	150	Vertical	N/A
3**	5225.500	98.51	-3.64	--	--	AV	36.00	150	Vertical	N/A
4	7670.500	51.78	0.48	74.0	-22.22	Peak	148.00	300	Vertical	Pass
4**	7670.500	41.90	0.48	54.0	-12.10	AV	148.00	300	Vertical	Pass
5	10622.474	48.41	-4.43	74.0	-25.59	Peak	70.00	150	Vertical	Pass
5**	10622.474	38.27	-4.43	54.0	-15.73	AV	70.00	150	Vertical	Pass
6	16176.151	51.00	-0.45	74.0	-23.00	Peak	92.00	300	Vertical	Pass
6**	16176.151	41.73	-0.45	54.0	-12.27	AV	92.00	300	Vertical	Pass