FCC ID: W6R-RNXN300UB

RNX-N300UBv2

Wireless N300 Mini USB Wi-Fi Adapter

* Image may differ from actual product.

Rosewill Technical Support Information
techsupport@rosewill.com 1-800-575-9885

Thank you for purchasing a quality Rosewill Product.
Please register your product at www.rosewill.com
for complete warranty information and future support for your product.

1 Connect to a Computer

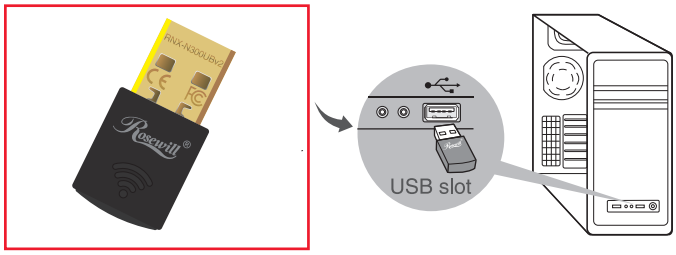

Insert the adapter into an empty USB 2.0/3.0 port on your computer when it is switched on.

Note: In Windows XP, a Found New Hardware Wizard window will appear when the adapter is detected. Please click Cancel.

2 Install Driver and Utility

A. Insert the CD, browse the folder and double-click Setup.exe.

Note: You can also download the driver and utility at www.rosewill.com.

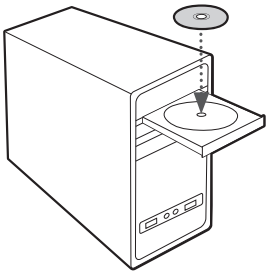

B. The Install Shield Wizard will pop out. Click Next to continue and follow the instructions to finish it. Then restart the computer to complete the installation.

3 Connect to Wireless Network

Join by Windows Wireless Utility

1. Click Wi-Fi icon at the bottom right corner in Windows.
2. Select desired Wi-Fi network and click Connect.
3. If the network is unencrypted, you will directly connect to it. If the network is encrypted, enter the password (network security key) and then click Next to connect.

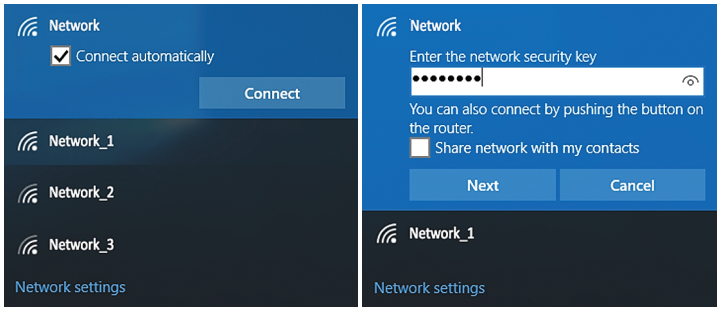

FCC Caution.

This device complies with part 15 of the FCC Rules. Operation is subject to the following two conditions:
(1) This device may not cause harmful interference, and
(2) this device must accept any interference received, including interference that may cause undesired operation.

Any Changes or modifications not expressly approved by the party responsible for compliance could void the user's authority to operate the equipment.

Note: This equipment has been tested and found to comply with the limits for a Class B digital device, pursuant to part 15 of the FCC Rules. These limits are designed to provide reasonable protection against harmful interference in a residential installation. This equipment generates uses and can radiate radio frequency energy and, if not installed and used in accordance with the instructions, may cause harmful interference to radio communications. However, there is no guarantee that interference will not occur in a particular installation. If this equipment does cause harmful interference to radio or television reception, which can be determined by turning the equipment off and on, the user is encouraged to try to correct the interference by one or more of the following measures:
-Reorient or relocate the receiving antenna.
-Increase the separation between the equipment and receiver.
-Connect the equipment into an outlet on a circuit different from that to which the receiver is connected.
-Consult the dealer or an experienced radio/TV technician for help.

The device has been evaluated to meet general RF exposure requirement. The device can be used in portable exposure condition without restriction.