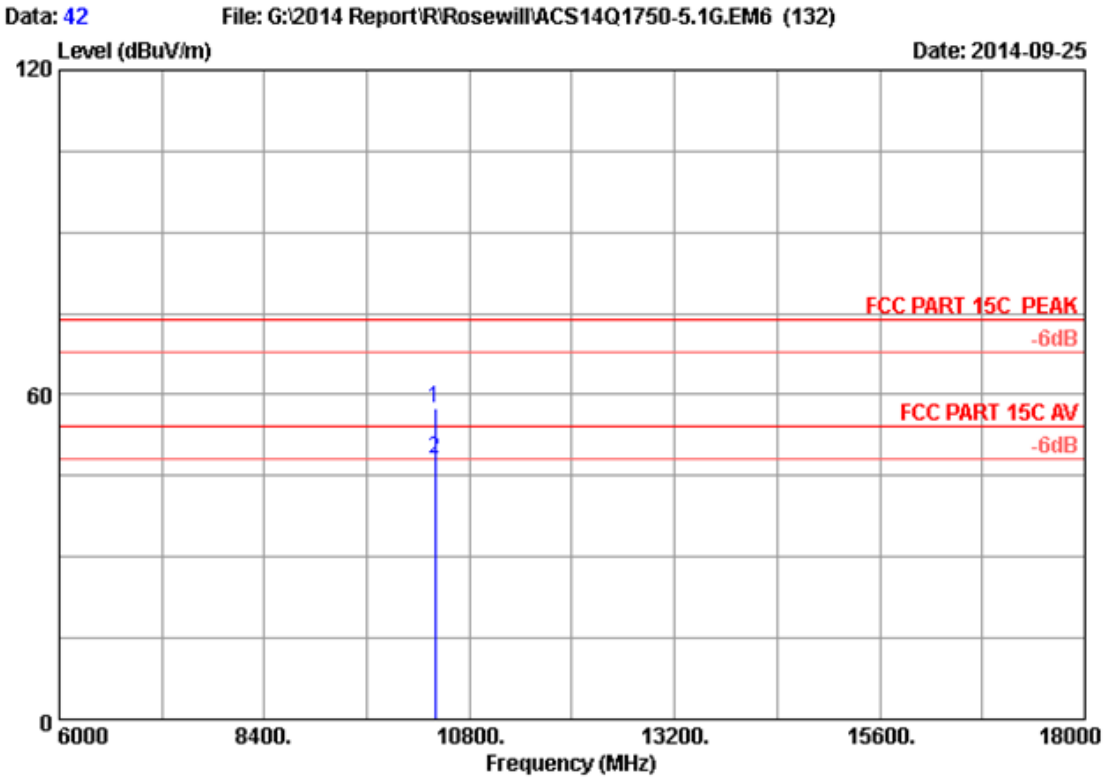

Site no. : 3m Chamber Data no. : 42
Dis. / Ant. : 3m 2014 3115 (4580) Ant. pol. : VERTICAL
Limit : FCC PART 15C PEAK
Env. / Ins. : 24*C/56% Engineer : Leo-Li
EUT : AC750 Wireless Dual Band Gigabit Router
Power Rating : DC 12V From Adapter Input AC 120V/60Hz
Test Mode : IEEE802.11nHT20 5200MHz Tx
M/N : RNX-AC750RT

No.	Freq. (MHz)	Ant. Factor (dB/m)	Cable Loss (dB)	AMP factor (dB)	Reading (dBuV)	Emission Level (dBuV/m)	Limits (dBuV/m)	Margin (dB)	Remark
1	10400.000	38.16	12.66	35.44	42.25	57.63	74.00	16.37	Peak
2	10400.000	38.16	12.66	35.44	32.59	47.97	54.00	6.03	Average

Remarks: 1. Emission Level= Antenna Factor + Cable Loss + Reading -Amp Factor
2. The emission levels that are 20dB below the official limit are not reported.

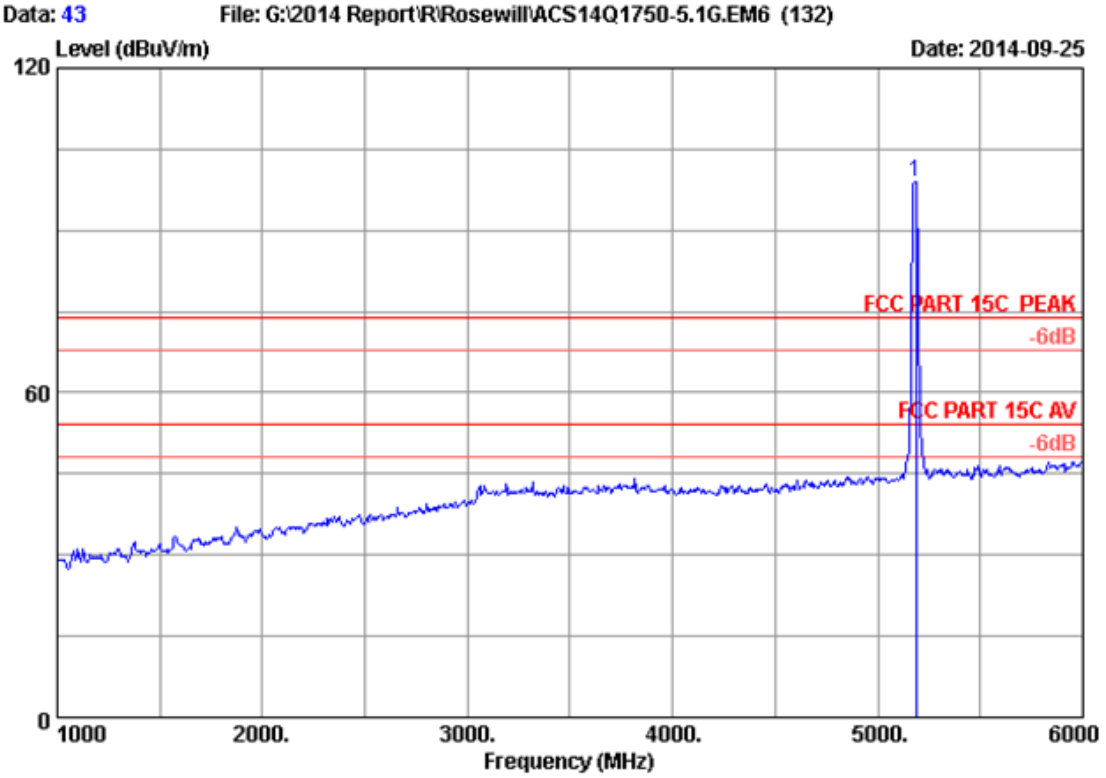

Site no. : 3m Chamber Data no. : 43
Dis. / Ant. : 3m 2014 3115 (4580) Ant. pol. : VERTICAL
Limit : FCC PART 15C PEAK
Env. / Ins. : 24*C/56% Engineer : Leo-Li
EUT : AC750 Wireless Dual Band Gigabit Router
Power Rating : DC 12V From Adapter Input AC 120V/60Hz
Test Mode : IEEE802.11nHT20 5180MHz Tx
M/N : RNX-AC750RT

No.	Freq. (MHz)	Ant. Factor (dB/m)	Cable Loss (dB)	AMP factor (dB)	Reading (dBuV)	Emission Level (dBuV/m)	Limits (dBuV/m)	Margin (dB)	Remark
1	5185.000	33.50	8.96	35.70	92.34	99.10	74.00	-25.10	Peak

Remarks: 1. Emission Level= Antenna Factor + Cable Loss + Reading -Amp Factor
2. The emission levels that are 20dB below the official limit are not reported.

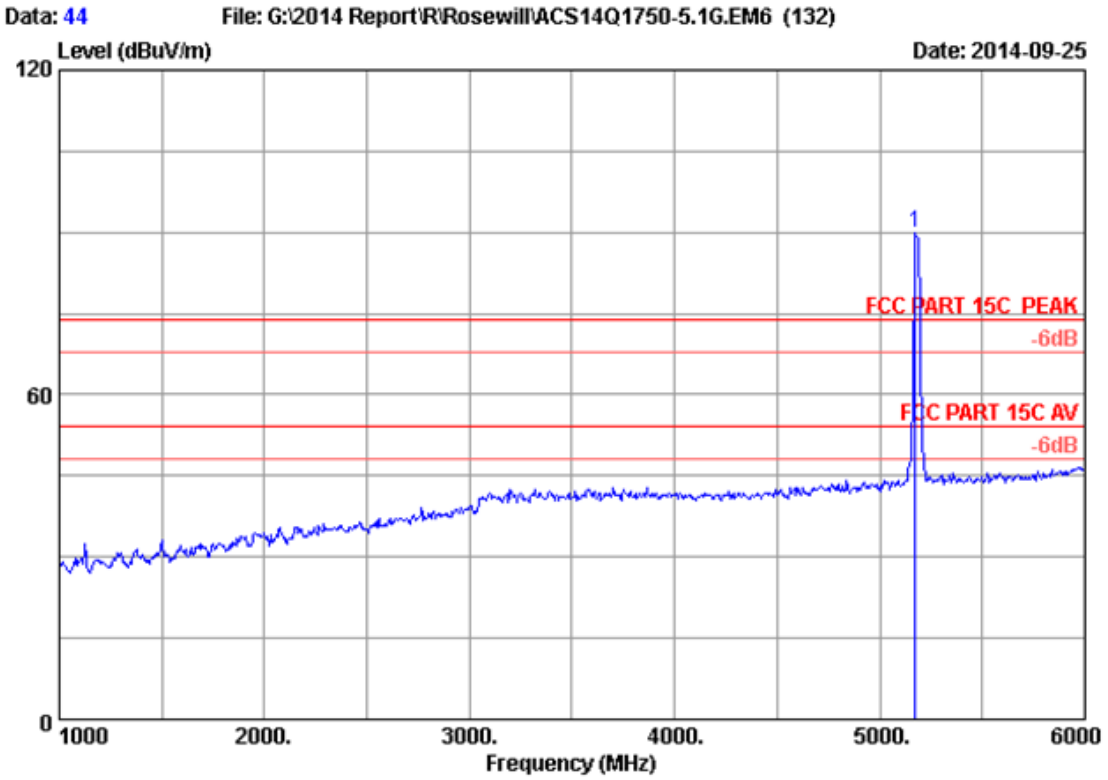

Site no. : 3m Chamber Data no. : 44
Dis. / Ant. : 3m 2014 3115 (4580) Ant. pol. : HORIZONTAL
Limit : FCC PART 15C PEAK
Env. / Ins. : 24*C/56% Engineer : Leo-Li
EUT : AC750 Wireless Dual Band Gigabit Router
Power Rating : DC 12V From Adapter Input AC 120V/60Hz
Test Mode : IEEE802.11nHT20 5180MHz Tx
M/N : RNX-AC750RT

No.	Freq. (MHz)	Ant. Factor (dB/m)	Cable Loss (dB)	AMP factor (dB)	Reading (dBuV)	Emission Level (dBuV/m)	Limits (dBuV/m)	Margin (dB)	Remark
1	5175.000	33.48	8.95	35.70	83.04	89.77	74.00	-15.77	Peak

Remarks: 1. Emission Level= Antenna Factor + Cable Loss + Reading -Amp Factor
2. The emission levels that are 20dB below the official limit are not reported.

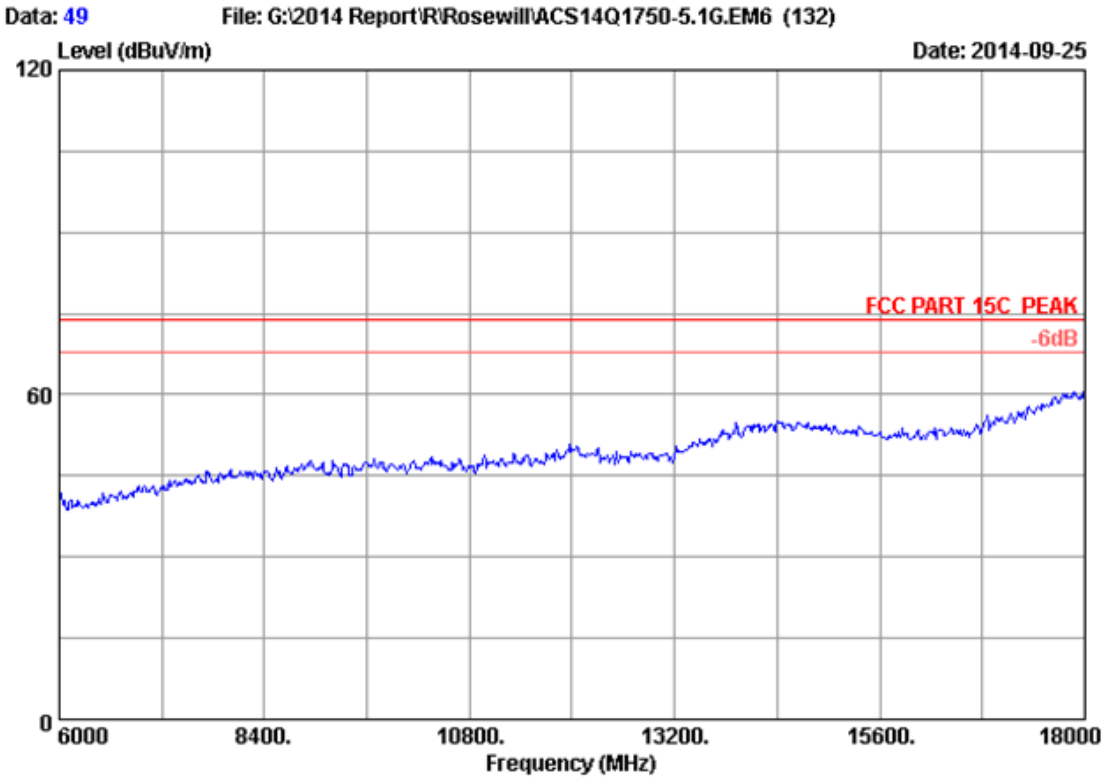


```
Site no.      : 3m Chamber                        Data no.   : 49
Dis. / Ant.   : 3m   2014 3115 (4580)        Ant. pol. : VERTICAL
Limit         : FCC PART 15C  PEAK
Env. / Ins.   : 24*C/56%                     Engineer   : Leo-Li
EUT           : AC750 Wireless Dual Band Gigabit Router
Power Rating  : DC 12V From Adapter Input AC 120V/60Hz
Test Mode     : IEEE802.11nHT20  5180MHz Tx
M/N           : RNX-AC750RT
```

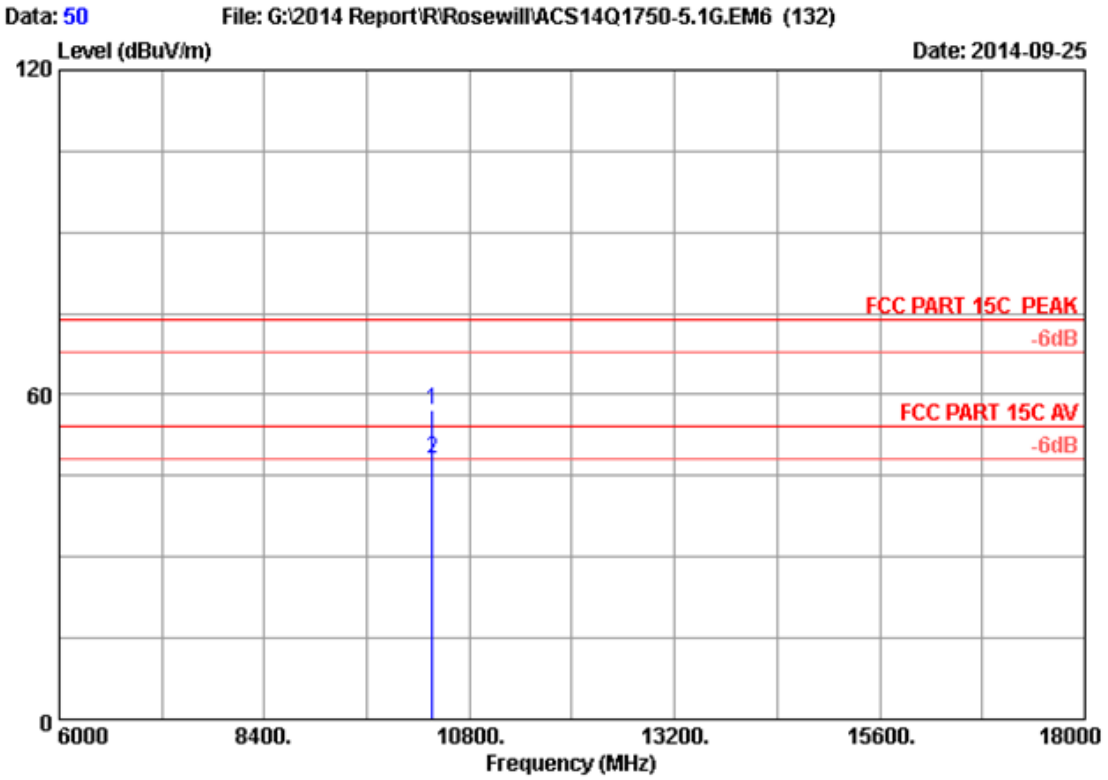

Site no. : 3m Chamber Data no. : 50
Dis. / Ant. : 3m 2014 3115 (4580) Ant. pol. : VERTICAL
Limit : FCC PART 15C PEAK
Env. / Ins. : 24*C/56% Engineer : Leo-Li
EUT : AC750 Wireless Dual Band Gigabit Router
Power Rating : DC 12V From Adapter Input AC 120V/60Hz
Test Mode : IEEE802.11nHT20 5180MHz Tx
M/N : RNX-AC750RT

No.	Freq. (MHz)	Ant. Factor (dB/m)	Cable Loss (dB)	AMP factor (dB)	Reading (dBuV)	Emission Level (dBuV/m)	Limits (dBuV/m)	Margin (dB)	Remark
1	10360.000	38.14	12.64	35.45	41.91	57.24	74.00	16.76	Peak
2	10360.000	38.14	12.64	35.45	32.79	48.12	54.00	5.88	Average

Remarks: 1. Emission Level= Antenna Factor + Cable Loss + Reading -Amp Factor
2. The emission levels that are 20dB below the official limit are not reported.

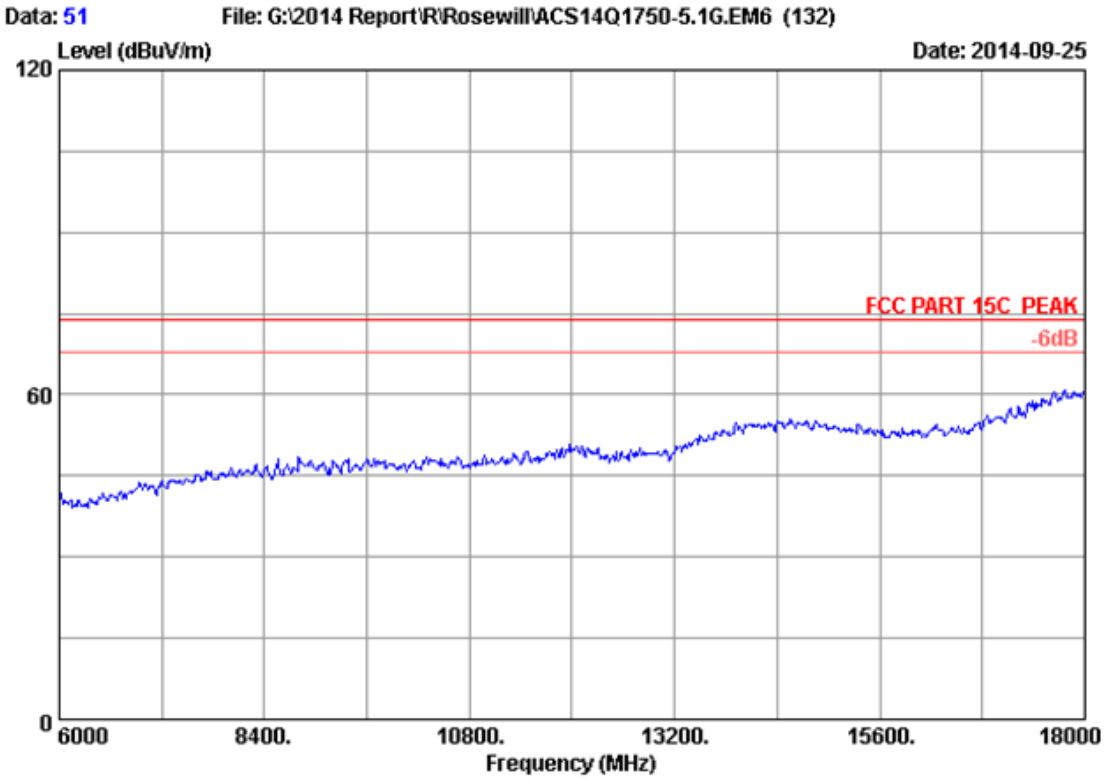


```
Site no.      : 3m Chamber                        Data no.   : 51
Dis. / Ant.   : 3m   2014 3115 (4580)        Ant. pol. : HORIZONTAL
Limit         : FCC PART 15C  PEAK
Env. / Ins.   : 24*C/56%                     Engineer   : Leo-Li
EUT           : AC750 Wireless Dual Band Gigabit Router
Power Rating  : DC 12V From Adapter Input AC 120V/60Hz
Test Mode     : IEEE802.11nHT20  5180MHz Tx
M/N           : RNX-AC750RT
```

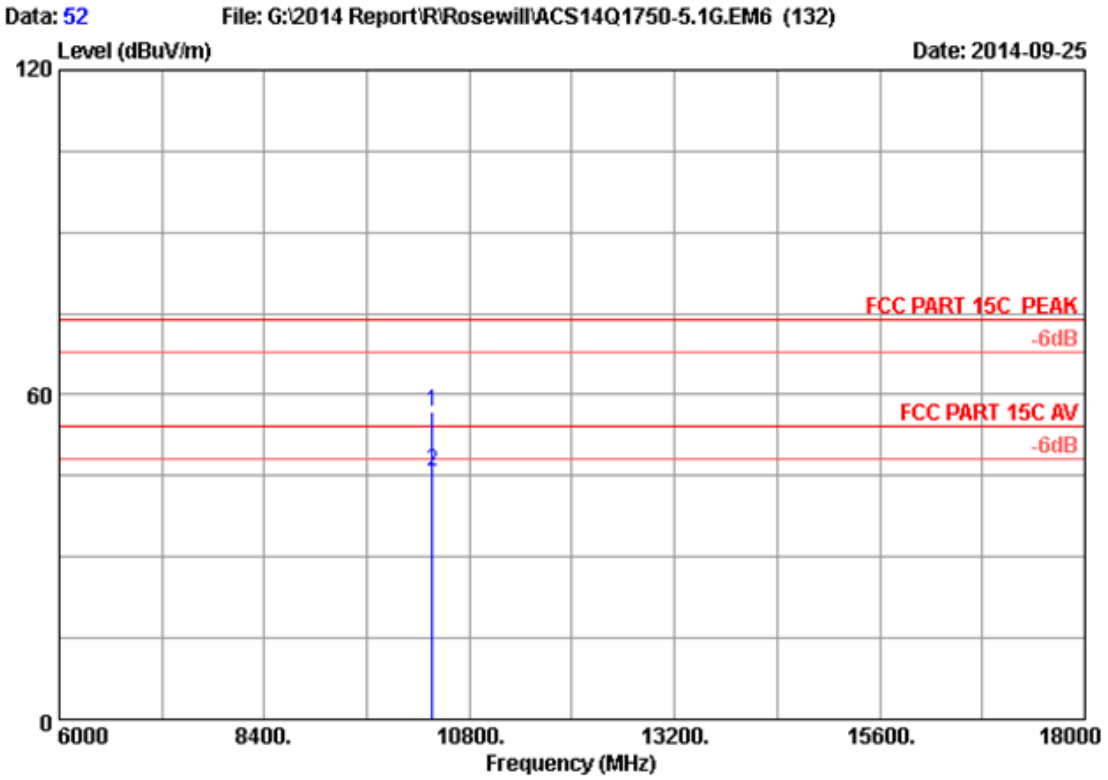

Site no. : 3m Chamber Data no. : 52
Dis. / Ant. : 3m 2014 3115 (4580) Ant. pol. : HORIZONTAL
Limit : FCC PART 15C PEAK
Env. / Ins. : 24*C/56% Engineer : Leo-Li
EUT : AC750 Wireless Dual Band Gigabit Router
Power Rating : DC 12V From Adapter Input AC 120V/60Hz
Test Mode : IEEE802.11nHT20 5180MHz Tx
M/N : RNX-AC750RT

No.	Freq. (MHz)	Ant. Factor (dB/m)	Cable Loss (dB)	AMP factor (dB)	Reading (dBuV)	Emission Level (dBuV/m)	Limits (dBuV/m)	Margin (dB)	Remark
1	10360.000	38.14	12.64	35.45	41.37	56.70	74.00	17.30	Peak
2	10360.000	38.14	12.64	35.45	30.60	45.93	54.00	8.07	Average

Remarks: 1. Emission Level= Antenna Factor + Cable Loss + Reading -Amp Factor
2. The emission levels that are 20dB below the official limit are not reported.

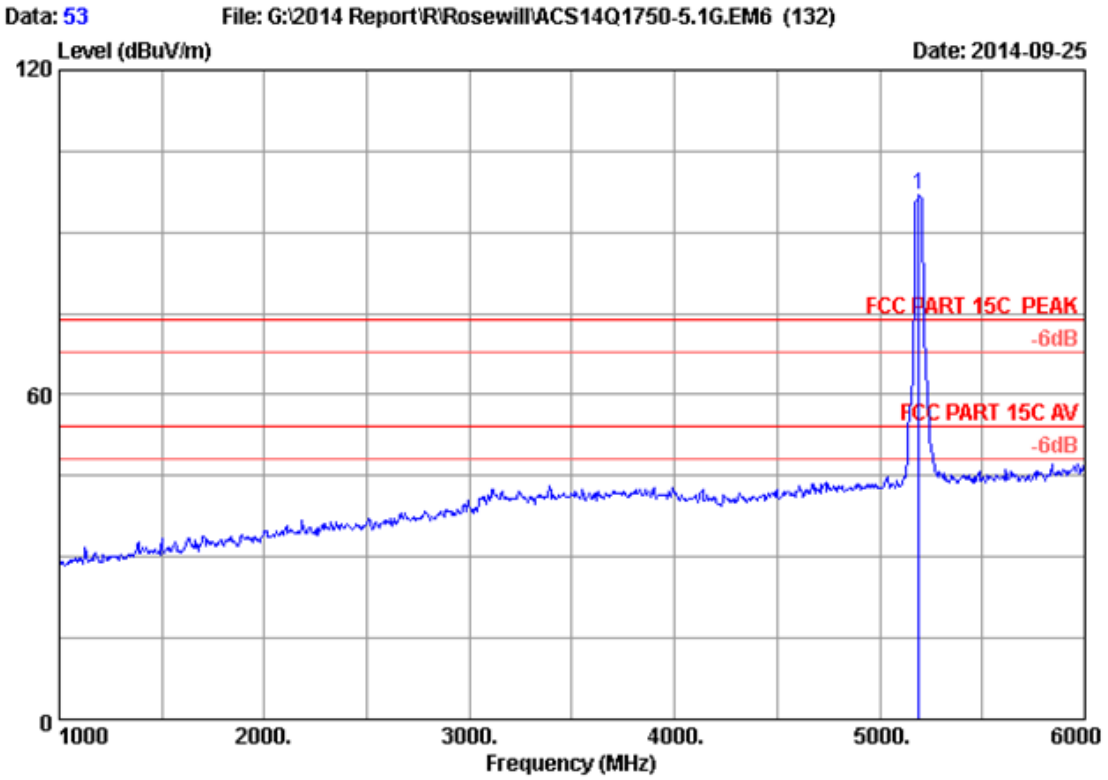

Site no. : 3m Chamber Data no. : 53
Dis. / Ant. : 3m 2014 3115 (4580) Ant. pol. : VERTICAL
Limit : FCC PART 15C PEAK
Env. / Ins. : 24*C/56% Engineer : Leo-Li
EUT : AC750 Wireless Dual Band Gigabit Router
Power Rating : DC 12V From Adapter Input AC 120V/60Hz
Test Mode : IEEE802.11nHT40 5190MHz Tx
M/N : RNX-AC750RT

No.	Freq. (MHz)	Ant. Factor (dB/m)	Cable Loss (dB)	AMP factor (dB)	Reading (dBuV)	Emission Level (dBuV/m)	Limits (dBuV/m)	Margin (dB)	Remark
1	5190.000	33.50	8.96	35.70	90.03	96.79	74.00	-22.79	Peak

Remarks: 1. Emission Level= Antenna Factor + Cable Loss + Reading -Amp Factor
2. The emission levels that are 20dB below the official limit are not reported.

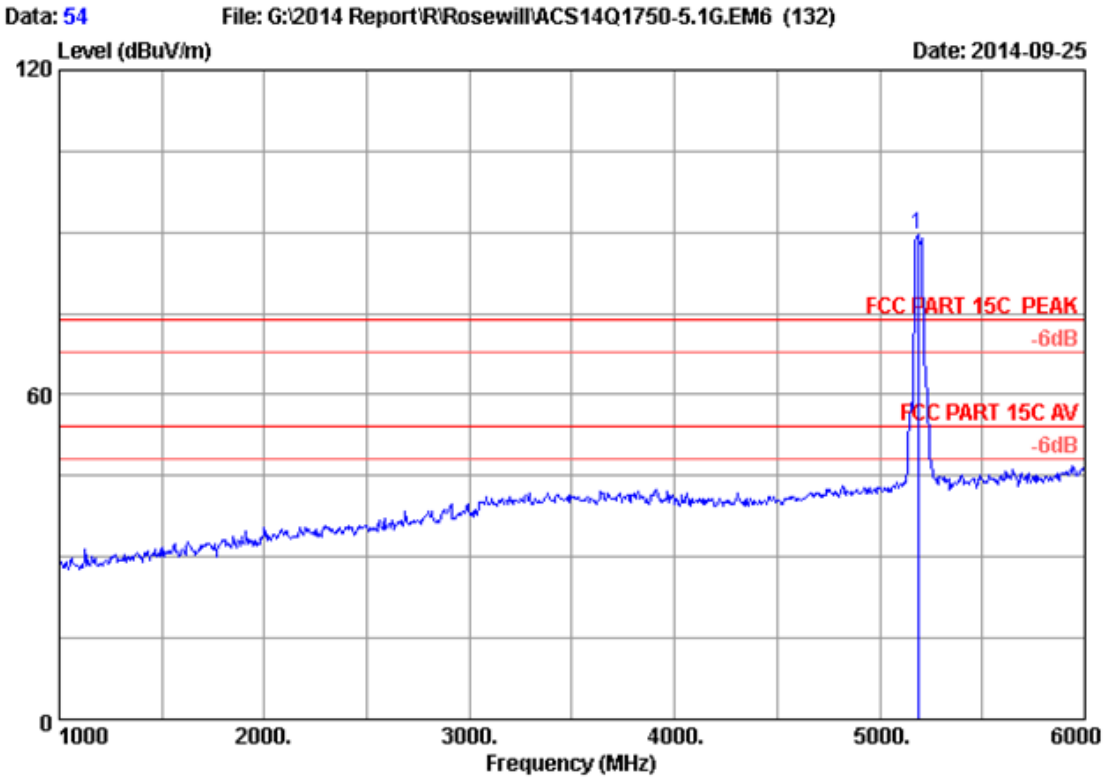

Site no. : 3m Chamber Data no. : 54
Dis. / Ant. : 3m 2014 3115 (4580) Ant. pol. : HORIZONTAL
Limit : FCC PART 15C PEAK
Env. / Ins. : 24*C/56% Engineer : Leo-Li
EUT : AC750 Wireless Dual Band Gigabit Router
Power Rating : DC 12V From Adapter Input AC 120V/60Hz
Test Mode : IEEE802.11nHT40 5190MHz Tx
M/N : RNX-AC750RT

No.	Freq. (MHz)	Ant. Factor (dB/m)	Cable Loss (dB)	AMP factor (dB)	Reading (dBuV)	Emission Level (dBuV/m)	Limits (dBuV/m)	Margin (dB)	Remark
1	5185.000	33.50	8.96	35.70	82.80	89.56	74.00	-15.56	Peak

Remarks: 1. Emission Level= Antenna Factor + Cable Loss + Reading -Amp Factor
2. The emission levels that are 20dB below the official limit are not reported.

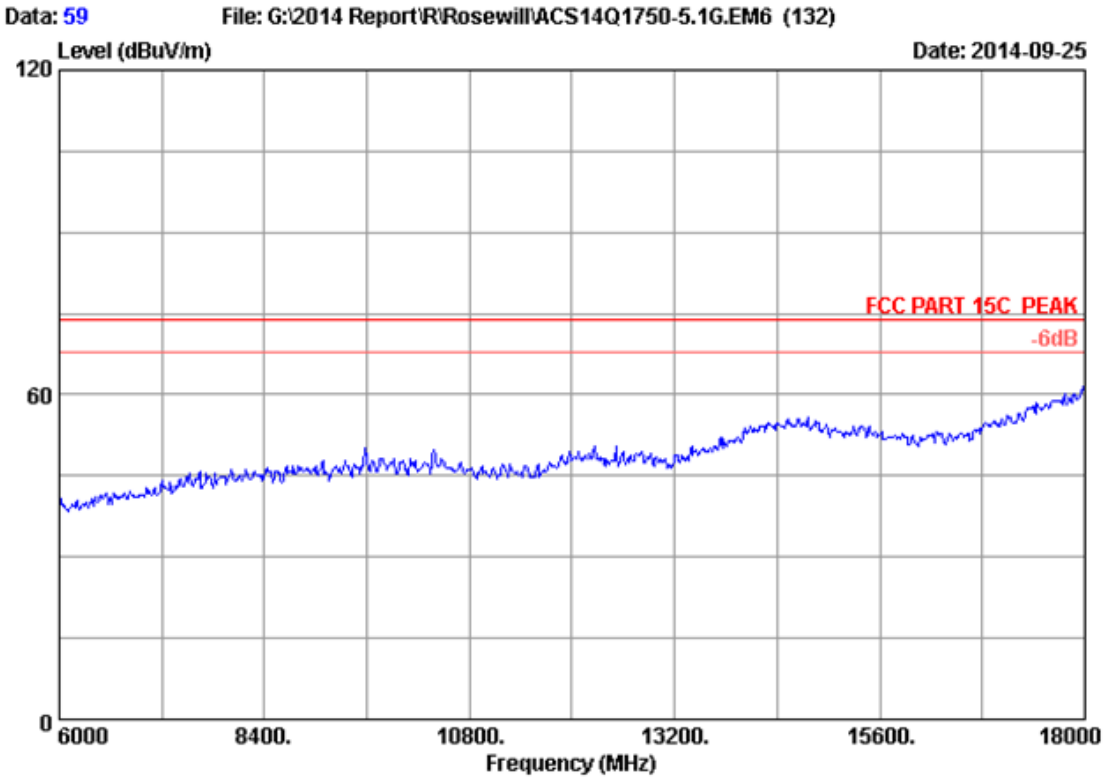


```
Site no.      : 3m Chamber                        Data no.   : 59
Dis. / Ant.   : 3m   2014 3115 (4580)        Ant. pol. : VERTICAL
Limit         : FCC PART 15C  PEAK
Env. / Ins.   : 24*C/56%                     Engineer   : Leo-Li
EUT           : AC750 Wireless Dual Band Gigabit Router
Power Rating  : DC 12V From Adapter Input AC 120V/60Hz
Test Mode     : IEEE802.11nHT40  5190MHz Tx
M/N           : RNX-AC750RT
```

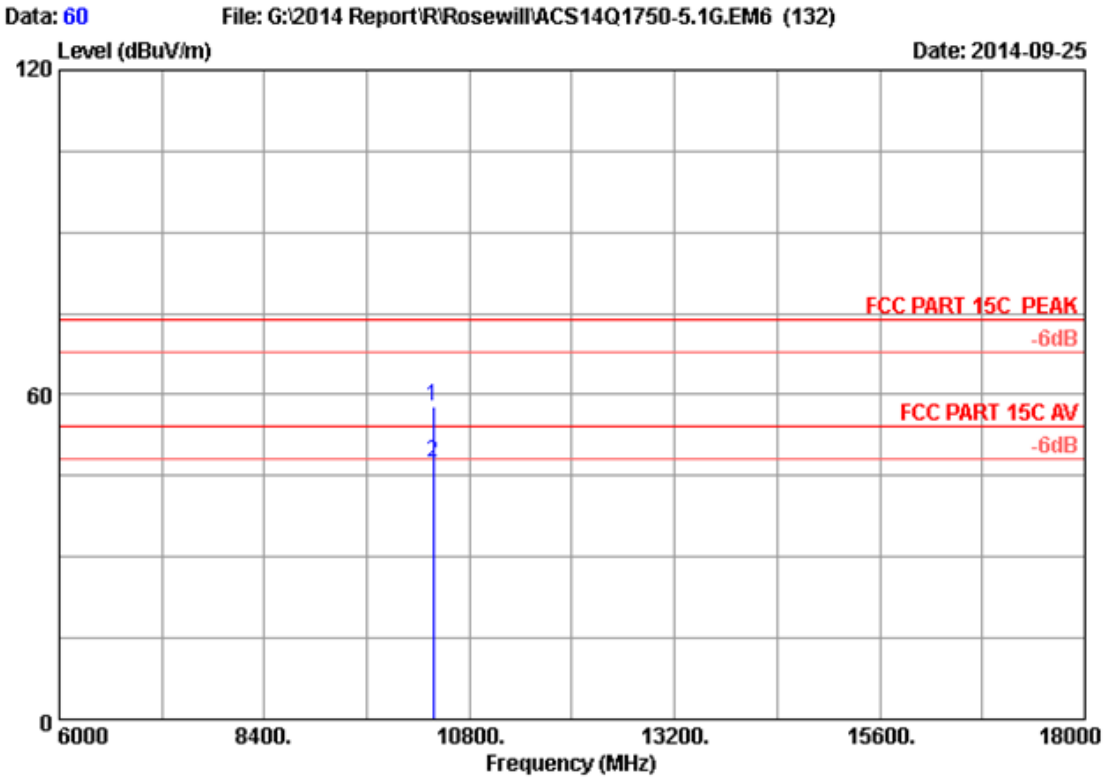

Site no. : 3m Chamber Data no. : 60
Dis. / Ant. : 3m 2014 3115 (4580) Ant. pol. : VERTICAL
Limit : FCC PART 15C PEAK
Env. / Ins. : 24*C/56% Engineer : Leo-Li
EUT : AC750 Wireless Dual Band Gigabit Router
Power Rating : DC 12V From Adapter Input AC 120V/60Hz
Test Mode : IEEE802.11nHT40 5190MHz Tx
M/N : RNX-AC750RT

No.	Freq. (MHz)	Ant. Factor (dB/m)	Cable Loss (dB)	AMP factor (dB)	Reading (dBuV)	Emission Level (dBuV/m)	Limits (dBuV/m)	Margin (dB)	Remark
1	10380.000	38.15	12.65	35.44	42.62	57.98	74.00	16.02	Peak
2	10380.000	38.15	12.65	35.44	32.05	47.41	54.00	6.59	Average

Remarks: 1. Emission Level= Antenna Factor + Cable Loss + Reading -Amp Factor
2. The emission levels that are 20dB below the official limit are not reported.

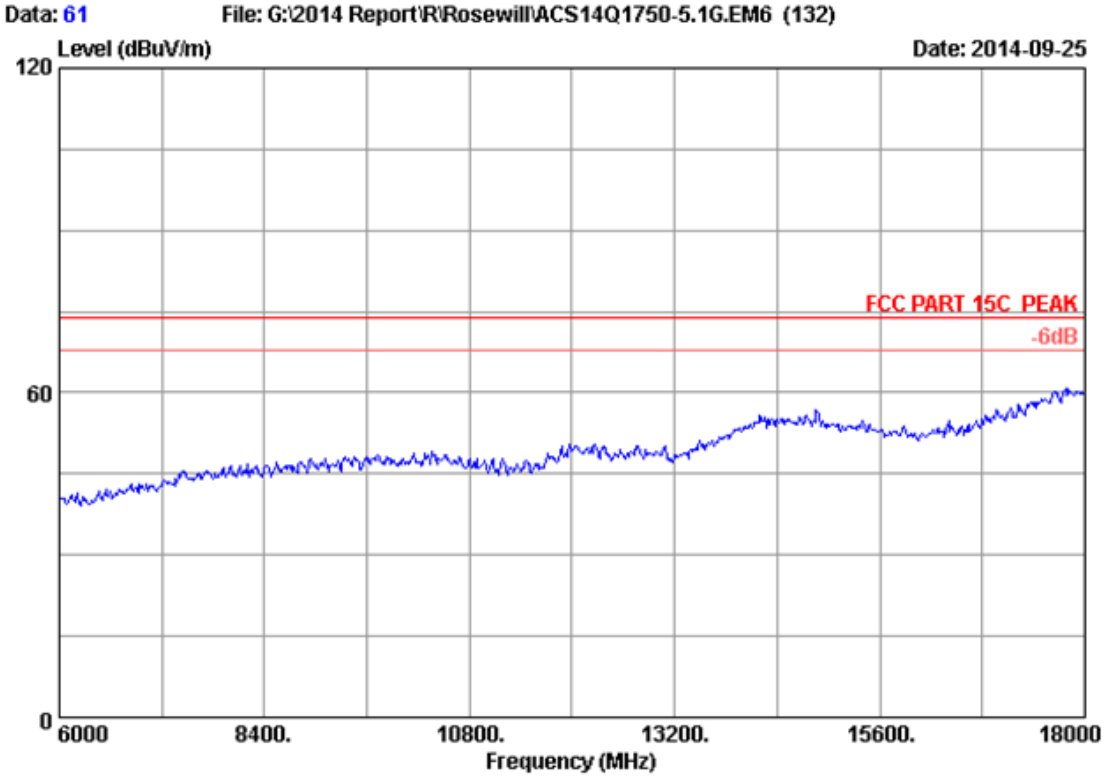


```
Site no.      : 3m Chamber                        Data no.   : 61
Dis. / Ant.   : 3m   2014 3115 (4580)        Ant. pol. : HORIZONTAL
Limit         : FCC PART 15C  PEAK
Env. / Ins.   : 24*C/56%                     Engineer   : Leo-Li
EUT           : AC750 Wireless Dual Band Gigabit Router
Power Rating  : DC 12V From Adapter Input AC 120V/60Hz
Test Mode     : IEEE802.11nHT40  5190MHz Tx
M/N           : RNX-AC750RT
```

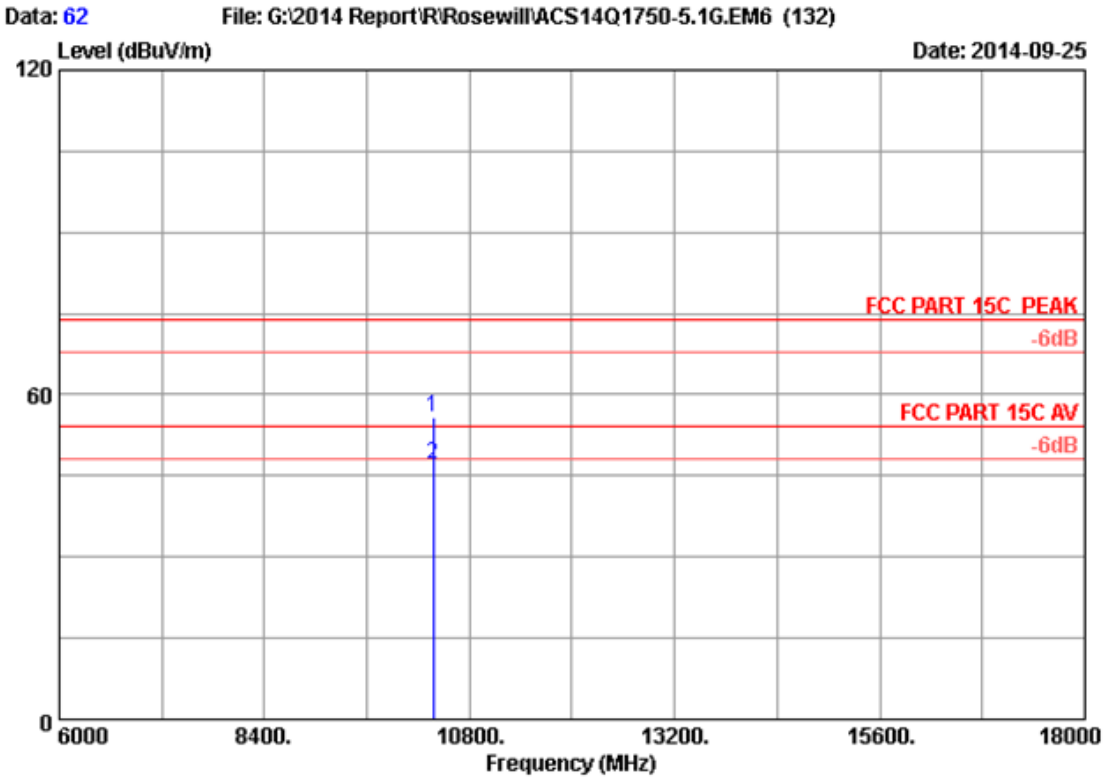

Site no. : 3m Chamber Data no. : 62
Dis. / Ant. : 3m 2014 3115 (4580) Ant. pol. : HORIZONTAL
Limit : FCC PART 15C PEAK
Env. / Ins. : 24*C/56% Engineer : Leo-Li
EUT : AC750 Wireless Dual Band Gigabit Router
Power Rating : DC 12V From Adapter Input AC 120V/60Hz
Test Mode : IEEE802.11nHT40 5190MHz Tx
M/N : RNX-AC750RT

No.	Freq. (MHz)	Ant. Factor (dB/m)	Cable Loss (dB)	AMP factor (dB)	Reading (dBuV)	Emission Level (dBuV/m)	Limits (dBuV/m)	Margin (dB)	Remark
1	10380.000	38.15	12.65	35.44	40.53	55.89	74.00	18.11	Peak
2	10380.000	38.15	12.65	35.44	31.62	46.98	54.00	7.02	Average

Remarks: 1. Emission Level= Antenna Factor + Cable Loss + Reading -Amp Factor
2. The emission levels that are 20dB below the official limit are not reported.

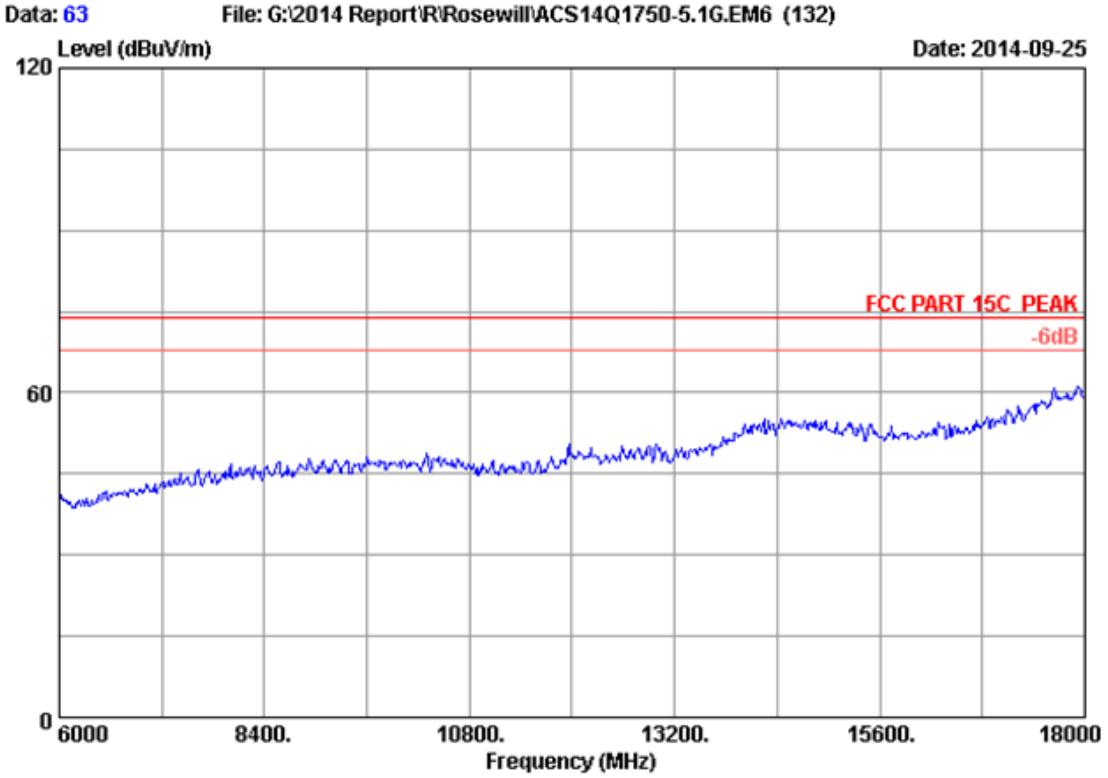


```
Site no.      : 3m Chamber                        Data no.   : 63
Dis. / Ant.   : 3m   2014 3115 (4580)        Ant. pol. : HORIZONTAL
Limit         : FCC PART 15C  PEAK
Env. / Ins.   : 24*C/56%                     Engineer   : Leo-Li
EUT           : AC750 Wireless Dual Band Gigabit Router
Power Rating  : DC 12V From Adapter Input AC 120V/60Hz
Test Mode     : IEEE802.11nHT40  5230MHz Tx
M/N           : RNX-AC750RT
```

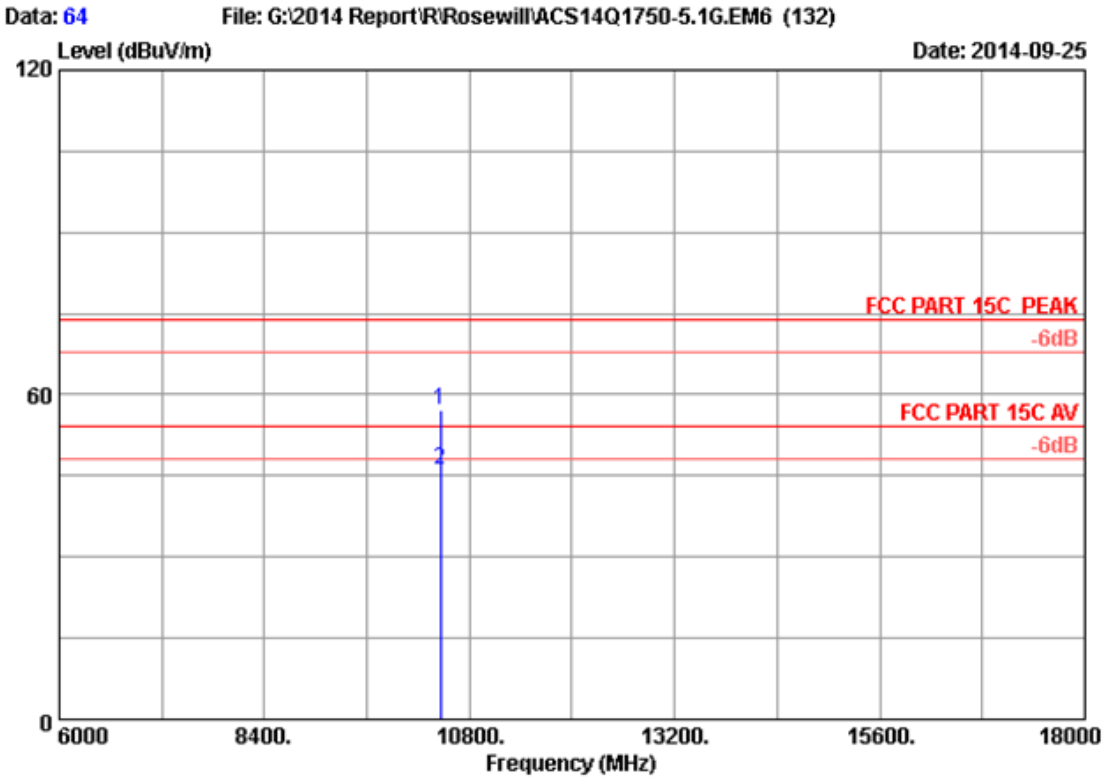

Site no. : 3m Chamber Data no. : 64
Dis. / Ant. : 3m 2014 3115 (4580) Ant. pol. : HORIZONTAL
Limit : FCC PART 15C PEAK
Env. / Ins. : 24*C/56% Engineer : Leo-Li
EUT : AC750 Wireless Dual Band Gigabit Router
Power Rating : DC 12V From Adapter Input AC 120V/60Hz
Test Mode : IEEE802.11nHT40 5230MHz Tx
M/N : RNX-AC750RT

No.	Freq. (MHz)	Ant. Factor (dB/m)	Cable Loss (dB)	AMP factor (dB)	Reading (dBuV)	Emission Level (dBuV/m)	Limits (dBuV/m)	Margin (dB)	Remark
1	10460.000	38.18	12.69	35.43	41.66	57.10	74.00	16.90	Peak
2	10460.000	38.18	12.69	35.43	30.86	46.30	54.00	7.70	Average

Remarks: 1. Emission Level= Antenna Factor + Cable Loss + Reading -Amp Factor
2. The emission levels that are 20dB below the official limit are not reported.

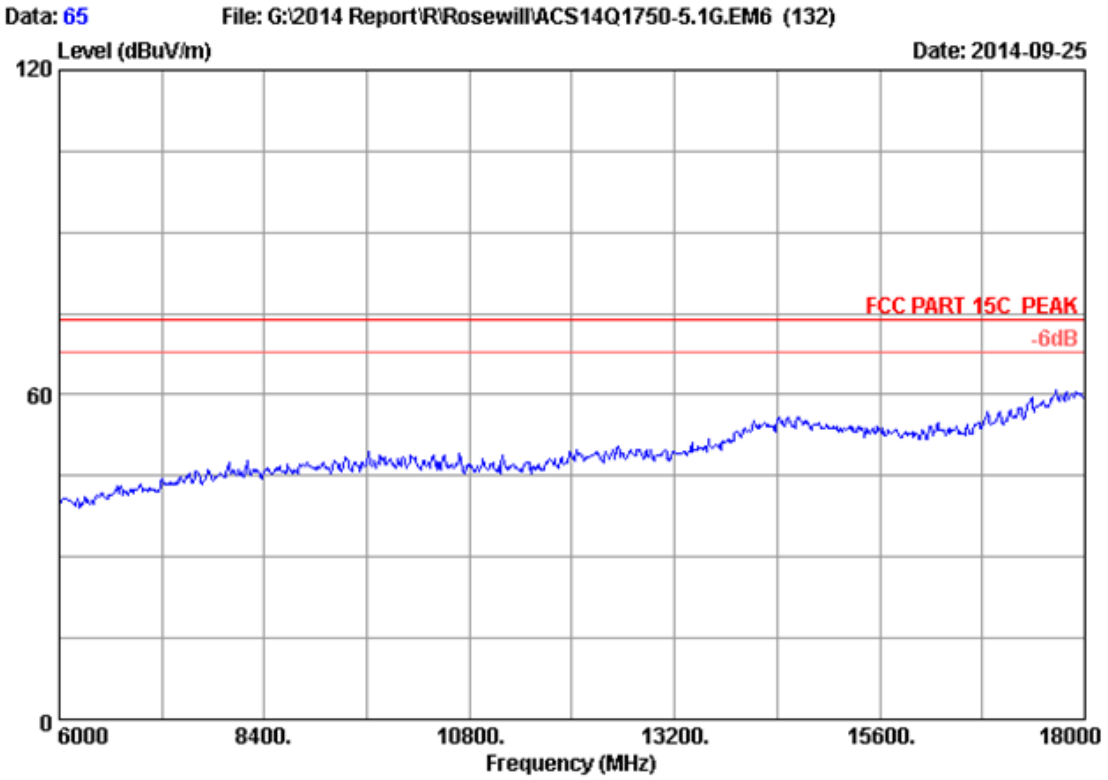


```
Site no.      : 3m Chamber                        Data no.   : 65
Dis. / Ant.   : 3m   2014 3115 (4580)        Ant. pol. : VERTICAL
Limit         : FCC PART 15C  PEAK
Env. / Ins.   : 24*C/56%                     Engineer   : Leo-Li
EUT           : AC750 Wireless Dual Band Gigabit Router
Power Rating  : DC 12V From Adapter Input AC 120V/60Hz
Test Mode     : IEEE802.11nHT40  5230MHz Tx
M/N           : RNX-AC750RT
```

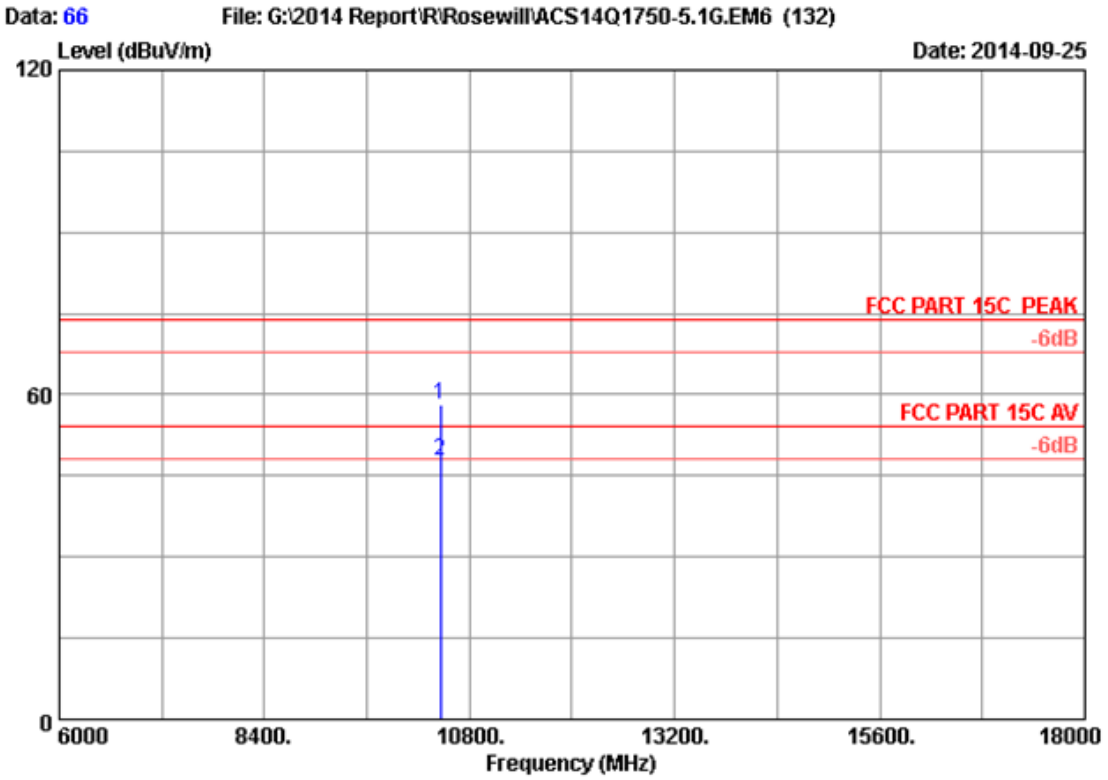

Site no. : 3m Chamber Data no. : 66
Dis. / Ant. : 3m 2014 3115 (4580) Ant. pol. : VERTICAL
Limit : FCC PART 15C PEAK
Env. / Ins. : 24*C/56% Engineer : Leo-Li
EUT : AC750 Wireless Dual Band Gigabit Router
Power Rating : DC 12V From Adapter Input AC 120V/60Hz
Test Mode : IEEE802.11nHT40 5230MHz Tx
M/N : RNX-AC750RT

No.	Freq. (MHz)	Ant. Factor (dB/m)	Cable Loss (dB)	AMP factor (dB)	Reading (dBuV)	Emission Level (dBuV/m)	Limits (dBuV/m)	Margin (dB)	Remark
1	10460.000	38.18	12.69	35.43	42.72	58.16	74.00	15.84	Peak
2	10460.000	38.18	12.69	35.43	32.39	47.83	54.00	6.17	Average

Remarks: 1. Emission Level= Antenna Factor + Cable Loss + Reading -Amp Factor
2. The emission levels that are 20dB below the official limit are not reported.

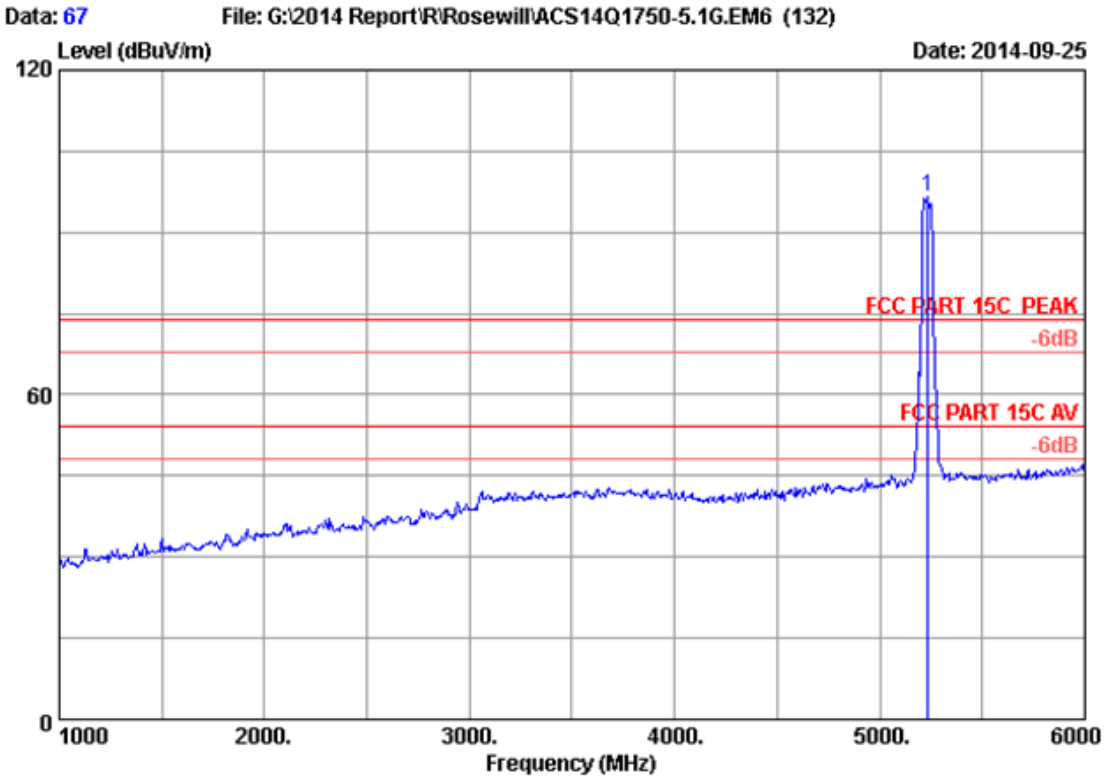

Site no. : 3m Chamber Data no. : 67
Dis. / Ant. : 3m 2014 3115 (4580) Ant. pol. : VERTICAL
Limit : FCC PART 15C PEAK
Env. / Ins. : 24*C/56% Engineer : Leo-Li
EUT : AC750 Wireless Dual Band Gigabit Router
Power Rating : DC 12V From Adapter Input AC 120V/60Hz
Test Mode : IEEE802.11nHT40 5230MHz Tx
M/N : RNX-AC750RT

No.	Freq. (MHz)	Ant. Factor (dB/m)	Cable Loss (dB)	AMP factor (dB)	Reading (dBuV)	Emission Level (dBuV/m)	Limits (dBuV/m)	Margin (dB)	Remark
1	5235.000	33.58	9.01	35.70	89.61	96.50	74.00	-22.50	Peak

Remarks: 1. Emission Level= Antenna Factor + Cable Loss + Reading -Amp Factor
2. The emission levels that are 20dB below the official limit are not reported.

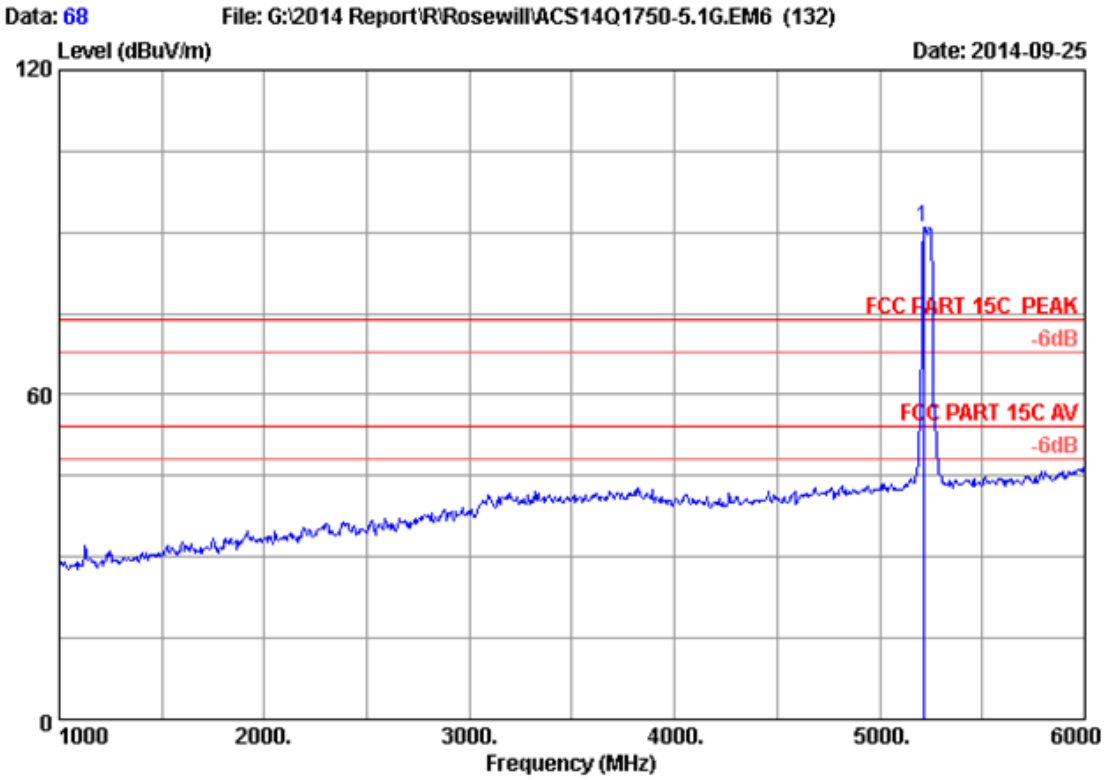

Site no. : 3m Chamber Data no. : 68
Dis. / Ant. : 3m 2014 3115 (4580) Ant. pol. : HORIZONTAL
Limit : FCC PART 15C PEAK
Env. / Ins. : 24*C/56% Engineer : Leo-Li
EUT : AC750 Wireless Dual Band Gigabit Router
Power Rating : DC 12V From Adapter Input AC 120V/60Hz
Test Mode : IEEE802.11nHT40 5230MHz Tx
M/N : RNX-AC750RT

No.	Freq. (MHz)	Ant. Factor (dB/m)	Cable Loss (dB)	AMP factor (dB)	Reading (dBuV)	Emission Level (dBuV/m)	Limits (dBuV/m)	Margin (dB)	Remark
1	5215.000	33.54	8.99	35.70	84.06	90.89	74.00	-16.89	Peak

Remarks: 1. Emission Level= Antenna Factor + Cable Loss + Reading -Amp Factor
2. The emission levels that are 20dB below the official limit are not reported.

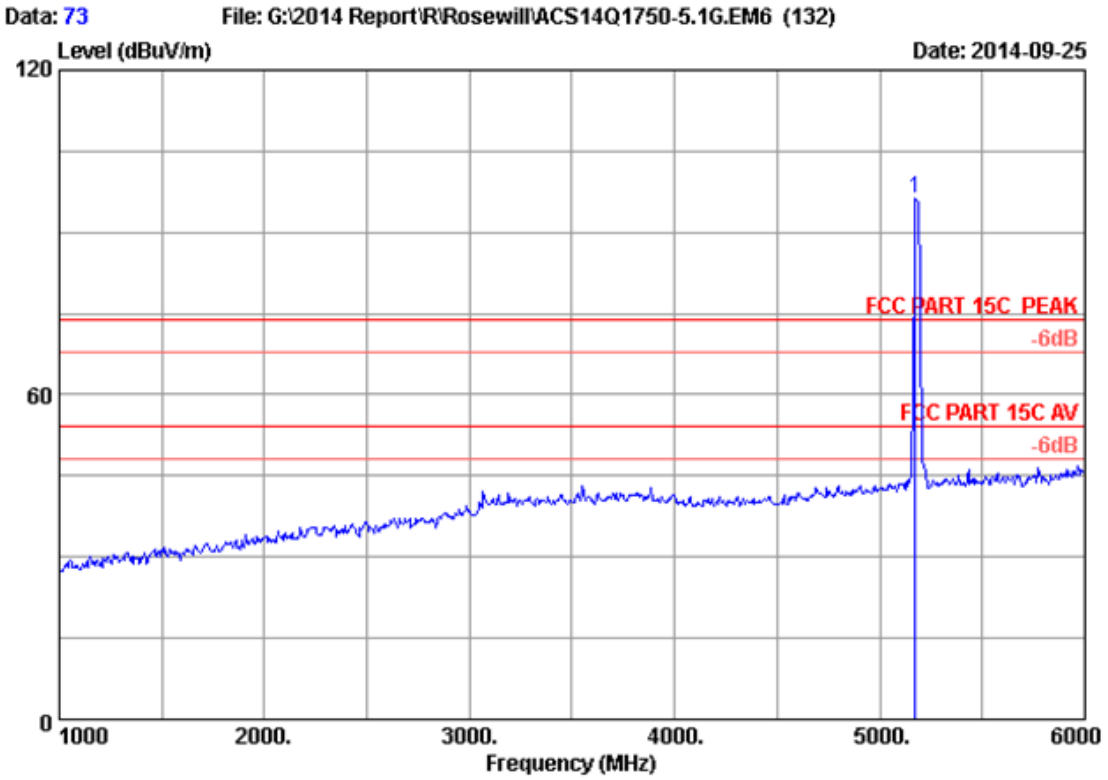

Site no. : 3m Chamber Data no. : 73
Dis. / Ant. : 3m 2014 3115 (4580) Ant. pol. : VERTICAL
Limit : FCC PART 15C PEAK
Env. / Ins. : 24*C/56% Engineer : Leo-Li
EUT : AC750 Wireless Dual Band Gigabit Router
Power Rating : DC 12V From Adapter Input AC 120V/60Hz
Test Mode : IEEE802.11ac VHT20 5180MHz Tx
M/N : RNX-AC750RT

No.	Freq. (MHz)	Ant. Factor (dB/m)	Cable Loss (dB)	AMP factor (dB)	Reading (dBuV)	Emission Level (dBuV/m)	Limits (dBuV/m)	Margin (dB)	Remark
1	5175.000	33.48	8.95	35.70	89.59	96.32	74.00	-22.32	Peak

Remarks: 1. Emission Level= Antenna Factor + Cable Loss + Reading -Amp Factor
2. The emission levels that are 20dB below the official limit are not reported.

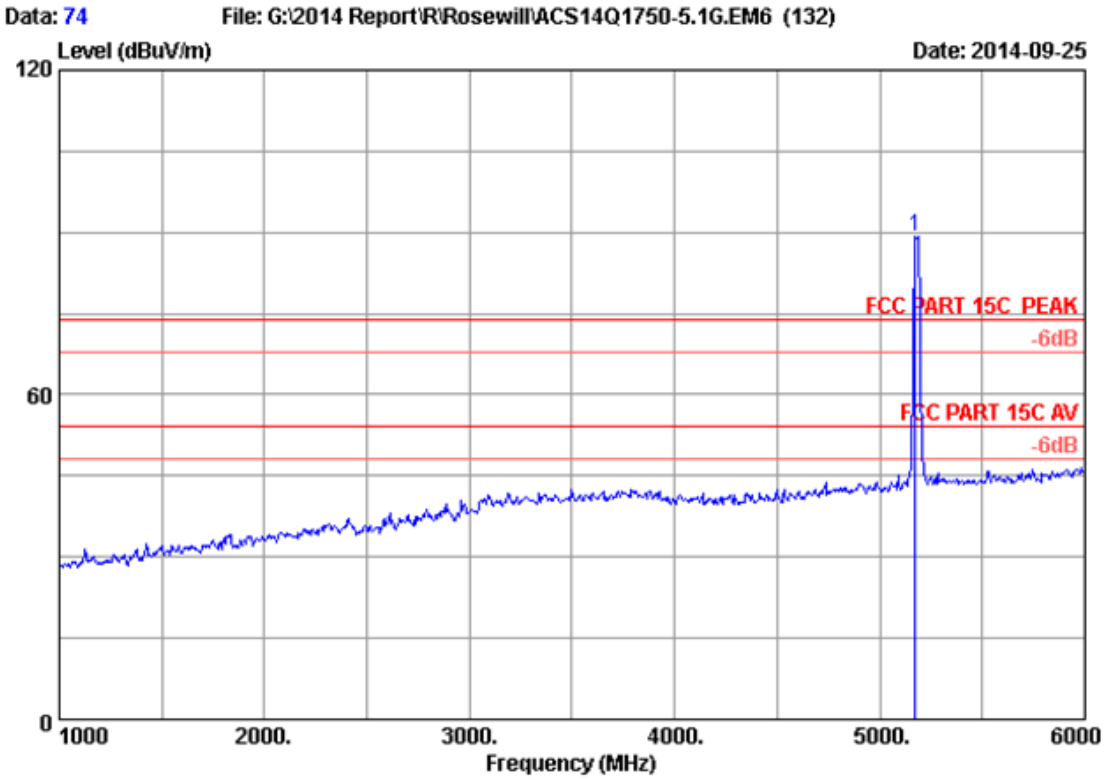

Site no. : 3m Chamber Data no. : 74
Dis. / Ant. : 3m 2014 3115 (4580) Ant. pol. : HORIZONTAL
Limit : FCC PART 15C PEAK
Env. / Ins. : 24*C/56% Engineer : Leo-Li
EUT : AC750 Wireless Dual Band Gigabit Router
Power Rating : DC 12V From Adapter Input AC 120V/60Hz
Test Mode : IEEE802.11ac VHT20 5180MHz Tx
M/N : RNX-AC750RT

No.	Freq. (MHz)	Ant. Factor (dB/m)	Cable Loss (dB)	AMP factor (dB)	Reading (dBuV)	Emission Level (dBuV/m)	Limits (dBuV/m)	Margin (dB)	Remark
1	5175.000	33.48	8.95	35.70	82.65	89.38	74.00	-15.38	Peak

Remarks: 1. Emission Level= Antenna Factor + Cable Loss + Reading -Amp Factor
2. The emission levels that are 20dB below the official limit are not reported.

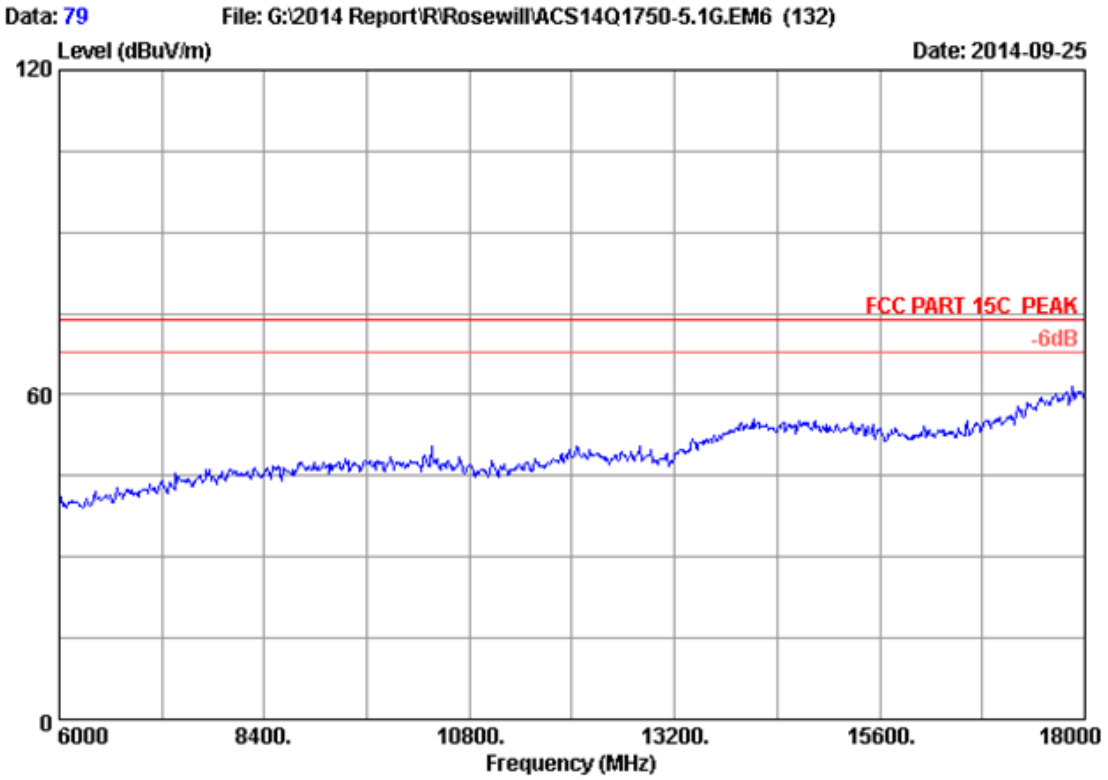


```
Site no.      : 3m Chamber                        Data no.   : 79
Dis. / Ant.   : 3m   2014 3115 (4580)        Ant. pol. : HORIZONTAL
Limit         : FCC PART 15C  PEAK
Env. / Ins.   : 24*C/56%                     Engineer   : Leo-Li
EUT           : AC750 Wireless Dual Band Gigabit Router
Power Rating  : DC 12V From Adapter Input AC 120V/60Hz
Test Mode     : IEEE802.11ac VHT20  5180MHz Tx
M/N           : RNX-AC750RT
```

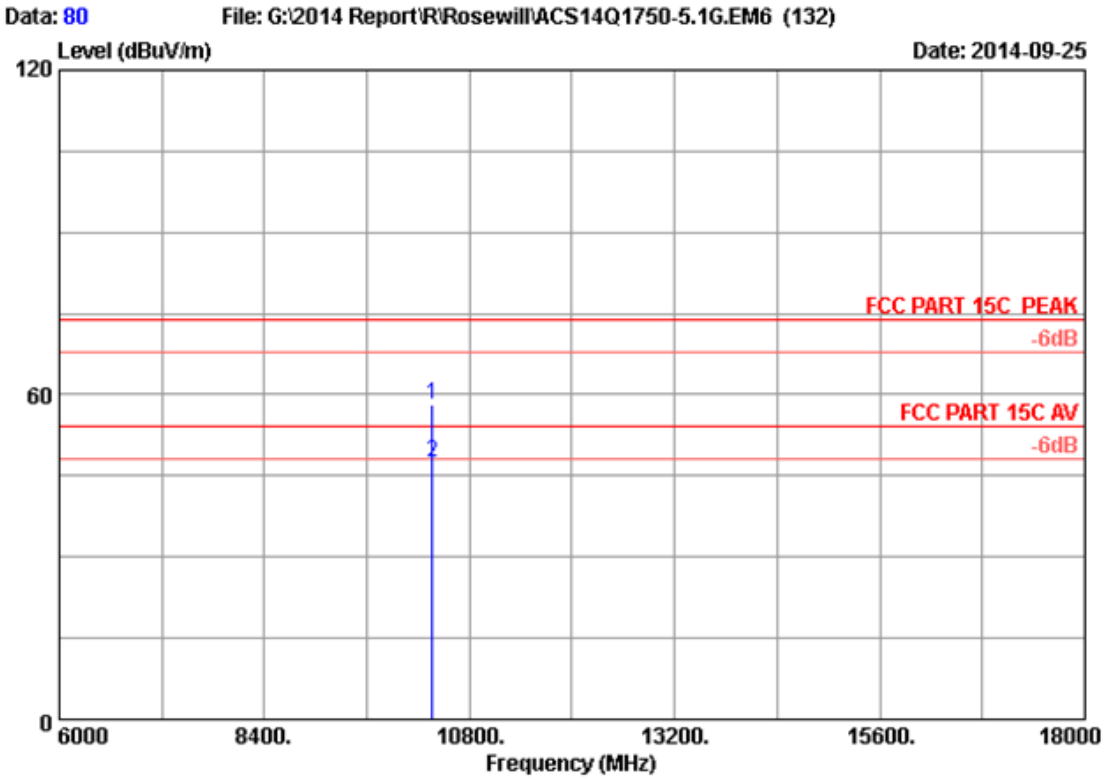

Site no. : 3m Chamber Data no. : 80
Dis. / Ant. : 3m 2014 3115 (4580) Ant. pol. : HORIZONTAL
Limit : FCC PART 15C PEAK
Env. / Ins. : 24*C/56% Engineer : Leo-Li
EUT : AC750 Wireless Dual Band Gigabit Router
Power Rating : DC 12V From Adapter Input AC 120V/60Hz
Test Mode : IEEE802.11ac VHT20 5180MHz Tx
M/N : RNX-AC750RT

No.	Freq. (MHz)	Ant. Factor (dB/m)	Cable Loss (dB)	AMP factor (dB)	Reading (dBuV)	Emission Level (dBuV/m)	Limits (dBuV/m)	Margin (dB)	Remark
1	10360.000	38.14	12.64	35.45	42.92	58.25	74.00	15.75	Peak
2	10360.000	38.14	12.64	35.45	31.99	47.32	54.00	6.68	Average

Remarks: 1. Emission Level= Antenna Factor + Cable Loss + Reading -Amp Factor
2. The emission levels that are 20dB below the official limit are not reported.

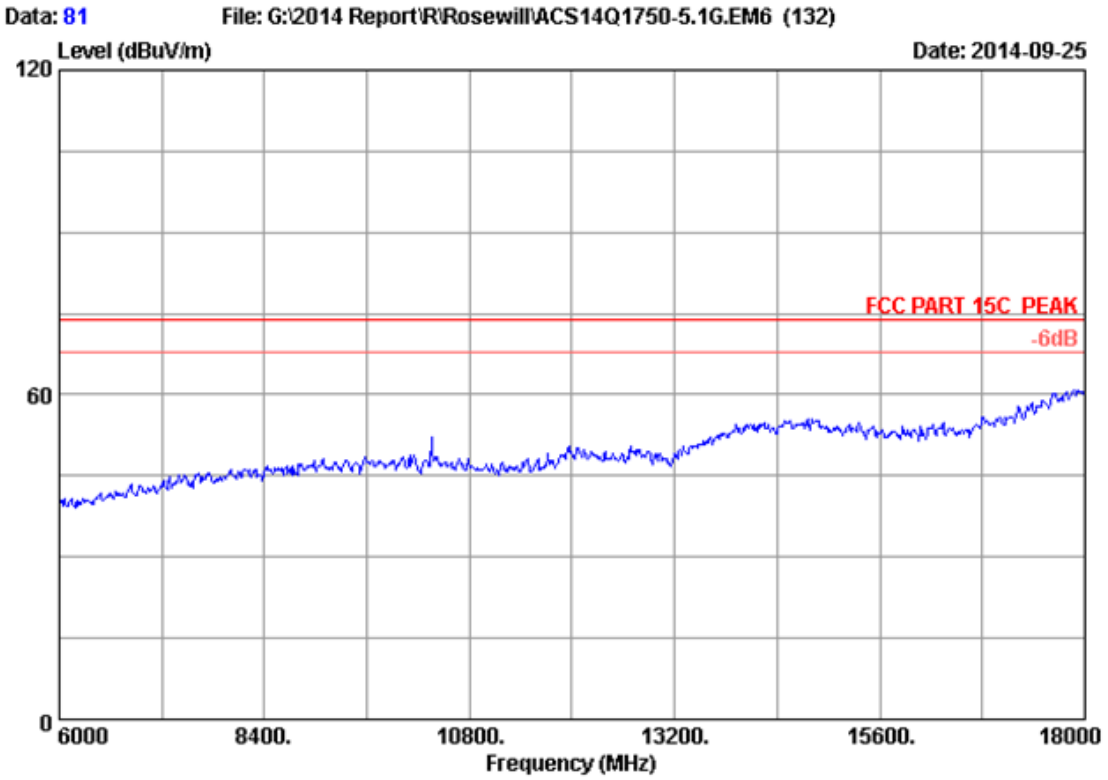


```
Site no.      : 3m Chamber                        Data no.   : 81
Dis. / Ant.   : 3m   2014 3115 (4580)        Ant. pol. : VERTICAL
Limit         : FCC PART 15C  PEAK
Env. / Ins.   : 24*C/56%                     Engineer   : Leo-Li
EUT           : AC750 Wireless Dual Band Gigabit Router
Power Rating  : DC 12V From Adapter Input AC 120V/60Hz
Test Mode     : IEEE802.11ac VHT20  5180MHz Tx
M/N           : RNX-AC750RT
```

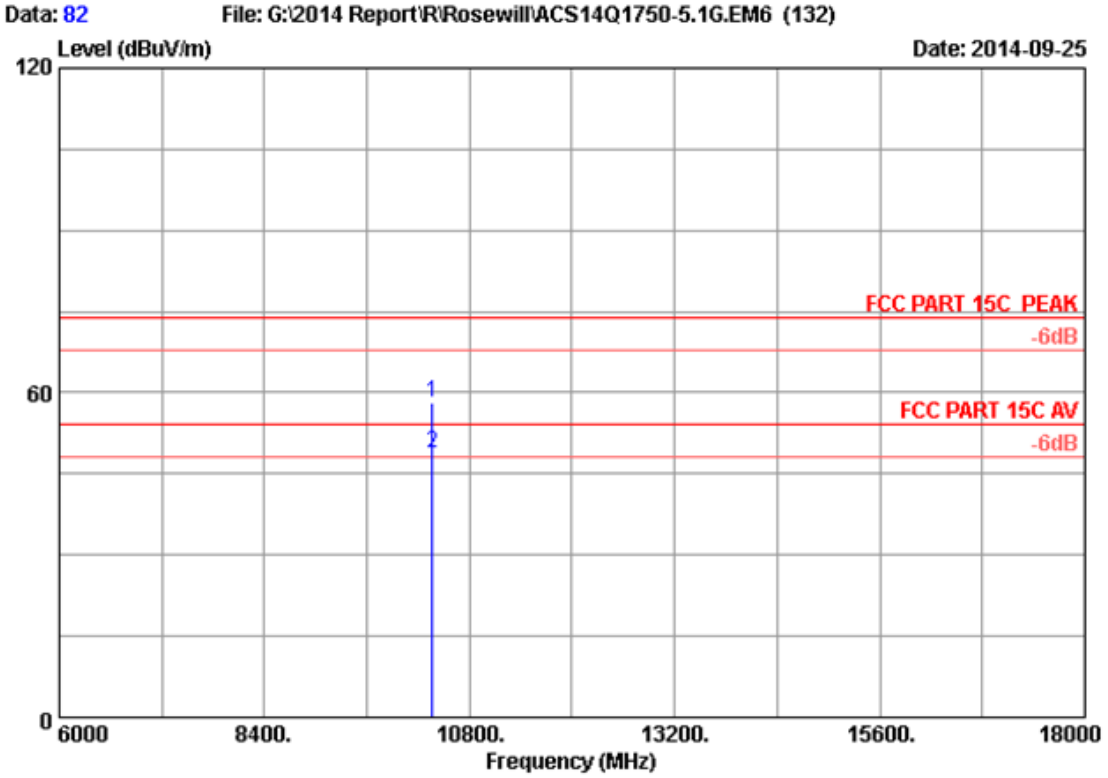

Site no. : 3m Chamber Data no. : 82
Dis. / Ant. : 3m 2014 3115 (4580) Ant. pol. : VERTICAL
Limit : FCC PART 15C PEAK
Env. / Ins. : 24*C/56% Engineer : Leo-Li
EUT : AC750 Wireless Dual Band Gigabit Router
Power Rating : DC 12V From Adapter Input AC 120V/60Hz
Test Mode : IEEE802.11ac VHT20 5180MHz Tx
M/N : RNX-AC750RT

No.	Freq. (MHz)	Ant. Factor (dB/m)	Cable Loss (dB)	AMP factor (dB)	Reading (dBuV)	Emission Level (dBuV/m)	Limits (dBuV/m)	Margin (dB)	Remark
1	10360.000	38.14	12.64	35.45	42.68	58.01	74.00	15.99	Peak
2	10360.000	38.14	12.64	35.45	33.46	48.79	54.00	5.21	Average

Remarks: 1. Emission Level= Antenna Factor + Cable Loss + Reading -Amp Factor
2. The emission levels that are 20dB below the official limit are not reported.

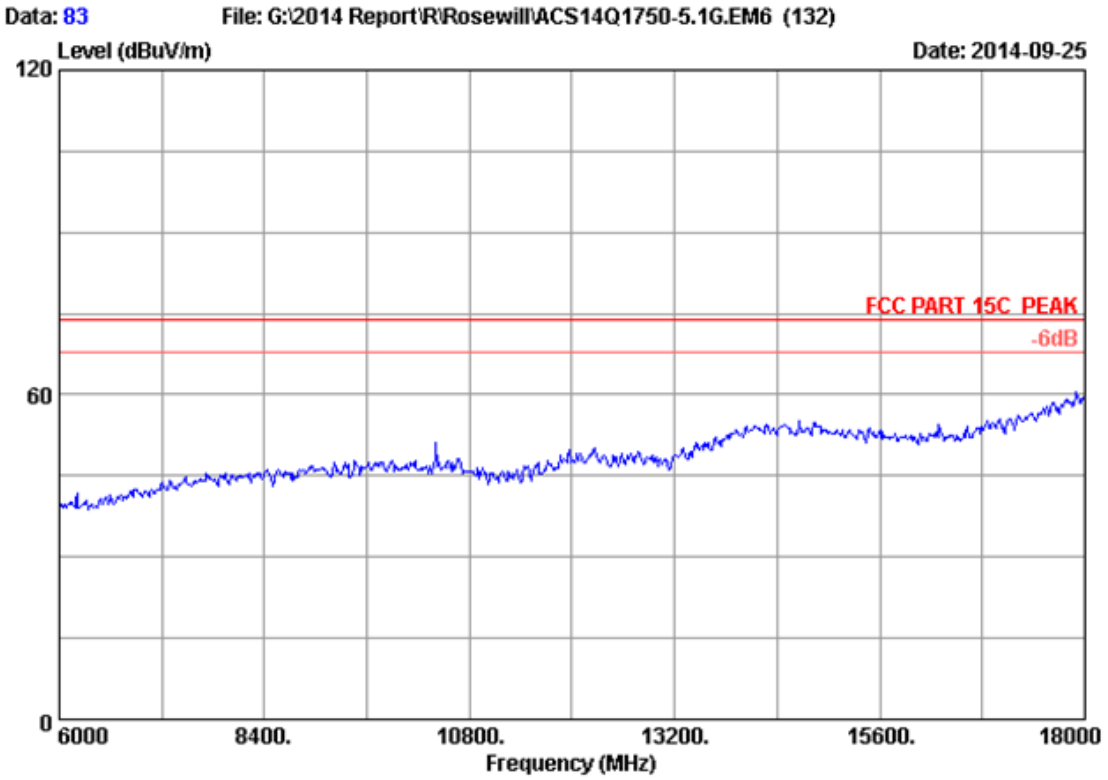


```
Site no.      : 3m Chamber                        Data no.   : 83
Dis. / Ant.   : 3m   2014 3115 (4580)        Ant. pol. : VERTICAL
Limit         : FCC PART 15C  PEAK
Env. / Ins.   : 24*C/56%                     Engineer   : Leo-Li
EUT           : AC750 Wireless Dual Band Gigabit Router
Power Rating  : DC 12V From Adapter Input AC 120V/60Hz
Test Mode     : IEEE802.11ac VHT20  5200MHz Tx
M/N           : RNX-AC750RT
```

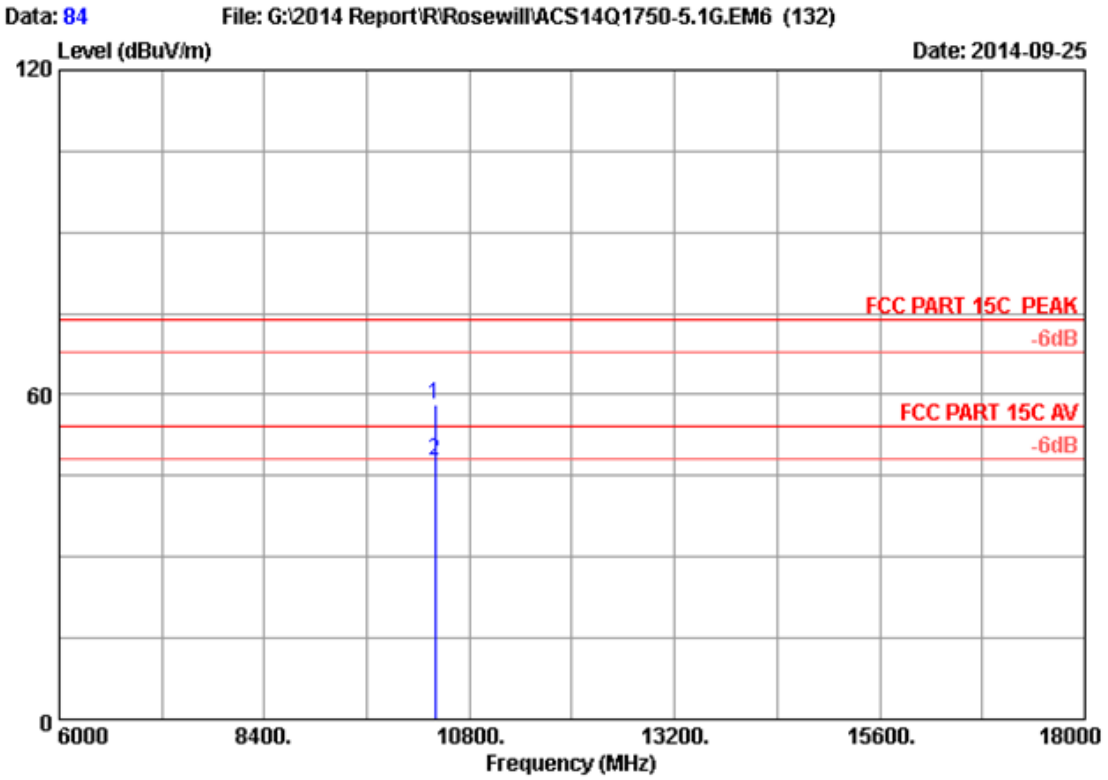

Site no. : 3m Chamber Data no. : 84
Dis. / Ant. : 3m 2014 3115 (4580) Ant. pol. : VERTICAL
Limit : FCC PART 15C PEAK
Env. / Ins. : 24*C/56% Engineer : Leo-Li
EUT : AC750 Wireless Dual Band Gigabit Router
Power Rating : DC 12V From Adapter Input AC 120V/60Hz
Test Mode : IEEE802.11ac VHT20 5200MHz Tx
M/N : RNX-AC750RT

No.	Freq. (MHz)	Ant. Factor (dB/m)	Cable Loss (dB)	AMP factor (dB)	Reading (dBuV)	Emission Level (dBuV/m)	Limits (dBuV/m)	Margin (dB)	Remark
1	10400.000	38.16	12.66	35.44	42.93	58.31	74.00	15.69	Peak
2	10400.000	38.16	12.66	35.44	32.38	47.76	54.00	6.24	Average

Remarks: 1. Emission Level= Antenna Factor + Cable Loss + Reading -Amp Factor
2. The emission levels that are 20dB below the official limit are not reported.

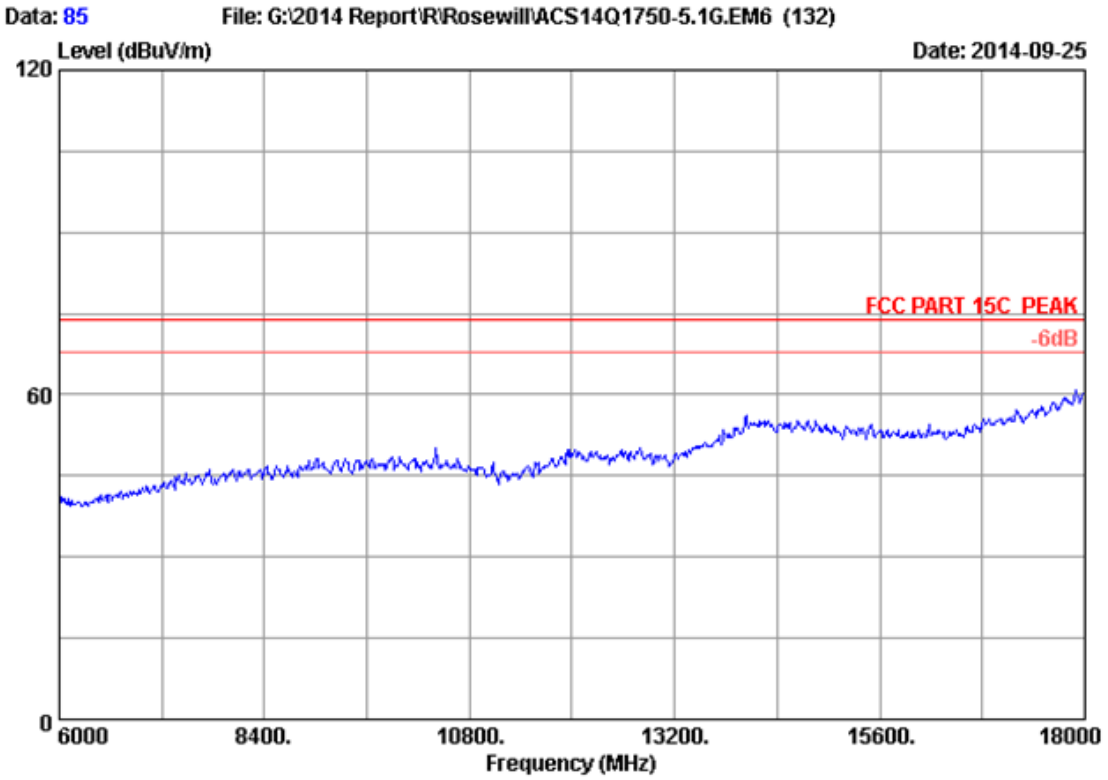


```
Site no.      : 3m Chamber                        Data no.   : 85
Dis. / Ant.   : 3m   2014 3115 (4580)        Ant. pol. : HORIZONTAL
Limit         : FCC PART 15C  PEAK
Env. / Ins.   : 24*C/56%                     Engineer   : Leo-Li
EUT           : AC750 Wireless Dual Band Gigabit Router
Power Rating  : DC 12V From Adapter Input AC 120V/60Hz
Test Mode     : IEEE802.11ac VHT20  5200MHz Tx
M/N           : RNX-AC750RT
```

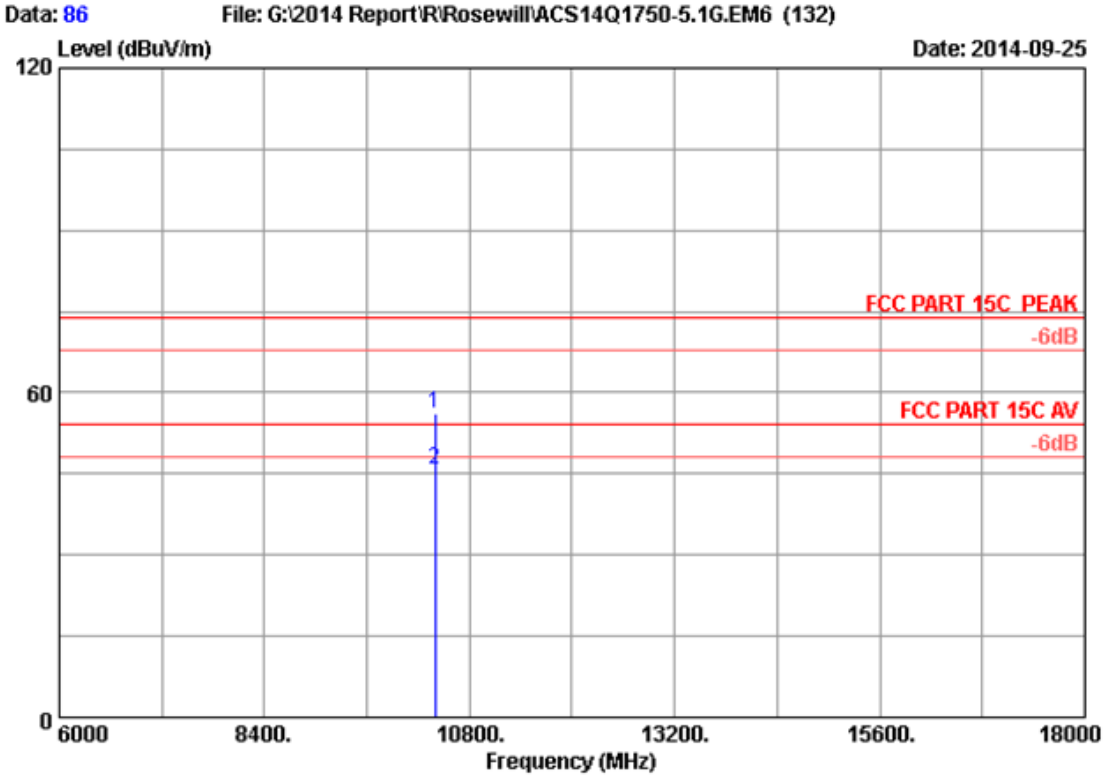

Site no. : 3m Chamber Data no. : 86
Dis. / Ant. : 3m 2014 3115 (4580) Ant. pol. : HORIZONTAL
Limit : FCC PART 15C PEAK
Env. / Ins. : 24*C/56% Engineer : Leo-Li
EUT : AC750 Wireless Dual Band Gigabit Router
Power Rating : DC 12V From Adapter Input AC 120V/60Hz
Test Mode : IEEE802.11ac VHT20 5200MHz Tx
M/N : RNX-AC750RT

No.	Freq. (MHz)	Ant. Factor (dB/m)	Cable Loss (dB)	AMP factor (dB)	Reading (dBuV)	Emission Level (dBuV/m)	Limits (dBuV/m)	Margin (dB)	Remark
1	10400.000	38.16	12.66	35.44	40.86	56.24	74.00	17.76	Peak
2	10400.000	38.16	12.66	35.44	30.49	45.87	54.00	8.13	Average

Remarks: 1. Emission Level= Antenna Factor + Cable Loss + Reading -Amp Factor
2. The emission levels that are 20dB below the official limit are not reported.

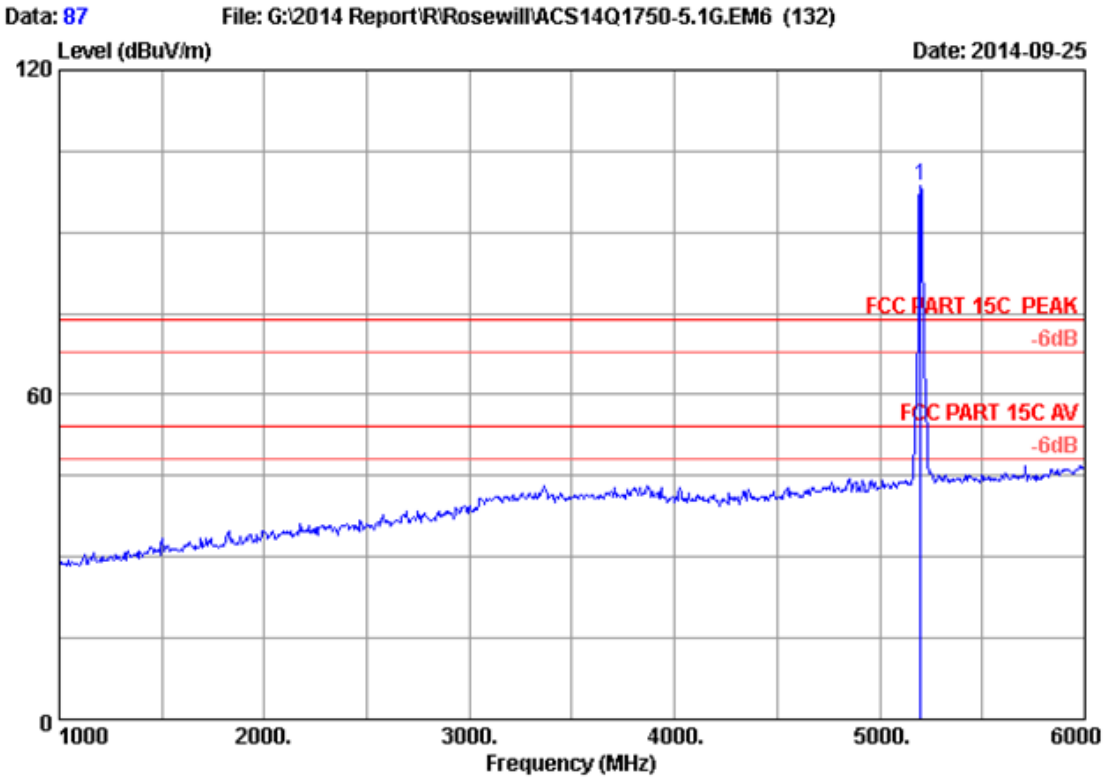

Site no. : 3m Chamber Data no. : 87
Dis. / Ant. : 3m 2014 3115 (4580) Ant. pol. : VERTICAL
Limit : FCC PART 15C PEAK
Env. / Ins. : 24*C/56% Engineer : Leo-Li
EUT : AC750 Wireless Dual Band Gigabit Router
Power Rating : DC 12V From Adapter Input AC 120V/60Hz
Test Mode : IEEE802.11ac VHT20 5200MHz Tx
M/N : RNX-AC750RT

No.	Freq. (MHz)	Ant. Factor (dB/m)	Cable Loss (dB)	AMP factor (dB)	Reading (dBuV)	Emission Level (dBuV/m)	Limits (dBuV/m)	Margin (dB)	Remark
1	5200.000	33.52	8.97	35.70	91.74	98.53	74.00	-24.53	Peak

Remarks: 1. Emission Level= Antenna Factor + Cable Loss + Reading -Amp Factor
2. The emission levels that are 20dB below the official limit are not reported.

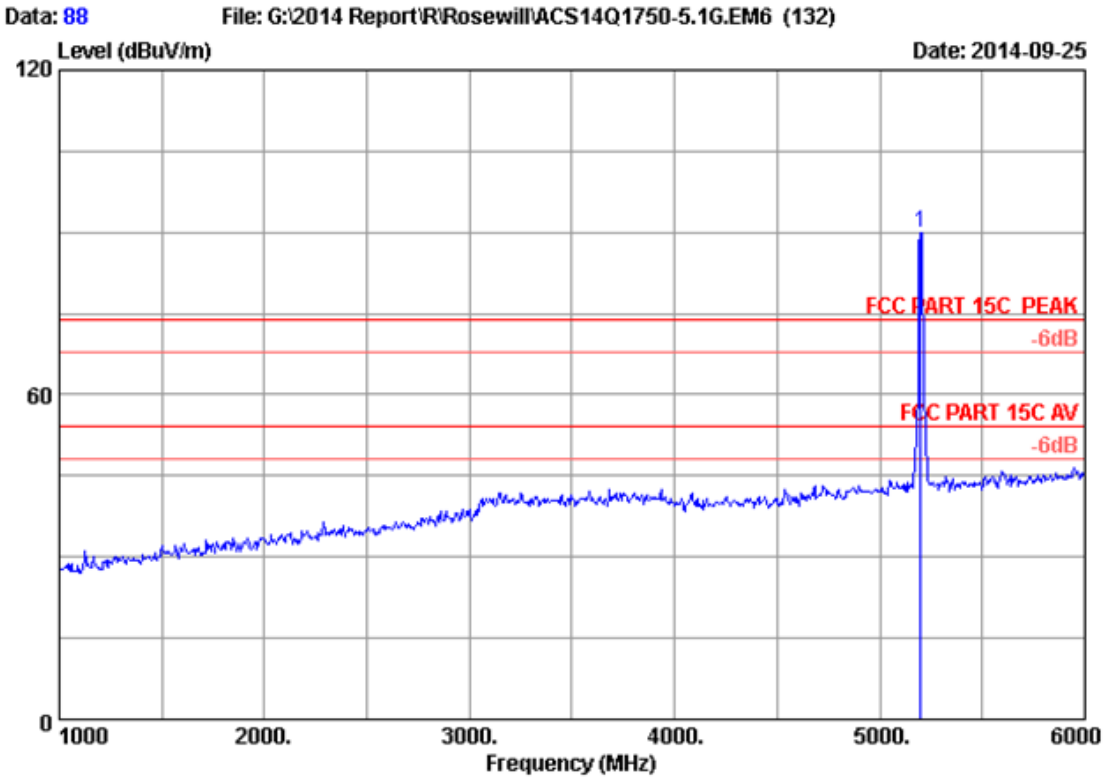

Site no. : 3m Chamber Data no. : 88
Dis. / Ant. : 3m 2014 3115 (4580) Ant. pol. : HORIZONTAL
Limit : FCC PART 15C PEAK
Env. / Ins. : 24*C/56% Engineer : Leo-Li
EUT : AC750 Wireless Dual Band Gigabit Router
Power Rating : DC 12V From Adapter Input AC 120V/60Hz
Test Mode : IEEE802.11ac VHT20 5200MHz Tx
M/N : RNX-AC750RT

No.	Freq. (MHz)	Ant. Factor (dB/m)	Cable Loss (dB)	AMP factor (dB)	Reading (dBuV)	Emission Level (dBuV/m)	Limits (dBuV/m)	Margin (dB)	Remark
1	5200.000	33.52	8.97	35.70	83.00	89.79	74.00	-15.79	Peak

Remarks: 1. Emission Level= Antenna Factor + Cable Loss + Reading -Amp Factor
2. The emission levels that are 20dB below the official limit are not reported.

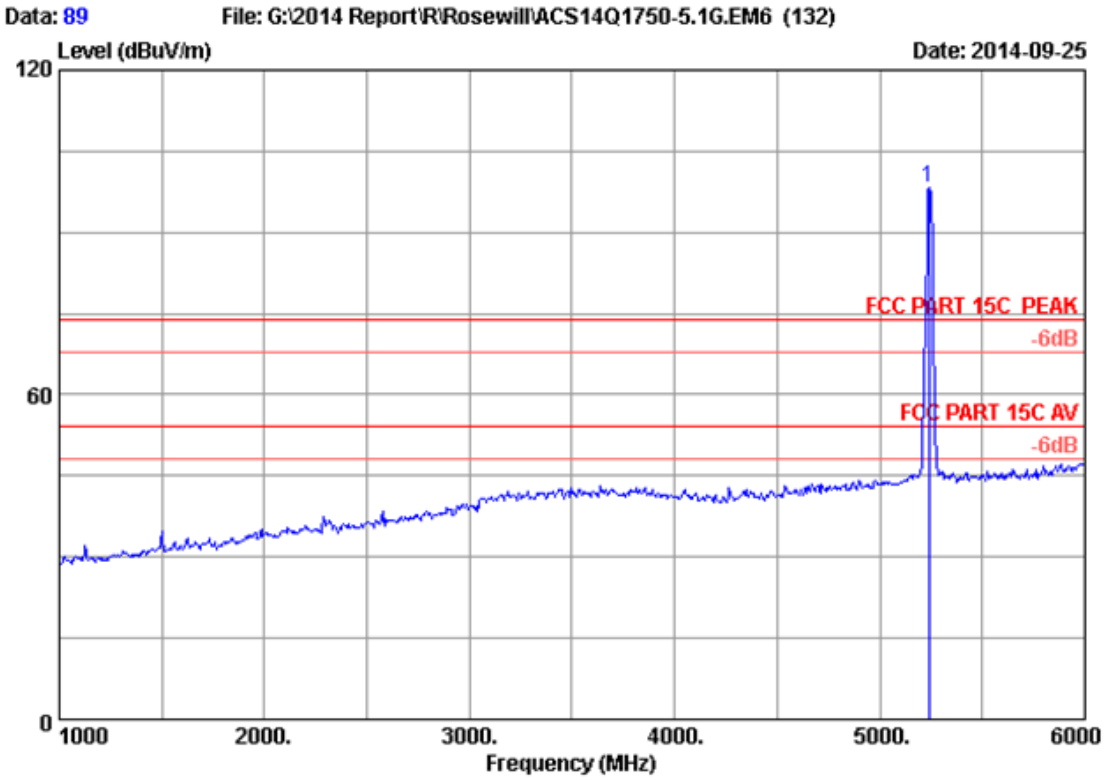

Site no. : 3m Chamber Data no. : 89
Dis. / Ant. : 3m 2014 3115 (4580) Ant. pol. : VERTICAL
Limit : FCC PART 15C PEAK
Env. / Ins. : 24*C/56% Engineer : Leo-Li
EUT : AC750 Wireless Dual Band Gigabit Router
Power Rating : DC 12V From Adapter Input AC 120V/60Hz
Test Mode : IEEE802.11ac VHT20 5240MHz Tx
M/N : RNX-AC750RT

No.	Freq. (MHz)	Ant. Factor (dB/m)	Cable Loss (dB)	AMP factor (dB)	Reading (dBuV)	Emission Level (dBuV/m)	Limits (dBuV/m)	Margin (dB)	Remark
1	5240.000	33.58	9.02	35.70	91.30	98.20	74.00	-24.20	Peak

Remarks: 1. Emission Level= Antenna Factor + Cable Loss + Reading -Amp Factor
2. The emission levels that are 20dB below the official limit are not reported.

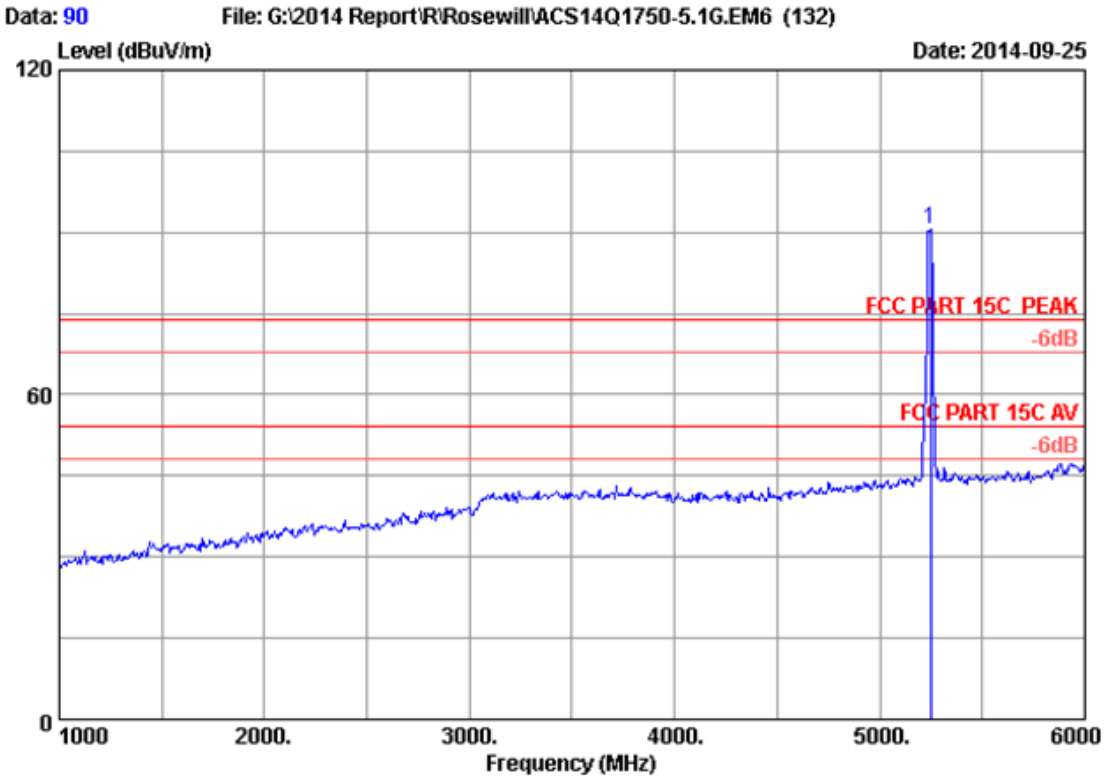

Site no. : 3m Chamber Data no. : 90
Dis. / Ant. : 3m 2014 3115 (4580) Ant. pol. : HORIZONTAL
Limit : FCC PART 15C PEAK
Env. / Ins. : 24*C/56% Engineer : Leo-Li
EUT : AC750 Wireless Dual Band Gigabit Router
Power Rating : DC 12V From Adapter Input AC 120V/60Hz
Test Mode : IEEE802.11ac VHT20 5240MHz Tx
M/N : RNX-AC750RT

No.	Freq. (MHz)	Ant. Factor (dB/m)	Cable Loss (dB)	AMP factor (dB)	Reading (dBuV)	Emission Level (dBuV/m)	Limits (dBuV/m)	Margin (dB)	Remark
1	5250.000	33.60	9.03	35.70	83.58	90.51	74.00	-16.51	Peak

Remarks: 1. Emission Level= Antenna Factor + Cable Loss + Reading -Amp Factor
2. The emission levels that are 20dB below the official limit are not reported.

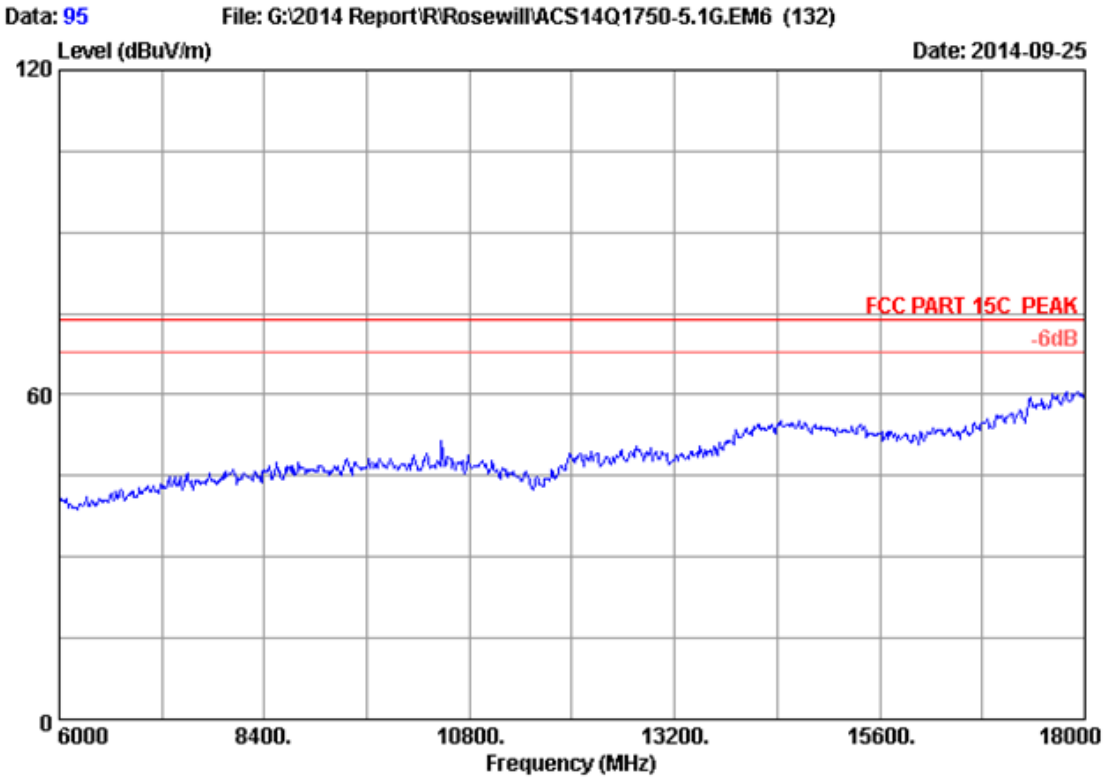


```
Site no.      : 3m Chamber                        Data no.   : 95
Dis. / Ant.   : 3m   2014 3115 (4580)        Ant. pol. : VERTICAL
Limit         : FCC PART 15C  PEAK
Env. / Ins.   : 24*C/56%                     Engineer   : Leo-Li
EUT           : AC750 Wireless Dual Band Gigabit Router
Power Rating  : DC 12V From Adapter Input AC 120V/60Hz
Test Mode     : IEEE802.11ac VHT20  5240MHz Tx
M/N           : RNX-AC750RT
```

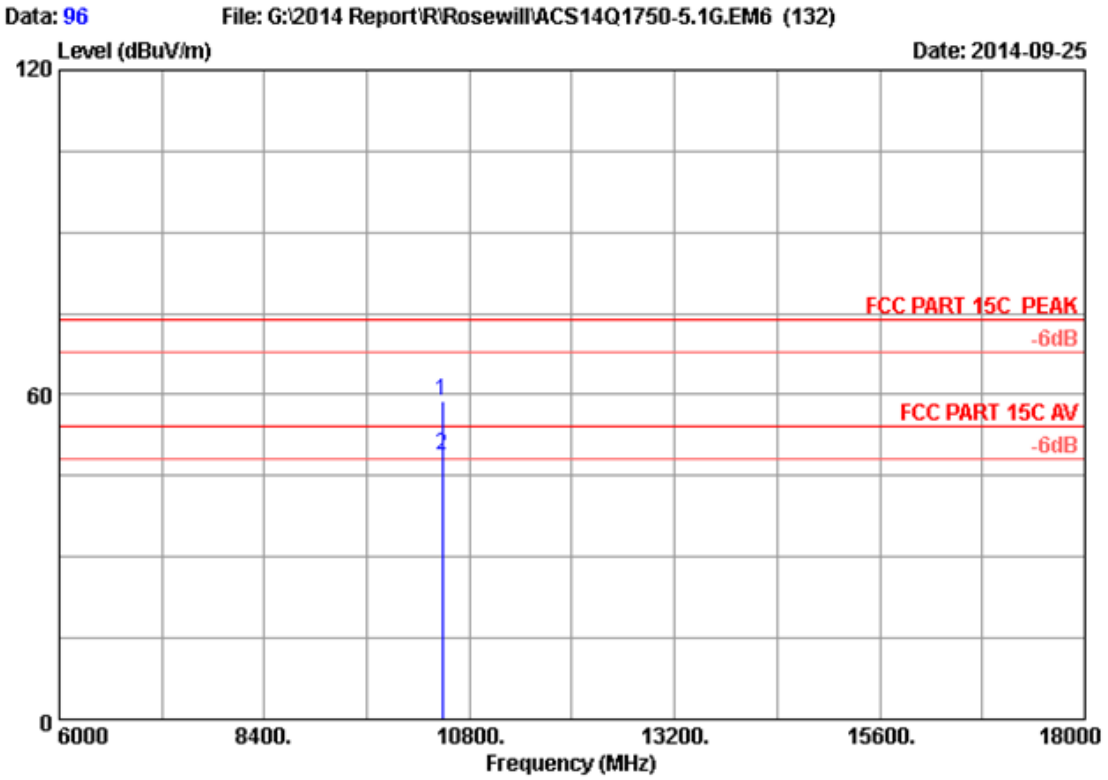

Site no. : 3m Chamber Data no. : 96
Dis. / Ant. : 3m 2014 3115 (4580) Ant. pol. : VERTICAL
Limit : FCC PART 15C PEAK
Env. / Ins. : 24*C/56% Engineer : Leo-Li
EUT : AC750 Wireless Dual Band Gigabit Router
Power Rating : DC 12V From Adapter Input AC 120V/60Hz
Test Mode : IEEE802.11ac VHT20 5240MHz Tx
M/N : RNX-AC750RT

No.	Freq. (MHz)	Ant. Factor (dB/m)	Cable Loss (dB)	AMP factor (dB)	Reading (dBuV)	Emission Level (dBuV/m)	Limits (dBuV/m)	Margin (dB)	Remark
1	10480.000	38.19	12.70	35.43	43.26	58.72	74.00	15.28	Peak
2	10480.000	38.19	12.70	35.43	33.28	48.74	54.00	5.26	Average

Remarks: 1. Emission Level= Antenna Factor + Cable Loss + Reading -Amp Factor
2. The emission levels that are 20dB below the official limit are not reported.

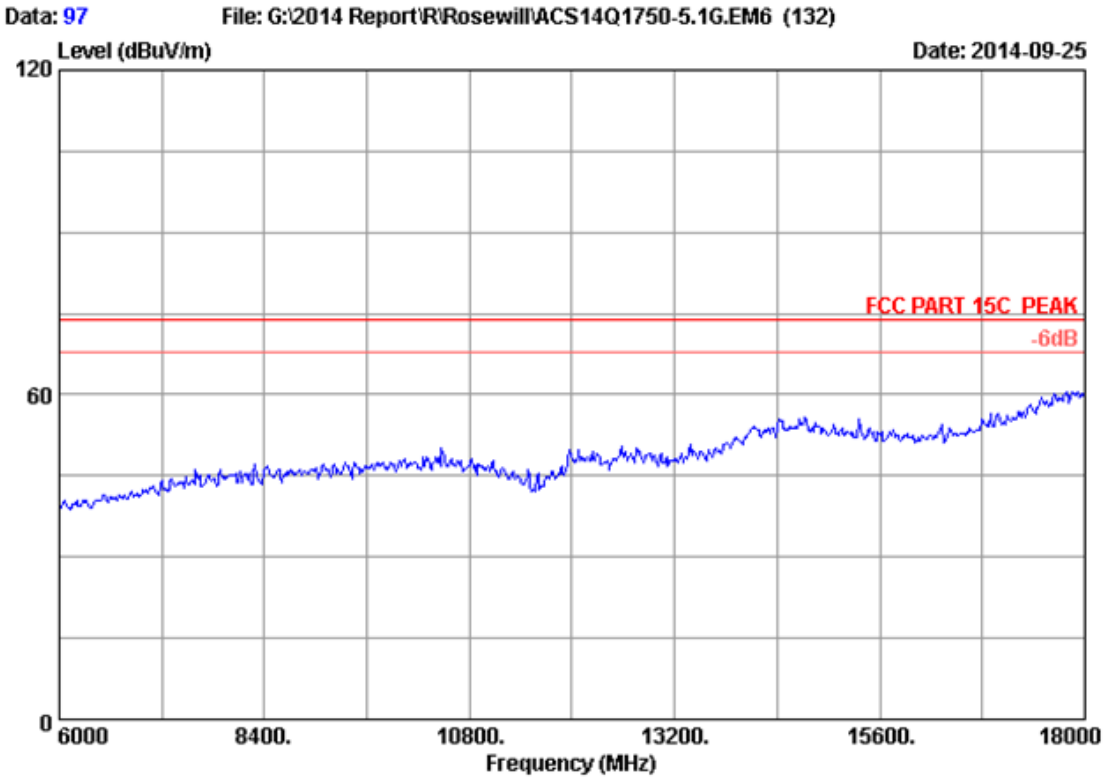


```
Site no.      : 3m Chamber                        Data no.   : 97
Dis. / Ant.   : 3m   2014 3115 (4580)        Ant. pol. : HORIZONTAL
Limit         : FCC PART 15C  PEAK
Env. / Ins.   : 24*C/56%                     Engineer   : Leo-Li
EUT           : AC750 Wireless Dual Band Gigabit Router
Power Rating  : DC 12V From Adapter Input AC 120V/60Hz
Test Mode     : IEEE802.11ac VHT20  5240MHz Tx
M/N           : RNX-AC750RT
```

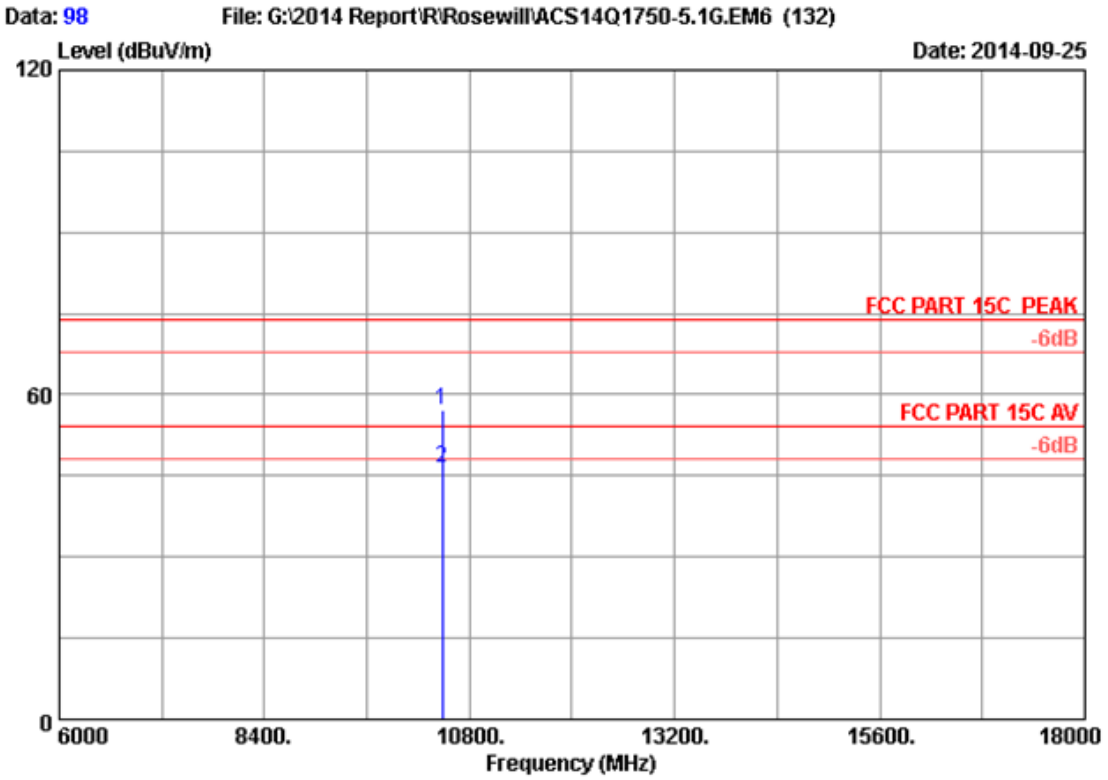

Site no. : 3m Chamber Data no. : 98
Dis. / Ant. : 3m 2014 3115 (4580) Ant. pol. : HORIZONTAL
Limit : FCC PART 15C PEAK
Env. / Ins. : 24*C/56% Engineer : Leo-Li
EUT : AC750 Wireless Dual Band Gigabit Router
Power Rating : DC 12V From Adapter Input AC 120V/60Hz
Test Mode : IEEE802.11ac VHT20 5240MHz Tx
M/N : RNX-AC750RT

No.	Freq. (MHz)	Ant. Factor (dB/m)	Cable Loss (dB)	AMP factor (dB)	Reading (dBuV)	Emission Level (dBuV/m)	Limits (dBuV/m)	Margin (dB)	Remark
1	10480.000	38.19	12.70	35.43	41.63	57.09	74.00	16.91	Peak
2	10480.000	38.19	12.70	35.43	30.97	46.43	54.00	7.57	Average

Remarks: 1. Emission Level= Antenna Factor + Cable Loss + Reading -Amp Factor
2. The emission levels that are 20dB below the official limit are not reported.

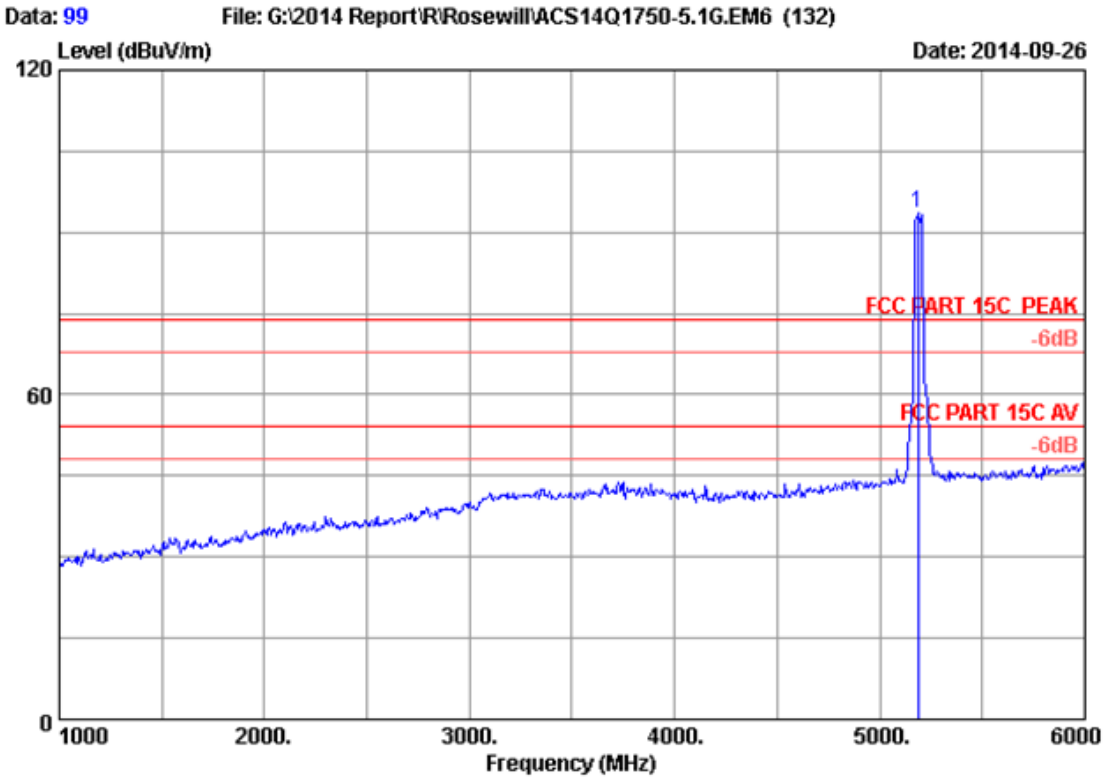

Site no. : 3m Chamber Data no. : 99
Dis. / Ant. : 3m 2014 3115 (4580) Ant. pol. : VERTICAL
Limit : FCC PART 15C PEAK
Env. / Ins. : 24*C/56% Engineer : Leo-Li
EUT : AC750 Wireless Dual Band Gigabit Router
Power Rating : DC 12V From Adapter Input AC 120V/60Hz
Test Mode : IEEE802.11ac VHT40 5190MHz Tx
M/N : RNX-AC750RT

No.	Freq. (MHz)	Ant. Factor (dB/m)	Cable Loss (dB)	AMP factor (dB)	Reading (dBuV)	Emission Level (dBuV/m)	Limits (dBuV/m)	Margin (dB)	Remark
1	5185.000	33.50	8.96	35.70	86.86	93.62	74.00	-19.62	Peak

Remarks: 1. Emission Level= Antenna Factor + Cable Loss + Reading -Amp Factor
2. The emission levels that are 20dB below the official limit are not reported.

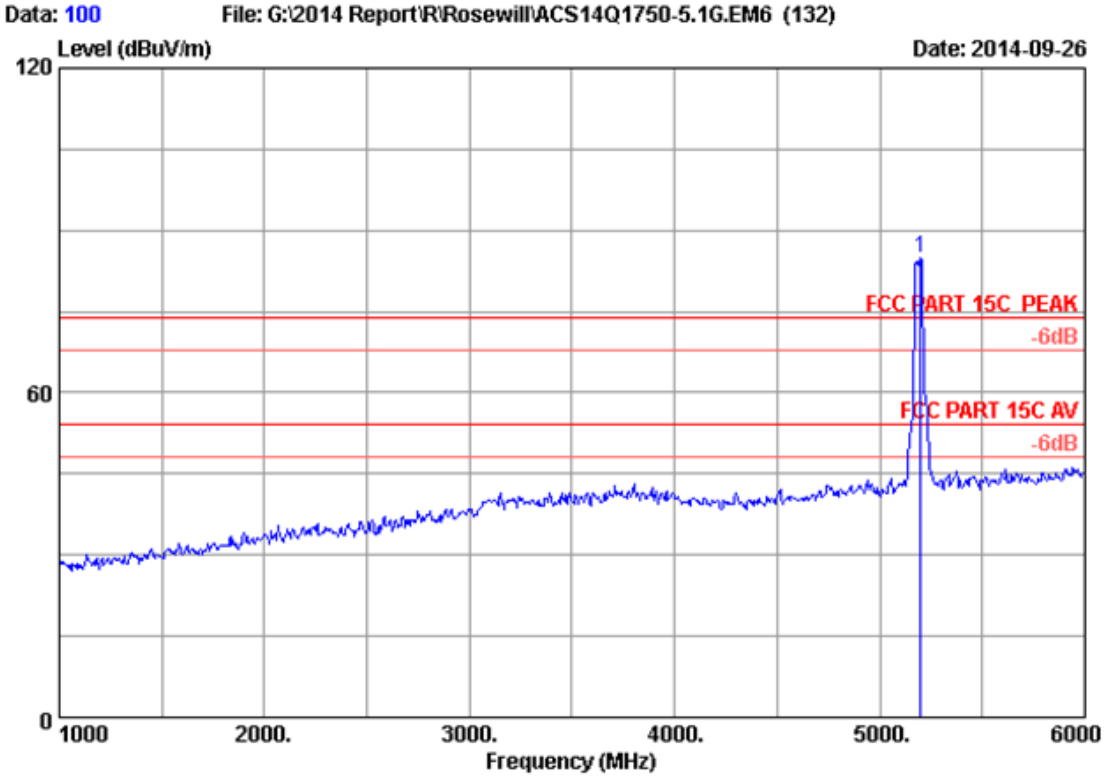

Site no. : 3m Chamber Data no. : 100
Dis. / Ant. : 3m 2014 3115 (4580) Ant. pol. : HORIZONTAL
Limit : FCC PART 15C PEAK
Env. / Ins. : 24*C/56% Engineer : Leo-Li
EUT : AC750 Wireless Dual Band Gigabit Router
Power Rating : DC 12V From Adapter Input AC 120V/60Hz
Test Mode : IEEE802.11ac VHT40 5190MHz Tx
M/N : RNX-AC750RT

No.	Freq. (MHz)	Ant. Factor (dB/m)	Cable Loss (dB)	AMP factor (dB)	Reading (dBuV)	Emission Level (dBuV/m)	Limits (dBuV/m)	Margin (dB)	Remark
1	5200.000	33.52	8.97	35.70	78.06	84.85	74.00	-10.85	Peak

Remarks: 1. Emission Level= Antenna Factor + Cable Loss + Reading -Amp Factor
2. The emission levels that are 20dB below the official limit are not reported.

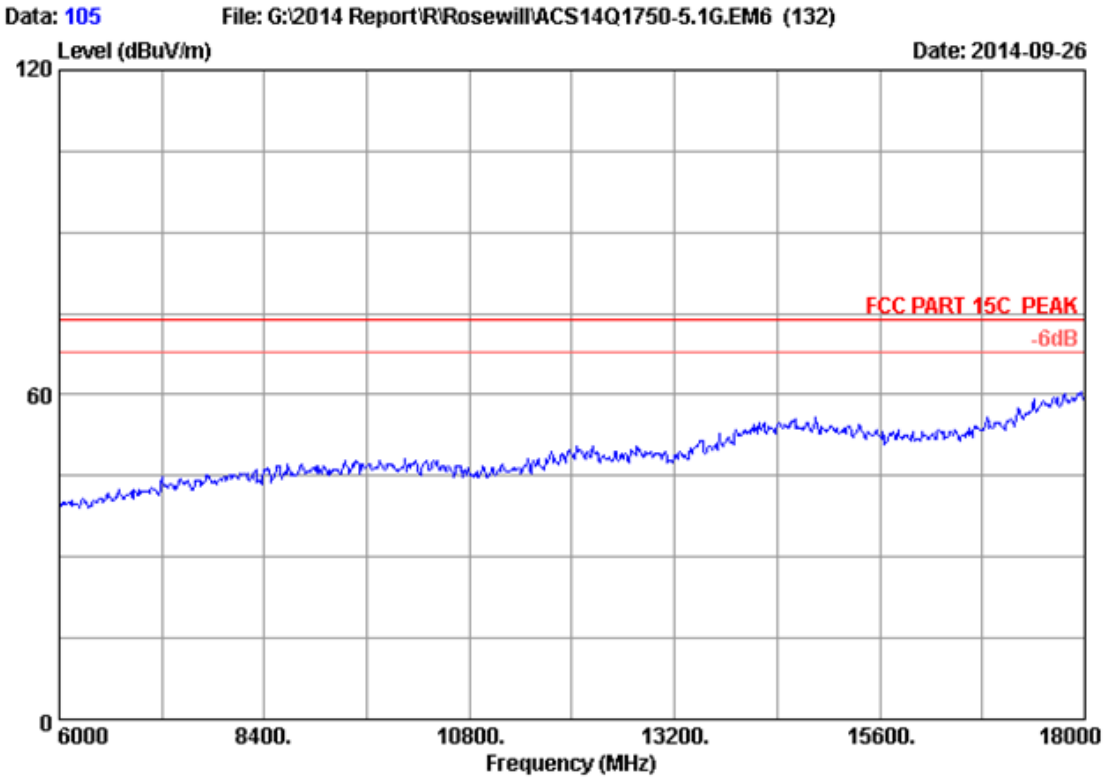


```
Site no.      : 3m Chamber                        Data no.   : 105
Dis. / Ant.   : 3m   2014 3115 (4580)        Ant. pol. : VERTICAL
Limit         : FCC PART 15C  PEAK
Env. / Ins.   : 24*C/56%                     Engineer   : Leo-Li
EUT           : AC750 Wireless Dual Band Gigabit Router
Power Rating  : DC 12V From Adapter Input AC 120V/60Hz
Test Mode     : IEEE802.11ac VHT40  5190MHz Tx
M/N           : RNX-AC750RT
```

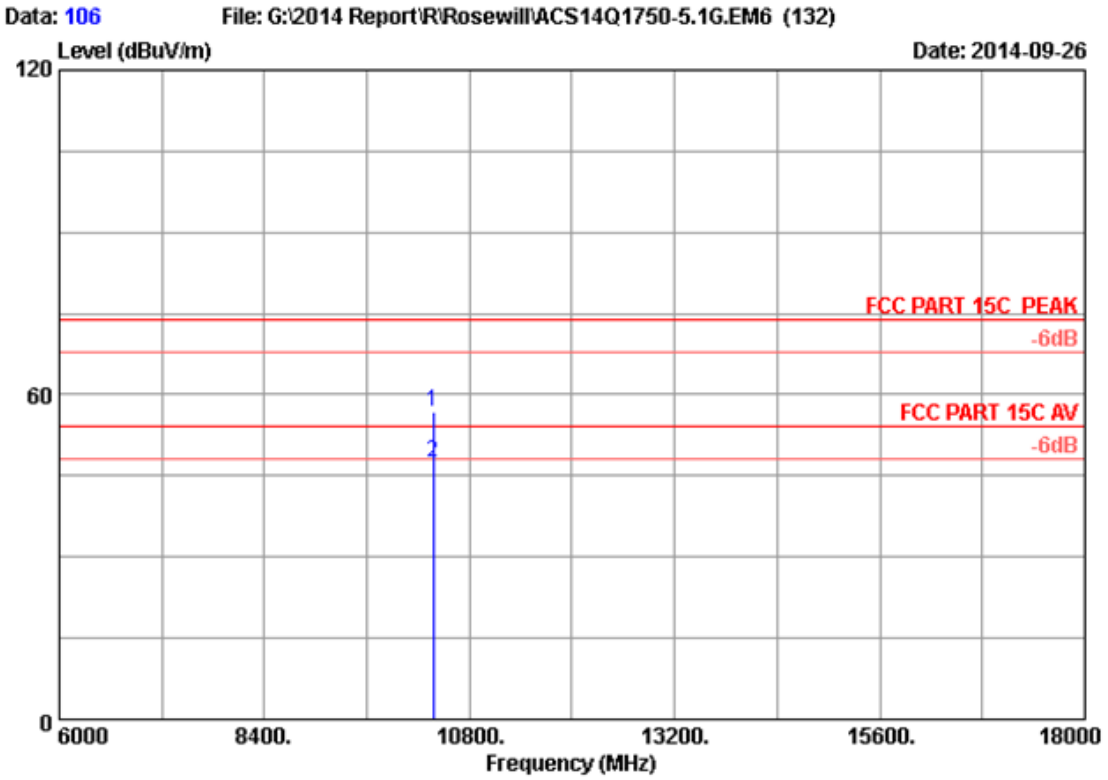

Site no. : 3m Chamber Data no. : 106
Dis. / Ant. : 3m 2014 3115 (4580) Ant. pol. : VERTICAL
Limit : FCC PART 15C PEAK
Env. / Ins. : 24*C/56% Engineer : Leo-Li
EUT : AC750 Wireless Dual Band Gigabit Router
Power Rating : DC 12V From Adapter Input AC 120V/60Hz
Test Mode : IEEE802.11ac VHT40 5190MHz Tx
M/N : RNX-AC750RT

No.	Freq. (MHz)	Ant. Factor (dB/m)	Cable Loss (dB)	AMP factor (dB)	Reading (dBuV)	Emission Level (dBuV/m)	Limits (dBuV/m)	Margin (dB)	Remark
1	10380.000	38.15	12.65	35.44	41.62	56.98	74.00	17.02	Peak
2	10380.000	38.15	12.65	35.44	32.09	47.45	54.00	6.55	Average

Remarks: 1. Emission Level= Antenna Factor + Cable Loss + Reading -Amp Factor
2. The emission levels that are 20dB below the official limit are not reported.

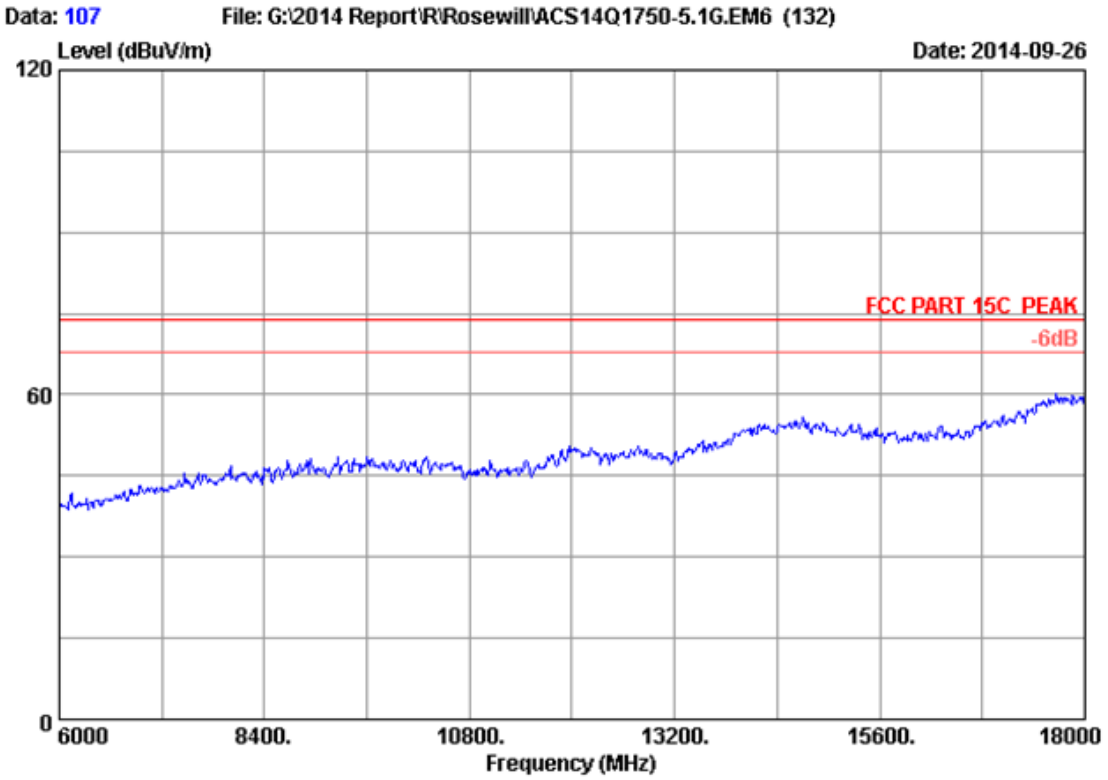


```
Site no.      : 3m Chamber                        Data no.   : 107
Dis. / Ant.   : 3m   2014 3115 (4580)        Ant. pol. : HORIZONTAL
Limit         : FCC PART 15C  PEAK
Env. / Ins.   : 24*C/56%                     Engineer   : Leo-Li
EUT           : AC750 Wireless Dual Band Gigabit Router
Power Rating  : DC 12V From Adapter Input AC 120V/60Hz
Test Mode     : IEEE802.11ac VHT40  5190MHz Tx
M/N           : RNX-AC750RT
```