APPENDIX B PLOTS OF THE SAR MEASUREMENTS

Plots of the measured SAR distributions inside the phantom are given in this Appendix for all tested configurations.

Accredited for compliance with ISO/IEC 17025. The results of the test, calibrations and/or measurement included in this document are traceable to Australian/national standards. NATA is a signatory to the ILAC Mutual Recognition Arrangement for the mutual recognition of the equivalence of testing, calibration and inspection reports.

This document shall not be reproduced except in full.

Test Lab: EMCTech Test File: M170410 Body 900 MHz FHSS FCC.da52:0

DUT Name: Dipole 900 MHz, Type: DV900V2, Serial: 047

Configuration: Body Worn Belt Clip Standard Cartridge 20-04-17
Communication System: 0 - CW; Communication System Band: BlacklineSafety FCC FHSS; Frequency: 903.0 MHz, Communication System PAR: 0.00 dB; PMF: 0.00; Duty Cycle: 1:1.00
Medium Parameters used: f=900 MHz; σ = 1.06 S/m; ε_r = 54.0; ρ = 1000.0g/cm^3
Phantom section: Flat Section

DASY Configuration:
Probe: ET3DV6 - SN1380; ConvF: (6.2,6.2,6.2); Calibrated: 8/12/2016;
Sensor-Surface: 4 mm (Mechanical Surface Detection)
Electronics: DAE3 Sn442; Calibrated: 6/12/2016
Phantom: ELI v4.0 (30deg probe tilt); Type: QDOVA001BB; Serial: TP:1101
DASY52 52.8.8(1258); SEMCAD X Version 14.6.10 (7373)

Body Worn Belt Clip Standard Cartridge 20-04-17/Channel 1 Test/Area Scan (71x121x1): Interpolated grid: dx=1.5 mm, dy=1.5 mm; Maximum value of SAR (interpolated) = 2.670 W/kg
Body Worn Belt Clip Standard Cartridge 20-04-17/Channel 1 Test/Zoom Scan (21x26x36)/Cube 0: Interpolated grid: dx=1.6 mm, dy=1.6 mm, dz=1.0 mm; Reference Value = 48.069 V/m; **Power Drift = -0.14 dB**
Averaged SAR: SAR(1g) = 2.460 W/kg;
Maximum value of SAR (interpolated) = 4.110 W/kg

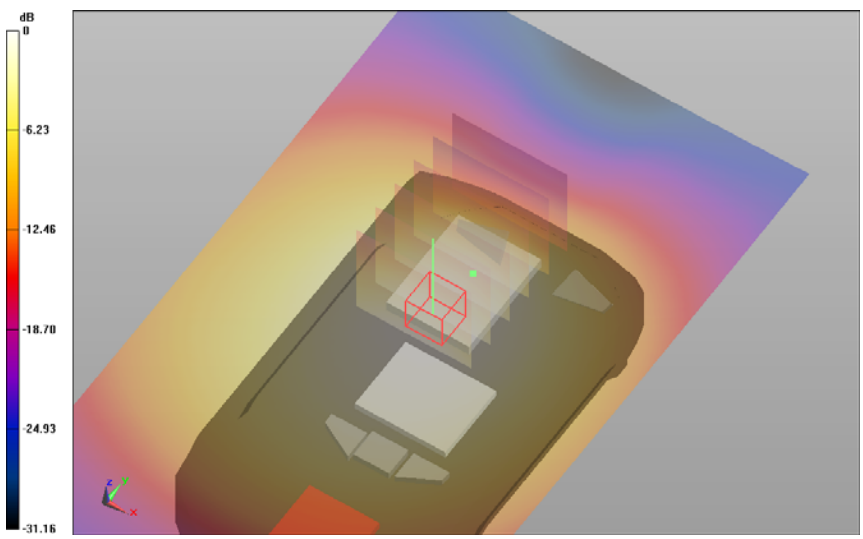

0 dB = 2.67 W/kg = 4.27 dBW/kg

SAR Measurement Plot 1

Accredited for compliance with ISO/IEC 17025. The results of the test, calibrations and/or measurement included in this document are traceable to Australian/national standards. NATA is a signatory to the ILAC Mutual Recognition Arrangement for the mutual recognition of the equivalence of testing, calibration and inspection reports.
This document shall not be reproduced except in full.

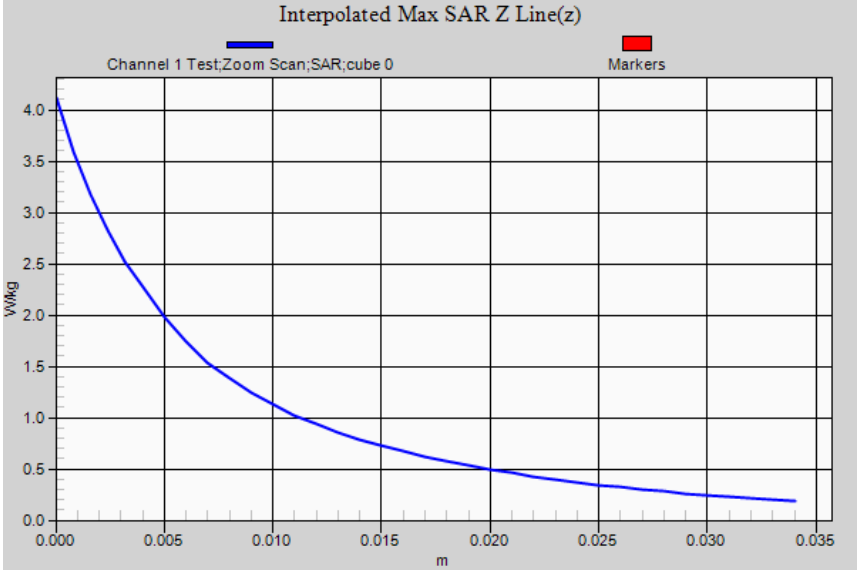
Interpolated Max SAR Z Line(z)
Channel 1 Test;Zoom Scan;SAR;cube 0
Markers
W/kg
4.0
3.5
3.0
2.5
2.0
1.5
1.0
0.5
0.0
0.000
0.005
0.010
0.015
0.020
0.025
0.030
0.035
m

Test Lab: EMCTech Test File: M170410 Body 900 MHz FHSS FCC.da52:0

DUT Name: Blackline Safety FHSS Transmitter, Type: G7x, Serial: 3973000004

Configuration: Body Worn Belt Clip Standard Cartridge 20-04-17
Communication System: 0 - CW; Communication System Band: BlacklineSafety FCC FHSS; Frequency: 915.0 MHz, Communication System PAR: 0.00 dB; PMF: 0.00; Duty Cycle: 1:1.00
Medium Parameters used: f=915 MHz; σ = 1.07 S/m; ε_r = 53.9; ρ = 1000.0g/cm^3
Phantom section: Flat Section

DASY Configuration:
Probe: ET3DV6 - SN1380; ConvF: (6.2,6.2,6.2); Calibrated: 8/12/2016;
Sensor-Surface: 4 mm (Mechanical Surface Detection (Locations From Previous Scan Used))
Electronics: DAE3 Sn442; Calibrated: 6/12/2016
Phantom: ELI v4.0 (30deg probe tilt); Type: QDOVA001BB; Serial: TP:1101
DASY52 52.8.8(1258); SEMCAD X Version 14.6.10 (7373)

Body Worn Belt Clip Standard Cartridge 20-04-17/Channel 2 Test/Area Scan (71x121x1): Interpolated grid: dx=1.5 mm, dy=1.5 mm; Maximum value of SAR (interpolated) = 2.230 W/kg
Body Worn Belt Clip Standard Cartridge 20-04-17/Channel 2 Test/Zoom Scan (21x26x36)/Cube 0: Interpolated grid: dx=1.6 mm, dy=1.6 mm, dz=1.0 mm; Reference Value = 43.892 V/m; **Power Drift = -0.15 dB**
Averaged SAR: SAR(1g) = 2.020 W/kg;
Maximum value of SAR (interpolated) = 3.190 W/kg

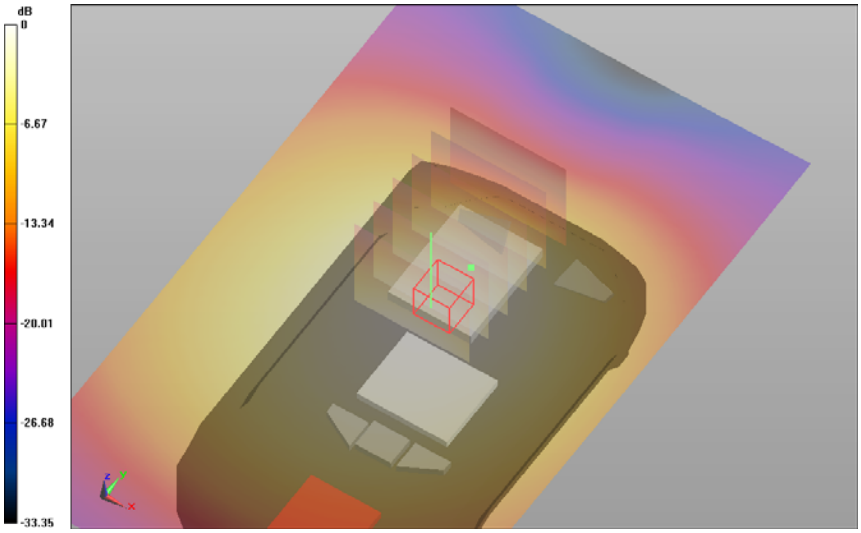

0 dB = 2.23 W/kg = 3.48 dBW/kg

SAR Measurement Plot 2

Accredited for compliance with ISO/IEC 17025. The results of the test, calibrations and/or measurement included in this document are traceable to Australian/national standards. NATA is a signatory to the ILAC Mutual Recognition Arrangement for the mutual recognition of the equivalence of testing, calibration and inspection reports.
This document shall not be reproduced except in full.

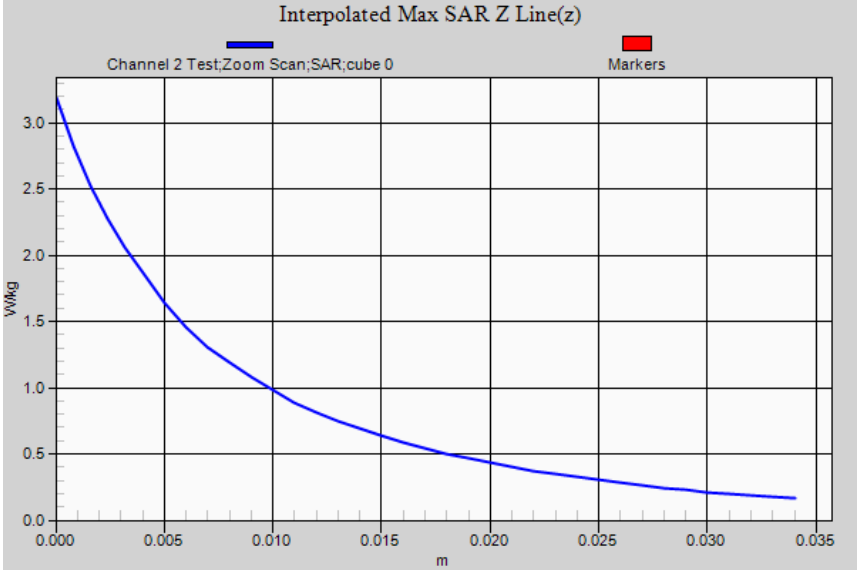

Accredited for compliance with ISO/IEC 17025. The results of the test, calibrations and/or measurement included in this document are traceable to Australian/national standards. NATA is a signatory to the ILAC Mutual Recognition Arrangement for the mutual recognition of the equivalence of testing, calibration and inspection reports.

This document shall not be reproduced except in full.

Test Lab: EMCTech Test File: M170410 Body 900 MHz FHSS FCC.da52:0

DUT Name: Blackline Safety FHSS Transmitter, Type: G7x, Serial: 3973000004

Configuration: Body Worn Belt Clip Standard Cartridge 20-04-17
Communication System: 0 - CW; Communication System Band: BlacklineSafety FCC FHSS; Frequency: 927.0 MHz, Communication System PAR: 0.00 dB; PMF: 0.00; Duty Cycle: 1:1.00
Medium Parameters used: f=927 MHz; σ = 1.09 S/m; ε_r = 53.8; ρ = 1000.0g/cm^3
Phantom section: Flat Section

DASY Configuration:
Probe: ET3DV6 - SN1380; ConvF: (6.2,6.2,6.2); Calibrated: 8/12/2016;
Sensor-Surface: 4 mm (Mechanical Surface Detection (Locations From Previous Scan Used))
Electronics: DAE3 Sn442; Calibrated: 6/12/2016
Phantom: ELI v4.0 (30deg probe tilt); Type: QDOVA001BB; Serial: TP:1101
DASY52 52.8.8(1258); SEMCAD X Version 14.6.10 (7373)

Body Worn Belt Clip Standard Cartridge 20-04-17/Channel 3 Test/Area Scan (71x121x1): Interpolated grid: dx=1.5 mm, dy=1.5 mm; Maximum value of SAR (interpolated) = 1.340 W/kg
Body Worn Belt Clip Standard Cartridge 20-04-17/Channel 3 Test/Zoom Scan (21x21x36)/Cube 0: Interpolated grid: dx=1.6 mm, dy=1.6 mm, dz=1.0 mm; Reference Value = 34.352 V/m; **Power Drift = -0.13 dB**
Averaged SAR: SAR(1g) = 1.200 W/kg;
Maximum value of SAR (interpolated) = 1.790 W/kg

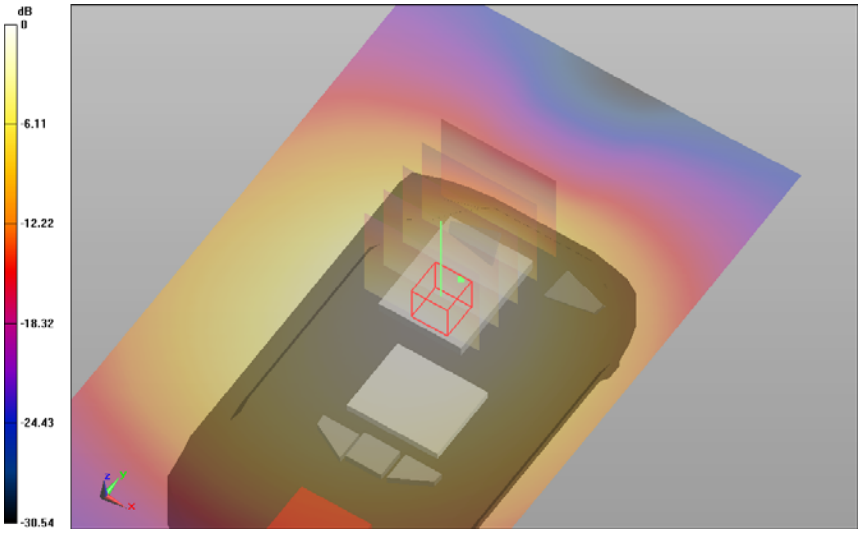

0 dB = 1.34 W/kg = 1.27 dBW/kg

SAR Measurement Plot 3

Accredited for compliance with ISO/IEC 17025. The results of the test, calibrations and/or measurement included in this document are traceable to Australian/national standards. NATA is a signatory to the ILAC Mutual Recognition Arrangement for the mutual recognition of the equivalence of testing, calibration and inspection reports.
This document shall not be reproduced except in full.

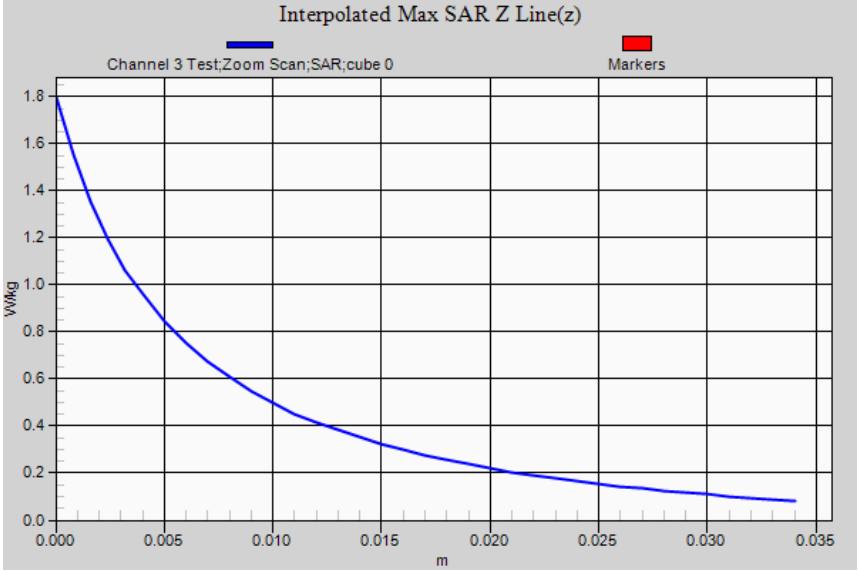

Accredited for compliance with ISO/IEC 17025. The results of the test, calibrations and/or measurement included in this document are traceable to Australian/national standards. NATA is a signatory to the ILAC Mutual Recognition Arrangement for the mutual recognition of the equivalence of testing, calibration and inspection reports.

This document shall not be reproduced except in full.

Test Lab: EMCTech Test File: M170410 Body 900 MHz FHSS FCC.da52:1

DUT Name: Blackline Safety FHSS Transmitter, Type: G7x, Serial: 3973000004

Configuration: Body Worn Belt Clip Standard Cartridge Variability 21-04-17
Communication System: 0 - CW; Communication System Band: BlacklineSafety FCC FHSS; Frequency: 903.0 MHz, Communication System PAR: 0.00 dB; PMF: 0.00; Duty Cycle: 1:1.00
Medium Parameters used: f=903 MHz; σ = 1.06 S/m; ε_r = 54.0; ρ = 1000.0g/cm^3
Phantom section: Flat Section

DASY Configuration:
Probe: ET3DV6 - SN1380; ConvF: (6.2,6.2,6.2); Calibrated: 8/12/2016;
Sensor-Surface: 4 mm (Mechanical Surface Detection (Locations From Previous Scan Used))
Electronics: DAE3 Sn442; Calibrated: 6/12/2016
Phantom: ELI v4.0 (30deg probe tilt); Type: QDOVA001BB; Serial: TP:1101
DASY52 52.8.8(1258); SEMCAD X Version 14.6.10 (7373)

Body Worn Belt Clip Standard Cartridge Variability 20-04-17/Channel 1 Test/Area Scan (71x121x1):
Interpolated grid: dx=1.5 mm, dy=1.5 mm; Maximum value of SAR (interpolated) = 2.570 W/kg
Body Worn Belt Clip Standard Cartridge Variability 20-04-17/Channel 1 Test/Zoom Scan (21x26x36)/Cube 0: Interpolated grid: dx=1.6 mm, dy=1.6 mm, dz=1.0 mm; Reference Value = 47.225 V/m; **Power Drift = -0.21 dB**
Averaged SAR: SAR(1g) = 2.290 W/kg;
Maximum value of SAR (interpolated) = 3.590 W/kg

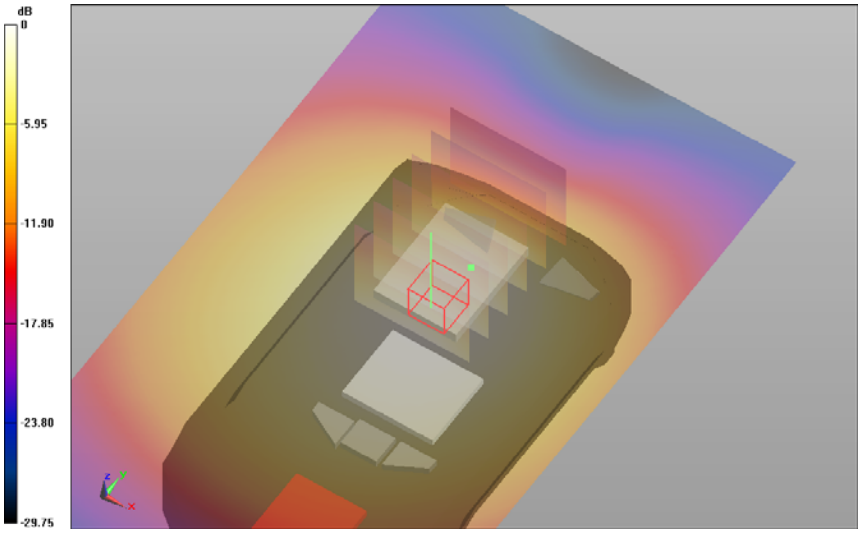

0 dB = 2.57 W/kg = 4.10 dBW/kg

SAR Measurement Plot 4

Accredited for compliance with ISO/IEC 17025. The results of the test, calibrations and/or measurement included in this document are traceable to Australian/national standards. NATA is a signatory to the ILAC Mutual Recognition Arrangement for the mutual recognition of the equivalence of testing, calibration and inspection reports.
This document shall not be reproduced except in full.

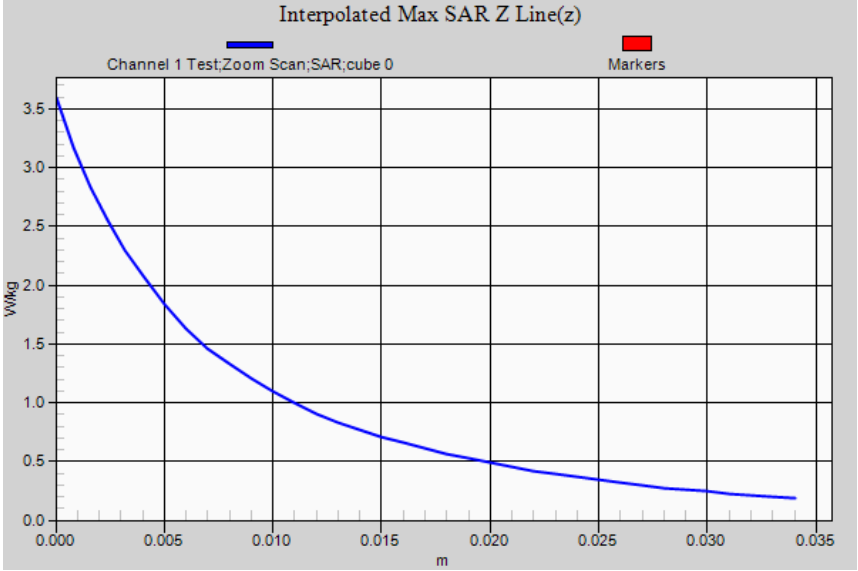

Accredited for compliance with ISO/IEC 17025. The results of the test, calibrations and/or measurement included in this document are traceable to Australian/national standards. NATA is a signatory to the ILAC Mutual Recognition Arrangement for the mutual recognition of the equivalence of testing, calibration and inspection reports.

This document shall not be reproduced except in full.

Test Lab: EMCTech Test File: M170410 Body 900 MHz FHSS FCC.da52:2

DUT Name: Blackline Safety FHSS Transmitter, Type: G7x, Serial: 3973000004

Configuration: Body Worn Belt Clip H2S Cartridge 20-04-17
Communication System: 0 - CW; Communication System Band: BlacklineSafety FCC FHSS; Frequency: 903.0 MHz, Communication System PAR: 0.00 dB; PMF: 0.00; Duty Cycle: 1:1.00
Medium Parameters used: f=903 MHz; σ = 1.06 S/m; ε_r = 54.0; ρ = 1000.0g/cm^3
Phantom section: Flat Section

DASY Configuration:
Probe: ET3DV6 - SN1380; ConvF: (6.2,6.2,6.2); Calibrated: 8/12/2016;
Sensor-Surface: 4 mm (Mechanical Surface Detection (Locations From Previous Scan Used))
Electronics: DAE3 Sn442; Calibrated: 6/12/2016
Phantom: ELI v4.0 (30deg probe tilt); Type: QDOVA001BB; Serial: TP:1101
DASY52 52.8.8(1258); SEMCAD X Version 14.6.10 (7373)

Body Worn Belt Clip H2S Cartridge 20-04-17/Channel 1 Test/Area Scan (71x121x1): Interpolated grid: dx=1.5 mm, dy=1.5 mm; Maximum value of SAR (interpolated) = 0.889 W/kg
Body Worn Belt Clip H2S Cartridge 20-04-17/Channel 1 Test/Zoom Scan (21x26x36)/Cube 0: Interpolated grid: dx=1.6 mm, dy=1.6 mm, dz=1.0 mm; Reference Value = 29.271 V/m; **Power Drift = -0.10 dB**
Averaged SAR: SAR(1g) = 0.848 W/kg;
Maximum value of SAR (interpolated) = 1.170 W/kg

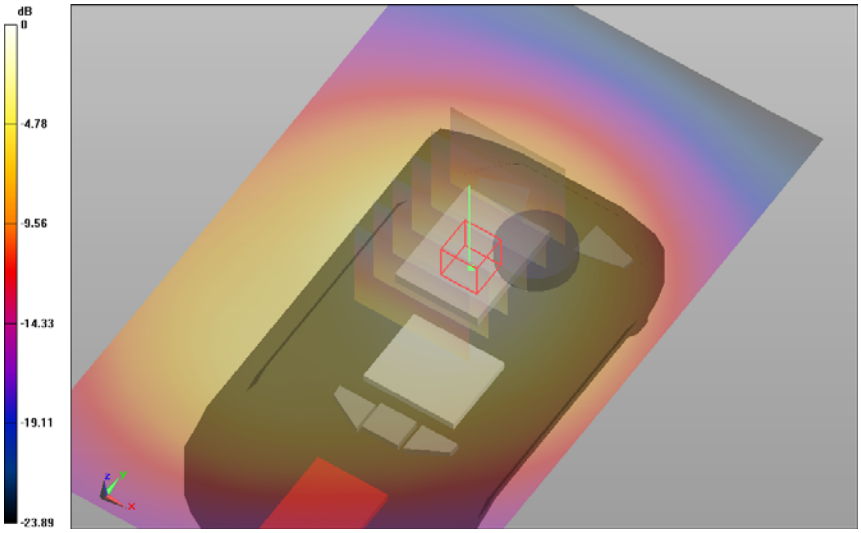

0 dB = 0.889 W/kg = -0.51 dBW/kg

SAR Measurement Plot 5

Accredited for compliance with ISO/IEC 17025. The results of the test, calibrations and/or measurement included in this document are traceable to Australian/national standards. NATA is a signatory to the ILAC Mutual Recognition Arrangement for the mutual recognition of the equivalence of testing, calibration and inspection reports.
This document shall not be reproduced except in full.

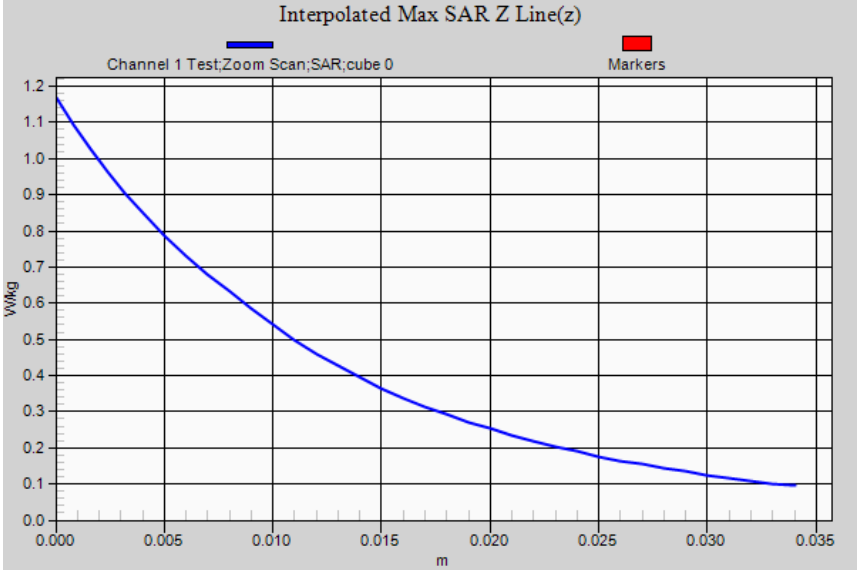
Interpolated Max SAR Z Line(z)
Channel 1 Test;Zoom Scan;SAR;cube 0
Markers
W/kg
1.2
1.1
1.0
0.9
0.8
0.7
0.6
0.5
0.4
0.3
0.2
0.1
0.0
0.000
0.005
0.010
0.015
0.020
0.025
0.030
0.035
m

Test Lab: EMCTech Test File: M170410 Body 900 MHz FHSS FCC.da52:2

DUT Name: Blackline Safety FHSS Transmitter, Type: G7x, Serial: 3973000004

Configuration: Body Worn Belt Clip H2S Cartridge 20-04-17
Communication System: 0 - CW; Communication System Band: BlacklineSafety FCC FHSS; Frequency: 915.0 MHz, Communication System PAR: 0.00 dB; PMF: 0.00; Duty Cycle: 1:1.00
Medium Parameters used: f=915 MHz; σ = 1.07 S/m; ε_r = 53.9; ρ = 1000.0g/cm^3
Phantom section: Flat Section

DASY Configuration:
Probe: ET3DV6 - SN1380; ConvF: (6.2,6.2,6.2); Calibrated: 8/12/2016;
Sensor-Surface: 4 mm (Mechanical Surface Detection (Locations From Previous Scan Used))
Electronics: DAE3 Sn442; Calibrated: 6/12/2016
Phantom: ELI v4.0 (30deg probe tilt); Type: QDOVA001BB; Serial: TP:1101
DASY52 52.8.8(1258); SEMCAD X Version 14.6.10 (7373)

Body Worn Belt Clip H2S Cartridge 20-04-17/Channel 2 Test/Area Scan (71x121x1): Interpolated grid: dx=1.5 mm, dy=1.5 mm; Maximum value of SAR (interpolated) = 0.765 W/kg
Body Worn Belt Clip H2S Cartridge 20-04-17/Channel 2 Test/Zoom Scan (21x26x36)/Cube 0: Interpolated grid: dx=1.6 mm, dy=1.6 mm, dz=1.0 mm; Reference Value = 27.684 V/m; **Power Drift = -0.19 dB**
Averaged SAR: SAR(1g) = 0.723 W/kg;
Maximum value of SAR (interpolated) = 1.060 W/kg

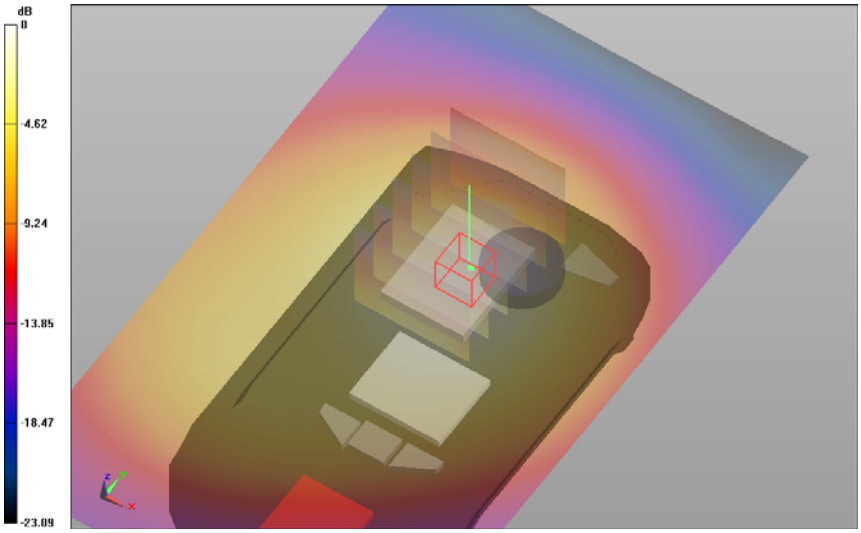

0 dB = 0.765 W/kg = -1.16 dBW/kg

SAR Measurement Plot 6

Accredited for compliance with ISO/IEC 17025. The results of the test, calibrations and/or measurement included in this document are traceable to Australian/national standards. NATA is a signatory to the ILAC Mutual Recognition Arrangement for the mutual recognition of the equivalence of testing, calibration and inspection reports.
This document shall not be reproduced except in full.

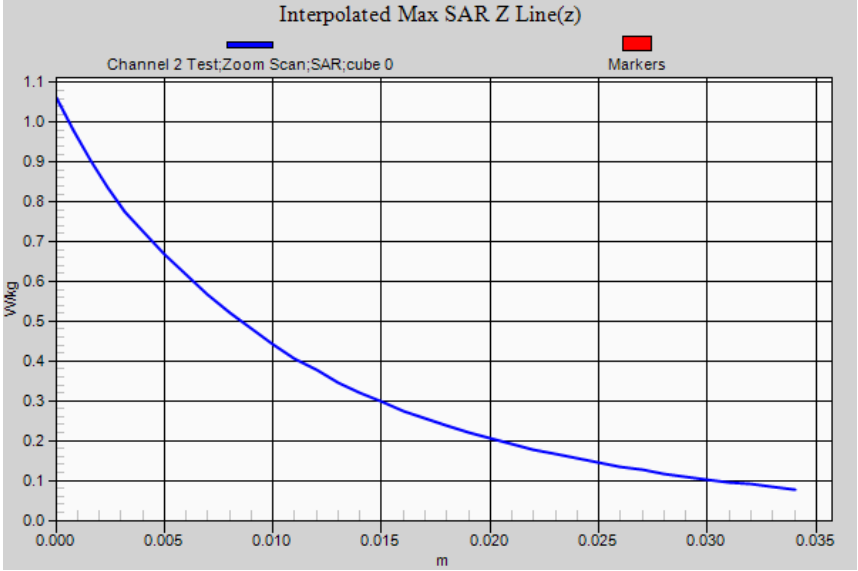
Interpolated Max SAR Z Line(z)
Channel 2 Test;Zoom Scan;SAR;cube 0
Markers
W/kg
1.1
1.0
0.9
0.8
0.7
0.6
0.5
0.4
0.3
0.2
0.1
0.0
0.000
0.005
0.010
0.015
0.020
0.025
0.030
0.035
m

Test Lab: EMCTech Test File: M170410 Body 900 MHz FHSS FCC.da52:3

DUT Name: Blackline Safety FHSS Transmitter, Type: G7x, Serial: 3973000004

Configuration: Body Worn Belt Clip H2S Cartridge 21-04-17
Communication System: 0 - CW; Communication System Band: BlacklineSafety FCC FHSS; Frequency: 927.0 MHz, Communication System PAR: 0.00 dB; PMF: 0.00; Duty Cycle: 1:1.00
Medium Parameters used: f=927 MHz; σ = 1.08 S/m; ε_r = 52.5; ρ = 1000.0g/cm^3
Phantom section: Flat Section

DASY Configuration:
Probe: ET3DV6 - SN1380; ConvF: (6.2,6.2,6.2); Calibrated: 8/12/2016;
Sensor-Surface: 4 mm (Mechanical Surface Detection (Locations From Previous Scan Used))
Electronics: DAE3 Sn442; Calibrated: 6/12/2016
Phantom: ELI v4.0 (30deg probe tilt); Type: QDOVA001BB; Serial: TP:1101
DASY52 52.8.8(1258); SEMCAD X Version 14.6.10 (7373)

Body Worn Belt Clip H2S Cartridge 21-04-17/Channel 3 Test/Area Scan (71x121x1): Interpolated grid: dx=1.5 mm, dy=1.5 mm; Maximum value of SAR (interpolated) = 0.425 W/kg
Body Worn Belt Clip H2S Cartridge 21-04-17/Channel 3 Test/Zoom Scan (21x21x36)/Cube 0: Interpolated grid: dx=1.6 mm, dy=1.6 mm, dz=1.0 mm; Reference Value = 19.564 V/m; **Power Drift = -0.07 dB**
Averaged SAR: SAR(1g) = 0.401 W/kg;
Maximum value of SAR (interpolated) = 0.576 W/kg

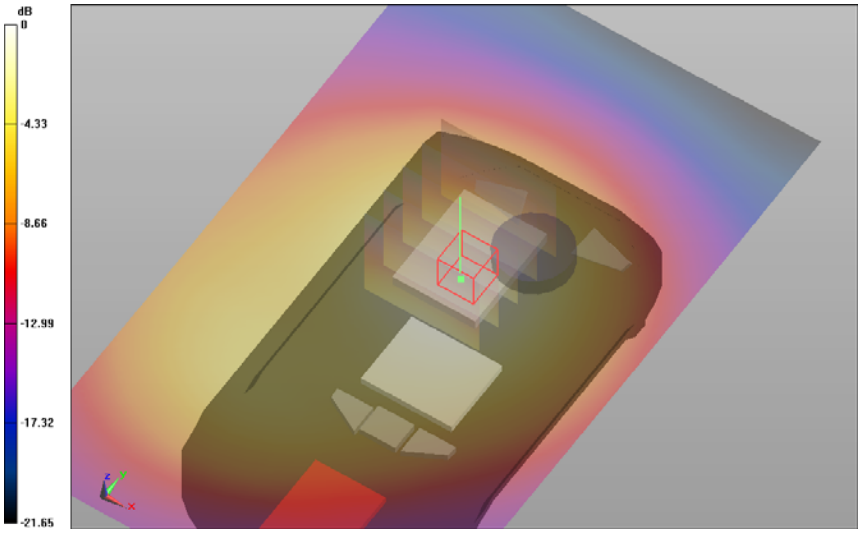

0 dB = 0.425 W/kg = -3.72 dBW/kg

SAR Measurement Plot 7

Accredited for compliance with ISO/IEC 17025. The results of the test, calibrations and/or measurement included in this document are traceable to Australian/national standards. NATA is a signatory to the ILAC Mutual Recognition Arrangement for the mutual recognition of the equivalence of testing, calibration and inspection reports.
This document shall not be reproduced except in full.

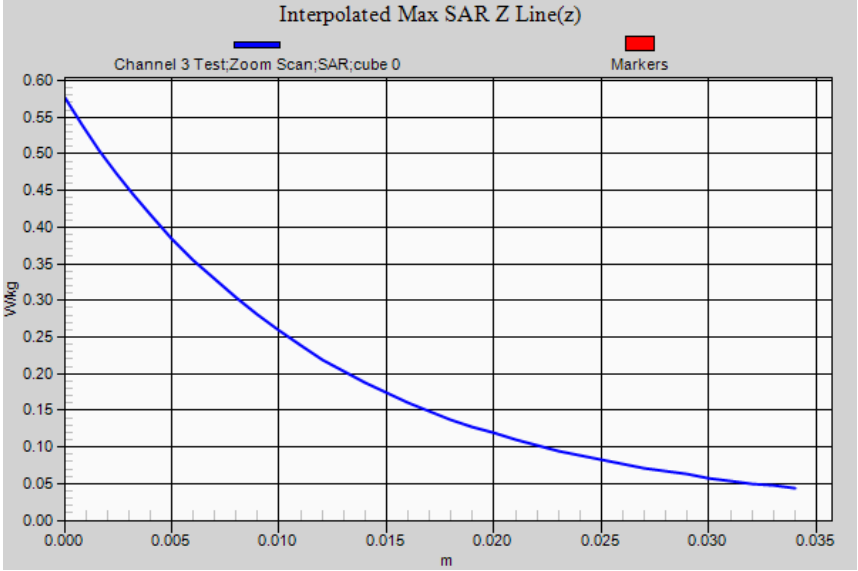
Interpolated Max SAR Z Line(z)
Channel 3 Test;Zoom Scan;SAR;cube 0
Markers
W/kg
0.60
0.55
0.50
0.45
0.40
0.35
0.30
0.25
0.20
0.15
0.10
0.05
0.00
0.000
0.005
0.010
0.015
0.020
0.025
0.030
0.035
m

Test Lab: EMCTech Test File: M170410 Body 900 MHz FHSS FCC.da52:4

DUT Name: Blackline Safety FHSS Transmitter, Type: G7x, Serial: 3973000004

Configuration: Body Worn Belt Clip O2 CO H2S LEL Cartridge 21-04-17
Communication System: 0 - CW; Communication System Band: BlacklineSafety FCC FHSS; Frequency: 903.0 MHz, Communication System PAR: 0.00 dB; PMF: 0.00; Duty Cycle: 1:1.00
Medium Parameters used: f=903 MHz; σ = 1.05 S/m; ε_r = 52.7; ρ = 1000.0g/cm^3
Phantom section: Flat Section

DASY Configuration:
Probe: ET3DV6 - SN1380; ConvF: (6.2,6.2,6.2); Calibrated: 8/12/2016;
Sensor-Surface: 4 mm (Mechanical Surface Detection (Locations From Previous Scan Used))
Electronics: DAE3 Sn442; Calibrated: 6/12/2016
Phantom: ELI v4.0 (30deg probe tilt); Type: QDOVA001BB; Serial: TP:1101
DASY52 52.8.8(1258); SEMCAD X Version 14.6.10 (7373)

Body Worn Belt Clip O2 CO H2S LEL Cartridge 21-04-17/Channel 1 Test/Area Scan (71x121x1): Interpolated grid: dx=1.5 mm, dy=1.5 mm; Maximum value of SAR (interpolated) = 0.414 W/kg
Body Worn Belt Clip O2 CO H2S LEL Cartridge 21-04-17/Channel 1 Test/Zoom Scan (21x26x36)/Cube 0: Interpolated grid: dx=1.6 mm, dy=1.6 mm, dz=1.0 mm; Reference Value = 19.676 V/m; **Power Drift = -0.06 dB**
Averaged SAR: SAR(1g) = 0.380 W/kg;
Maximum value of SAR (interpolated) = 0.568 W/kg

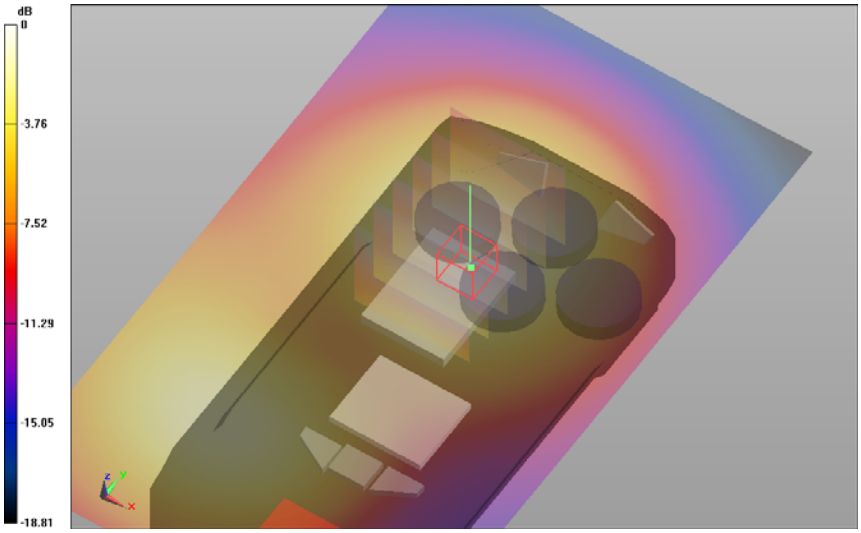

0 dB = 0.414 W/kg = -3.83 dBW/kg

SAR Measurement Plot 8

Accredited for compliance with ISO/IEC 17025. The results of the test, calibrations and/or measurement included in this document are traceable to Australian/national standards. NATA is a signatory to the ILAC Mutual Recognition Arrangement for the mutual recognition of the equivalence of testing, calibration and inspection reports.
This document shall not be reproduced except in full.

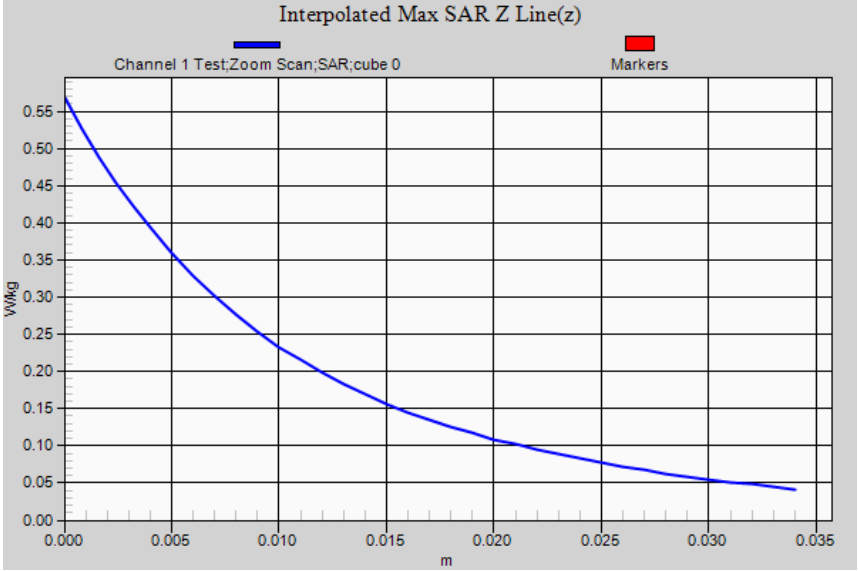
Interpolated Max SAR Z Line(z)
Channel 1 Test;Zoom Scan;SAR;cube 0
Markers
W/kg
0.55
0.50
0.45
0.40
0.35
0.30
0.25
0.20
0.15
0.10
0.05
0.00
0.000
0.005
0.010
0.015
0.020
0.025
0.030
0.035
m

Test Lab: EMCTech Test File: M170410 Body 900 MHz FHSS FCC.da52:4

DUT Name: Blackline Safety FHSS Transmitter, Type: G7x, Serial: 3973000004

Configuration: Body Worn Belt Clip O2 CO H2S LEL Cartridge 21-04-17
Communication System: 0 - CW; Communication System Band: BlacklineSafety FCC FHSS; Frequency: 915.0 MHz, Communication System PAR: 0.00 dB; PMF: 0.00; Duty Cycle: 1:1.00
Medium Parameters used: f=915 MHz; σ = 1.07 S/m; ε_r = 52.6; ρ = 1000.0g/cm^3
Phantom section: Flat Section

DASY Configuration:
Probe: ET3DV6 - SN1380; ConvF: (6.2,6.2,6.2); Calibrated: 8/12/2016;
Sensor-Surface: 4 mm (Mechanical Surface Detection (Locations From Previous Scan Used))
Electronics: DAE3 Sn442; Calibrated: 6/12/2016
Phantom: ELI v4.0 (30deg probe tilt); Type: QDOVA001BB; Serial: TP:1101
DASY52 52.8.8(1258); SEMCAD X Version 14.6.10 (7373)

Body Worn Belt Clip O2 CO H2S LEL Cartridge 21-04-17/Channel 2 Test/Area Scan (71x121x1): Interpolated grid: dx=1.5 mm, dy=1.5 mm; Maximum value of SAR (interpolated) = 0.383 W/kg
Body Worn Belt Clip O2 CO H2S LEL Cartridge 21-04-17/Channel 2 Test/Zoom Scan (21x26x36)/Cube 0: Interpolated grid: dx=1.6 mm, dy=1.6 mm, dz=1.0 mm; Reference Value = 19.392 V/m; **Power Drift = -0.15 dB**
Averaged SAR: SAR(1g) = 0.351 W/kg;
Maximum value of SAR (interpolated) = 0.535 W/kg

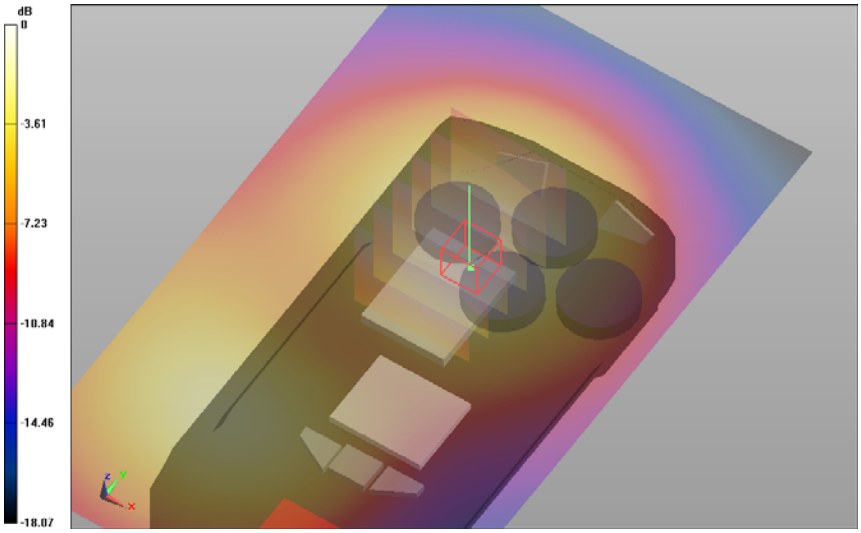

0 dB = 0.383 W/kg = -4.17 dBW/kg

SAR Measurement Plot 9

Accredited for compliance with ISO/IEC 17025. The results of the test, calibrations and/or measurement included in this document are traceable to Australian/national standards. NATA is a signatory to the ILAC Mutual Recognition Arrangement for the mutual recognition of the equivalence of testing, calibration and inspection reports.
This document shall not be reproduced except in full.

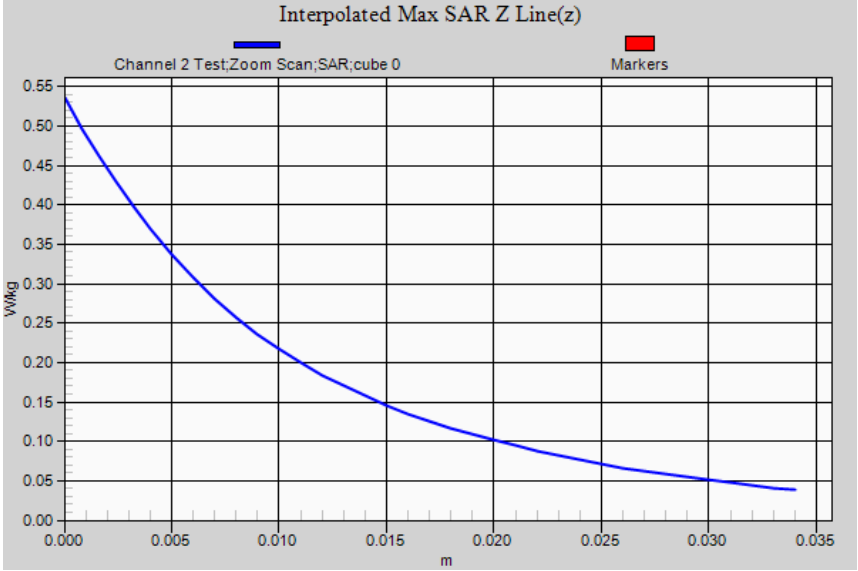

Accredited for compliance with ISO/IEC 17025. The results of the test, calibrations and/or measurement included in this document are traceable to Australian/national standards. NATA is a signatory to the ILAC Mutual Recognition Arrangement for the mutual recognition of the equivalence of testing, calibration and inspection reports.

This document shall not be reproduced except in full.

Test Lab: EMCTech Test File: M170410 Body 900 MHz FHSS FCC.da52:4

DUT Name: Blackline Safety FHSS Transmitter, Type: G7x, Serial: 3973000004

Configuration: Body Worn Belt Clip O2 CO H2S LEL Cartridge 21-04-17
Communication System: 0 - CW; Communication System Band: BlacklineSafety FCC FHSS; Frequency: 927.0 MHz, Communication System PAR: 0.00 dB; PMF: 0.00; Duty Cycle: 1:1.00
Medium Parameters used: f=927 MHz; σ = 1.08 S/m; ε_r = 52.5; ρ = 1000.0g/cm^3
Phantom section: Flat Section

DASY Configuration:
Probe: ET3DV6 - SN1380; ConvF: (6.2,6.2,6.2); Calibrated: 8/12/2016;
Sensor-Surface: 4 mm (Mechanical Surface Detection (Locations From Previous Scan Used))
Electronics: DAE3 Sn442; Calibrated: 6/12/2016
Phantom: ELI v4.0 (30deg probe tilt); Type: QDOVA001BB; Serial: TP:1101
DASY52 52.8.8(1258); SEMCAD X Version 14.6.10 (7373)

Body Worn Belt Clip O2 CO H2S LEL Cartridge 21-04-17/Channel 3 Test/Area Scan (71x121x1): Interpolated grid: dx=1.5 mm, dy=1.5 mm; Maximum value of SAR (interpolated) = 0.226 W/kg
Body Worn Belt Clip O2 CO H2S LEL Cartridge 21-04-17/Channel 3 Test/Zoom Scan (21x21x36)/Cube 0: Interpolated grid: dx=1.6 mm, dy=1.6 mm, dz=1.0 mm; Reference Value = 14.608 V/m; **Power Drift = -0.12 dB**
Averaged SAR: SAR(1g) = 0.206 W/kg;
Maximum value of SAR (interpolated) = 0.322 W/kg



0 dB = 0.226 W/kg = -6.46 dBW/kg

SAR Measurement Plot 10

Accredited for compliance with ISO/IEC 17025. The results of the test, calibrations and/or measurement included in this document are traceable to Australian/national standards. NATA is a signatory to the ILAC Mutual Recognition Arrangement for the mutual recognition of the equivalence of testing, calibration and inspection reports.
This document shall not be reproduced except in full.

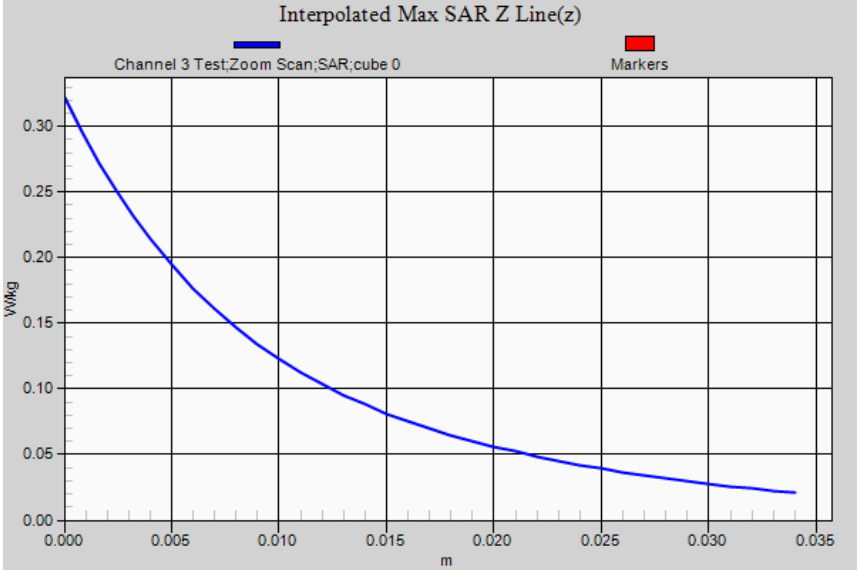
Interpolated Max SAR Z Line(z)
Channel 3 Test;Zoom Scan;SAR;cube 0
Markers
W/kg
0.30
0.25
0.20
0.15
0.10
0.05
0.00
0.000
0.005
0.010
0.015
0.020
0.025
0.030
0.035
m

Test Lab: EMCTech Test File: M170410 Body 900 MHz FHSS FCC.da52:5

DUT Name: Dipole 900 MHz, Type: DV900V2, Serial: 047

Configuration: System Check 20-04-17
Communication System: 0 - CW; Communication System Band: 900 MHz; Frequency: 900.0 MHz, Communication System PAR: 0.00 dB; PMF: 0.00; Duty Cycle: 1:1.00
Medium Parameters used: f=900 MHz; σ = 1.06 S/m; ε_r = 54.1; ρ = 1000.0g/cm^3
Phantom section: Flat Section

DASY Configuration:
Probe: ET3DV6 - SN1380; ConvF: (6.2,6.2,6.2); Calibrated: 8/12/2016;
Sensor-Surface: 4 mm (Mechanical Surface Detection)
Electronics: DAE3 Sn442; Calibrated: 6/12/2016
Phantom: ELI v4.0 (30deg probe tilt); Type: QDOVA001BB; Serial: TP:1101
DASY52 52.8.8(1258); SEMCAD X Version 14.6.10 (7373)

System Check 20-04-17/Channel 1 Test/Area Scan (51x51x1): Interpolated grid: dx=1.5 mm, dy=1.5 mm; Maximum value of SAR (interpolated) = 3.070 W/kg
System Check 20-04-17/Channel 1 Test/Zoom Scan (31x31x36)/Cube 0: Interpolated grid: dx=1.0 mm, dy=1.0 mm, dz=1.0 mm; Reference Value = 56.131 V/m; **Power Drift = -0.03 dB**
Averaged SAR: SAR(1g) = 2.920 W/kg; SAR(10g) = 1.880 W/kg
Maximum value of SAR (interpolated) = 4.080 W/kg

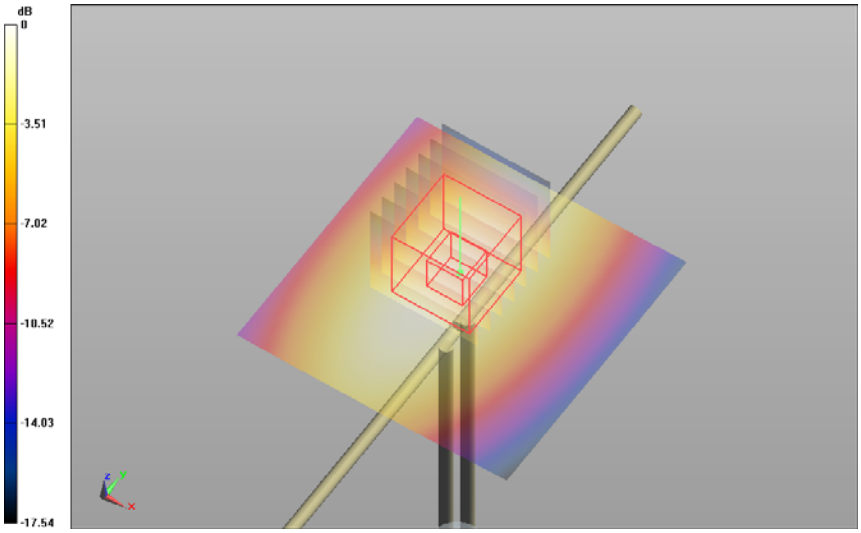

0 dB = 3.07 W/kg = 4.87 dBW/kg

SAR Measurement Plot 11

Accredited for compliance with ISO/IEC 17025. The results of the test, calibrations and/or measurement included in this document are traceable to Australian/national standards. NATA is a signatory to the ILAC Mutual Recognition Arrangement for the mutual recognition of the equivalence of testing, calibration and inspection reports.
This document shall not be reproduced except in full.

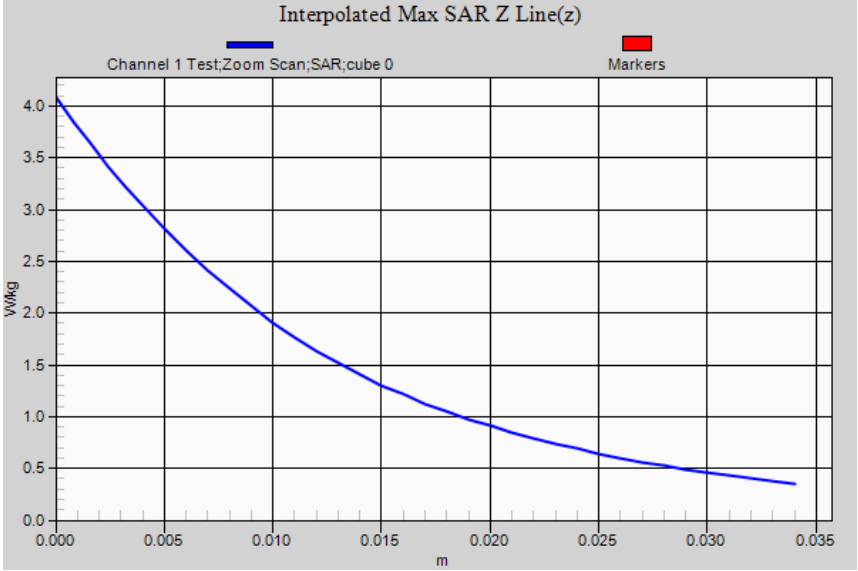
Interpolated Max SAR Z Line(z)
Channel 1 Test;Zoom Scan;SAR;cube 0
Markers
W/kg
4.0
3.5
3.0
2.5
2.0
1.5
1.0
0.5
0.0
0.000
0.005
0.010
0.015
0.020
0.025
0.030
0.035
m

Test Lab: EMCTech Test File: M170410 Body 900 MHz FHSS FCC.da52:6

DUT Name: Dipole 900 MHz, Type: DV900V2, Serial: 047

Configuration: System Check 21-04-17
Communication System: 0 - CW; Communication System Band: 900 MHz; Frequency: 900.0 MHz, Communication System PAR: 0.00 dB; PMF: 0.00; Duty Cycle: 1:1.00
Medium Parameters used: f=900 MHz; σ = 1.05 S/m; ε_r = 52.8; ρ = 1000.0g/cm^3
Phantom section: Flat Section

DASY Configuration:
Probe: ET3DV6 - SN1380; ConvF: (6.2,6.2,6.2); Calibrated: 8/12/2016;
Sensor-Surface: 4 mm (Mechanical Surface Detection)
Electronics: DAE3 Sn442; Calibrated: 6/12/2016
Phantom: ELI v4.0 (30deg probe tilt); Type: QDOVA001BB; Serial: TP:1101
DASY52 52.8.8(1258); SEMCAD X Version 14.6.10 (7373)

System Check 21-04-17/Channel 1 Test/Area Scan (51x51x1): Interpolated grid: dx=1.5 mm, dy=1.5 mm;
Maximum value of SAR (interpolated) = 2.900 W/kg
System Check 21-04-17/Channel 1 Test/Zoom Scan (31x31x36)/Cube 0: Interpolated grid: dx=1.0 mm, dy=1.0 mm, dz=1.0 mm; Reference Value = 55.119 V/m; **Power Drift = -0.08 dB**
Averaged SAR: SAR(1g) = 2.770 W/kg; SAR(10g) = 1.780 W/kg
Maximum value of SAR (interpolated) = 3.860 W/kg

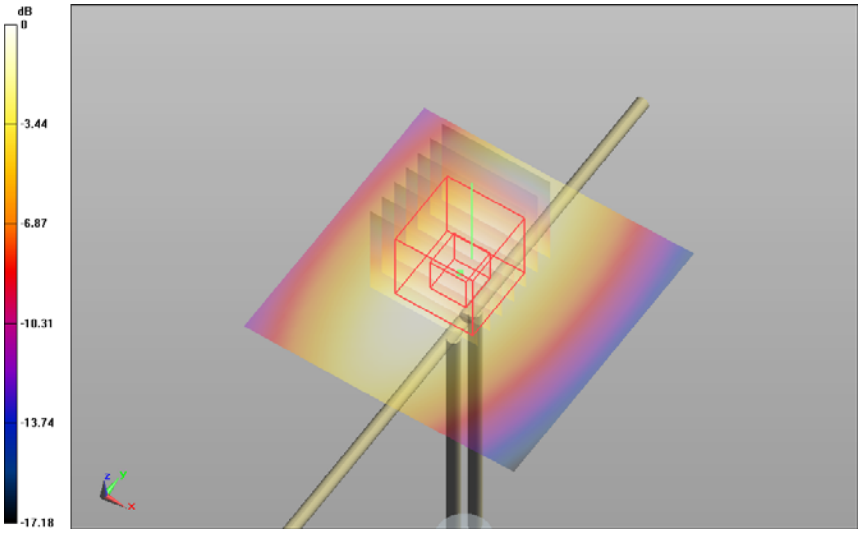

0 dB = 2.90 W/kg = 4.62 dBW/kg

SAR Measurement Plot 12

Accredited for compliance with ISO/IEC 17025. The results of the test, calibrations and/or measurement included in this document are traceable to Australian/national standards. NATA is a signatory to the ILAC Mutual Recognition Arrangement for the mutual recognition of the equivalence of testing, calibration and inspection reports.
This document shall not be reproduced except in full.

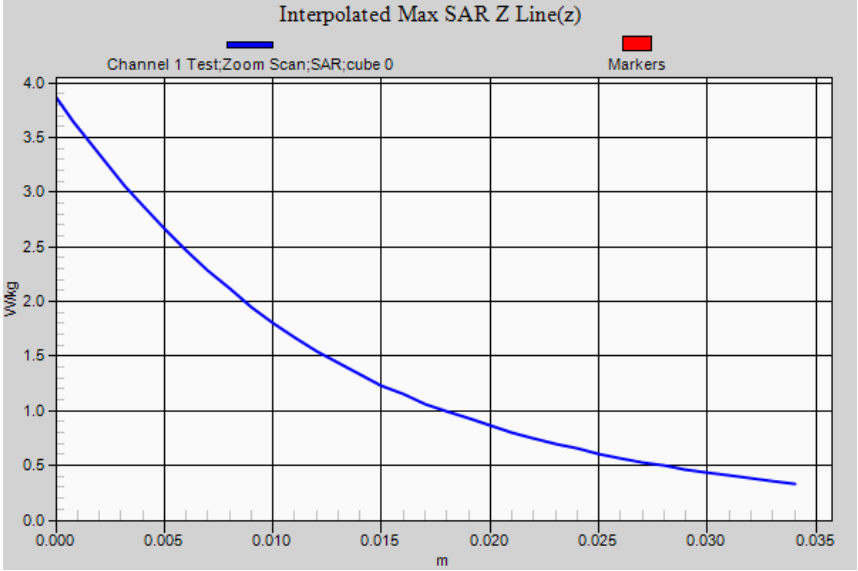
Interpolated Max SAR Z Line(z)
Channel 1 Test;Zoom Scan;SAR;cube 0
Markers
W/kg
4.0
3.5
3.0
2.5
2.0
1.5
1.0
0.5
0.0
0.000
0.005
0.010
0.015
0.020
0.025
0.030
0.035
m