FIGURE 1
LED LCD TV (M/N: HU50K300FW)
COVER REMOVED

FIGURE 2
LED LCD TV (M/N: HU50K300FW)
LCD PANEL LABEL

FIGURE 3
LED LCD TV (M/N: HU50K300FW)
SPEAKER

FIGURE 4
LED LCD TV (M/N: HU50K300FW)
MAIN BOARD (COMPONENT SIDE)



FIGURE 5
LED LCD TV (M/N: HU50K300FW)
MAIN BOARD (SOLDERED SIDE)



FIGURE 6
LED LCD TV (M/N: HU50K300FW)
CHIP & CRYSTAL ON MAIN BOARD



FIGURE 7
LED LCD TV (M/N: HU50K300FW)
TUNER



FIGURE 8
LED LCD TV (M/N: HU50K300FW)
TUNER BOARD (COMPONENT SIDE)



FIGURE 9
LED LCD TV (M/N: HU50K300FW)
TUNER BOARD (SOLDERED SIDE)



FIGURE 10
LED LCD TV (M/N: HU50K300FW)
RF BOARD (COMPONENT SIDE)

FIGURE 11
LED LCD TV (M/N: HU50K300FW)
RF BOARD (SOLDERED SIDE)



FIGURE 12
LED LCD TV (M/N: HU50K300FW)
RF BOARD LABEL

FIGURE 13
LED LCD TV (M/N: HU50K300FW)
CHIP & CRYSTAL ON RF BOARD



FIGURE 14
LED LCD TV (M/N: HU50K300FW)
CONTROL BOARD (COMPONENT SIDE)



FIGURE 15
LED LCD TV (M/N: HU50K300FW)
CONTROL BOARD (SOLDERED SIDE)



FIGURE 16
LED LCD TV (M/N: HU50K300FW)
KEY BOARD (COMPONENT SIDE)



FIGURE 17
LED LCD TV (M/N: HU50K300FW)
KEY BOARD (COMPONENT SIDE)



FIGURE 18
LED LCD TV (M/N: HU50K300FW)
IR BOARD (COMPONENT SIDE)



FIGURE 19
LED LCD TV (M/N: HU50K300FW)
IR BOARD (COMPONENT SIDE)



FIGURE 20
LED LCD TV (M/N: HU50K300FW)
POWER BOARD (COMPONENT SIDE)



FIGURE 21
LED LCD TV (M/N: HU50K300FW)
POWER BOARD (SOLDERED SIDE)



FIGURE 22
LED LCD TV (M/N: HU50K300FW)
SIGNAL BOARD#1 (COMPONENT SIDE)



FIGURE 23
LED LCD TV (M/N: HU50K300FW)
SIGNAL BOARD#1 (SOLDERED SIDE)

FIGURE 24
LED LCD TV (M/N: HU50K300FW)
SIGNAL BOARD#2 (COMPONENT SIDE)



FIGURE 25
LED LCD TV (M/N: HU50K300FW)
SIGNAL BOARD#2 (SOLDERED SIDE)



FIGURE 26
LED LCD TV (M/N: HU50K300FW)
DEBUG #1



FIGURE 27
LED LCD TV (M/N: HU50K300FW)
DEBUG #2

FIGURE 28
LED LCD TV (M/N: HU50K300FW)
DEBUG #3

FIGURE 29
LED LCD TV (M/N: HU50K300FW)
DEBUG #4