A.1.2. 6 dB & 99% Bandwidth

6 dB & 99% BANDWIDTH

Variant: 802.11b, Channel: 2412.00 MHz, Chain a, Temp: Ambient, Voltage: 3.3 Vdc

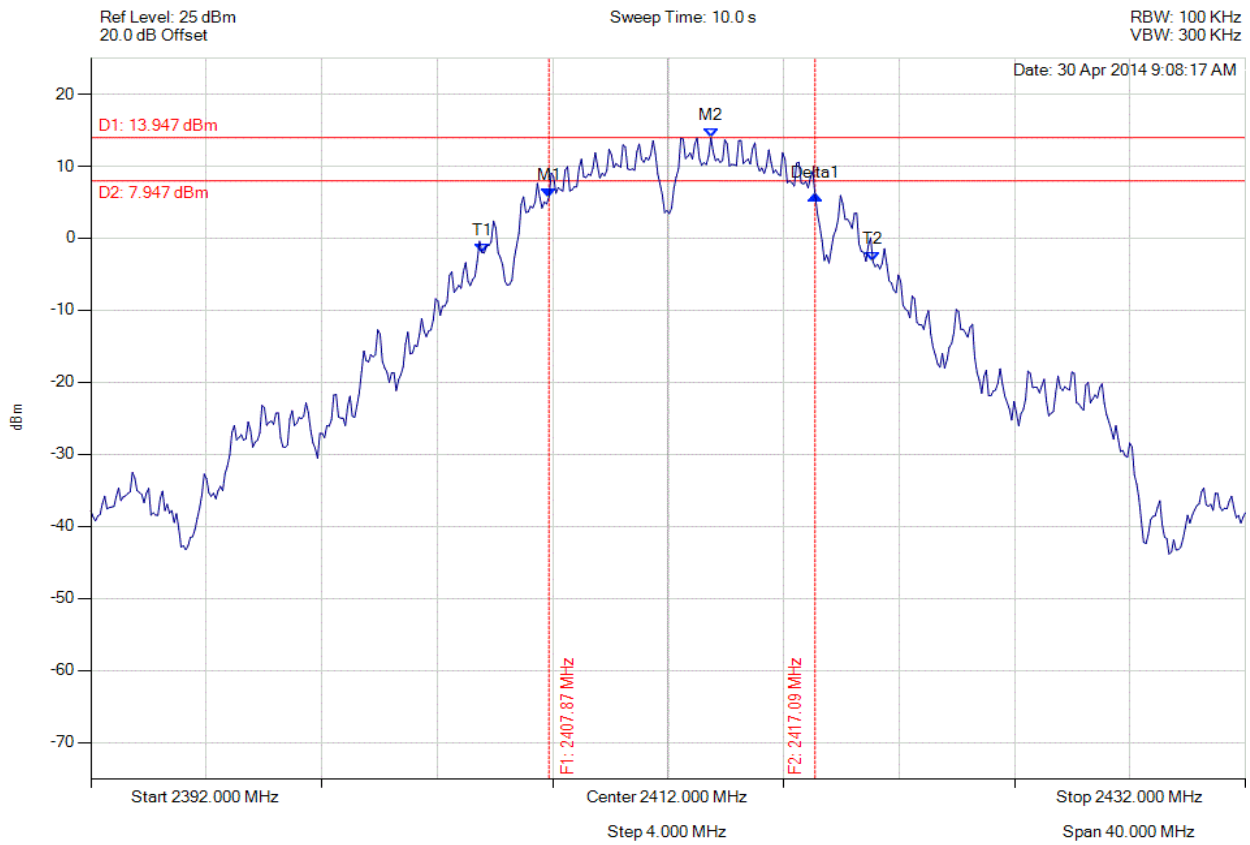

Analyser Setup	Marker : Frequency : Amplitude	Test Results
Detector = MAX PEAK Sweep Count = 0 RF Atten (dB) = 20 Trace Mode = VIEW	M1 : 2407.872 MHz : 5.708 dBm M2 : 2413.483 MHz : 13.947 dBm Delta1 : 9.218 MHz : 0.307 dB T1 : 2405.547 MHz : -1.980 dBm T2 : 2419.094 MHz : -3.255 dBm OBW : 13.547 MHz	Measured 6 dB Bandwidth: 9.218 MHz Limit: ≥500.0 kHz Margin: -8.72 MHz

Back to the Matrix

6 dB & 99% BANDWIDTH

Variant: 802.11b, Channel: 2412.00 MHz, Chain b, Temp: Ambient, Voltage: 3.3 Vdc

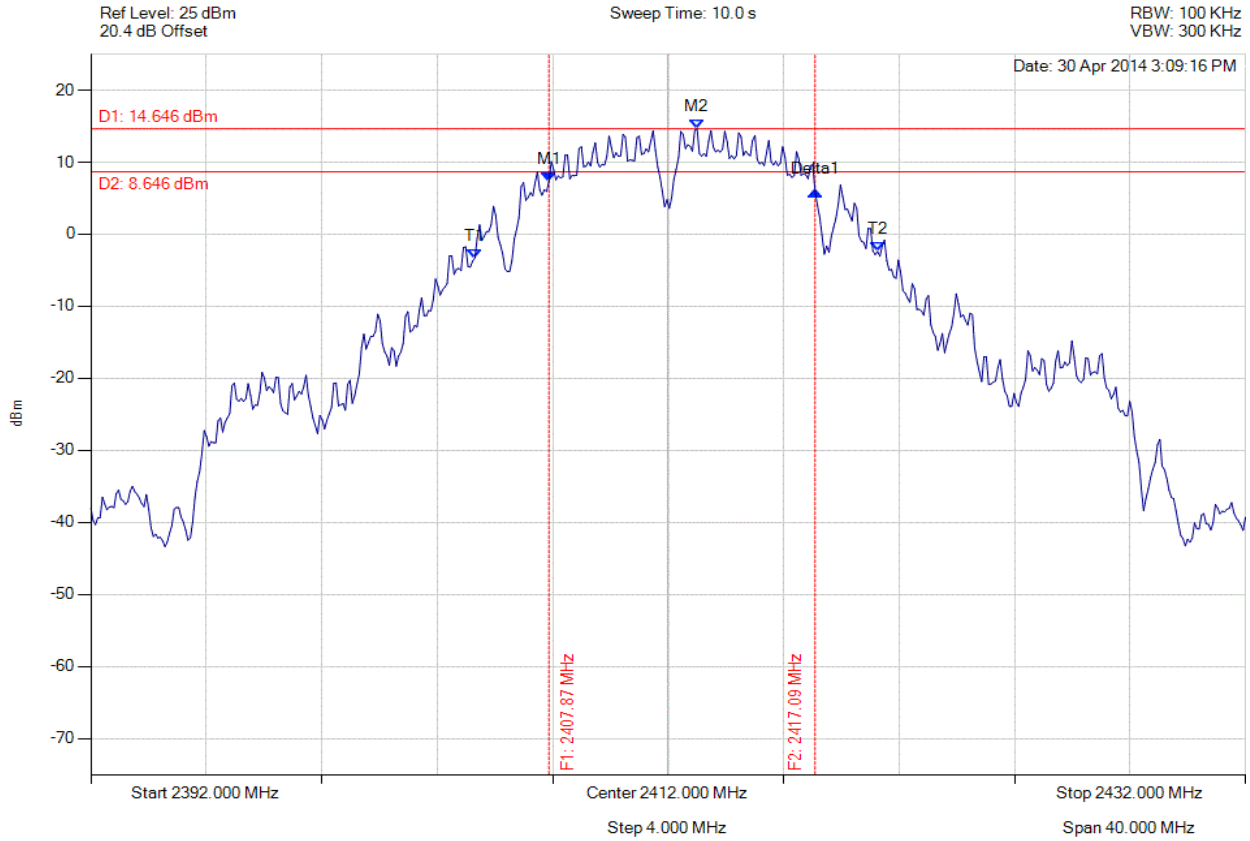

Analyser Setup	Marker : Frequency : Amplitude	Test Results
Detector = MAX PEAK Sweep Count = 0 RF Atten (dB) = 20 Trace Mode = VIEW	M1 : 2407.872 MHz : 7.359 dBm M2 : 2413.002 MHz : 14.646 dBm Delta1 : 9.218 MHz : -1.432 dB T1 : 2405.307 MHz : -3.312 dBm T2 : 2419.255 MHz : -2.384 dBm OBW : 13.948 MHz	Measured 6 dB Bandwidth: 9.218 MHz Limit: ≥500.0 kHz Margin: -8.72 MHz

Back to the Matrix

6 dB & 99% BANDWIDTH

Variant: 802.11b, Channel: 2412.00 MHz, Chain c, Temp: Ambient, Voltage: 3.3 Vdc

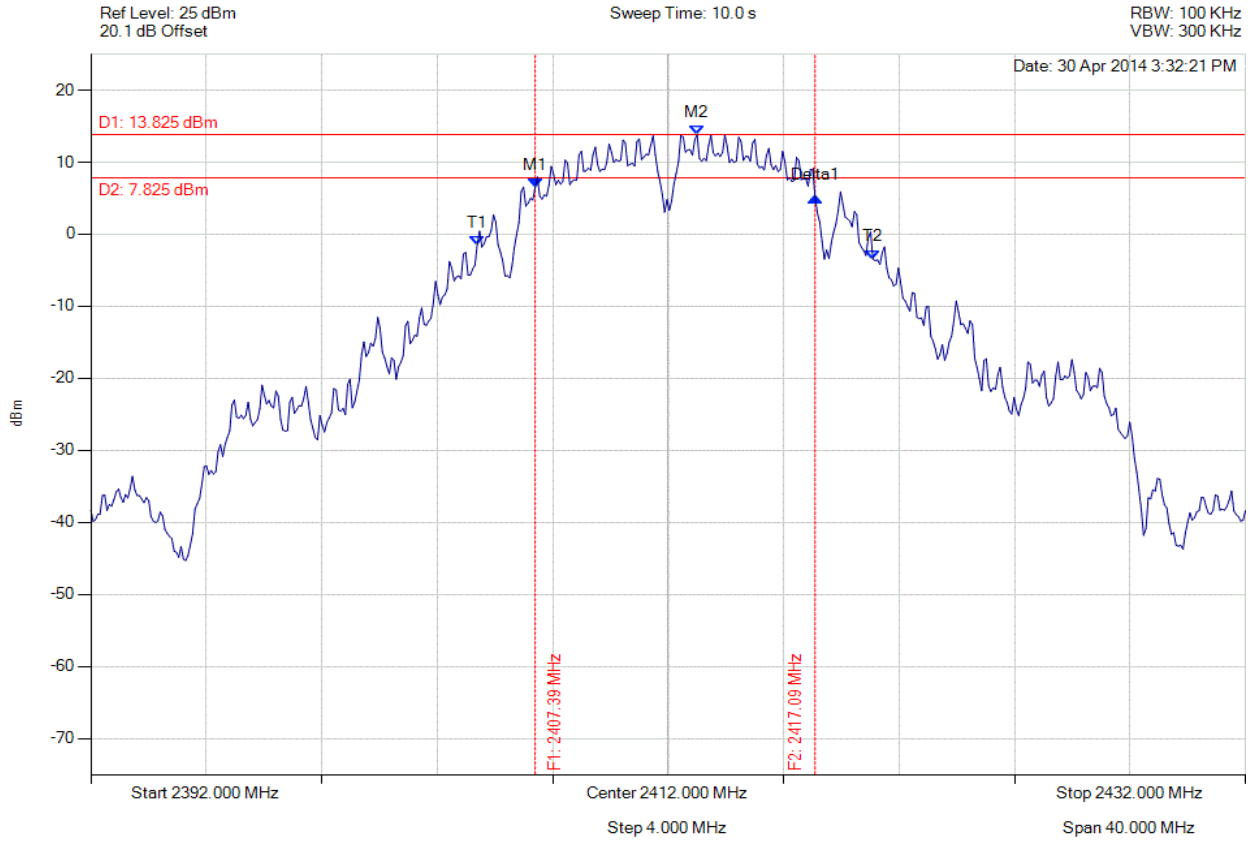

Analyser Setup	Marker : Frequency : Amplitude	Test Results
Detector = MAX PEAK Sweep Count = 0 RF Atten (dB) = 20 Trace Mode = VIEW	M1 : 2407.391 MHz : 6.517 dBm M2 : 2413.002 MHz : 13.825 dBm Delta1 : 9.699 MHz : -1.399 dB T1 : 2405.387 MHz : -1.471 dBm T2 : 2419.094 MHz : -3.452 dBm OBW : 13.707 MHz	Measured 6 dB Bandwidth: 9.699 MHz Limit: ≥500.0 kHz Margin: -9.20 MHz

Back to the Matrix

6 dB & 99% BANDWIDTH

Variant: 802.11b, Channel: 2437.00 MHz, Chain a, Temp: Ambient, Voltage: 3.3 Vdc

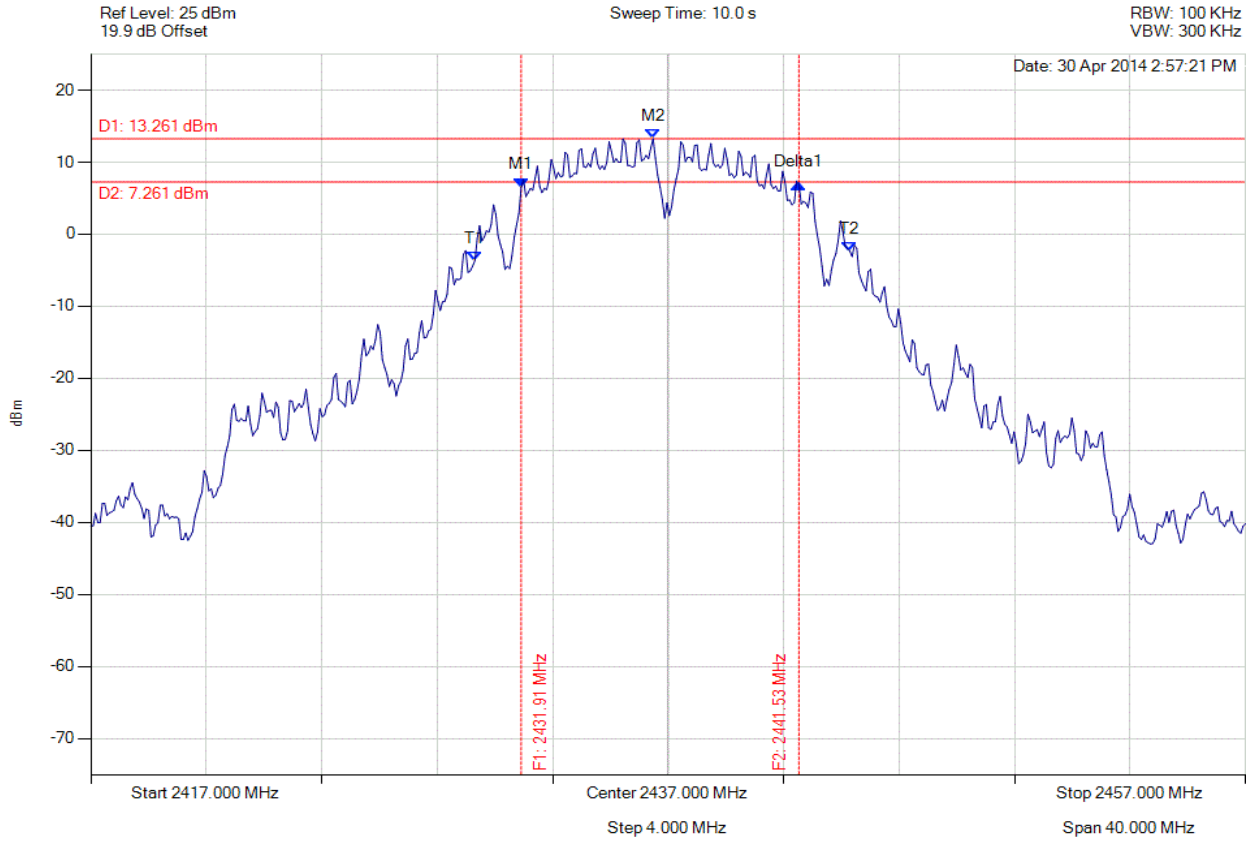

Analyser Setup	Marker : Frequency : Amplitude	Test Results
Detector = MAX PEAK Sweep Count = 0 RF Atten (dB) = 20 Trace Mode = VIEW	M1 : 2431.910 MHz : 6.550 dBm M2 : 2436.479 MHz : 13.261 dBm Delta1 : 9.619 MHz : 0.407 dB T1 : 2430.307 MHz : -3.649 dBm T2 : 2443.293 MHz : -2.358 dBm OBW : 12.986 MHz	Measured 6 dB Bandwidth: 9.619 MHz Limit: ≥500.0 kHz Margin: -9.12 MHz

Back to the Matrix

6 dB & 99% BANDWIDTH

Variant: 802.11b, Channel: 2437.00 MHz, Chain b, Temp: Ambient, Voltage: 3.3 Vdc

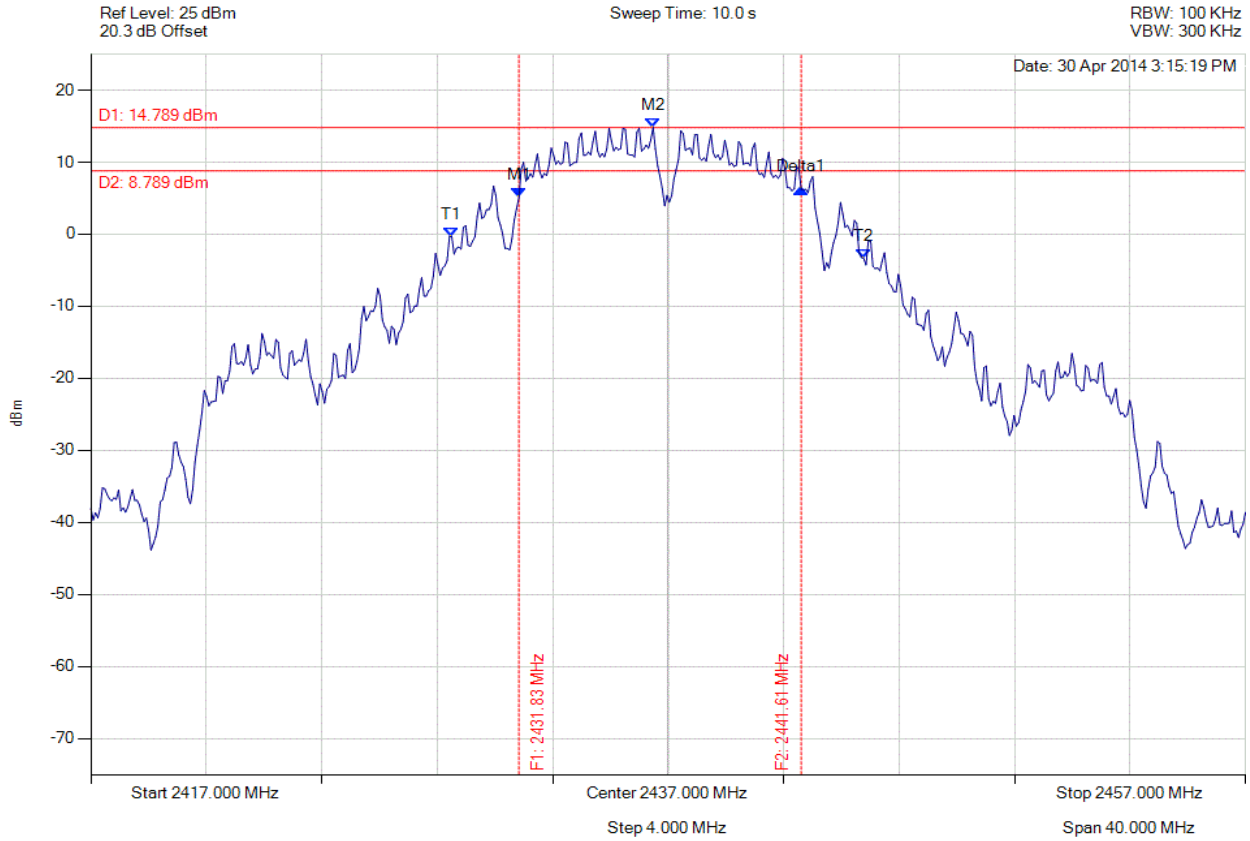

Analyser Setup	Marker : Frequency : Amplitude	Test Results
Detector = MAX PEAK Sweep Count = 0 RF Atten (dB) = 20 Trace Mode = VIEW	M1 : 2431.830 MHz : 5.059 dBm M2 : 2436.479 MHz : 14.789 dBm Delta1 : 9.780 MHz : 1.198 dB T1 : 2429.505 MHz : -0.338 dBm T2 : 2443.774 MHz : -3.367 dBm OBW : 14.269 MHz	Measured 6 dB Bandwidth: 9.780 MHz Limit: ≥500.0 kHz Margin: -9.28 MHz

Back to the Matrix

6 dB & 99% BANDWIDTH

Variant: 802.11b, Channel: 2437.00 MHz, Chain c, Temp: Ambient, Voltage: 3.3 Vdc

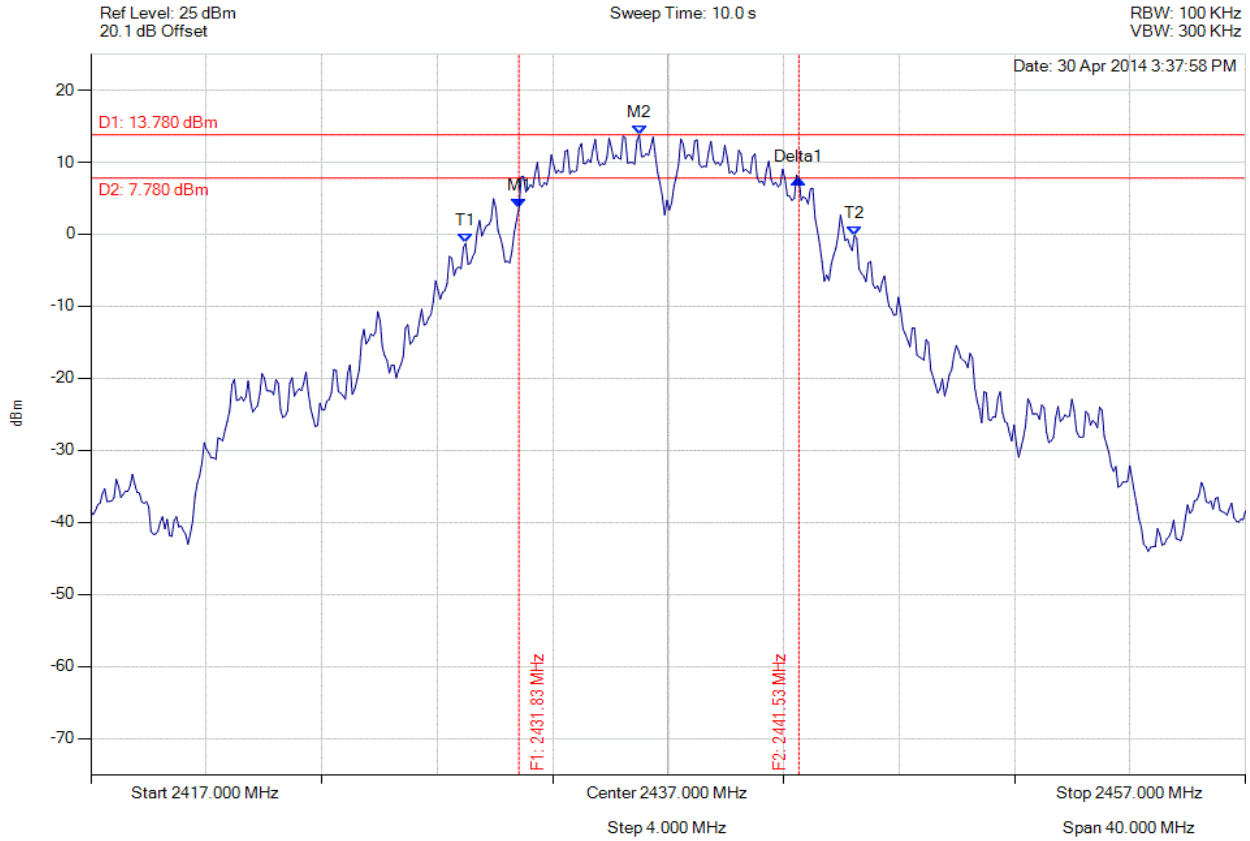

Analyser Setup	Marker : Frequency : Amplitude	Test Results
Detector = MAX PEAK Sweep Count = 0 RF Atten (dB) = 20 Trace Mode = VIEW	M1 : 2431.830 MHz : 3.644 dBm M2 : 2435.998 MHz : 13.780 dBm Delta1 : 9.699 MHz : 4.039 dB T1 : 2429.986 MHz : -1.278 dBm T2 : 2443.453 MHz : -0.157 dBm OBW : 13.467 MHz	Measured 6 dB Bandwidth: 9.699 MHz Limit: ≥500.0 kHz Margin: -9.20 MHz

Back to the Matrix

6 dB & 99% BANDWIDTH

Variant: 802.11b, Channel: 2462.00 MHz, Chain a, Temp: Ambient, Voltage: 3.3 Vdc

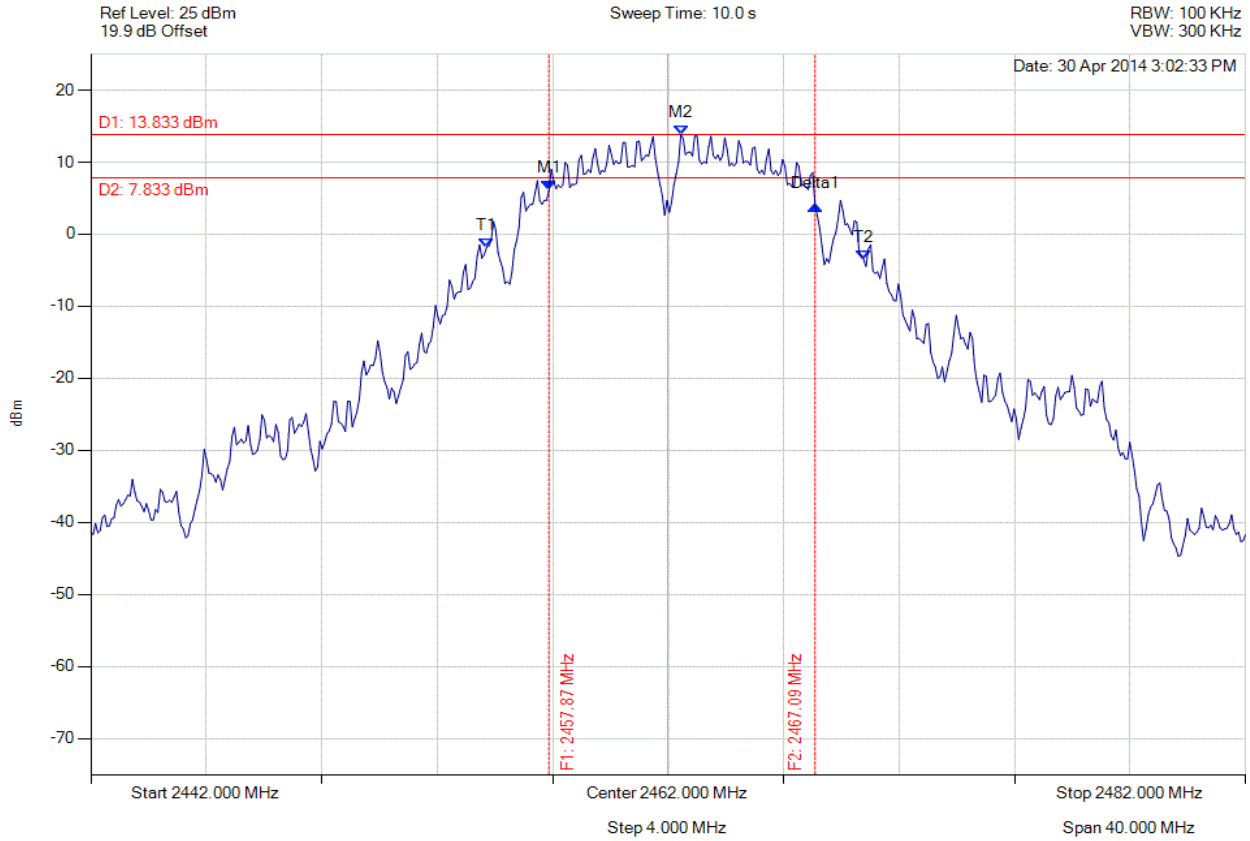

Analyser Setup	Marker : Frequency : Amplitude	Test Results
Detector = MAX PEAK Sweep Count = 0 RF Atten (dB) = 20 Trace Mode = VIEW	M1 : 2457.872 MHz : 6.068 dBm M2 : 2462.441 MHz : 13.833 dBm Delta1 : 9.218 MHz : -2.166 dB T1 : 2455.707 MHz : -1.856 dBm T2 : 2468.774 MHz : -3.519 dBm OBW : 13.066 MHz	Measured 6 dB Bandwidth: 9.218 MHz Limit: ≥500.0 kHz Margin: -8.72 MHz

Back to the Matrix

6 dB & 99% BANDWIDTH

Variant: 802.11b, Channel: 2462.00 MHz, Chain b, Temp: Ambient, Voltage: 3.3 Vdc

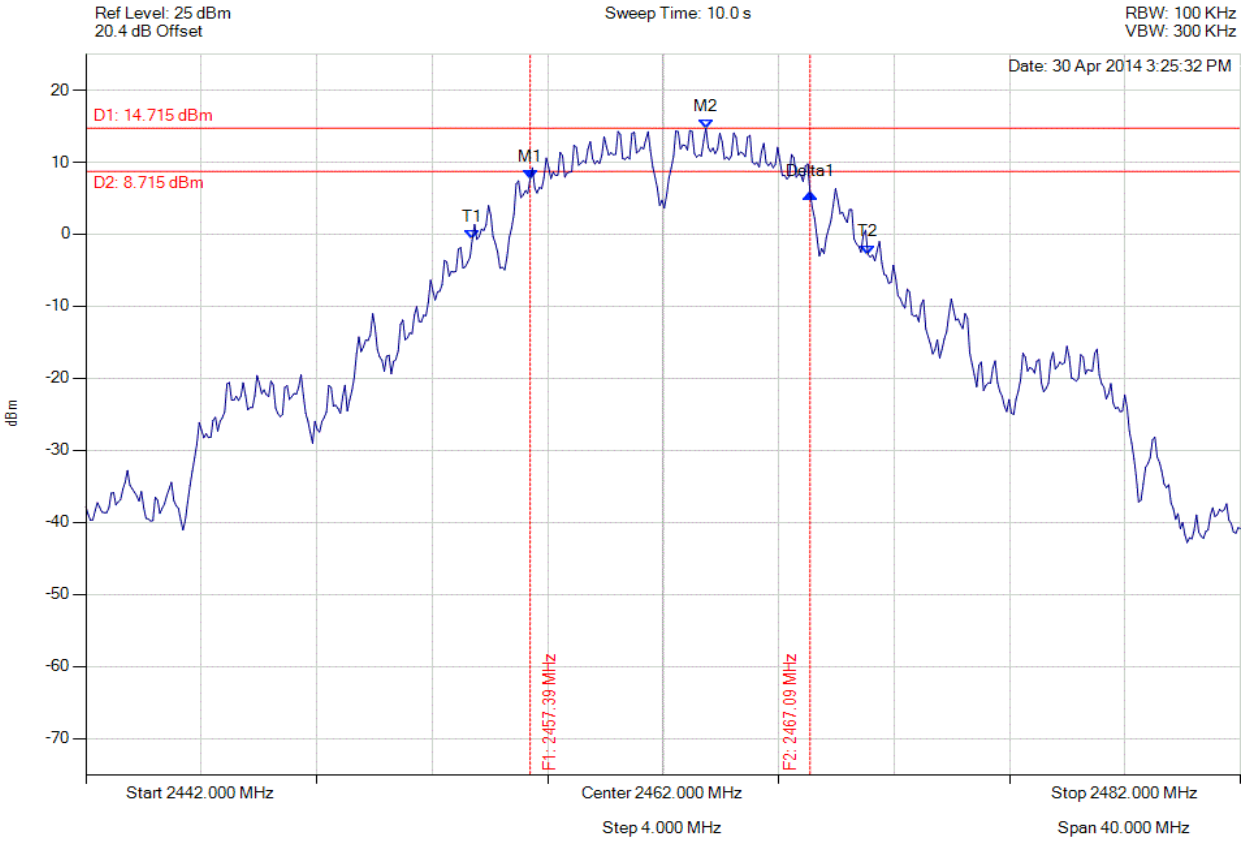

Analyser Setup	Marker : Frequency : Amplitude	Test Results
Detector = MAX PEAK Sweep Count = 0 RF Atten (dB) = 20 Trace Mode = VIEW	M1 : 2457.391 MHz : 7.654 dBm M2 : 2463.483 MHz : 14.715 dBm Delta1 : 9.699 MHz : -1.979 dB T1 : 2455.387 MHz : -0.774 dBm T2 : 2469.094 MHz : -2.781 dBm OBW : 13.707 MHz	Measured 6 dB Bandwidth: 9.699 MHz Limit: ≥500.0 kHz Margin: -9.20 MHz

Back to the Matrix

6 dB & 99% BANDWIDTH

Variant: 802.11b, Channel: 2462.00 MHz, Chain c, Temp: Ambient, Voltage: 3.3 Vdc

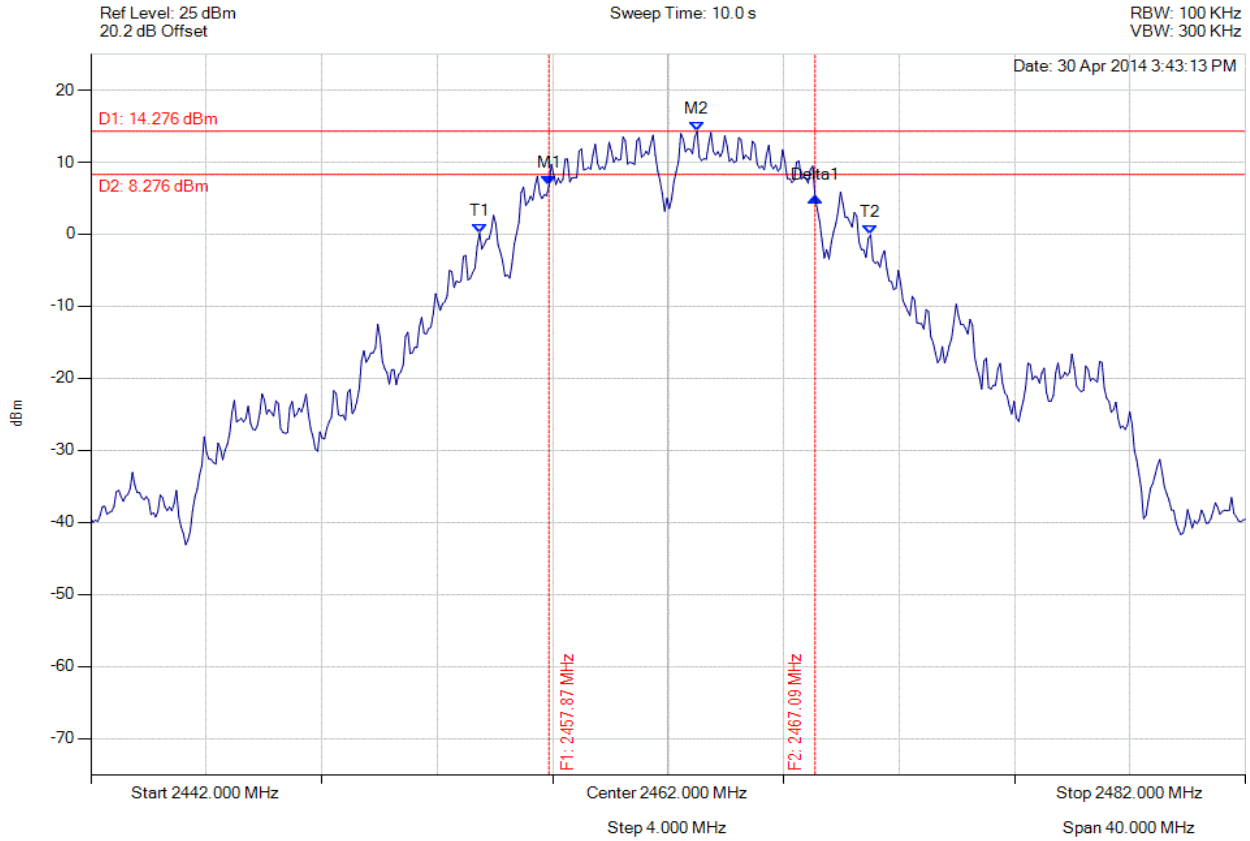

Analyser Setup	Marker : Frequency : Amplitude	Test Results
Detector = MAX PEAK Sweep Count = 0 RF Atten (dB) = 20 Trace Mode = VIEW	M1 : 2457.872 MHz : 6.745 dBm M2 : 2463.002 MHz : 14.276 dBm Delta1 : 9.218 MHz : -1.633 dB T1 : 2455.467 MHz : 0.168 dBm T2 : 2469.014 MHz : -0.090 dBm OBW : 13.547 MHz	Measured 6 dB Bandwidth: 9.218 MHz Limit: ≥500.0 kHz Margin: -8.72 MHz

Back to the Matrix

6 dB & 99% BANDWIDTH

Variant: 802.11g, Channel: 2412.00 MHz, Chain a, Temp: Ambient, Voltage: 3.3 Vdc

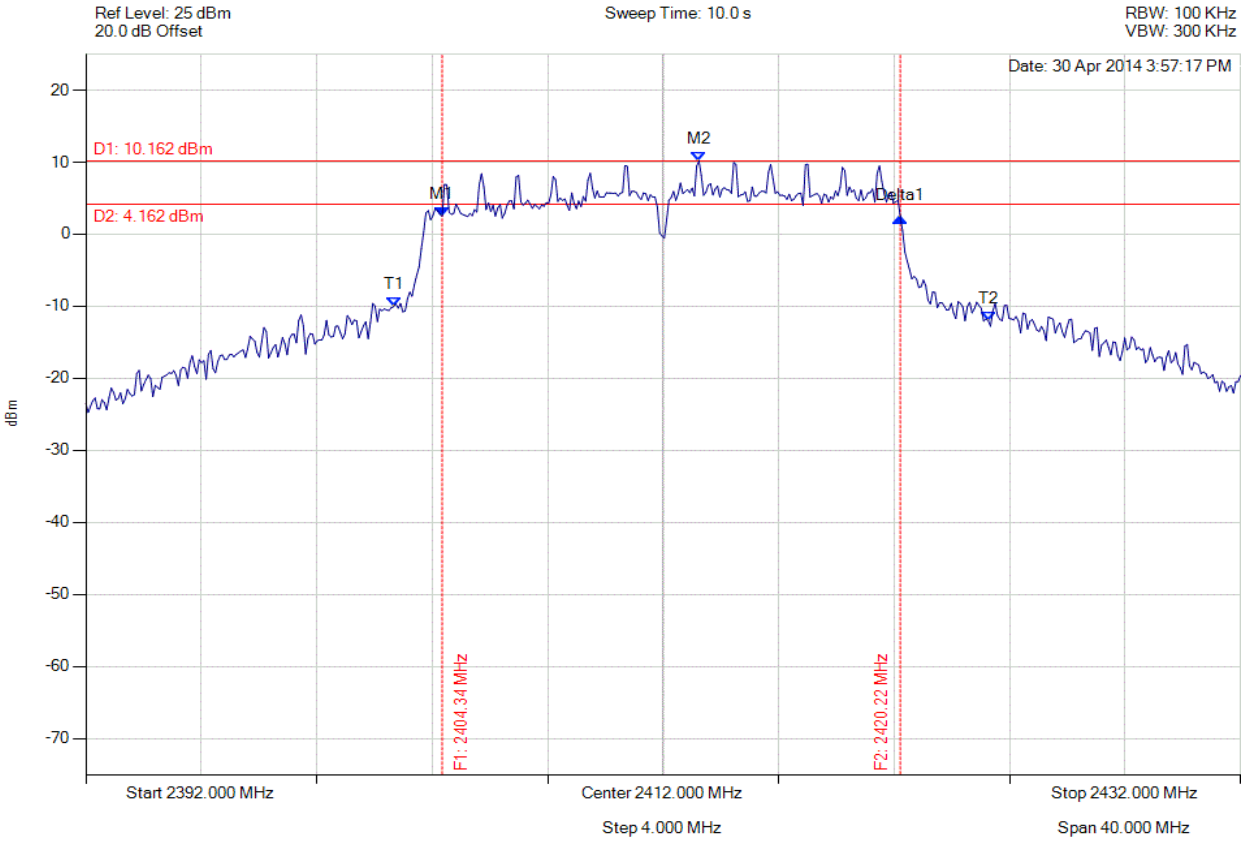

Analyser Setup	Marker : Frequency : Amplitude	Test Results
Detector = MAX PEAK Sweep Count = 0 RF Atten (dB) = 20 Trace Mode = VIEW	M1 : 2404.345 MHz : 2.513 dBm M2 : 2413.242 MHz : 10.162 dBm Delta1 : 15.872 MHz : -0.146 dB T1 : 2402.661 MHz : -10.037 dBm T2 : 2423.263 MHz : -11.984 dBm OBW : 20.601 MHz	Measured 6 dB Bandwidth: 15.872 MHz Limit: ≥500.0 kHz Margin: -15.37 MHz

Back to the Matrix

6 dB & 99% BANDWIDTH

Variant: 802.11g, Channel: 2412.00 MHz, Chain b, Temp: Ambient, Voltage: 3.3 Vdc

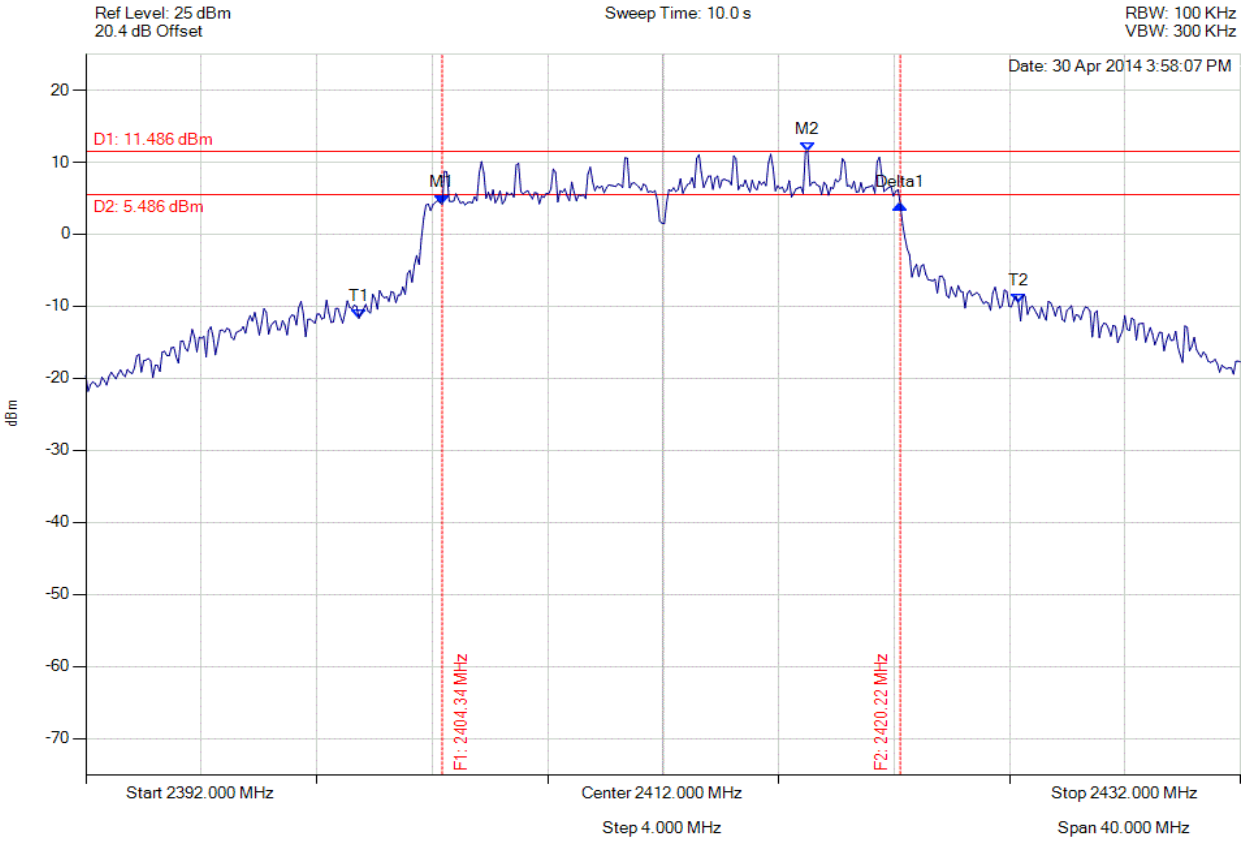

Analyser Setup	Marker : Frequency : Amplitude	Test Results
Detector = MAX PEAK Sweep Count = 0 RF Atten (dB) = 20 Trace Mode = VIEW	M1 : 2404.345 MHz : 4.160 dBm M2 : 2417.010 MHz : 11.486 dBm Delta1 : 15.872 MHz : -0.002 dB T1 : 2401.459 MHz : -11.687 dBm T2 : 2424.305 MHz : -9.543 dBm OBW : 22.846 MHz	Measured 6 dB Bandwidth: 15.872 MHz Limit: ≥500.0 kHz Margin: -15.37 MHz

Back to the Matrix

6 dB & 99% BANDWIDTH

Variant: 802.11g, Channel: 2412.00 MHz, Chain c, Temp: Ambient, Voltage: 3.3 Vdc

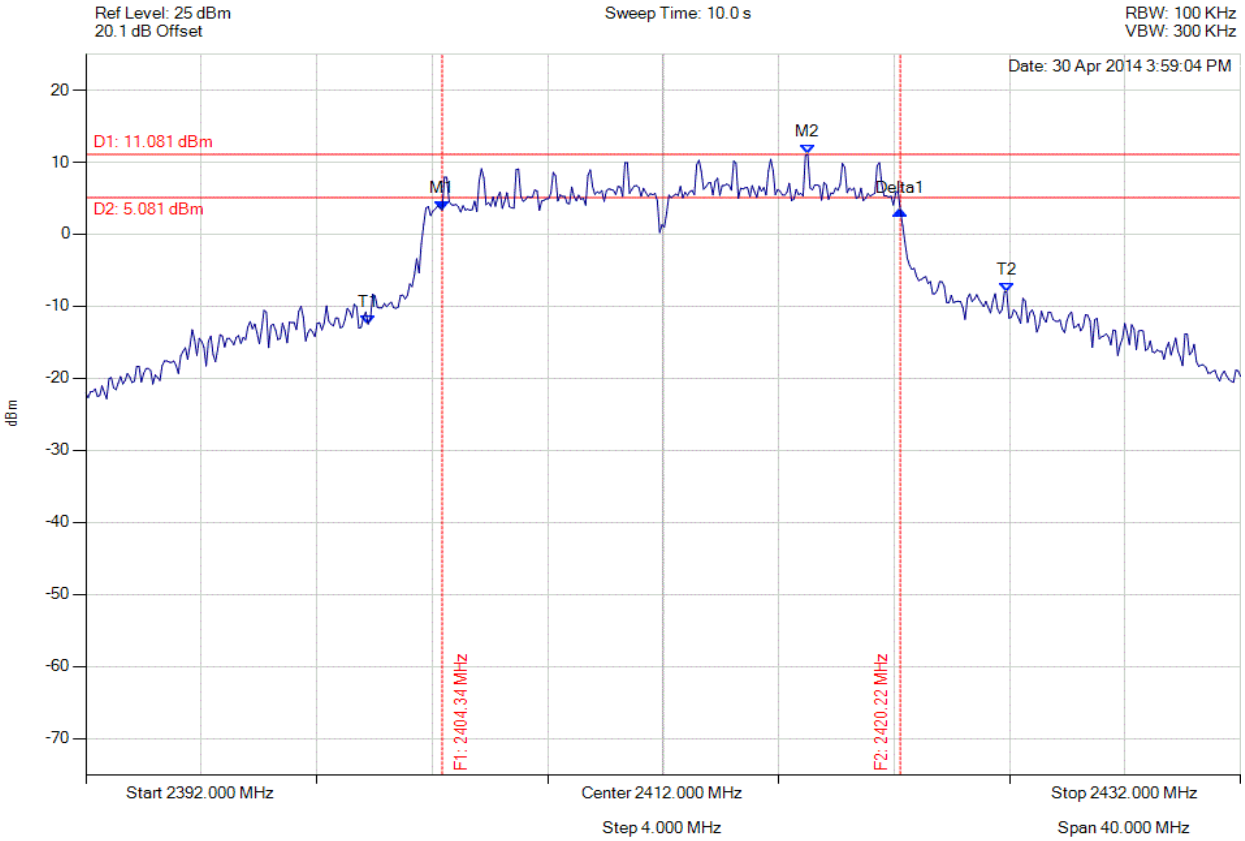

Analyser Setup	Marker : Frequency : Amplitude	Test Results
Detector = MAX PEAK Sweep Count = 0 RF Atten (dB) = 20 Trace Mode = VIEW	M1 : 2404.345 MHz : 3.337 dBm M2 : 2417.010 MHz : 11.081 dBm Delta1 : 15.872 MHz : -0.006 dB T1 : 2401.780 MHz : -12.484 dBm T2 : 2423.904 MHz : -8.016 dBm OBW : 22.124 MHz	Measured 6 dB Bandwidth: 15.872 MHz Limit: ≥500.0 kHz Margin: -15.37 MHz

Back to the Matrix

6 dB & 99% BANDWIDTH

Variant: 802.11g, Channel: 2437.00 MHz, Chain a, Temp: Ambient, Voltage: 3.3 Vdc

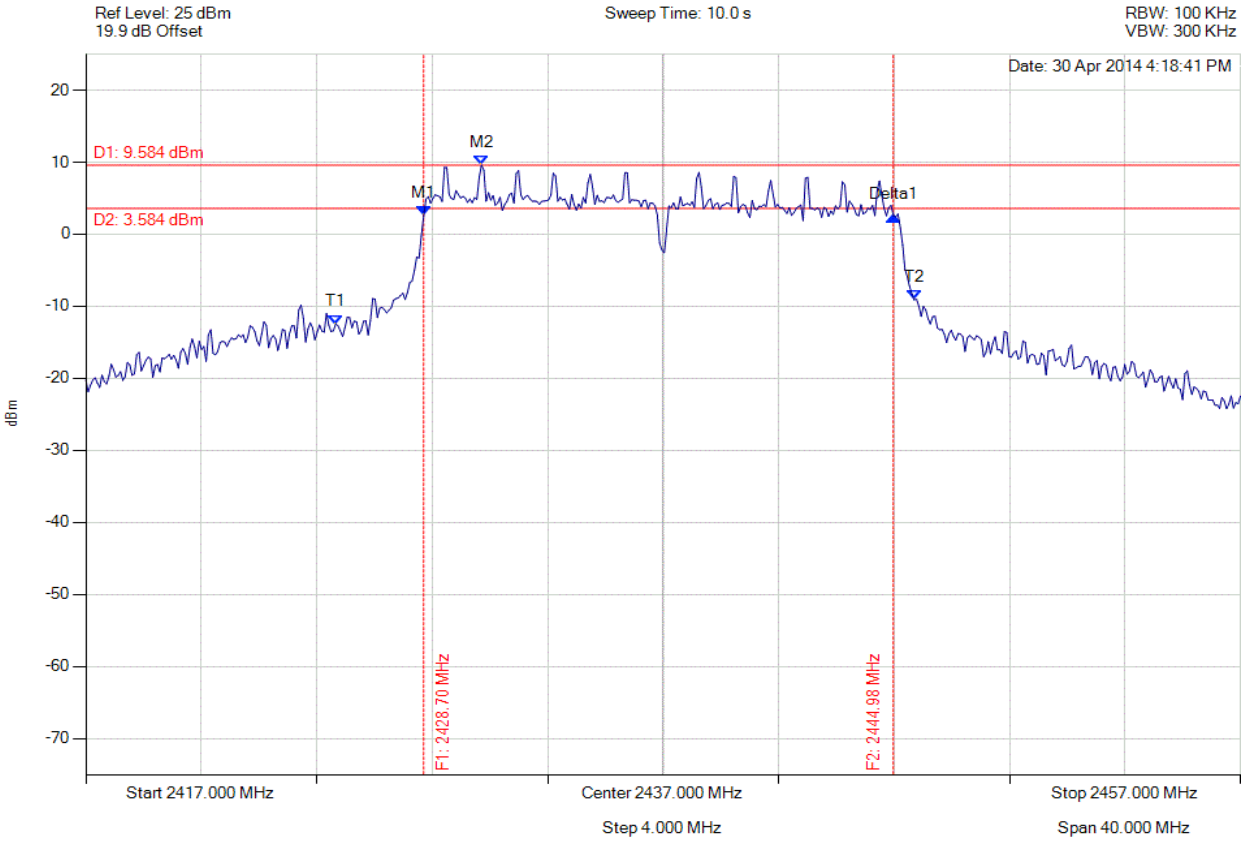

Analyser Setup	Marker : Frequency : Amplitude	Test Results
Detector = MAX PEAK Sweep Count = 0 RF Atten (dB) = 20 Trace Mode = VIEW	M1 : 2428.703 MHz : 2.562 dBm M2 : 2430.707 MHz : 9.584 dBm Delta1 : 16.273 MHz : -0.026 dB T1 : 2425.657 MHz : -12.456 dBm T2 : 2445.697 MHz : -9.110 dBm OBW : 20.040 MHz	Measured 6 dB Bandwidth: 16.273 MHz Limit: ≥500.0 kHz Margin: -15.77 MHz

Back to the Matrix

6 dB & 99% BANDWIDTH

Variant: 802.11g, Channel: 2437.00 MHz, Chain b, Temp: Ambient, Voltage: 3.3 Vdc

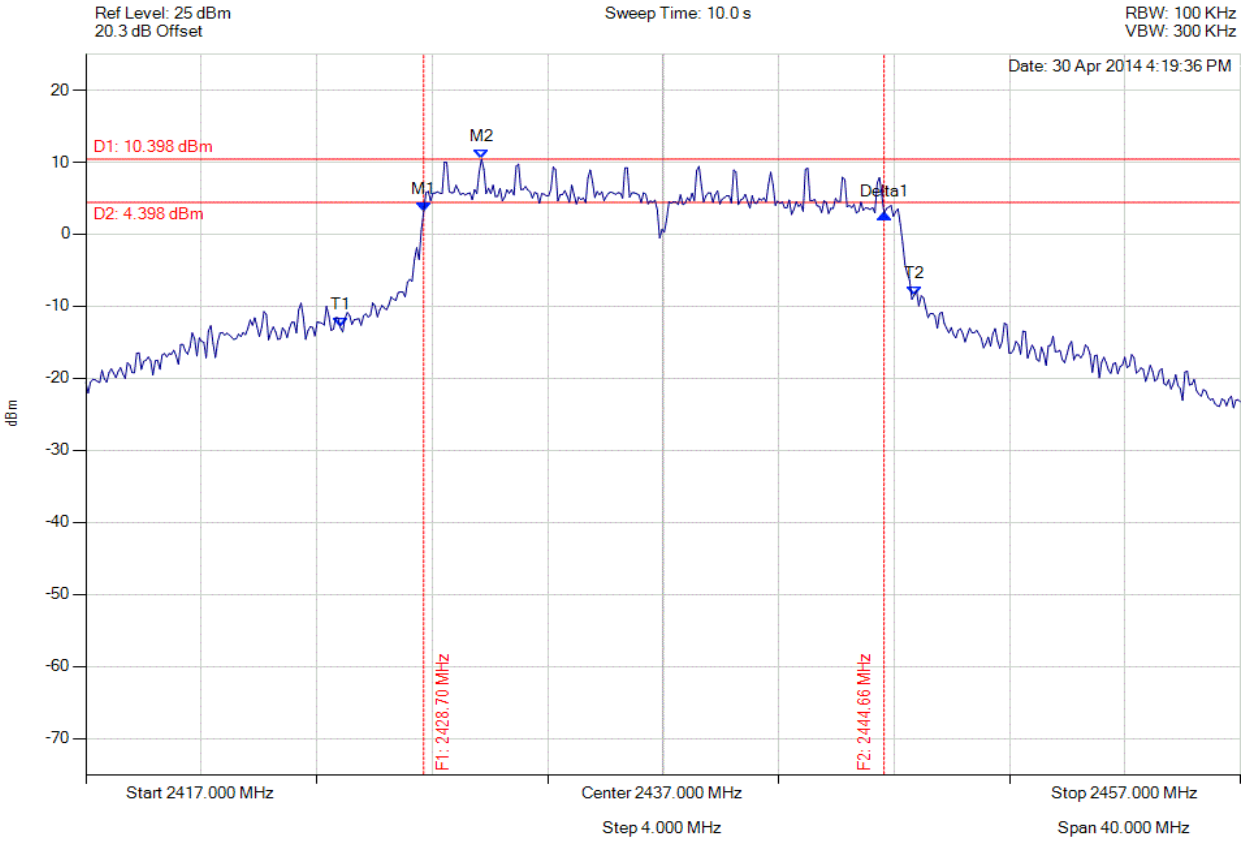

Analyser Setup	Marker : Frequency : Amplitude	Test Results
Detector = MAX PEAK Sweep Count = 0 RF Atten (dB) = 20 Trace Mode = VIEW	M1 : 2428.703 MHz : 3.109 dBm M2 : 2430.707 MHz : 10.398 dBm Delta1 : 15.952 MHz : -0.240 dB T1 : 2425.818 MHz : -12.942 dBm T2 : 2445.697 MHz : -8.475 dBm OBW : 19.880 MHz	Measured 6 dB Bandwidth: 15.952 MHz Limit: ≥500.0 kHz Margin: -15.45 MHz

Back to the Matrix

6 dB & 99% BANDWIDTH

Variant: 802.11g, Channel: 2437.00 MHz, Chain c, Temp: Ambient, Voltage: 3.3 Vdc

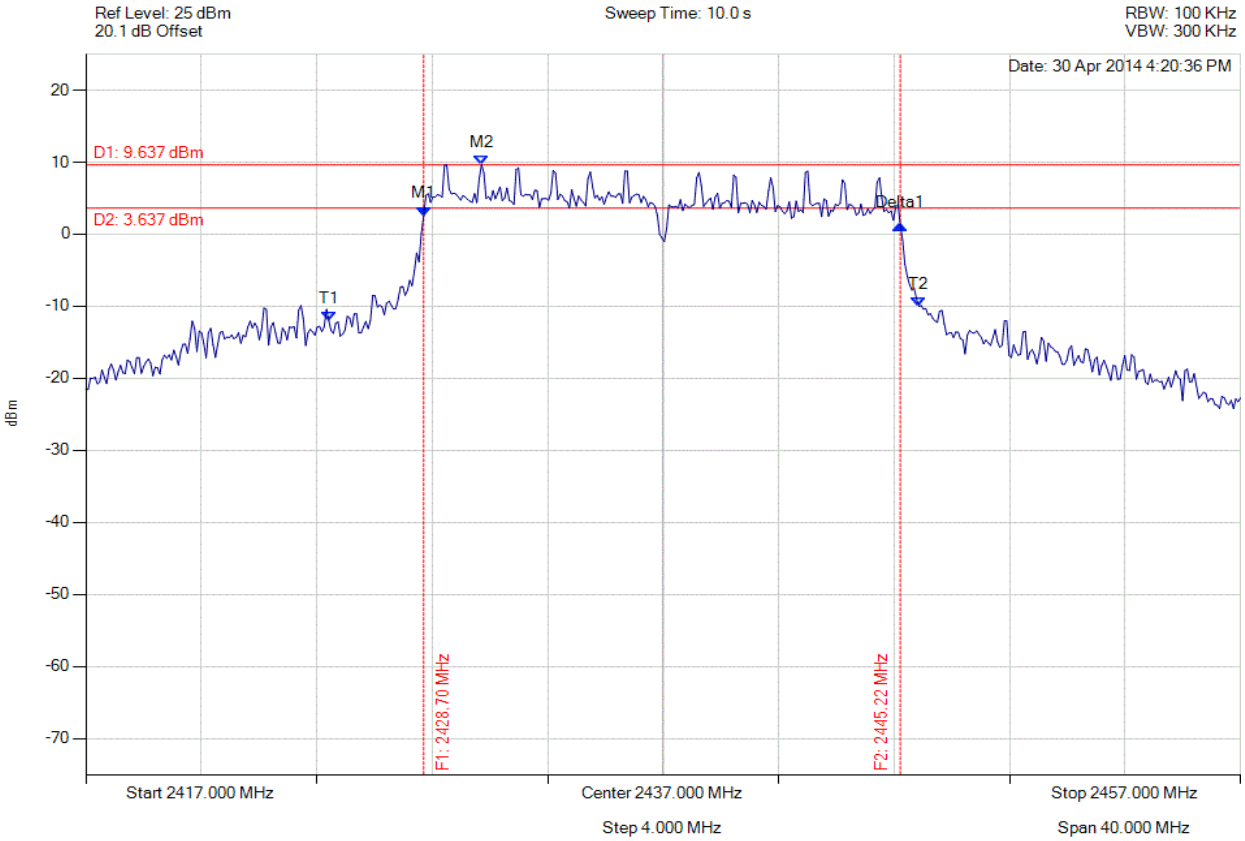

Analyser Setup	Marker : Frequency : Amplitude	Test Results
Detector = MAX PEAK Sweep Count = 0 RF Atten (dB) = 20 Trace Mode = VIEW	M1 : 2428.703 MHz : 2.554 dBm M2 : 2430.707 MHz : 9.637 dBm Delta1 : 16.513 MHz : -1.273 dB T1 : 2425.417 MHz : -12.026 dBm T2 : 2445.858 MHz : -10.007 dBm OBW : 20.441 MHz	Measured 6 dB Bandwidth: 16.513 MHz Limit: ≥500.0 kHz Margin: -16.01 MHz

Back to the Matrix

6 dB & 99% BANDWIDTH

Variant: 802.11g, Channel: 2462.00 MHz, Chain a, Temp: Ambient, Voltage: 3.3 Vdc

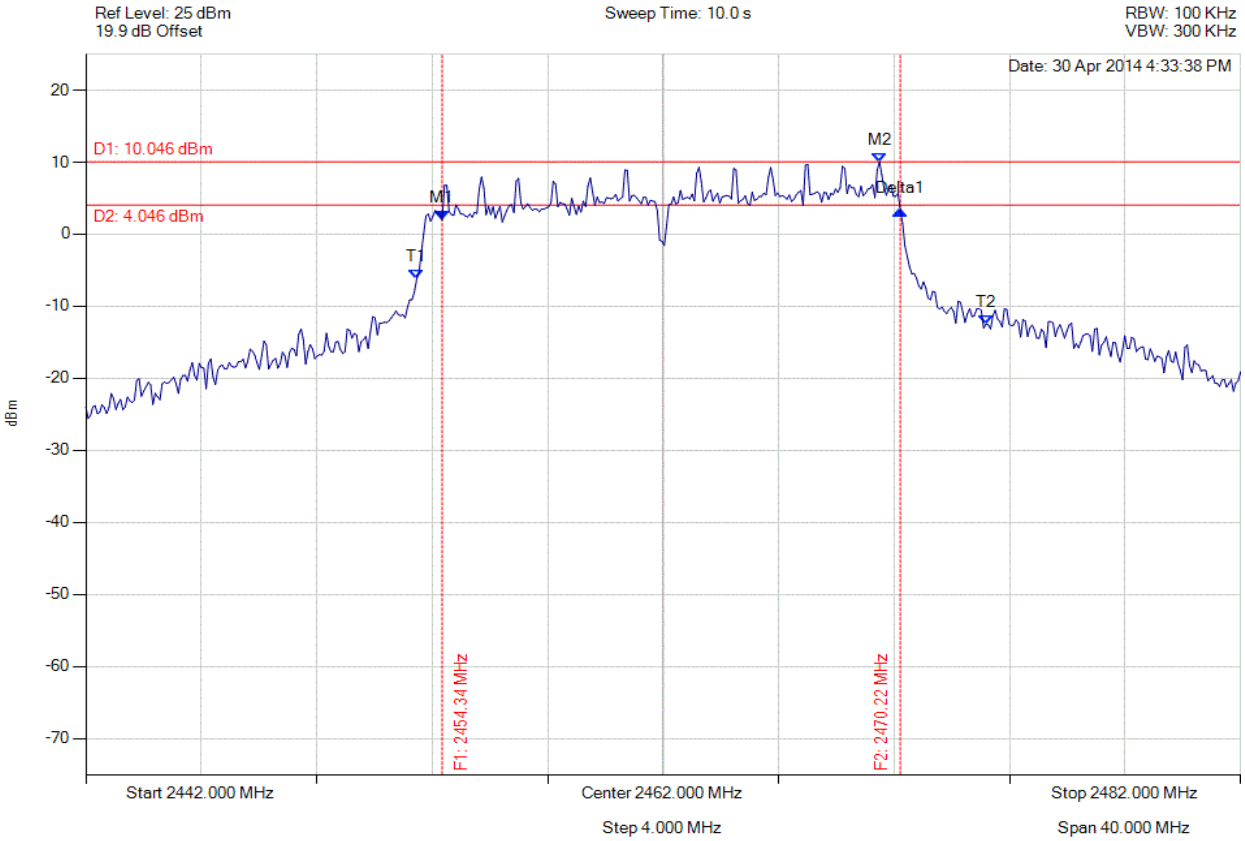

Analyser Setup	Marker : Frequency : Amplitude	Test Results
Detector = MAX PEAK Sweep Count = 0 RF Atten (dB) = 20 Trace Mode = VIEW	M1 : 2454.345 MHz : 2.004 dBm M2 : 2469.495 MHz : 10.046 dBm Delta1 : 15.872 MHz : 1.361 dB T1 : 2453.463 MHz : -6.242 dBm T2 : 2473.182 MHz : -12.514 dBm OBW : 19.719 MHz	Measured 6 dB Bandwidth: 15.872 MHz Limit: ≥500.0 kHz Margin: -15.37 MHz

Back to the Matrix

6 dB & 99% BANDWIDTH

Variant: 802.11g, Channel: 2462.00 MHz, Chain b, Temp: Ambient, Voltage: 3.3 Vdc

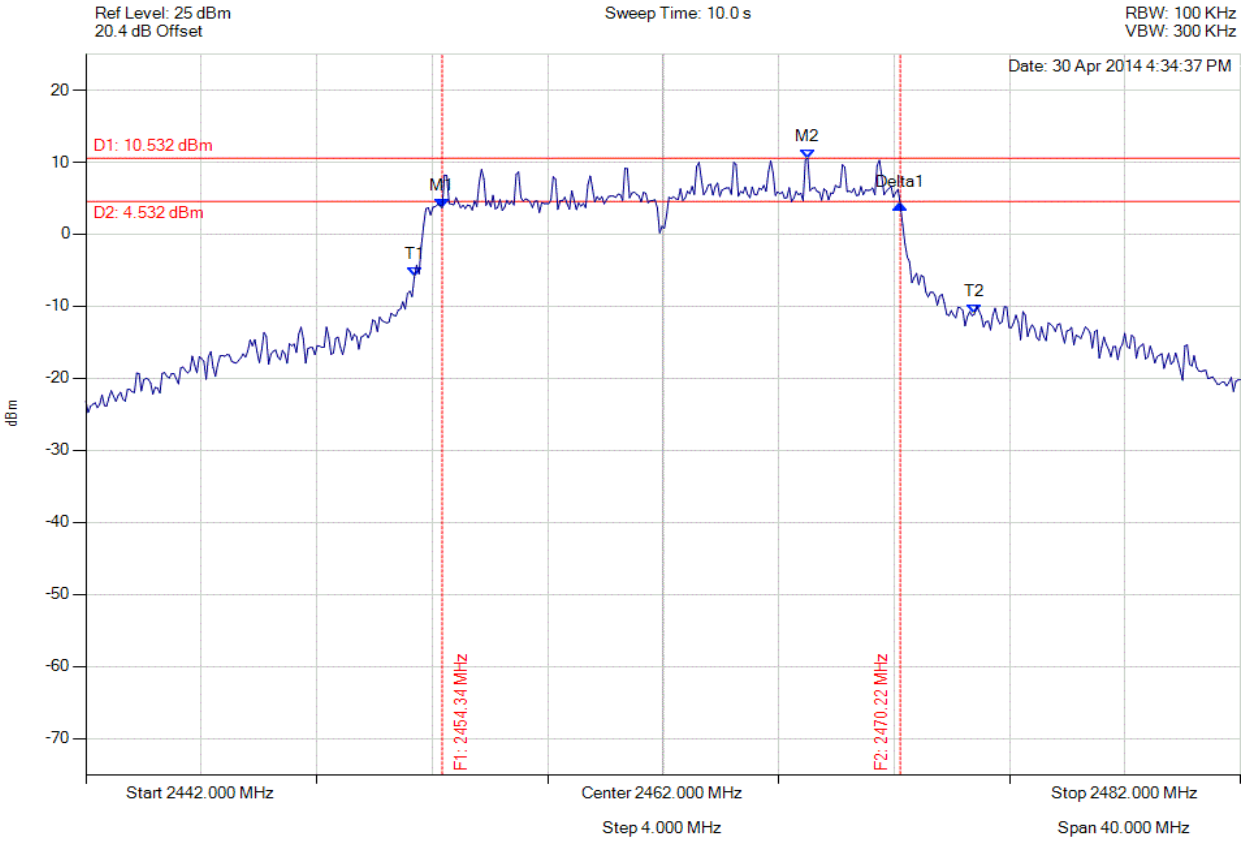

Analyser Setup	Marker : Frequency : Amplitude	Test Results
Detector = MAX PEAK Sweep Count = 0 RF Atten (dB) = 20 Trace Mode = VIEW	M1 : 2454.345 MHz : 3.642 dBm M2 : 2467.010 MHz : 10.532 dBm Delta1 : 15.872 MHz : 0.464 dB T1 : 2453.383 MHz : -5.882 dBm T2 : 2472.782 MHz : -11.099 dBm OBW : 19.399 MHz	Measured 6 dB Bandwidth: 15.872 MHz Limit: ≥500.0 kHz Margin: -15.37 MHz

Back to the Matrix

6 dB & 99% BANDWIDTH

Variant: 802.11g, Channel: 2462.00 MHz, Chain c, Temp: Ambient, Voltage: 3.3 Vdc

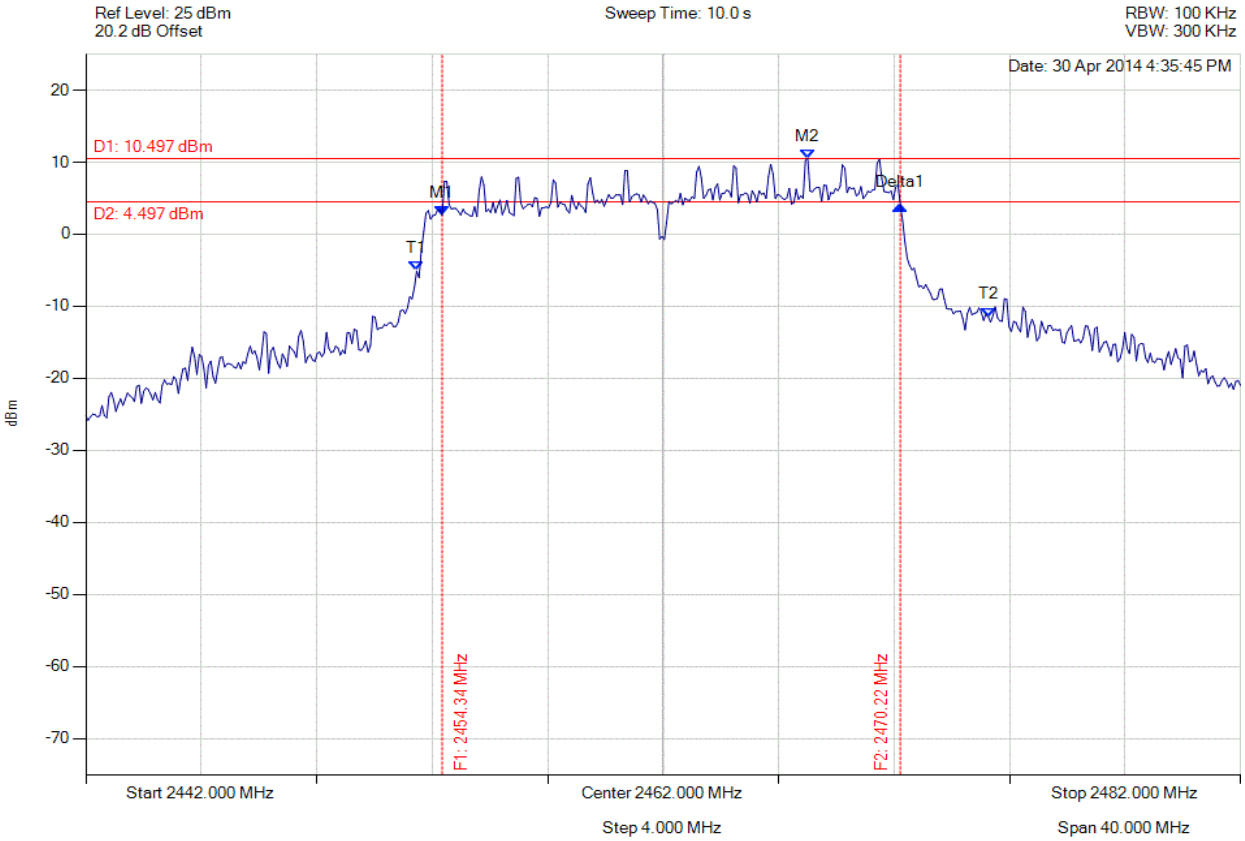

Analyser Setup	Marker : Frequency : Amplitude	Test Results
Detector = MAX PEAK Sweep Count = 0 RF Atten (dB) = 20 Trace Mode = VIEW	M1 : 2454.345 MHz : 2.643 dBm M2 : 2467.010 MHz : 10.497 dBm Delta1 : 15.872 MHz : 1.403 dB T1 : 2453.463 MHz : -5.114 dBm T2 : 2473.263 MHz : -11.465 dBm OBW : 19.800 MHz	Measured 6 dB Bandwidth: 15.872 MHz Limit: ≥500.0 kHz Margin: -15.37 MHz

Back to the Matrix

6 dB & 99% BANDWIDTH

Variant: 802.11n HT-20, Channel: 2412.00 MHz, Chain a, Temp: Ambient, Voltage: 3.3 Vdc

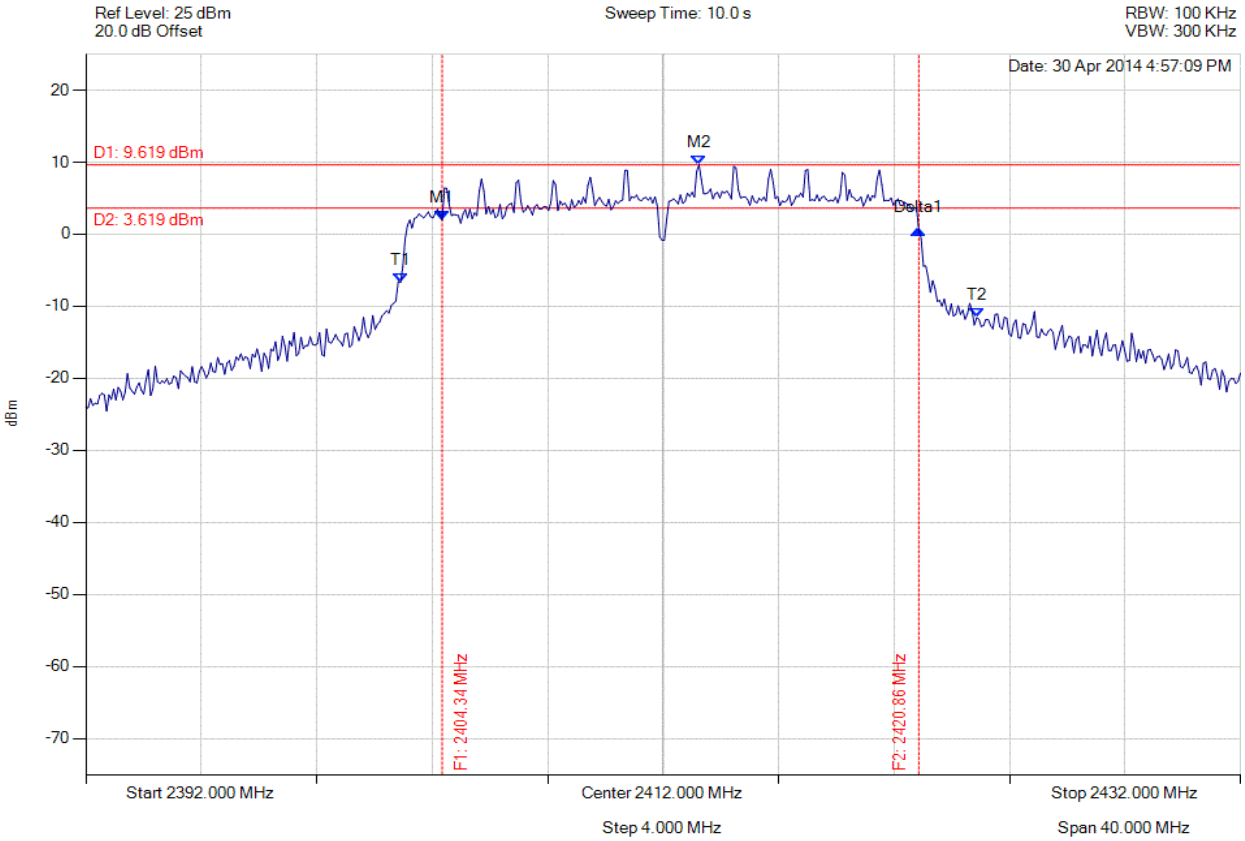

Analyser Setup	Marker : Frequency : Amplitude	Test Results
Detector = MAX PEAK Sweep Count = 0 RF Atten (dB) = 20 Trace Mode = VIEW	M1 : 2404.345 MHz : 1.960 dBm M2 : 2413.242 MHz : 9.619 dBm Delta1 : 16.513 MHz : -1.379 dB T1 : 2402.902 MHz : -6.698 dBm T2 : 2422.862 MHz : -11.583 dBm OBW : 19.960 MHz	Measured 6 dB Bandwidth: 16.513 MHz Limit: ≥500.0 kHz Margin: -16.01 MHz

Back to the Matrix

6 dB & 99% BANDWIDTH

Variant: 802.11n HT-20, Channel: 2412.00 MHz, Chain b, Temp: Ambient, Voltage: 3.3 Vdc

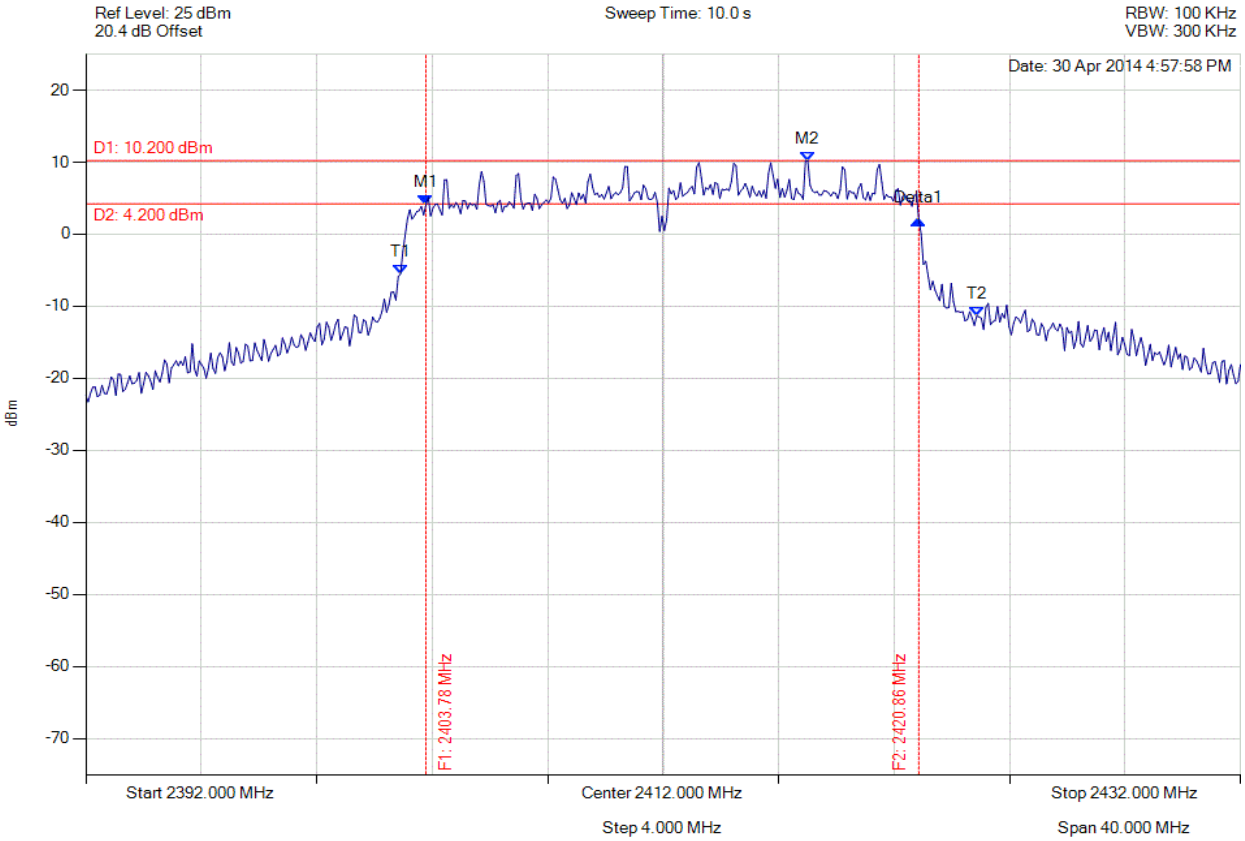

Analyser Setup	Marker : Frequency : Amplitude	Test Results
Detector = MAX PEAK Sweep Count = 0 RF Atten (dB) = 20 Trace Mode = VIEW	M1 : 2403.784 MHz : 4.130 dBm M2 : 2417.010 MHz : 10.200 dBm Delta1 : 17.074 MHz : -2.119 dB T1 : 2402.902 MHz : -5.537 dBm T2 : 2422.862 MHz : -11.363 dBm OBW : 19.960 MHz	Measured 6 dB Bandwidth: 17.074 MHz Limit: ≥500.0 kHz Margin: -16.57 MHz

Back to the Matrix

6 dB & 99% BANDWIDTH

Variant: 802.11n HT-20, Channel: 2412.00 MHz, Chain c, Temp: Ambient, Voltage: 3.3 Vdc

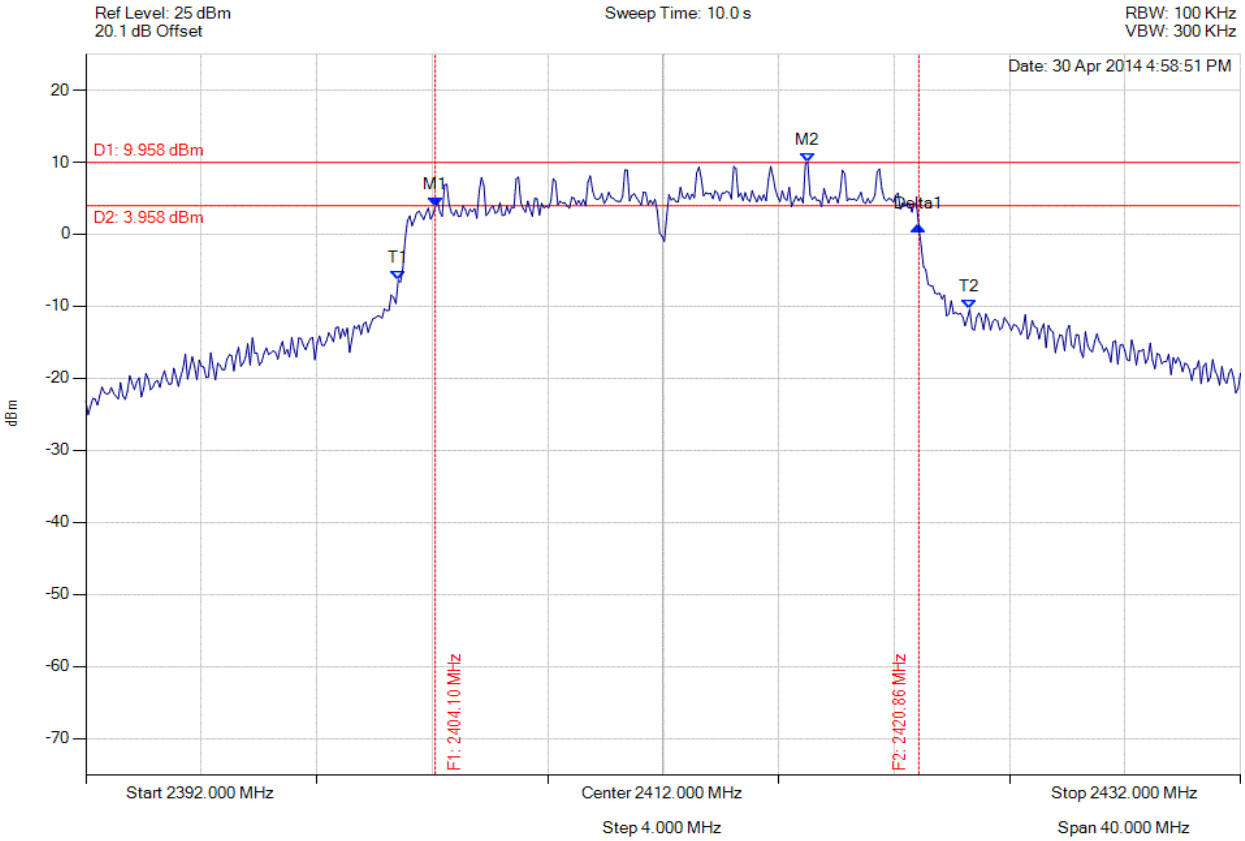

Analyser Setup	Marker : Frequency : Amplitude	Test Results
Detector = MAX PEAK Sweep Count = 0 RF Atten (dB) = 20 Trace Mode = VIEW	M1 : 2404.104 MHz : 3.800 dBm M2 : 2417.010 MHz : 9.958 dBm Delta1 : 16.754 MHz : -2.739 dB T1 : 2402.822 MHz : -6.393 dBm T2 : 2422.621 MHz : -10.420 dBm OBW : 19.800 MHz	Measured 6 dB Bandwidth: 16.754 MHz Limit: ≥500.0 kHz Margin: -16.25 MHz

Back to the Matrix

6 dB & 99% BANDWIDTH

Variant: 802.11n HT-20, Channel: 2437.00 MHz, Chain a, Temp: Ambient, Voltage: 3.3 Vdc

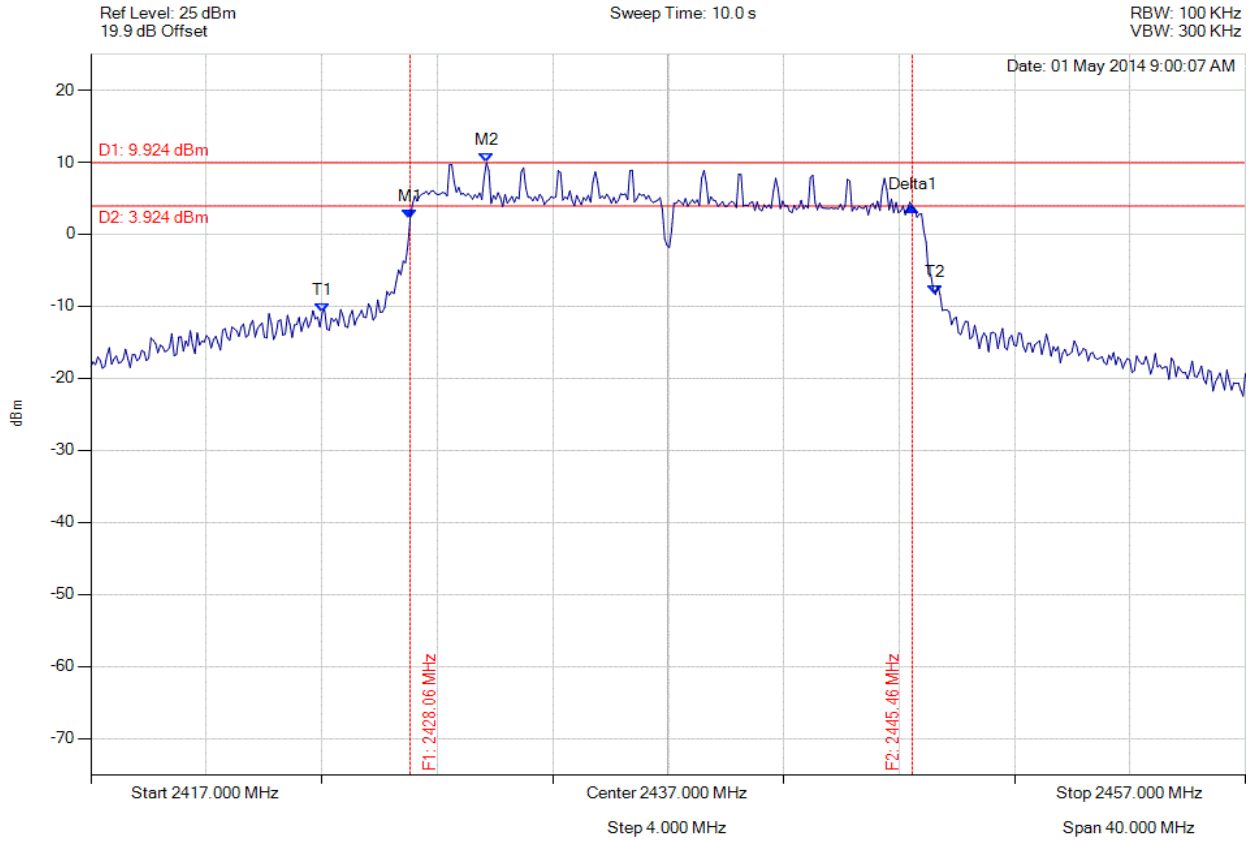

Analyser Setup	Marker : Frequency : Amplitude	Test Results
Detector = MAX PEAK Sweep Count = 0 RF Atten (dB) = 20 Trace Mode = VIEW	M1 : 2428.062 MHz : 2.090 dBm M2 : 2430.707 MHz : 9.924 dBm Delta1 : 17.395 MHz : 1.672 dB T1 : 2425.016 MHz : -10.853 dBm T2 : 2446.259 MHz : -8.388 dBm OBW : 21.242 MHz	Measured 6 dB Bandwidth: 17.395 MHz Limit: ≥500.0 kHz Margin: -16.90 MHz

Back to the Matrix

6 dB & 99% BANDWIDTH

Variant: 802.11n HT-20, Channel: 2437.00 MHz, Chain b, Temp: Ambient, Voltage: 3.3 Vdc

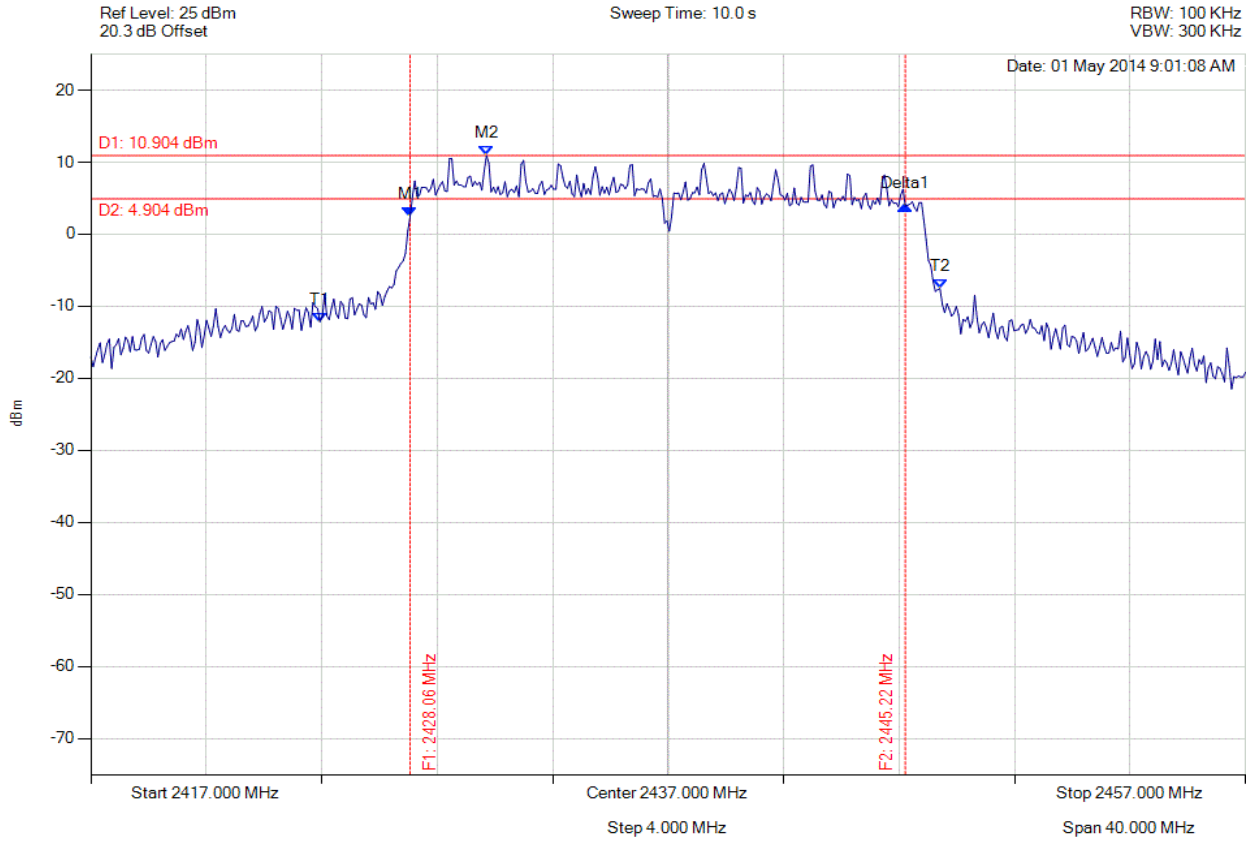

Analyser Setup	Marker : Frequency : Amplitude	Test Results
Detector = MAX PEAK Sweep Count = 0 RF Atten (dB) = 20 Trace Mode = VIEW	M1 : 2428.062 MHz : 2.456 dBm M2 : 2430.707 MHz : 10.904 dBm Delta1 : 17.154 MHz : 1.440 dB T1 : 2424.936 MHz : -12.148 dBm T2 : 2446.419 MHz : -7.546 dBm OBW : 21.483 MHz	Measured 6 dB Bandwidth: 17.154 MHz Limit: ≥500.0 kHz Margin: -16.65 MHz

Back to the Matrix

6 dB & 99% BANDWIDTH

Variant: 802.11n HT-20, Channel: 2437.00 MHz, Chain c, Temp: Ambient, Voltage: 3.3 Vdc

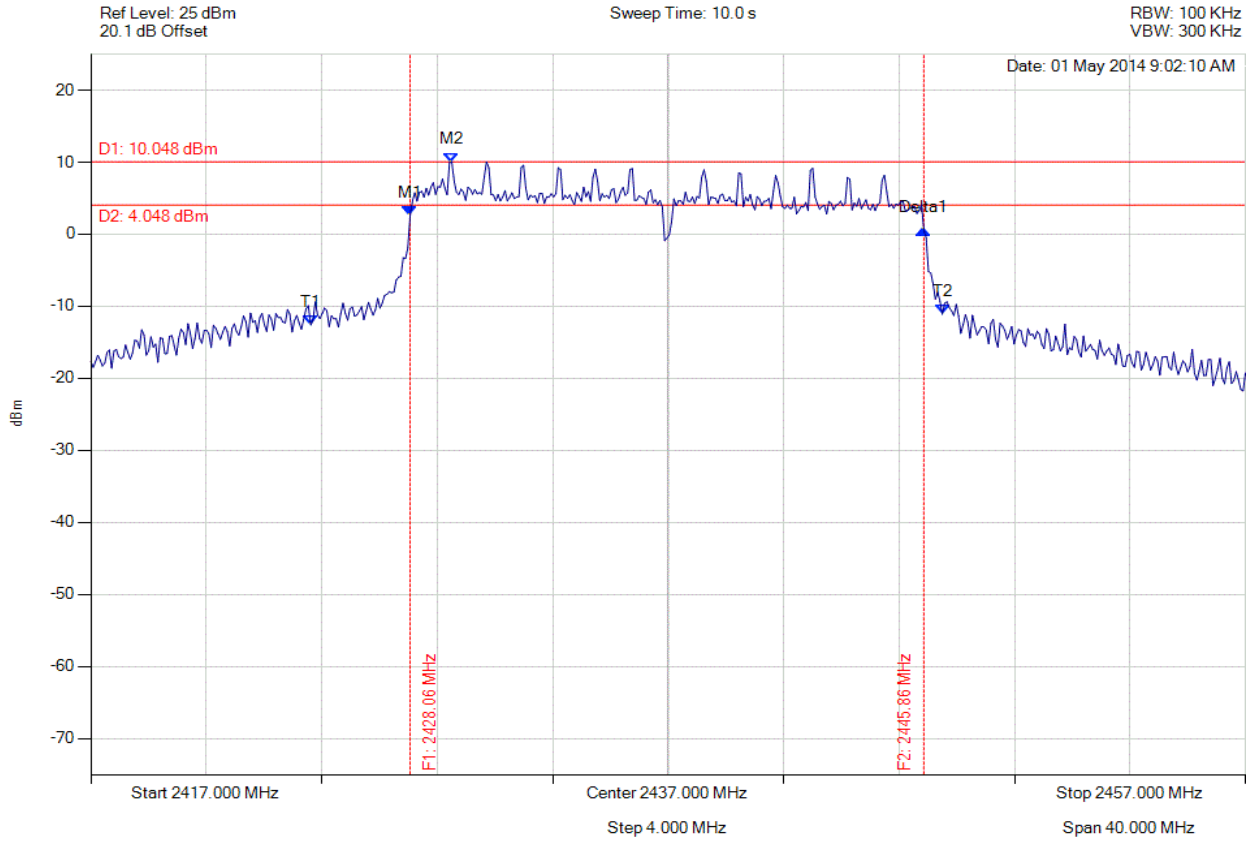

Analyser Setup	Marker : Frequency : Amplitude	Test Results
Detector = MAX PEAK Sweep Count = 0 RF Atten (dB) = 20 Trace Mode = VIEW	M1 : 2428.062 MHz : 2.572 dBm M2 : 2429.505 MHz : 10.048 dBm Delta1 : 17.796 MHz : -1.918 dB T1 : 2424.615 MHz : -12.590 dBm T2 : 2446.499 MHz : -11.103 dBm OBW : 21.884 MHz	Measured 6 dB Bandwidth: 17.796 MHz Limit: ≥500.0 kHz Margin: -17.30 MHz

Back to the Matrix

6 dB & 99% BANDWIDTH

Variant: 802.11n HT-20, Channel: 2462.00 MHz, Chain a, Temp: Ambient, Voltage: 3.3 Vdc

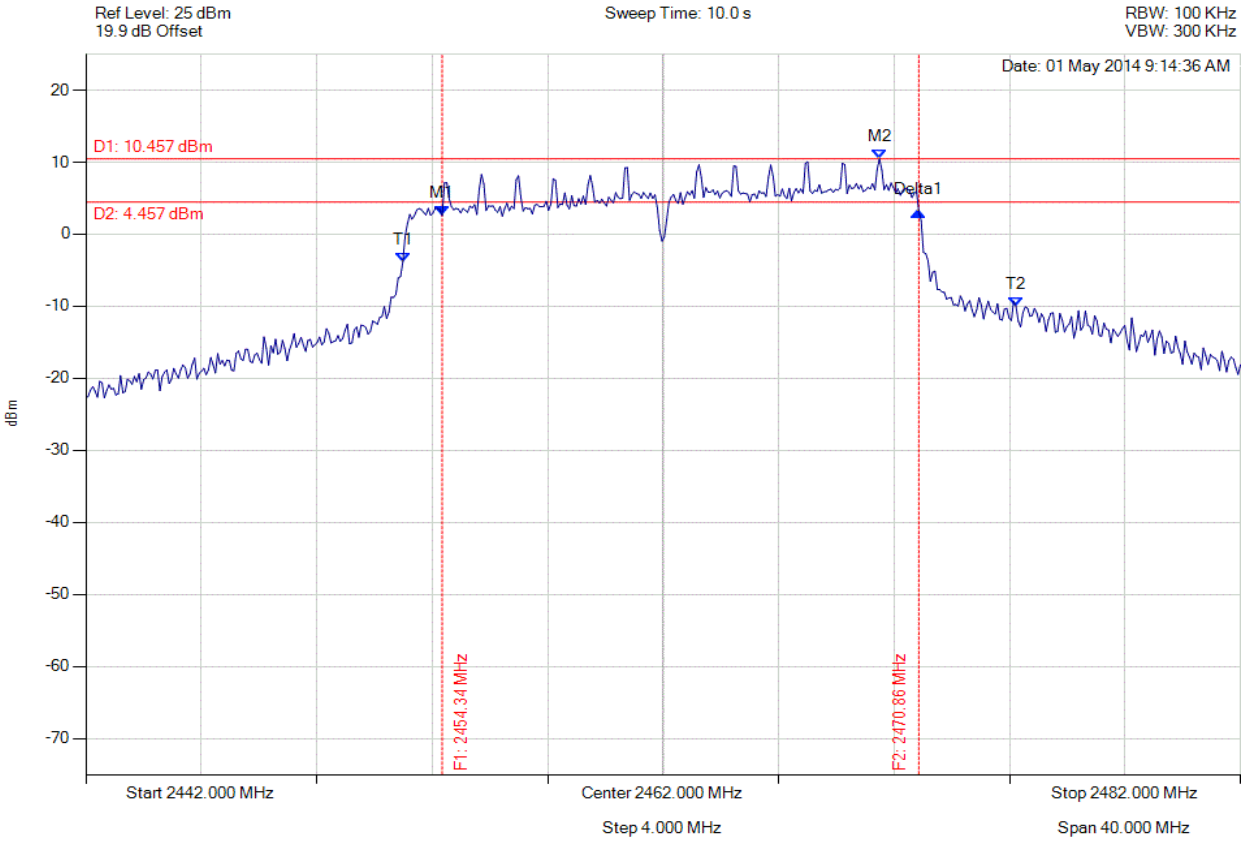

Analyser Setup	Marker : Frequency : Amplitude	Test Results
Detector = MAX PEAK Sweep Count = 0 RF Atten (dB) = 20 Trace Mode = VIEW	M1 : 2454.345 MHz : 2.584 dBm M2 : 2469.495 MHz : 10.457 dBm Delta1 : 16.513 MHz : 0.527 dB T1 : 2452.982 MHz : -3.826 dBm T2 : 2474.224 MHz : -9.995 dBm OBW : 21.242 MHz	Measured 6 dB Bandwidth: 16.513 MHz Limit: ≥500.0 kHz Margin: -16.01 MHz

Back to the Matrix

6 dB & 99% BANDWIDTH

Variant: 802.11n HT-20, Channel: 2462.00 MHz, Chain b, Temp: Ambient, Voltage: 3.3 Vdc

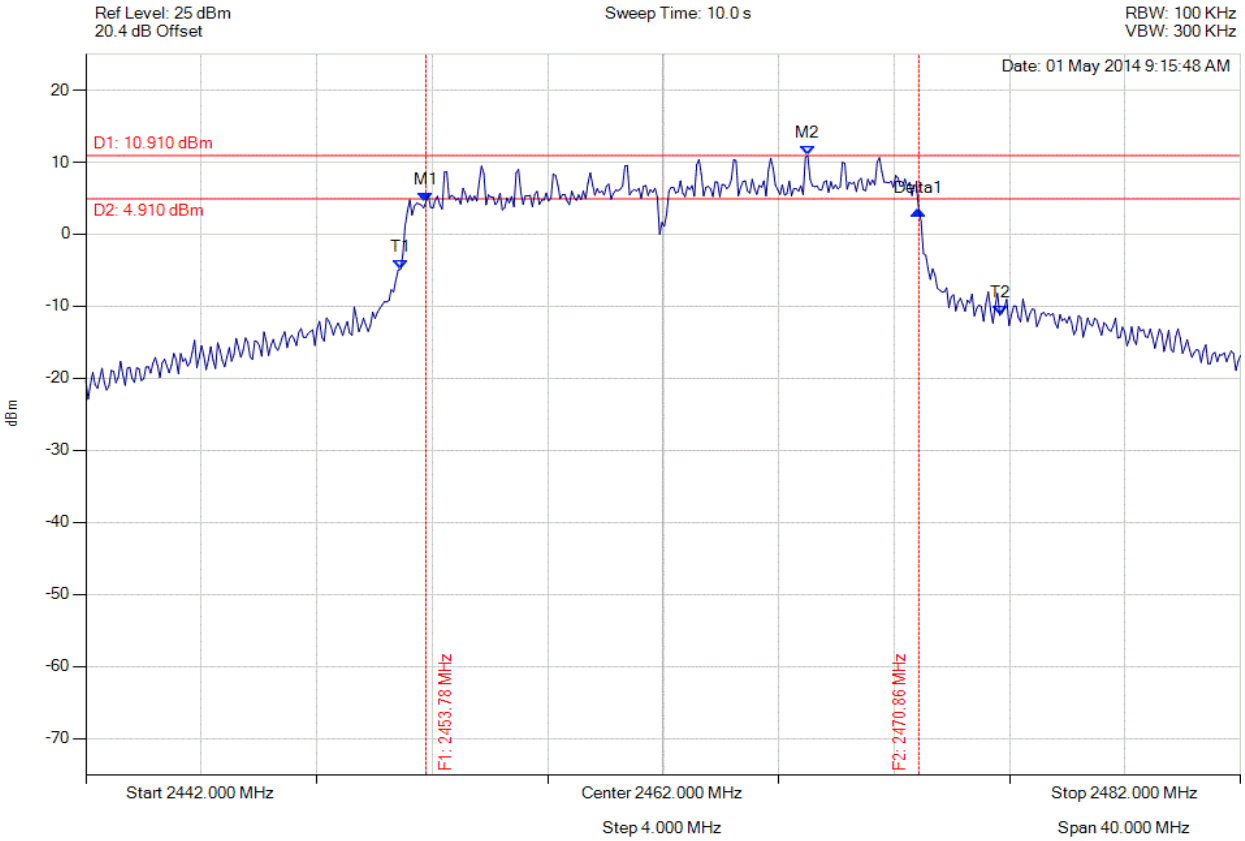

Analyser Setup	Marker : Frequency : Amplitude	Test Results
Detector = MAX PEAK Sweep Count = 0 RF Atten (dB) = 20 Trace Mode = VIEW	M1 : 2453.784 MHz : 4.473 dBm M2 : 2467.010 MHz : 10.910 dBm Delta1 : 17.074 MHz : -1.153 dB T1 : 2452.902 MHz : -4.894 dBm T2 : 2473.663 MHz : -11.270 dBm OBW : 20.762 MHz	Measured 6 dB Bandwidth: 17.074 MHz Limit: ≥500.0 kHz Margin: -16.57 MHz

Back to the Matrix

6 dB & 99% BANDWIDTH

Variant: 802.11n HT-20, Channel: 2462.00 MHz, Chain c, Temp: Ambient, Voltage: 3.3 Vdc

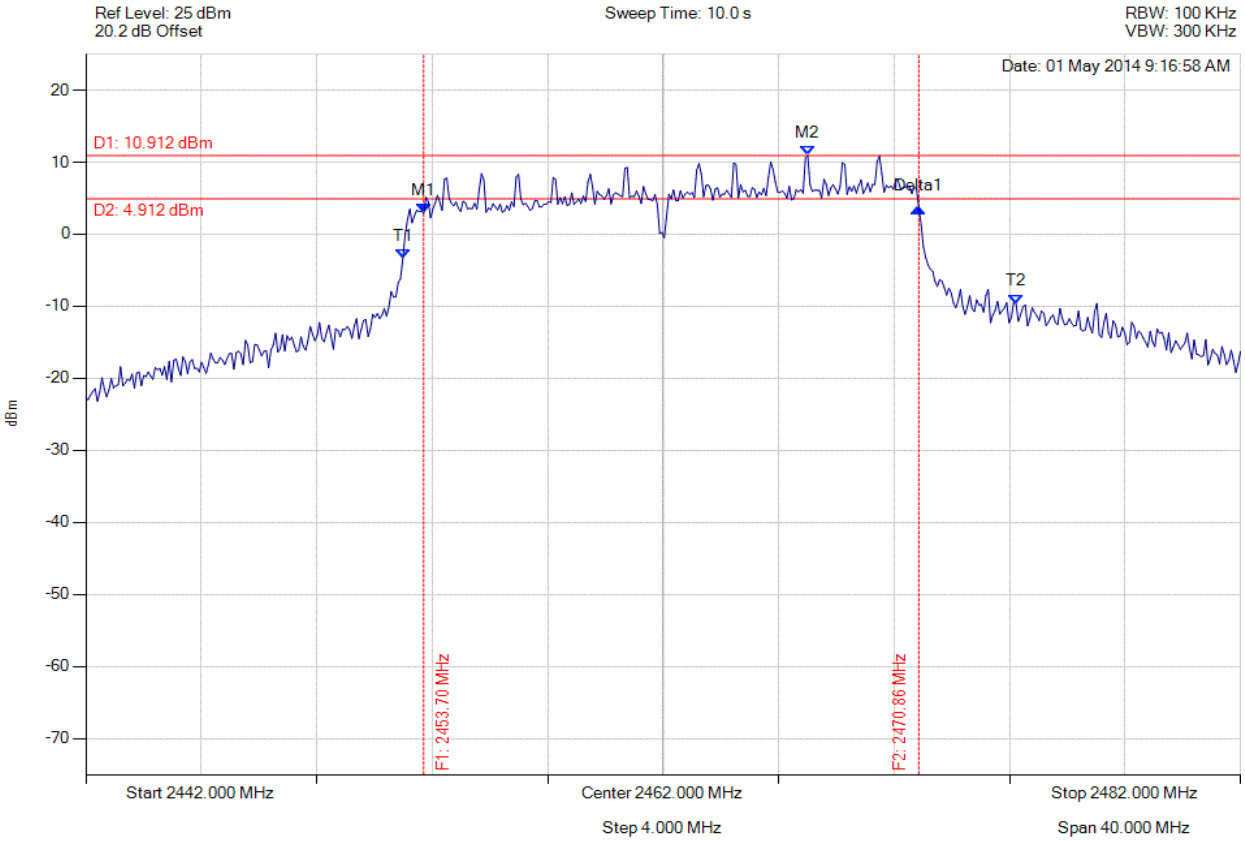

Analyser Setup	Marker : Frequency : Amplitude	Test Results
Detector = MAX PEAK Sweep Count = 0 RF Atten (dB) = 20 Trace Mode = VIEW	M1 : 2453.703 MHz : 2.899 dBm M2 : 2467.010 MHz : 10.912 dBm Delta1 : 17.154 MHz : 0.732 dB T1 : 2452.982 MHz : -3.377 dBm T2 : 2474.224 MHz : -9.622 dBm OBW : 21.242 MHz	Measured 6 dB Bandwidth: 17.154 MHz Limit: ≥500.0 kHz Margin: -16.65 MHz

Back to the Matrix

6 dB & 99% BANDWIDTH

Variant: 802.11n HT-40, Channel: 2422.00 MHz, Chain a, Temp: Ambient, Voltage: 3.3 Vdc

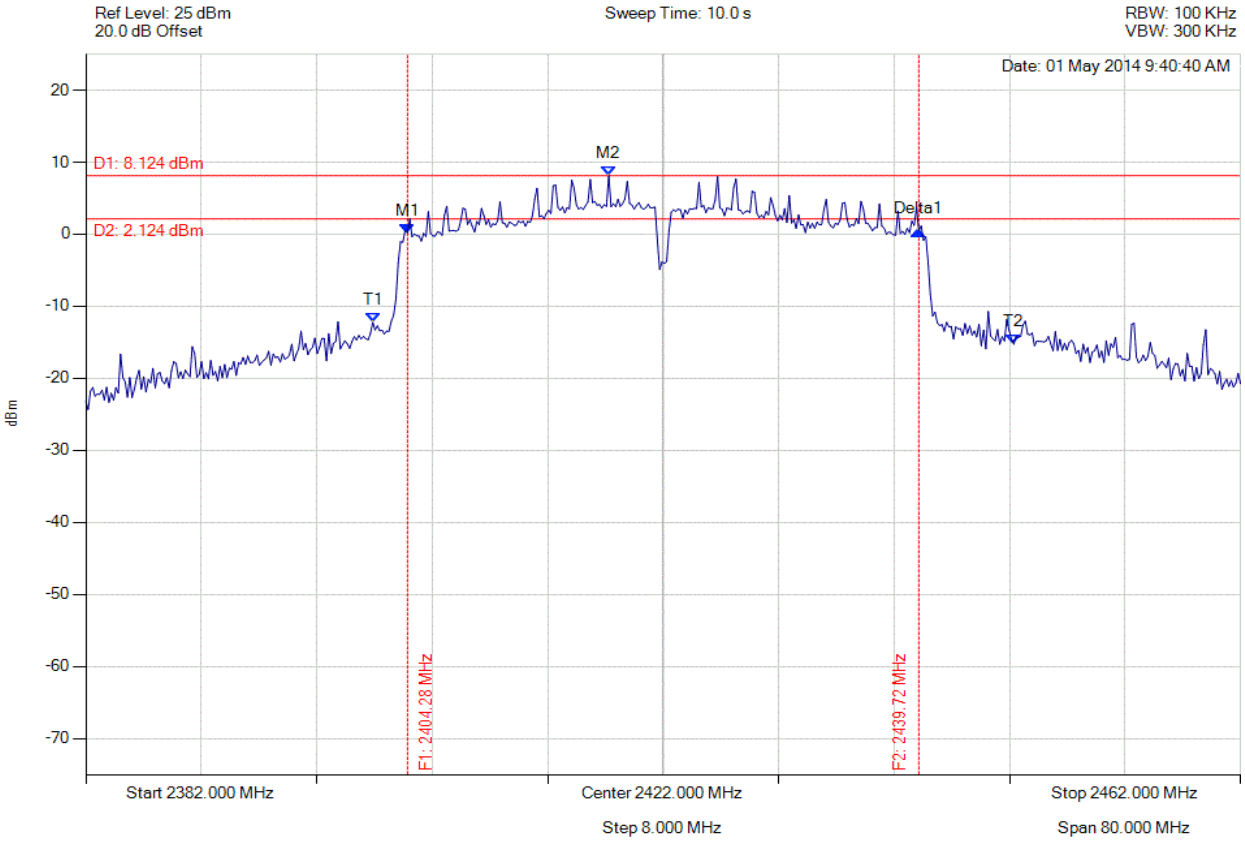

Analyser Setup	Marker : Frequency : Amplitude	Test Results
Detector = MAX PEAK Sweep Count = 0 RF Atten (dB) = 20 Trace Mode = VIEW	M1 : 2404.285 MHz : 0.188 dBm M2 : 2418.232 MHz : 8.124 dBm Delta1 : 35.431 MHz : 0.289 dB T1 : 2401.880 MHz : -12.240 dBm T2 : 2446.289 MHz : -15.268 dBm OBW : 44.409 MHz	Measured 6 dB Bandwidth: 35.431 MHz Limit: ≥500.0 kHz Margin: -34.93 MHz

Back to the Matrix

6 dB & 99% BANDWIDTH

Variant: 802.11n HT-40, Channel: 2422.00 MHz, Chain b, Temp: Ambient, Voltage: 3.3 Vdc

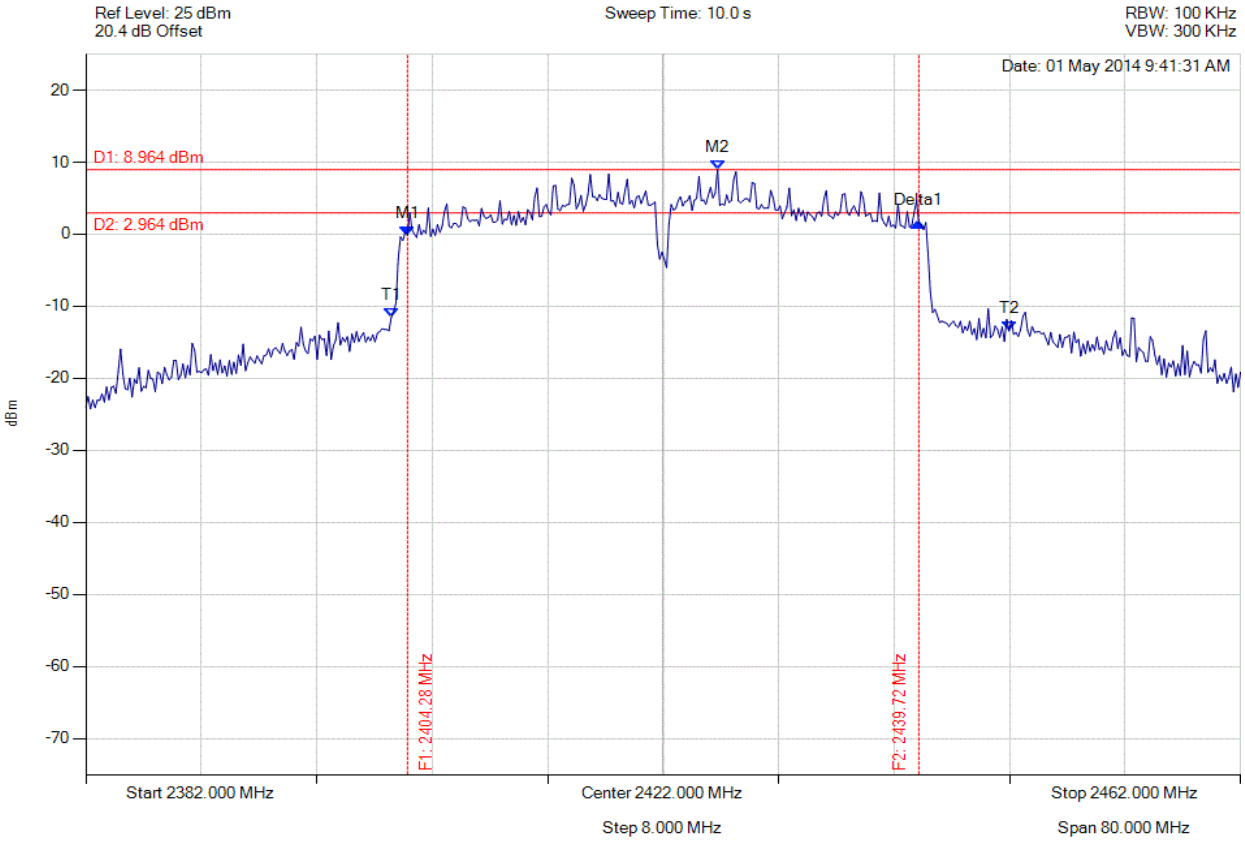

Analyser Setup	Marker : Frequency : Amplitude	Test Results
Detector = MAX PEAK Sweep Count = 0 RF Atten (dB) = 20 Trace Mode = VIEW	M1 : 2404.285 MHz : -0.159 dBm M2 : 2425.768 MHz : 8.964 dBm Delta1 : 35.431 MHz : 1.721 dB T1 : 2403.162 MHz : -11.559 dBm T2 : 2445.968 MHz : -13.440 dBm OBW : 42.806 MHz	Measured 6 dB Bandwidth: 35.431 MHz Limit: ≥500.0 kHz Margin: -34.93 MHz

Back to the Matrix

6 dB & 99% BANDWIDTH

Variant: 802.11n HT-40, Channel: 2422.00 MHz, Chain c, Temp: Ambient, Voltage: 3.3 Vdc

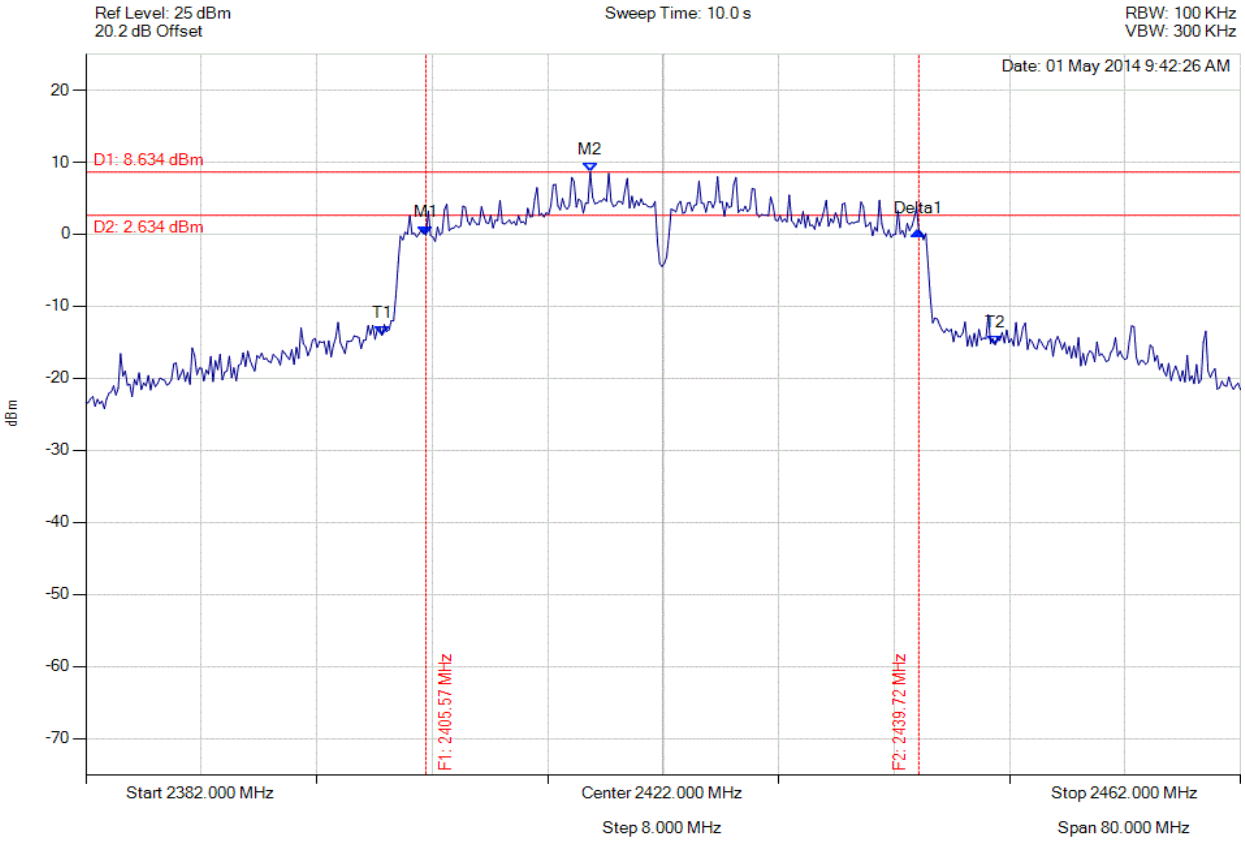

Analyser Setup	Marker : Frequency : Amplitude	Test Results
Detector = MAX PEAK Sweep Count = 0 RF Atten (dB) = 20 Trace Mode = VIEW	M1 : 2405.567 MHz : -0.121 dBm M2 : 2416.950 MHz : 8.634 dBm Delta1 : 34.148 MHz : 0.574 dB T1 : 2402.521 MHz : -14.042 dBm T2 : 2445.006 MHz : -15.350 dBm OBW : 42.485 MHz	Measured 6 dB Bandwidth: 34.148 MHz Limit: ≥500.0 kHz Margin: -33.65 MHz

Back to the Matrix

6 dB & 99% BANDWIDTH

Variant: 802.11n HT-40, Channel: 2437.00 MHz, Chain a, Temp: Ambient, Voltage: 3.3 Vdc

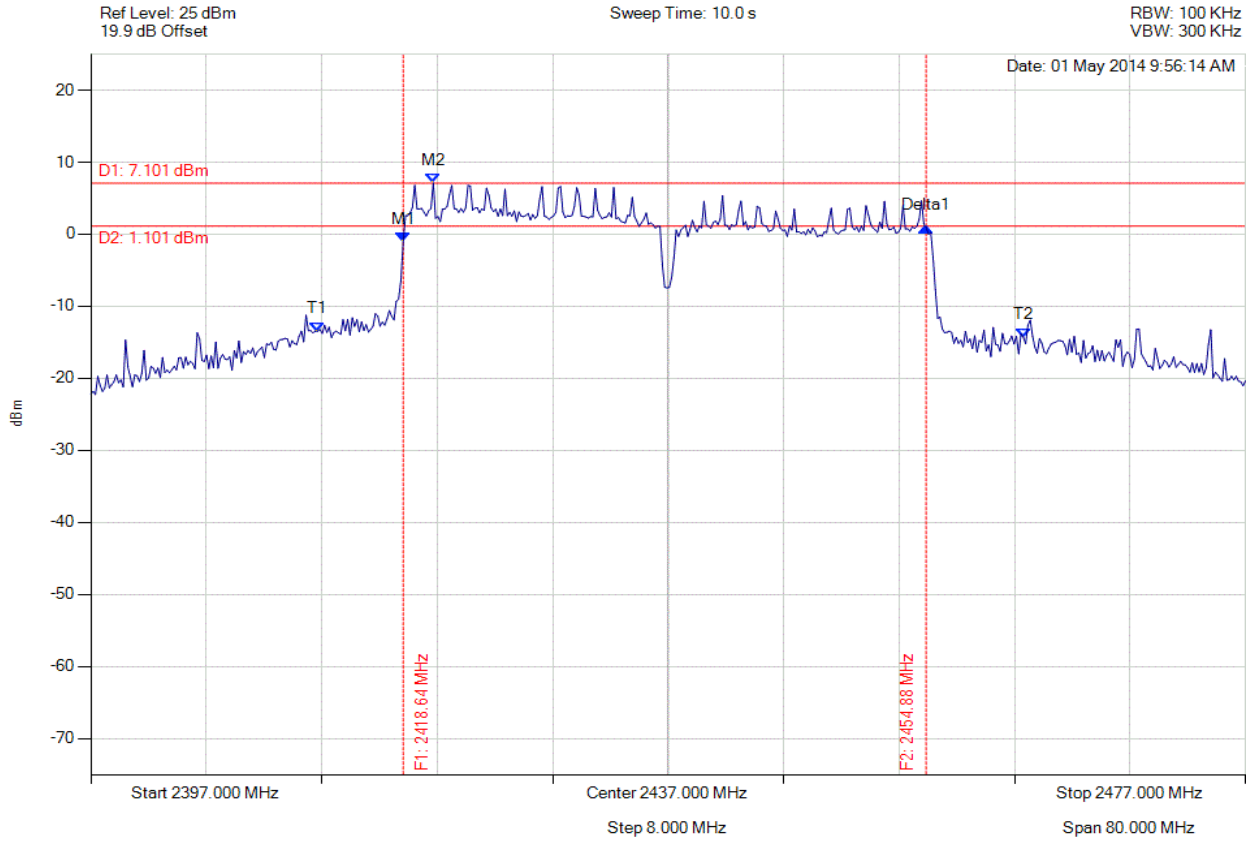

Analyser Setup	Marker : Frequency : Amplitude	Test Results
Detector = MAX PEAK Sweep Count = 0 RF Atten (dB) = 20 Trace Mode = VIEW	M1 : 2418.643 MHz : -1.030 dBm M2 : 2420.727 MHz : 7.101 dBm Delta1 : 36.232 MHz : 1.952 dB T1 : 2412.711 MHz : -13.462 dBm T2 : 2461.609 MHz : -14.296 dBm OBW : 48.898 MHz	Measured 6 dB Bandwidth: 36.232 MHz Limit: ≥500.0 kHz Margin: -35.73 MHz

Back to the Matrix

6 dB & 99% BANDWIDTH

Variant: 802.11n HT-40, Channel: 2437.00 MHz, Chain b, Temp: Ambient, Voltage: 3.3 Vdc

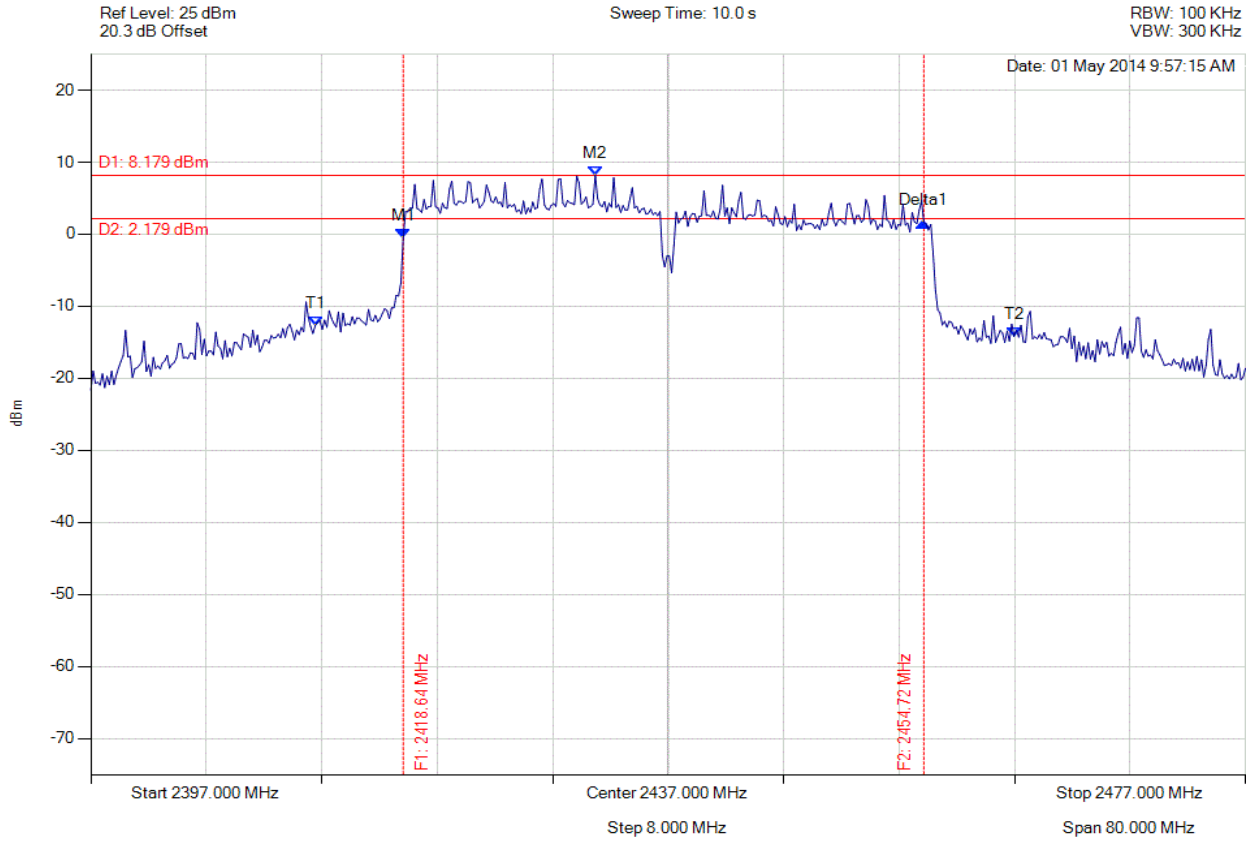

Analyser Setup	Marker : Frequency : Amplitude	Test Results
Detector = MAX PEAK Sweep Count = 0 RF Atten (dB) = 20 Trace Mode = VIEW	M1 : 2418.643 MHz : -0.550 dBm M2 : 2431.950 MHz : 8.179 dBm Delta1 : 36.072 MHz : 2.217 dB T1 : 2412.551 MHz : -12.673 dBm T2 : 2460.968 MHz : -14.184 dBm OBW : 48.417 MHz	Measured 6 dB Bandwidth: 36.072 MHz Limit: ≥500.0 kHz Margin: -35.57 MHz

Back to the Matrix

6 dB & 99% BANDWIDTH

Variant: 802.11n HT-40, Channel: 2437.00 MHz, Chain c, Temp: Ambient, Voltage: 3.3 Vdc

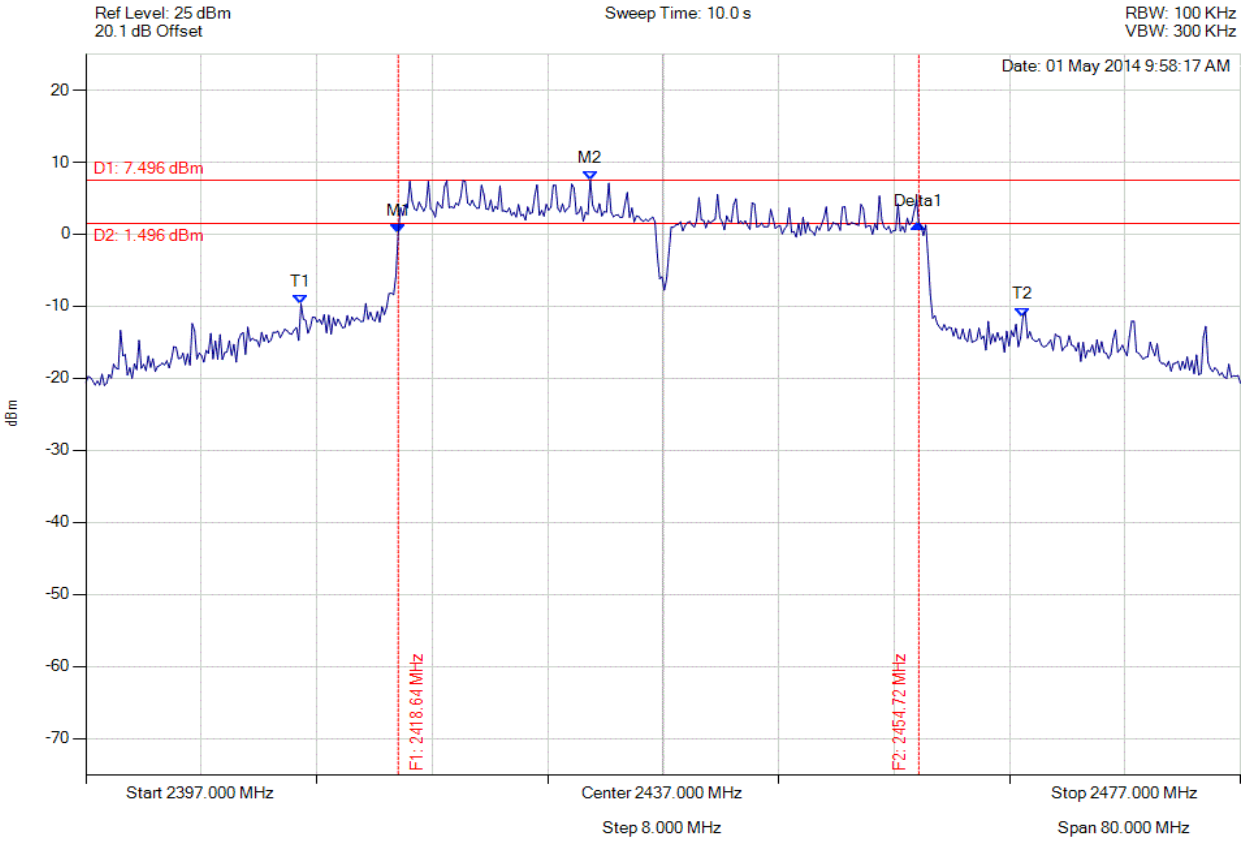

Analyser Setup	Marker : Frequency : Amplitude	Test Results
Detector = MAX PEAK Sweep Count = 0 RF Atten (dB) = 20 Trace Mode = VIEW	M1 : 2418.643 MHz : 0.070 dBm M2 : 2431.950 MHz : 7.496 dBm Delta1 : 36.072 MHz : 1.397 dB T1 : 2411.910 MHz : -9.671 dBm T2 : 2461.930 MHz : -11.453 dBm OBW : 50.020 MHz	Measured 6 dB Bandwidth: 36.072 MHz Limit: ≥500.0 kHz Margin: -35.57 MHz

Back to the Matrix

6 dB & 99% BANDWIDTH

Variant: 802.11n HT-40, Channel: 2452.00 MHz, Chain a, Temp: Ambient, Voltage: 3.3 Vdc

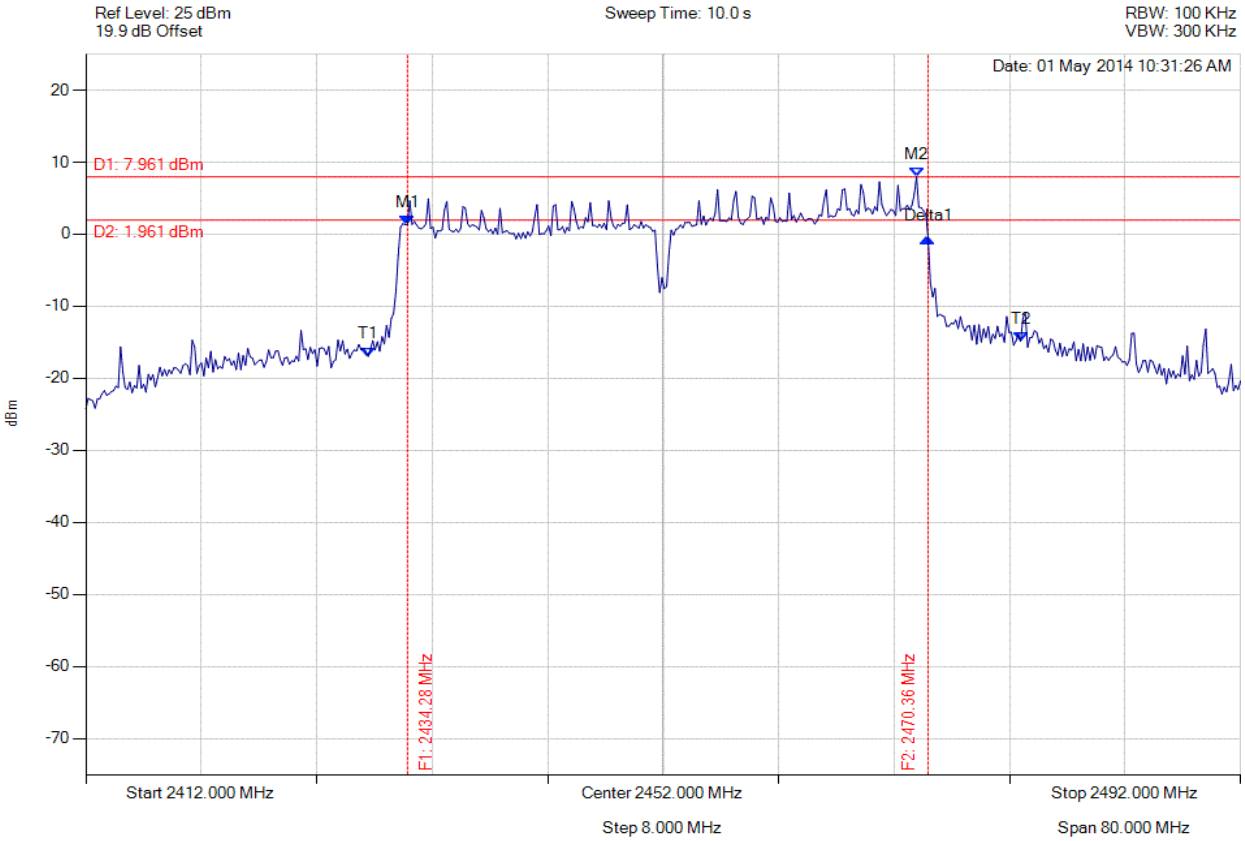

Analyser Setup	Marker : Frequency : Amplitude	Test Results
Detector = MAX PEAK Sweep Count = 0 RF Atten (dB) = 20 Trace Mode = VIEW	M1 : 2434.285 MHz : 1.313 dBm M2 : 2469.555 MHz : 7.961 dBm Delta1 : 36.072 MHz : -1.790 dB T1 : 2431.559 MHz : -16.958 dBm T2 : 2476.770 MHz : -14.874 dBm OBW : 45.210 MHz	Measured 6 dB Bandwidth: 36.072 MHz Limit: ≥500.0 kHz Margin: -35.57 MHz

Back to the Matrix

6 dB & 99% BANDWIDTH

Variant: 802.11n HT-40, Channel: 2452.00 MHz, Chain b, Temp: Ambient, Voltage: 3.3 Vdc

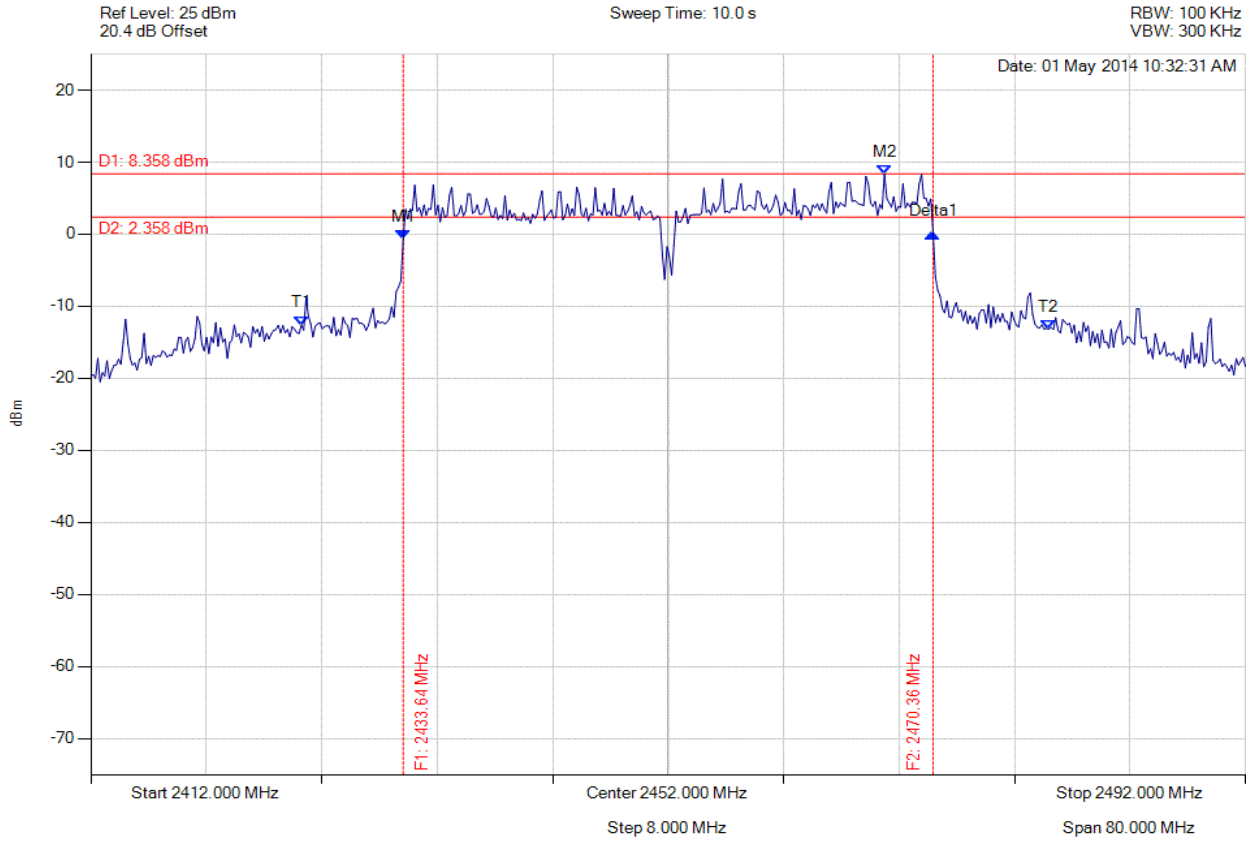

Analyser Setup	Marker : Frequency : Amplitude	Test Results
Detector = MAX PEAK Sweep Count = 0 RF Atten (dB) = 20 Trace Mode = VIEW	M1 : 2433.643 MHz : -0.731 dBm M2 : 2466.990 MHz : 8.358 dBm Delta1 : 36.713 MHz : 0.901 dB T1 : 2426.589 MHz : -12.620 dBm T2 : 2478.373 MHz : -13.208 dBm OBW : 51.784 MHz	Measured 6 dB Bandwidth: 36.713 MHz Limit: ≥500.0 kHz Margin: -36.21 MHz

Back to the Matrix

6 dB & 99% BANDWIDTH

Variant: 802.11n HT-40, Channel: 2452.00 MHz, Chain c, Temp: Ambient, Voltage: 3.3 Vdc

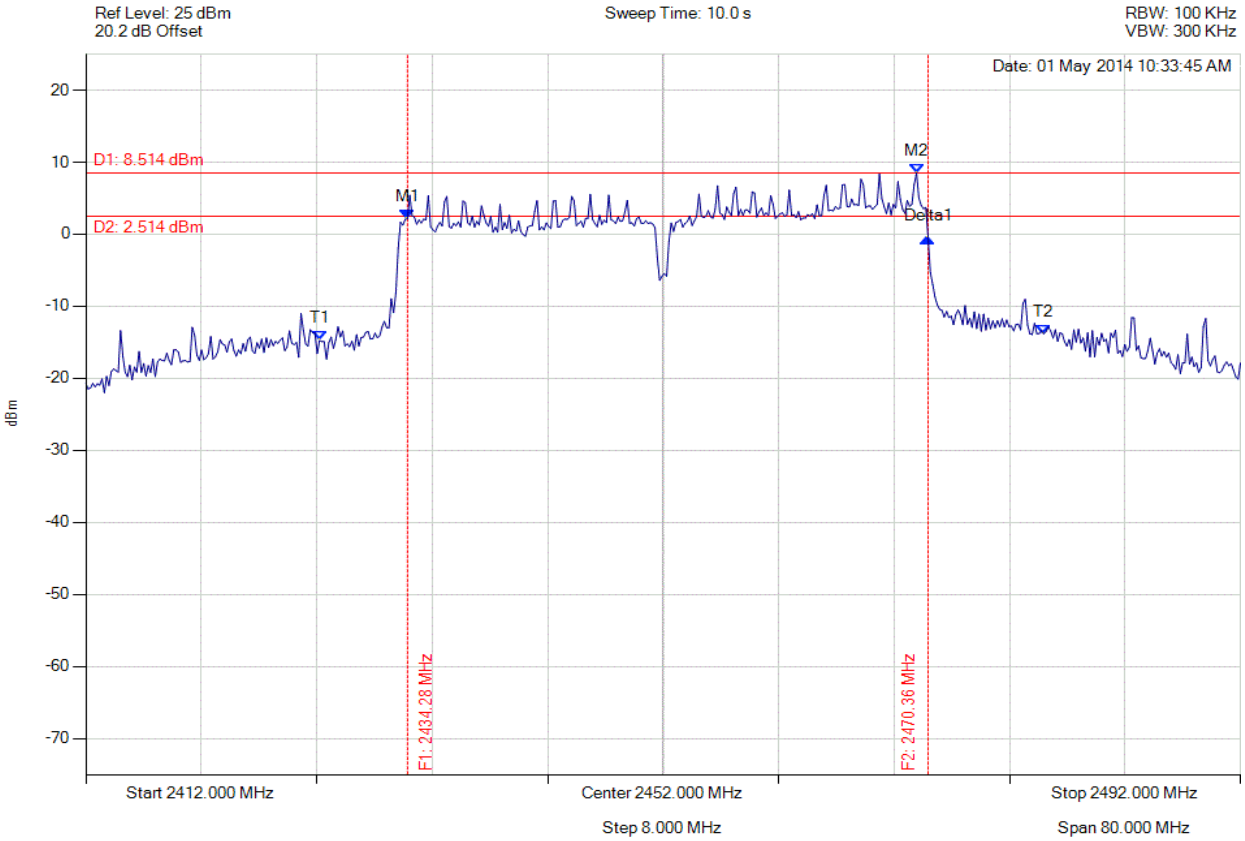

Analyser Setup	Marker : Frequency : Amplitude	Test Results
Detector = MAX PEAK Sweep Count = 0 RF Atten (dB) = 20 Trace Mode = VIEW	M1 : 2434.285 MHz : 2.159 dBm M2 : 2469.555 MHz : 8.514 dBm Delta1 : 36.072 MHz : -2.624 dB T1 : 2428.192 MHz : -14.764 dBm T2 : 2478.373 MHz : -13.822 dBm OBW : 50.180 MHz	Measured 6 dB Bandwidth: 36.072 MHz Limit: ≥500.0 kHz Margin: -35.57 MHz

Back to the Matrix

6 dB & 99% BANDWIDTH

Variant: 802.11a, Channel: 5745.00 MHz, Chain a, Temp: Ambient, Voltage: 3.3 Vdc

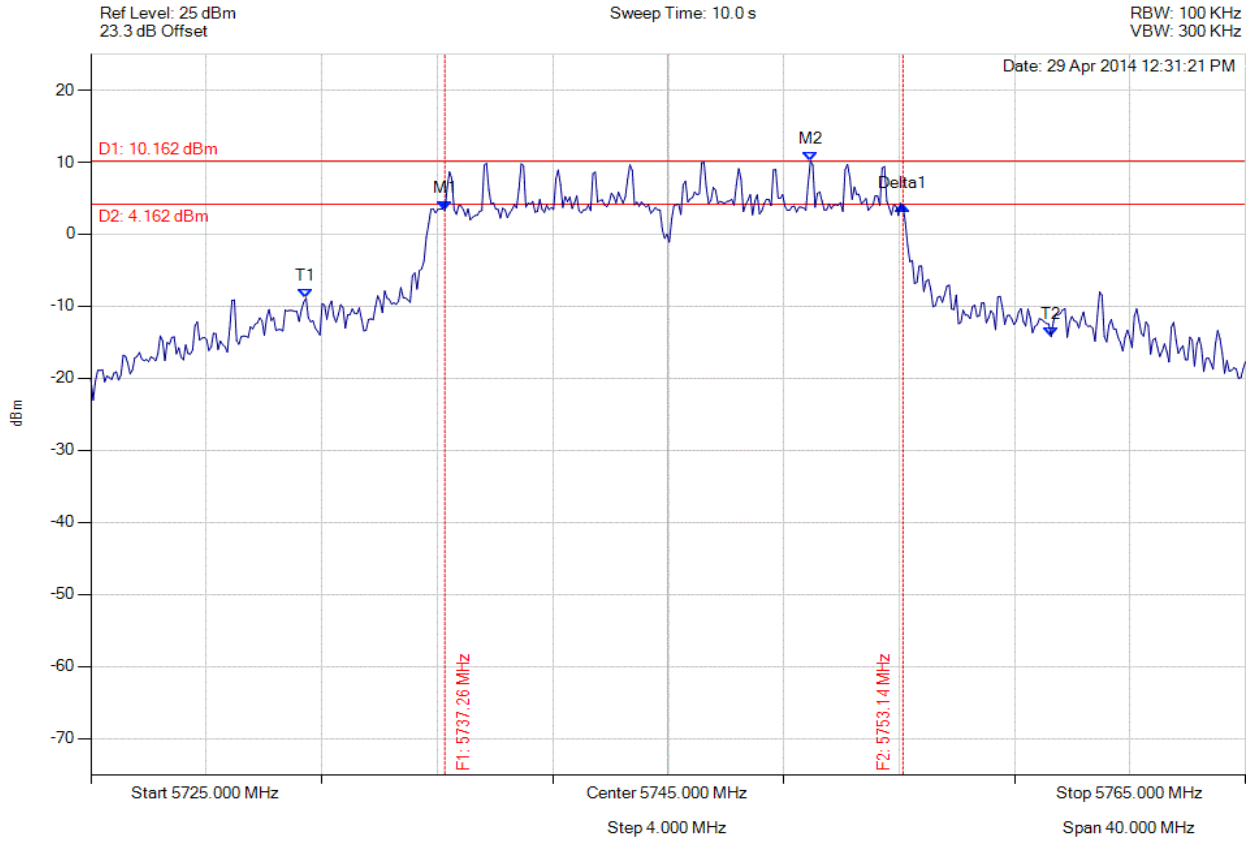

Analyser Setup	Marker : Frequency : Amplitude	Test Results
Detector = MAX PEAK Sweep Count = 0 RF Atten (dB) = 20 Trace Mode = VIEW	M1 : 5737.265 MHz : 3.318 dBm M2 : 5749.930 MHz : 10.162 dBm Delta1 : 15.872 MHz : 0.616 dB T1 : 5732.455 MHz : -8.880 dBm T2 : 5758.267 MHz : -14.237 dBm OBW : 25.812 MHz	Measured 6 dB Bandwidth: 15.872 MHz Limit: ≥500.0 kHz Margin: -15.37 MHz

Back to the Matrix

6 dB & 99% BANDWIDTH

Variant: 802.11a, Channel: 5745.00 MHz, Chain b, Temp: Ambient, Voltage: 3.3 Vdc

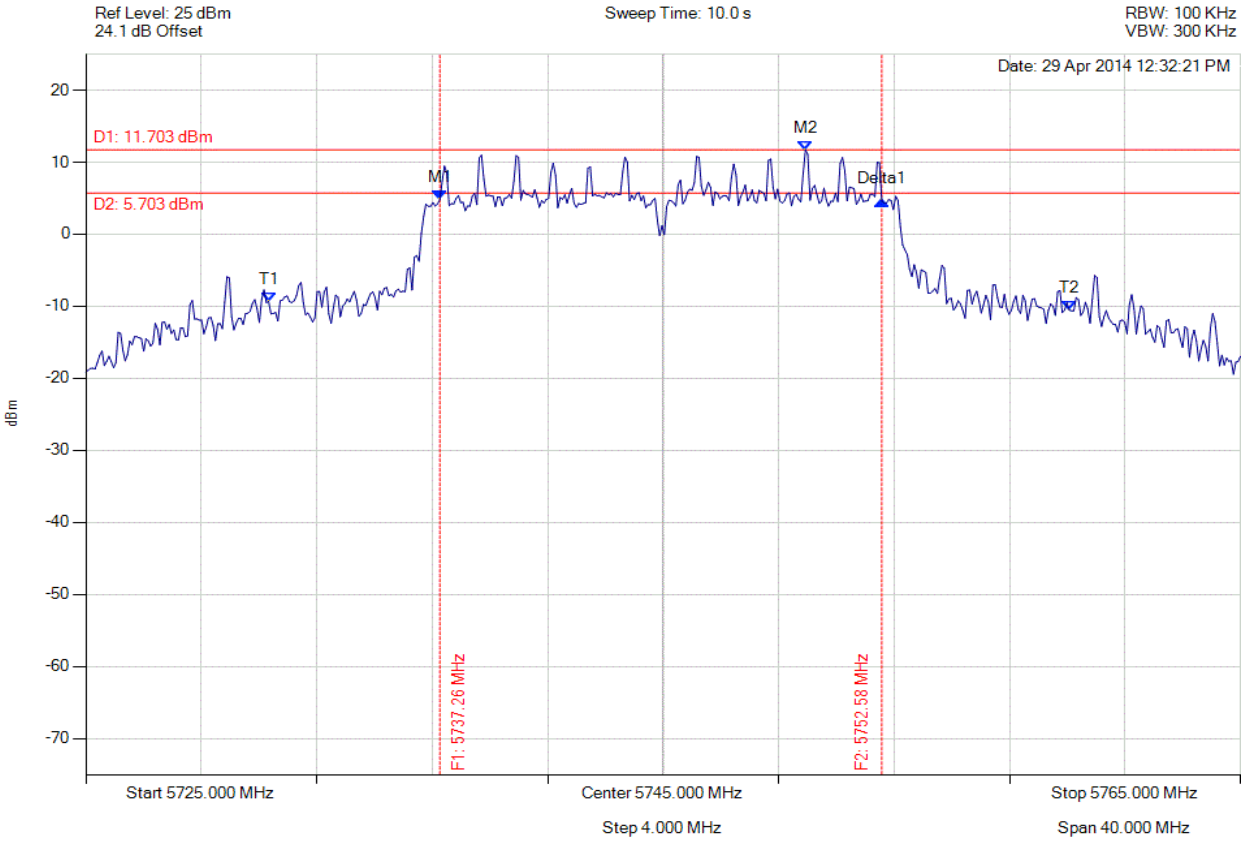

Analyser Setup	Marker : Frequency : Amplitude	Test Results
Detector = MAX PEAK Sweep Count = 0 RF Atten (dB) = 20 Trace Mode = VIEW	M1 : 5737.265 MHz : 4.827 dBm M2 : 5749.930 MHz : 11.703 dBm Delta1 : 15.311 MHz : -0.248 dB T1 : 5731.333 MHz : -9.344 dBm T2 : 5759.068 MHz : -10.554 dBm OBW : 27.735 MHz	Measured 6 dB Bandwidth: 15.311 MHz Limit: ≥500.0 kHz Margin: -14.81 MHz

Back to the Matrix

6 dB & 99% BANDWIDTH

Variant: 802.11a, Channel: 5745.00 MHz, Chain c, Temp: Ambient, Voltage: 3.3 Vdc

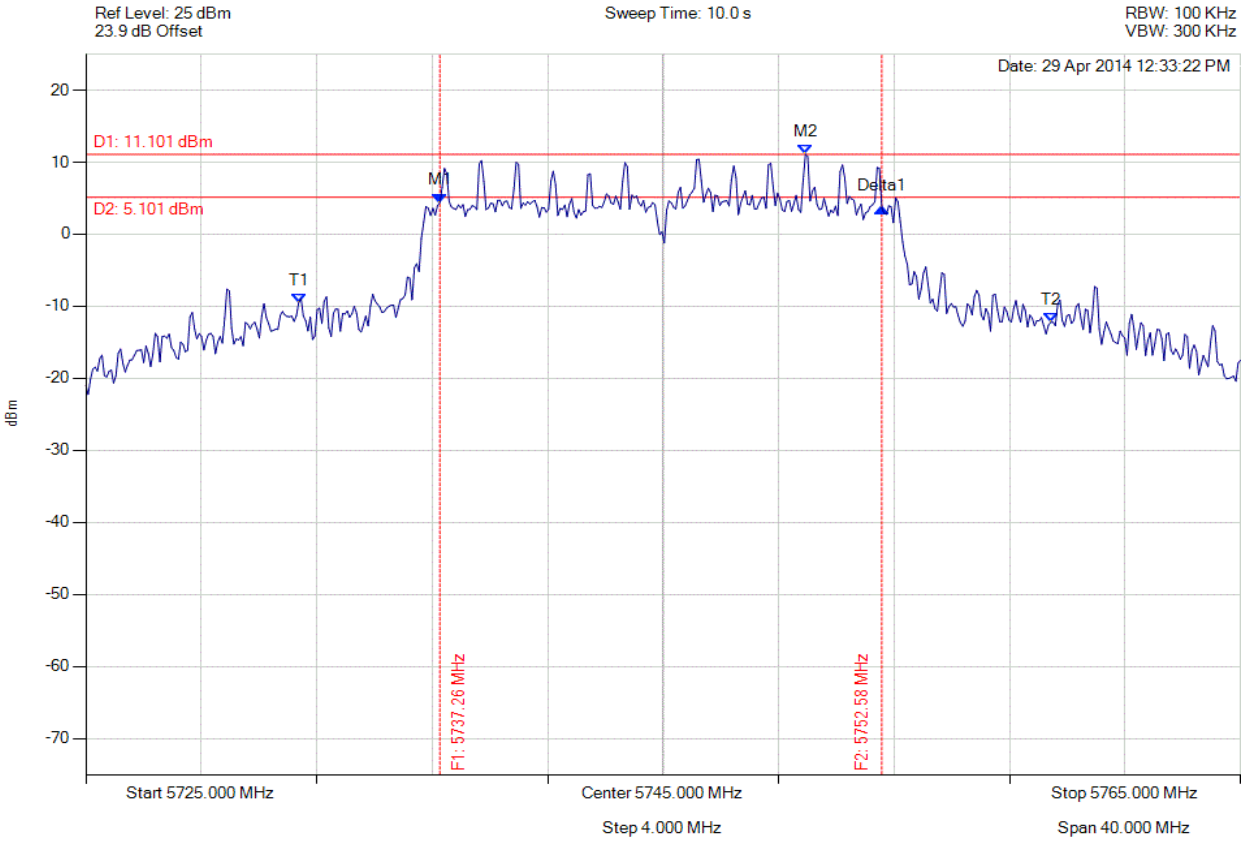

Analyser Setup	Marker : Frequency : Amplitude	Test Results
Detector = MAX PEAK Sweep Count = 0 RF Atten (dB) = 20 Trace Mode = VIEW	M1 : 5737.265 MHz : 4.390 dBm M2 : 5749.930 MHz : 11.101 dBm Delta1 : 15.311 MHz : -0.742 dB T1 : 5732.375 MHz : -9.478 dBm T2 : 5758.427 MHz : -12.213 dBm OBW : 26.052 MHz	Measured 6 dB Bandwidth: 15.311 MHz Limit: ≥500.0 kHz Margin: -14.81 MHz

Back to the Matrix

6 dB & 99% BANDWIDTH

Variant: 802.11a, Channel: 5785.00 MHz, Chain a, Temp: Ambient, Voltage: 3.3 Vdc

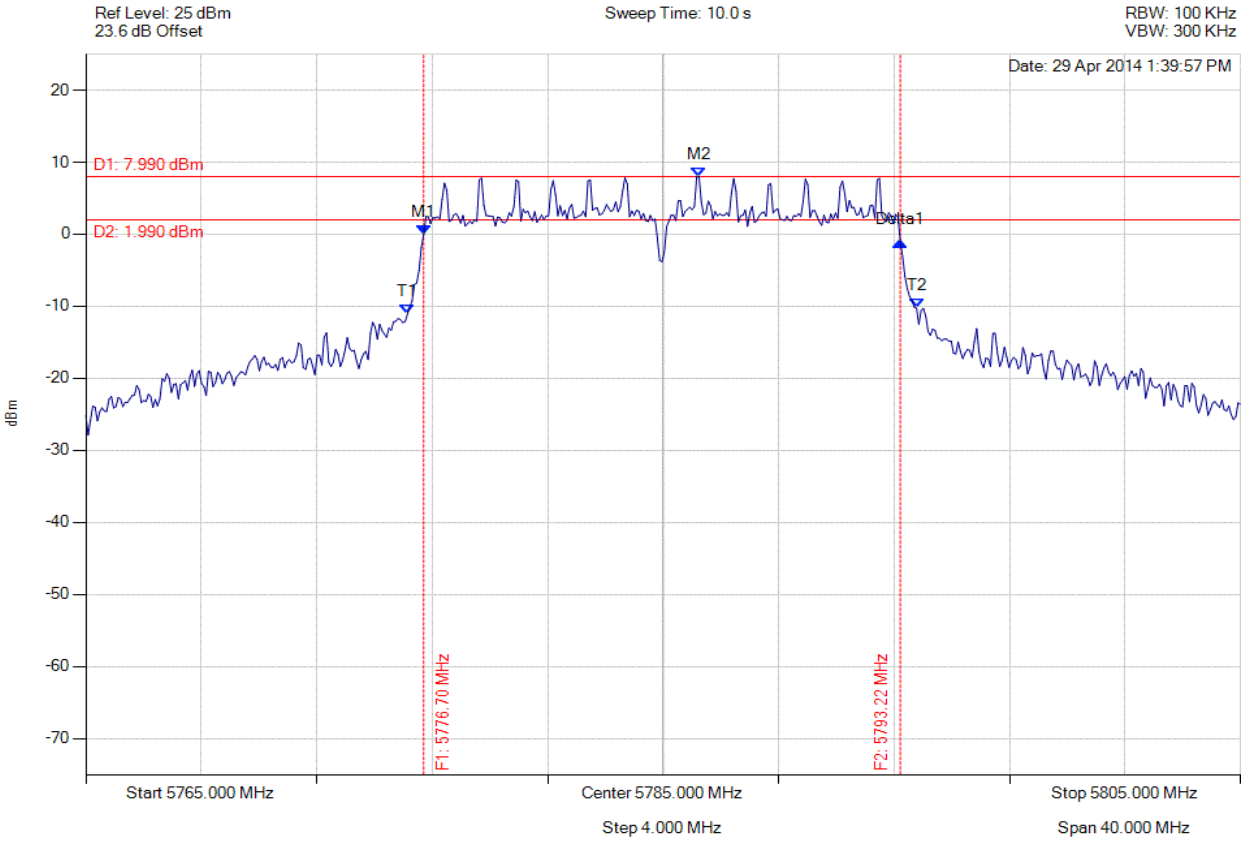

Analyser Setup	Marker : Frequency : Amplitude	Test Results
Detector = MAX PEAK Sweep Count = 0 RF Atten (dB) = 20 Trace Mode = VIEW	M1 : 5776.703 MHz : -0.011 dBm M2 : 5786.242 MHz : 7.990 dBm Delta1 : 16.513 MHz : -1.007 dB T1 : 5776.142 MHz : -11.099 dBm T2 : 5793.778 MHz : -10.257 dBm OBW : 17.635 MHz	Measured 6 dB Bandwidth: 16.513 MHz Limit: ≥500.0 kHz Margin: -16.01 MHz

Back to the Matrix

6 dB & 99% BANDWIDTH

Variant: 802.11a, Channel: 5785.00 MHz, Chain b, Temp: Ambient, Voltage: 3.3 Vdc

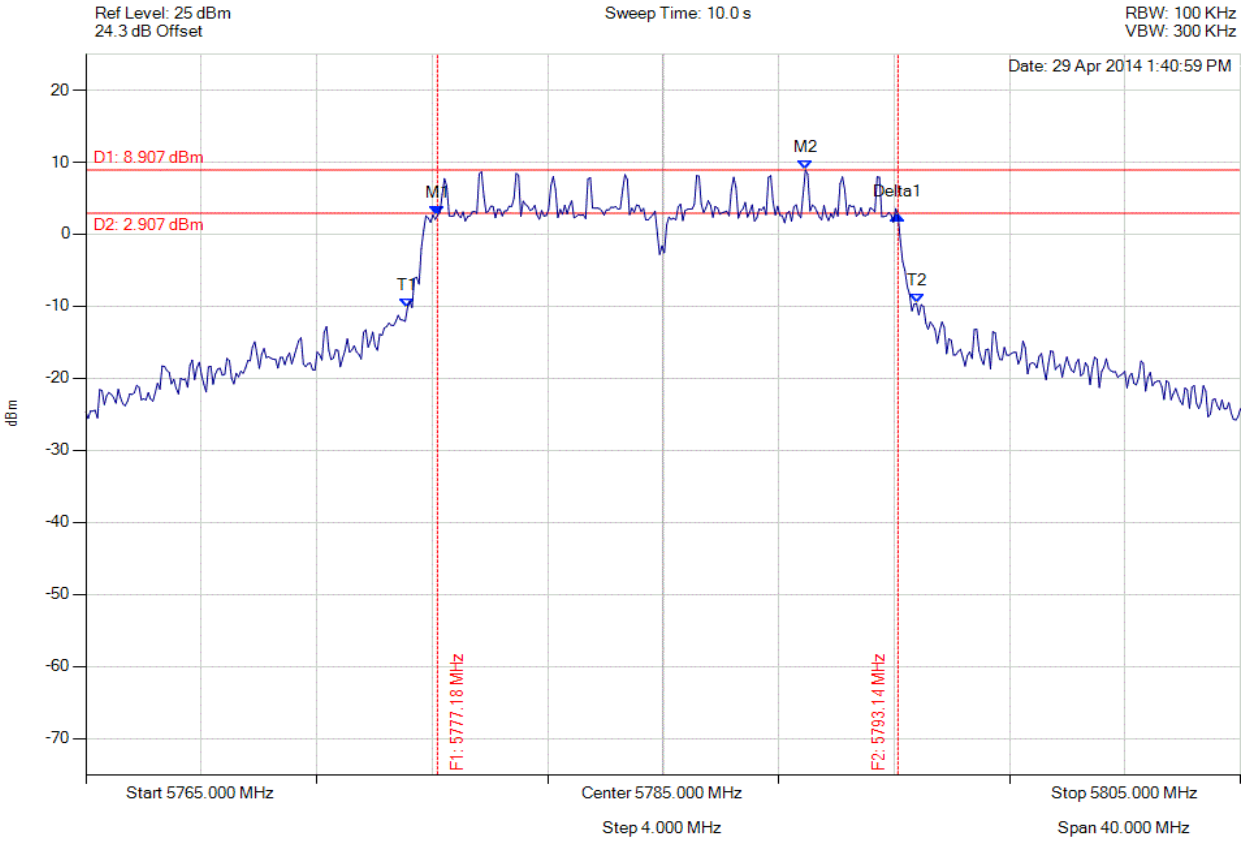

Analyser Setup	Marker : Frequency : Amplitude	Test Results
Detector = MAX PEAK Sweep Count = 0 RF Atten (dB) = 20 Trace Mode = VIEW	M1 : 5777.184 MHz : 2.592 dBm M2 : 5789.930 MHz : 8.907 dBm Delta1 : 15.952 MHz : 0.122 dB T1 : 5776.142 MHz : -10.192 dBm T2 : 5793.778 MHz : -9.612 dBm OBW : 17.635 MHz	Measured 6 dB Bandwidth: 15.952 MHz Limit: ≥500.0 kHz Margin: -15.45 MHz

Back to the Matrix

6 dB & 99% BANDWIDTH

Variant: 802.11a, Channel: 5785.00 MHz, Chain c, Temp: Ambient, Voltage: 3.3 Vdc

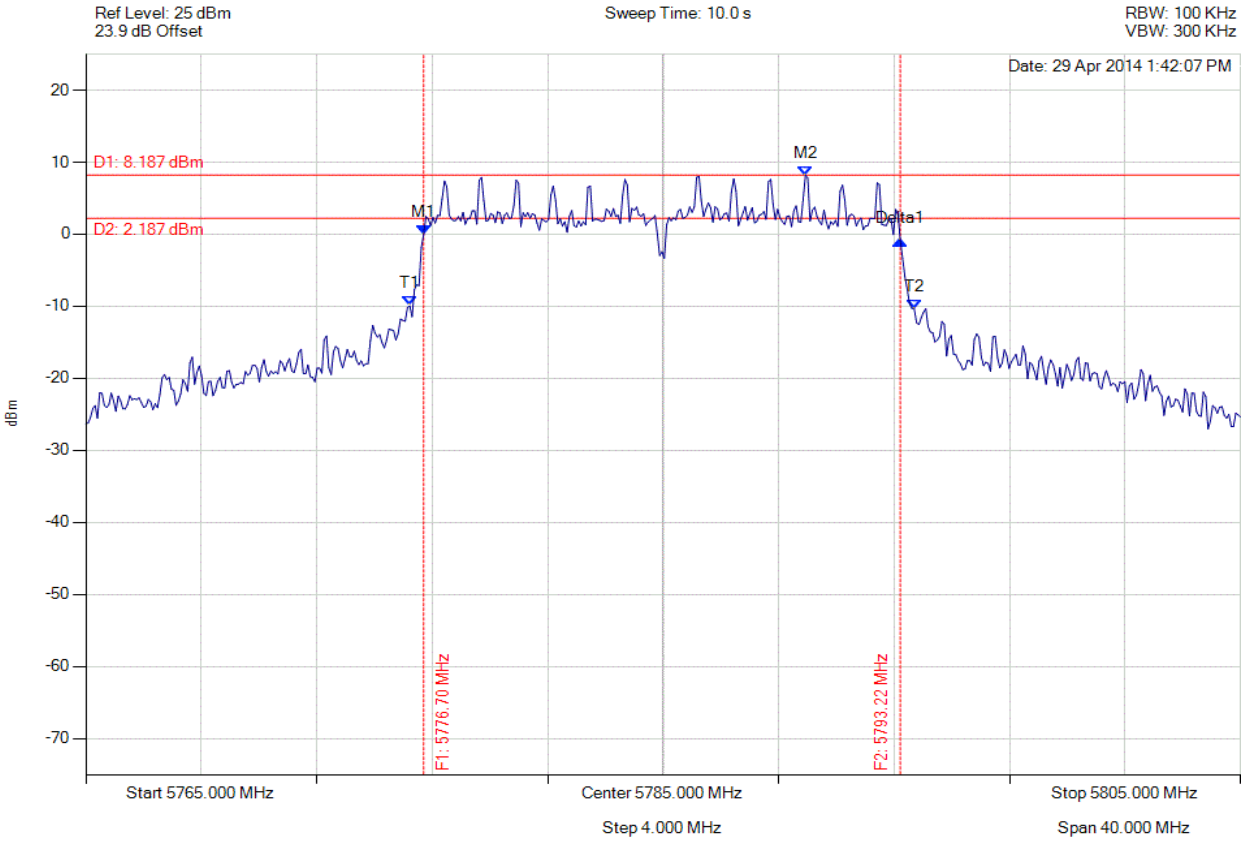

Analyser Setup	Marker : Frequency : Amplitude	Test Results
Detector = MAX PEAK Sweep Count = 0 RF Atten (dB) = 20 Trace Mode = VIEW	M1 : 5776.703 MHz : 0.015 dBm M2 : 5789.930 MHz : 8.187 dBm Delta1 : 16.513 MHz : -0.942 dB T1 : 5776.222 MHz : -9.946 dBm T2 : 5793.697 MHz : -10.320 dBm OBW : 17.475 MHz	Measured 6 dB Bandwidth: 16.513 MHz Limit: ≥500.0 kHz Margin: -16.01 MHz

Back to the Matrix

6 dB & 99% BANDWIDTH

Variant: 802.11a, Channel: 5825.00 MHz, Chain a, Temp: Ambient, Voltage: 3.3 Vdc

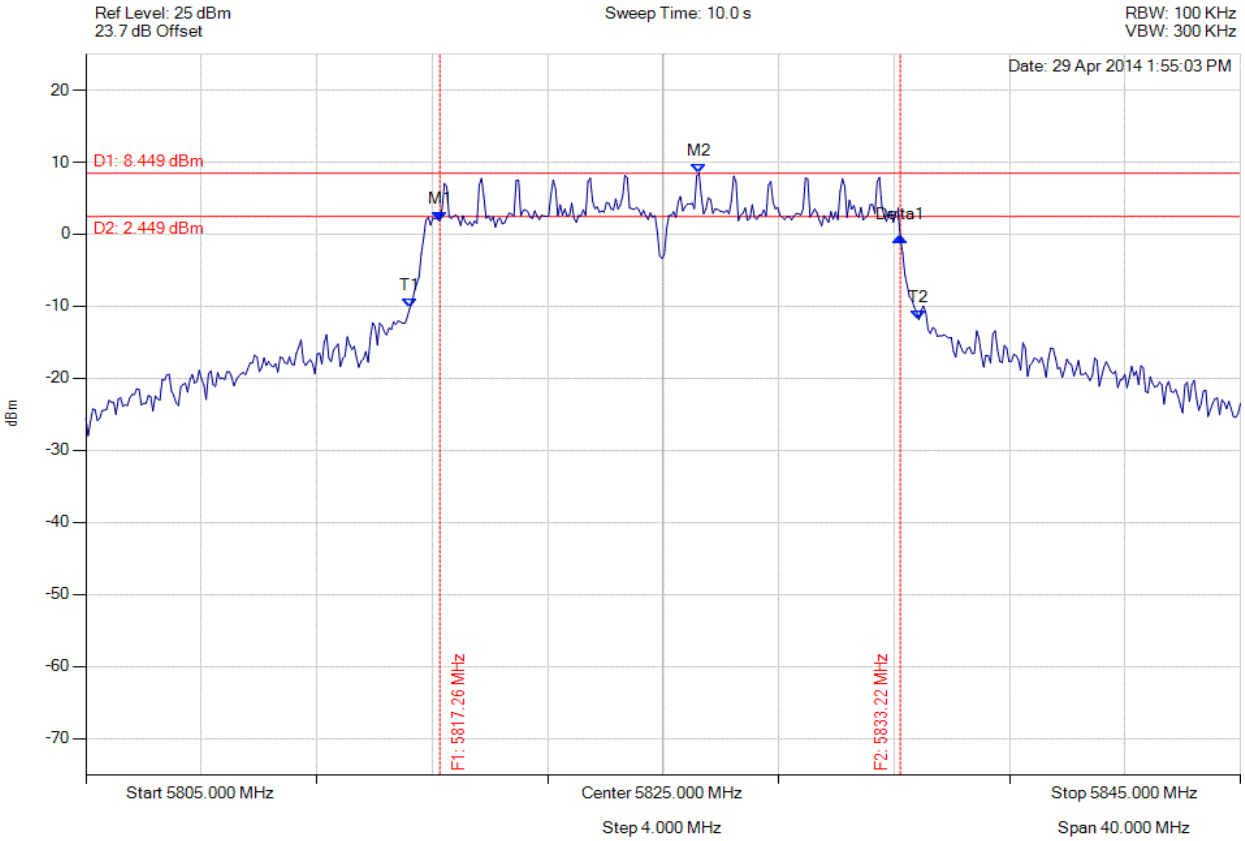

Analyser Setup	Marker : Frequency : Amplitude	Test Results
Detector = MAX PEAK Sweep Count = 0 RF Atten (dB) = 20 Trace Mode = VIEW	M1 : 5817.265 MHz : 1.828 dBm M2 : 5826.242 MHz : 8.449 dBm Delta1 : 15.952 MHz : -2.270 dB T1 : 5816.222 MHz : -10.265 dBm T2 : 5833.858 MHz : -11.882 dBm OBW : 17.635 MHz	Measured 6 dB Bandwidth: 15.952 MHz Limit: ≥500.0 kHz Margin: -15.45 MHz

Back to the Matrix

6 dB & 99% BANDWIDTH

Variant: 802.11a, Channel: 5825.00 MHz, Chain b, Temp: Ambient, Voltage: 3.3 Vdc

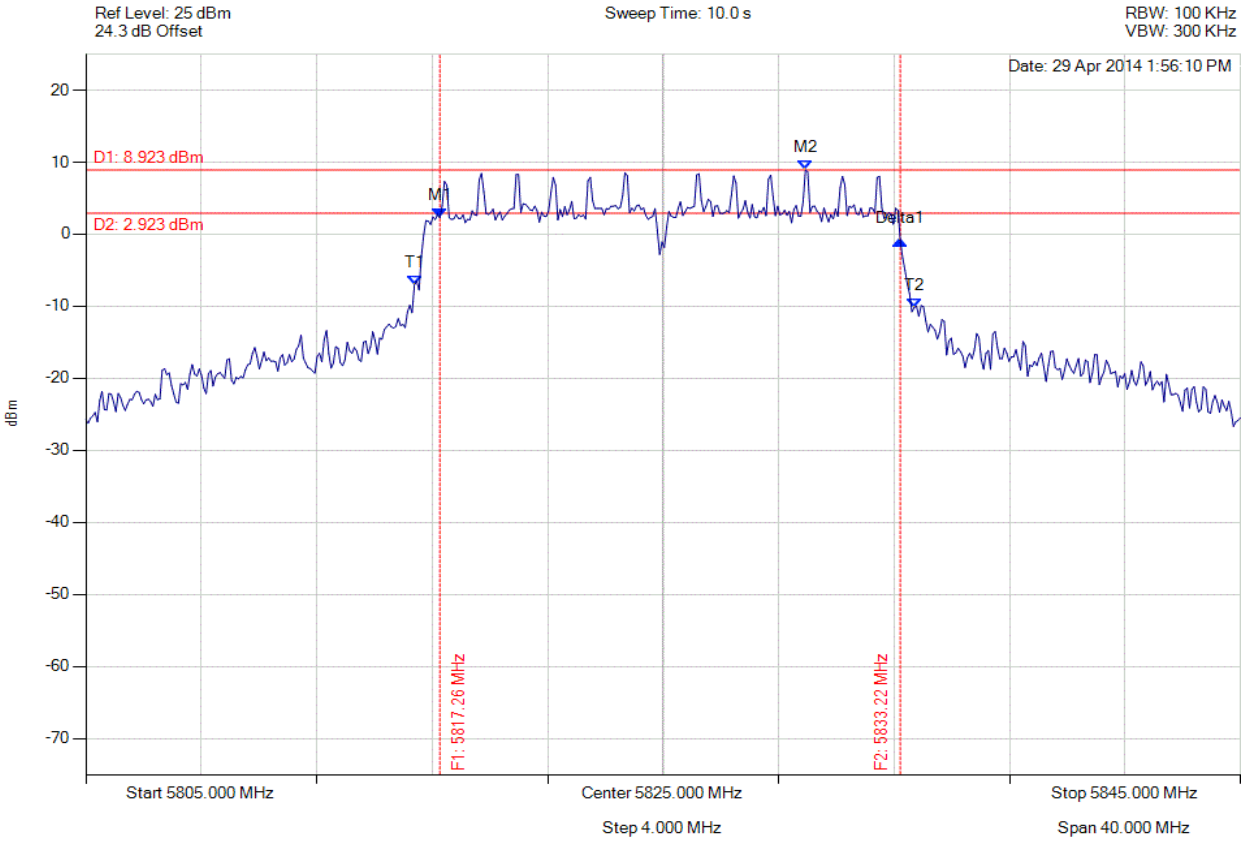

Analyser Setup	Marker : Frequency : Amplitude	Test Results
Detector = MAX PEAK Sweep Count = 0 RF Atten (dB) = 20 Trace Mode = VIEW	M1 : 5817.265 MHz : 2.279 dBm M2 : 5829.930 MHz : 8.923 dBm Delta1 : 15.952 MHz : -3.195 dB T1 : 5816.383 MHz : -7.046 dBm T2 : 5833.697 MHz : -10.172 dBm OBW : 17.315 MHz	Measured 6 dB Bandwidth: 15.952 MHz Limit: ≥500.0 kHz Margin: -15.45 MHz

Back to the Matrix

6 dB & 99% BANDWIDTH

Variant: 802.11a, Channel: 5825.00 MHz, Chain c, Temp: Ambient, Voltage: 3.3 Vdc

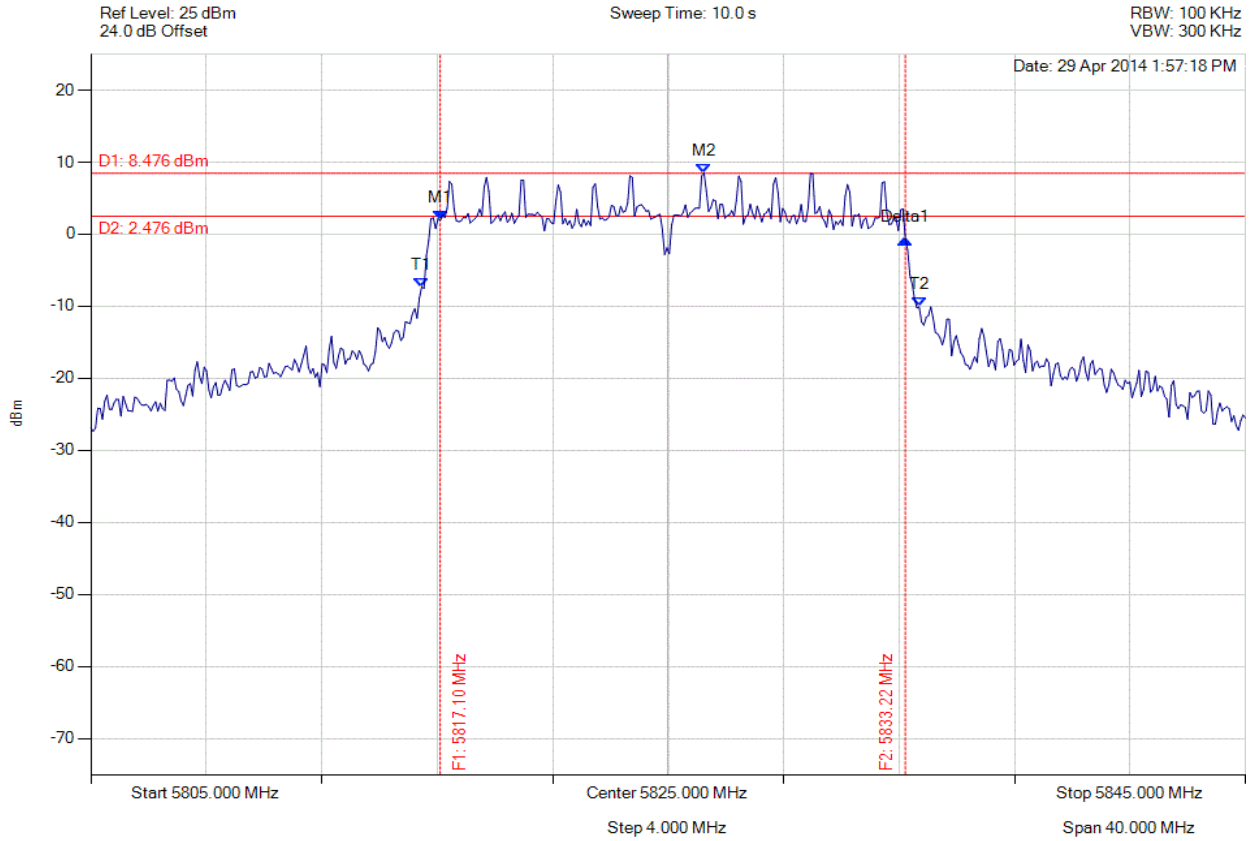

Analyser Setup	Marker : Frequency : Amplitude	Test Results
Detector = MAX PEAK Sweep Count = 0 RF Atten (dB) = 20 Trace Mode = VIEW	M1 : 5817.104 MHz : 1.925 dBm M2 : 5826.242 MHz : 8.476 dBm Delta1 : 16.112 MHz : -2.581 dB T1 : 5816.463 MHz : -7.326 dBm T2 : 5833.697 MHz : -10.090 dBm OBW : 17.234 MHz	Measured 6 dB Bandwidth: 16.112 MHz Limit: ≥500.0 kHz Margin: -15.61 MHz

Back to the Matrix

6 dB & 99% BANDWIDTH

Variant: 802.11ac-40, Channel: 5755.00 MHz, Chain a, Temp: Ambient, Voltage: 3.3 Vdc

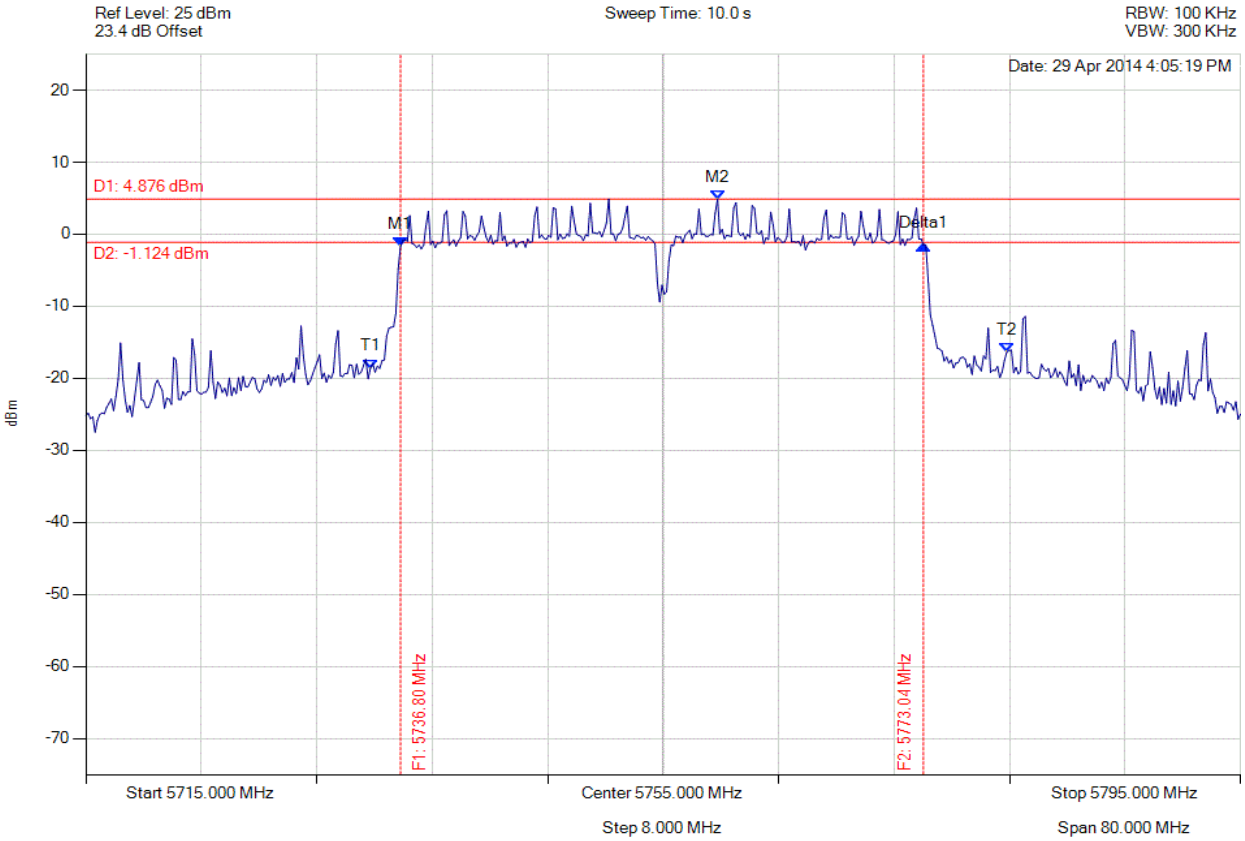

Analyser Setup	Marker : Frequency : Amplitude	Test Results
Detector = MAX PEAK Sweep Count = 0 RF Atten (dB) = 20 Trace Mode = VIEW	M1 : 5736.804 MHz : -1.685 dBm M2 : 5758.768 MHz : 4.876 dBm Delta1 : 36.232 MHz : 0.167 dB T1 : 5734.719 MHz : -18.626 dBm T2 : 5778.808 MHz : -16.403 dBm OBW : 44.088 MHz	Measured 6 dB Bandwidth: 36.232 MHz Limit: ≥500.0 kHz Margin: -35.73 MHz

Back to the Matrix

6 dB & 99% BANDWIDTH

Variant: 802.11ac-40, Channel: 5755.00 MHz, Chain b, Temp: Ambient, Voltage: 3.3 Vdc

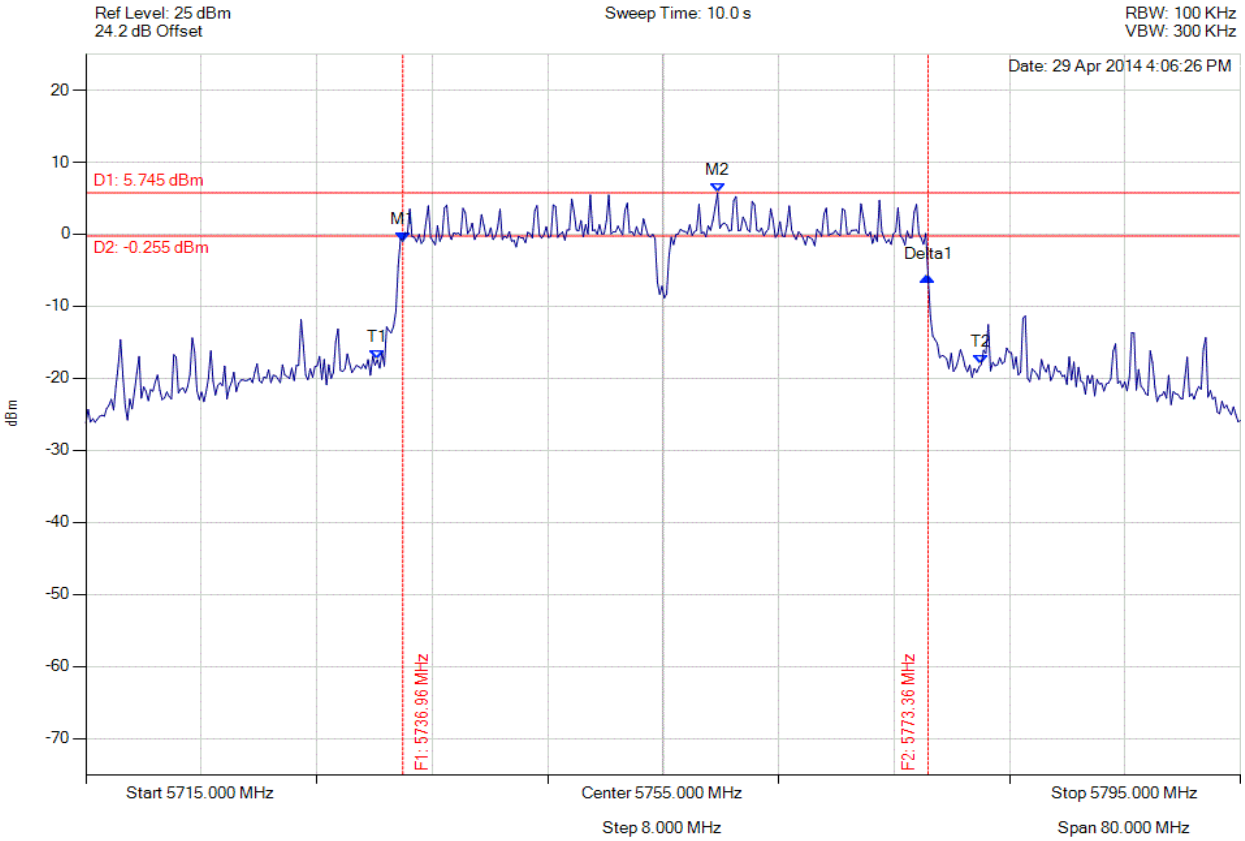

Analyser Setup	Marker : Frequency : Amplitude	Test Results
Detector = MAX PEAK Sweep Count = 0 RF Atten (dB) = 20 Trace Mode = VIEW	M1 : 5736.964 MHz : -0.987 dBm M2 : 5758.768 MHz : 5.745 dBm Delta1 : 36.393 MHz : -4.814 dB T1 : 5735.200 MHz : -17.420 dBm T2 : 5777.044 MHz : -18.071 dBm OBW : 41.844 MHz	Measured 6 dB Bandwidth: 36.393 MHz Limit: ≥500.0 kHz Margin: -35.89 MHz

Back to the Matrix

6 dB & 99% BANDWIDTH

Variant: 802.11ac-40, Channel: 5755.00 MHz, Chain c, Temp: Ambient, Voltage: 3.3 Vdc

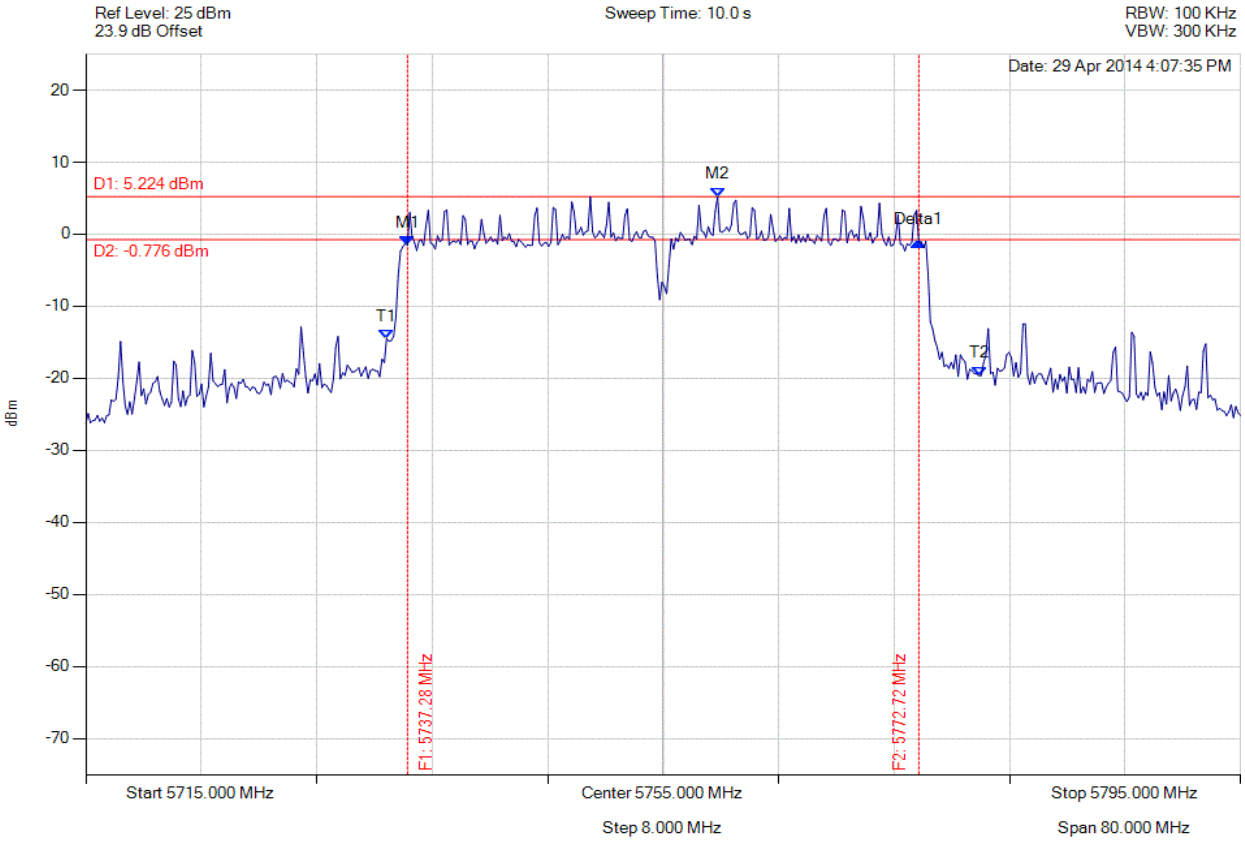

Analyser Setup	Marker : Frequency : Amplitude	Test Results
Detector = MAX PEAK Sweep Count = 0 RF Atten (dB) = 20 Trace Mode = VIEW	M1 : 5737.285 MHz : -1.544 dBm M2 : 5758.768 MHz : 5.224 dBm Delta1 : 35.431 MHz : 0.433 dB T1 : 5735.842 MHz : -14.493 dBm T2 : 5776.884 MHz : -19.631 dBm OBW : 41.042 MHz	Measured 6 dB Bandwidth: 35.431 MHz Limit: ≥500.0 kHz Margin: -34.93 MHz

Back to the Matrix

6 dB & 99% BANDWIDTH

Variant: 802.11ac-40, Channel: 5795.00 MHz, Chain a, Temp: Ambient, Voltage: 3.3 Vdc

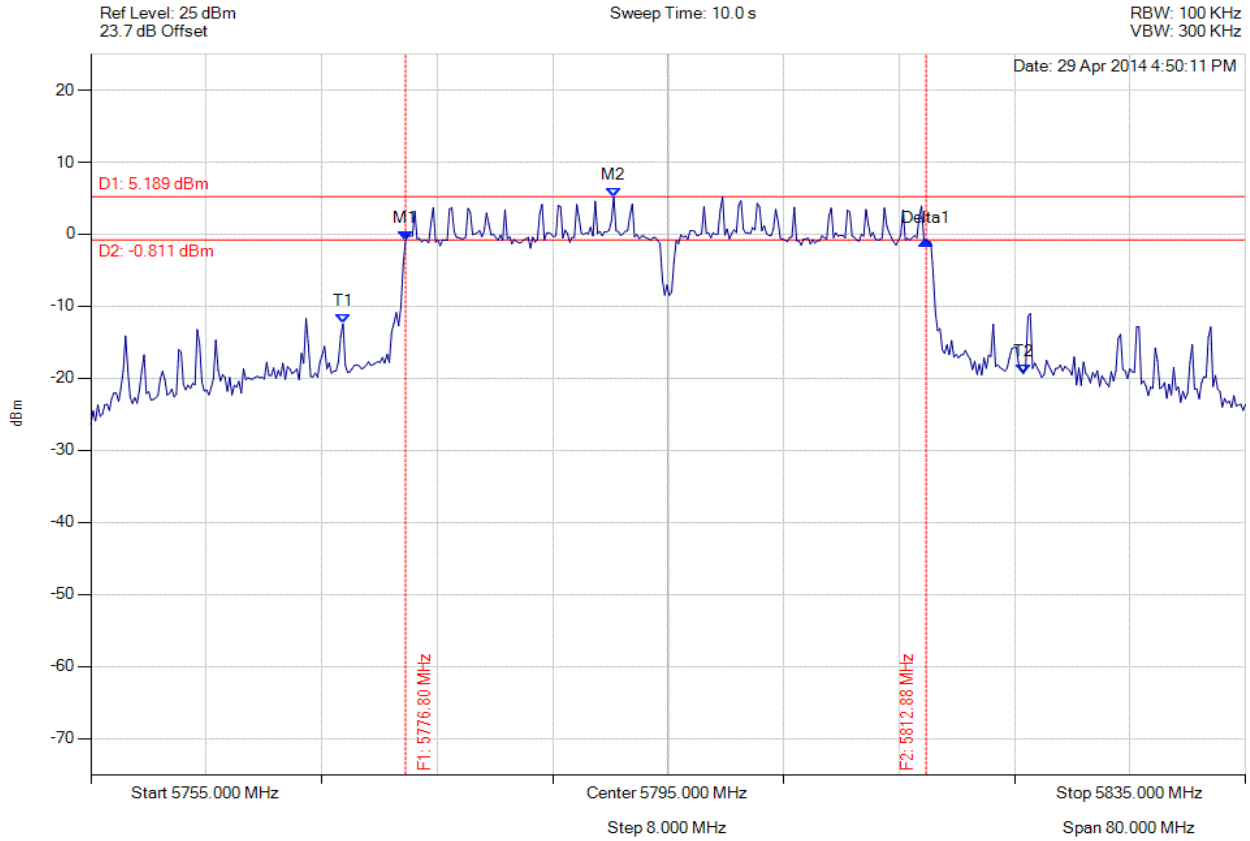

Analyser Setup	Marker : Frequency : Amplitude	Test Results
Detector = MAX PEAK Sweep Count = 0 RF Atten (dB) = 20 Trace Mode = VIEW	M1 : 5776.804 MHz : -0.859 dBm M2 : 5791.232 MHz : 5.189 dBm Delta1 : 36.072 MHz : 0.039 dB T1 : 5772.475 MHz : -12.423 dBm T2 : 5819.609 MHz : -19.364 dBm OBW : 47.134 MHz	Measured 6 dB Bandwidth: 36.072 MHz Limit: ≥500.0 kHz Margin: -35.57 MHz

Back to the Matrix

6 dB & 99% BANDWIDTH

Variant: 802.11ac-40, Channel: 5795.00 MHz, Chain b, Temp: Ambient, Voltage: 3.3 Vdc

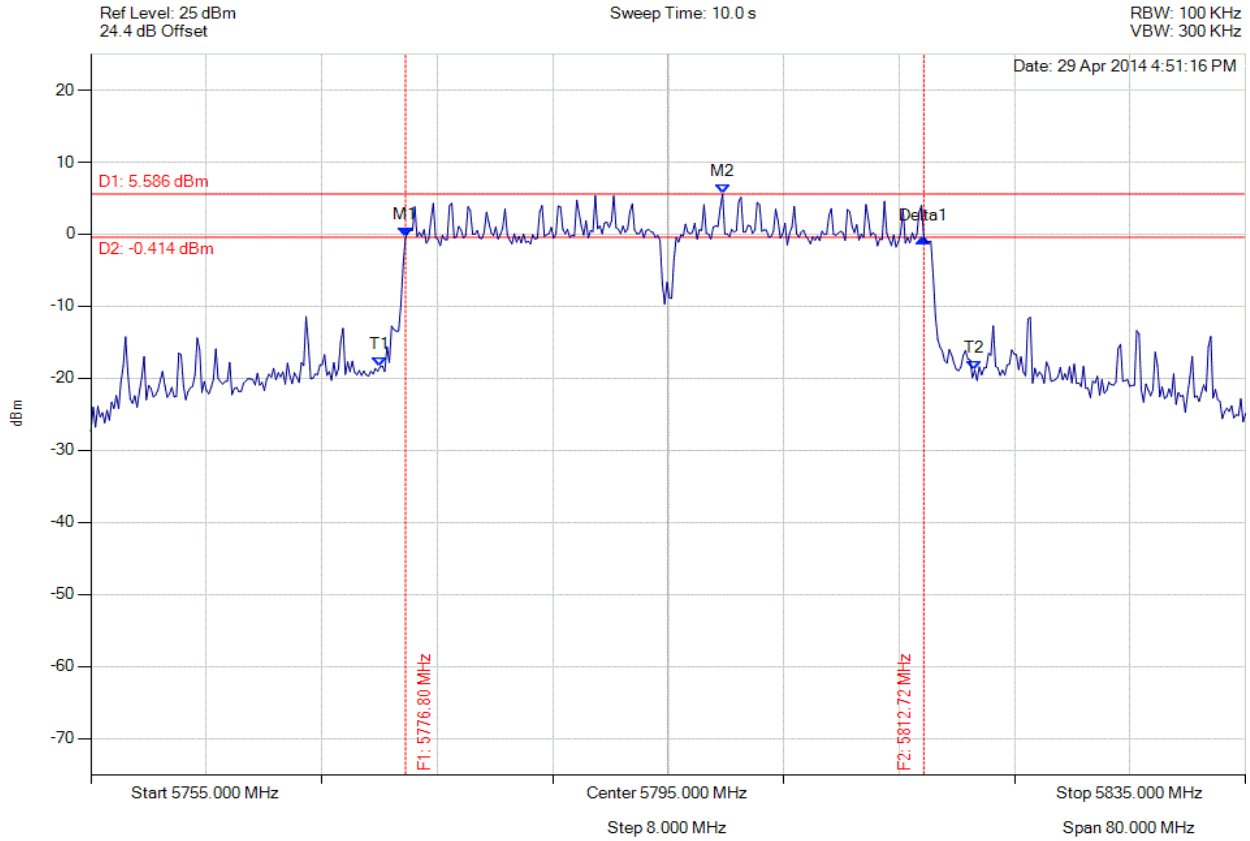

Analyser Setup	Marker : Frequency : Amplitude	Test Results
Detector = MAX PEAK Sweep Count = 0 RF Atten (dB) = 20 Trace Mode = VIEW	M1 : 5776.804 MHz : -0.436 dBm M2 : 5798.768 MHz : 5.586 dBm Delta1 : 35.912 MHz : -0.026 dB T1 : 5775.040 MHz : -18.398 dBm T2 : 5816.242 MHz : -18.868 dBm OBW : 41.202 MHz	Measured 6 dB Bandwidth: 35.912 MHz Limit: ≥500.0 kHz Margin: -35.41 MHz

Back to the Matrix

6 dB & 99% BANDWIDTH

Variant: 802.11ac-40, Channel: 5795.00 MHz, Chain c, Temp: Ambient, Voltage: 3.3 Vdc

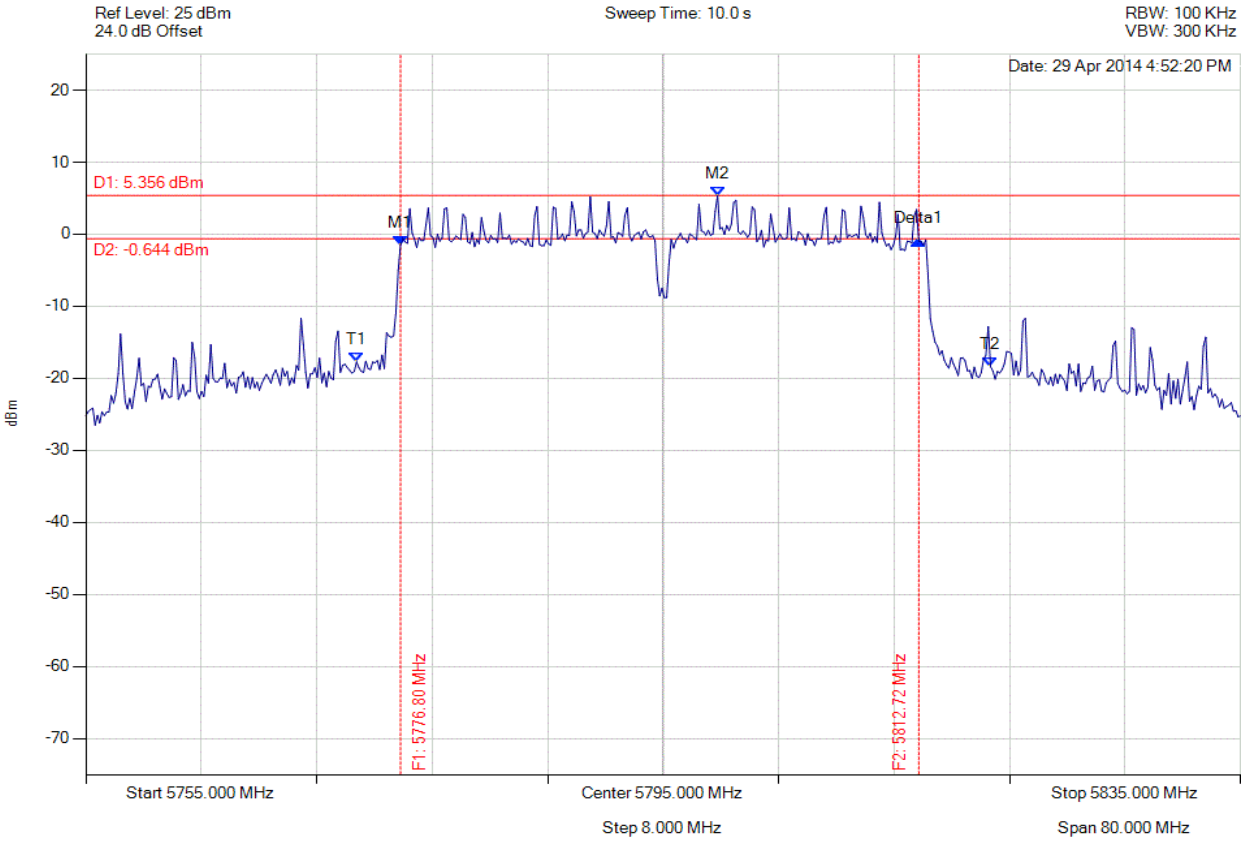

Analyser Setup	Marker : Frequency : Amplitude	Test Results
Detector = MAX PEAK Sweep Count = 0 RF Atten (dB) = 20 Trace Mode = VIEW	M1 : 5776.804 MHz : -1.506 dBm M2 : 5798.768 MHz : 5.356 dBm Delta1 : 35.912 MHz : 0.571 dB T1 : 5773.758 MHz : -17.721 dBm T2 : 5817.685 MHz : -18.359 dBm OBW : 43.928 MHz	Measured 6 dB Bandwidth: 35.912 MHz Limit: ≥500.0 kHz Margin: -35.41 MHz

Back to the Matrix

6 dB & 99% BANDWIDTH

Variant: 802.11ac-80, Channel: 5775.00 MHz, Chain a, Temp: Ambient, Voltage: 3.3 Vdc

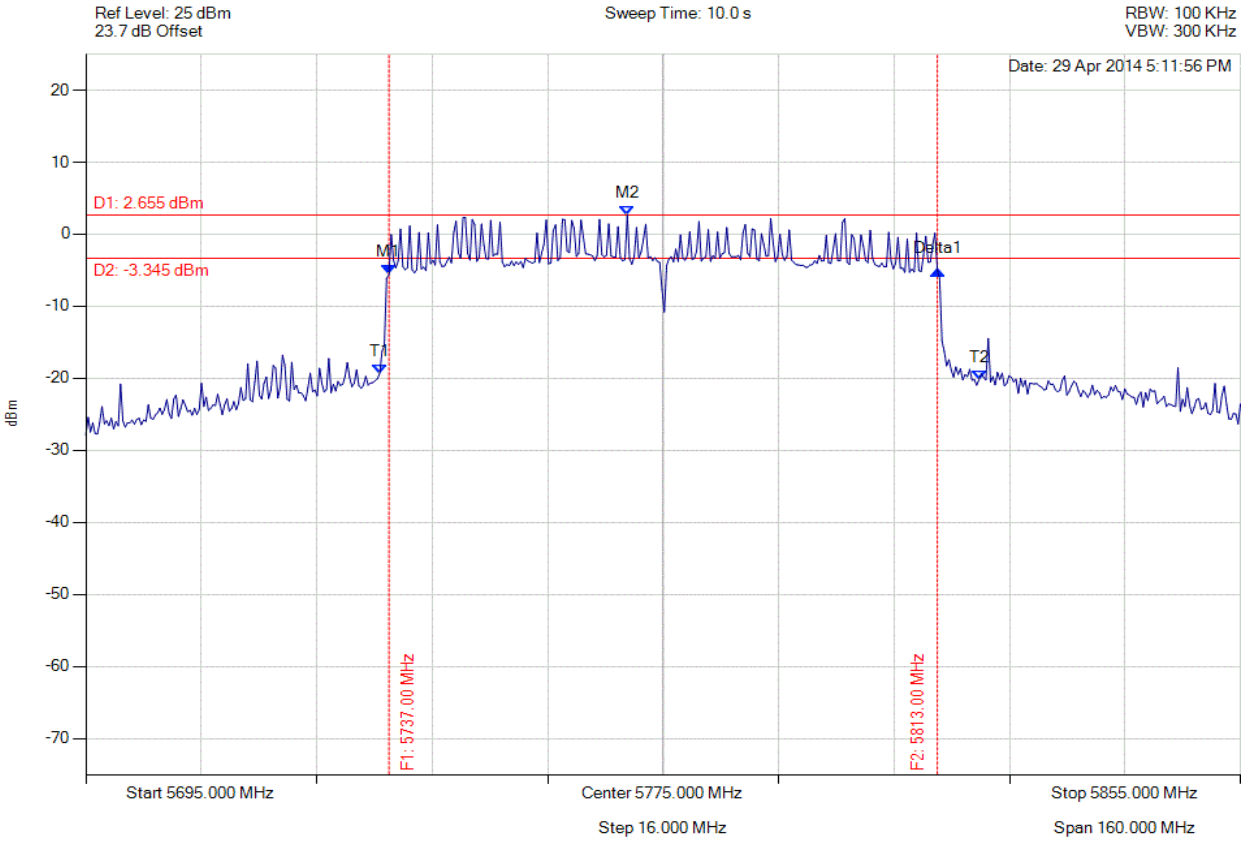

Analyser Setup	Marker : Frequency : Amplitude	Test Results
Detector = MAX PEAK Sweep Count = 0 RF Atten (dB) = 20 Trace Mode = VIEW	M1 : 5737.004 MHz : -5.604 dBm M2 : 5770.030 MHz : 2.655 dBm Delta1 : 75.992 MHz : 0.541 dB T1 : 5735.721 MHz : -19.328 dBm T2 : 5818.768 MHz : -20.192 dBm OBW : 83.046 MHz	Measured 6 dB Bandwidth: 75.992 MHz Limit: ≥500.0 kHz Margin: -75.49 MHz

Back to the Matrix

6 dB & 99% BANDWIDTH

Variant: 802.11ac-80, Channel: 5775.00 MHz, Chain b, Temp: Ambient, Voltage: 3.3 Vdc

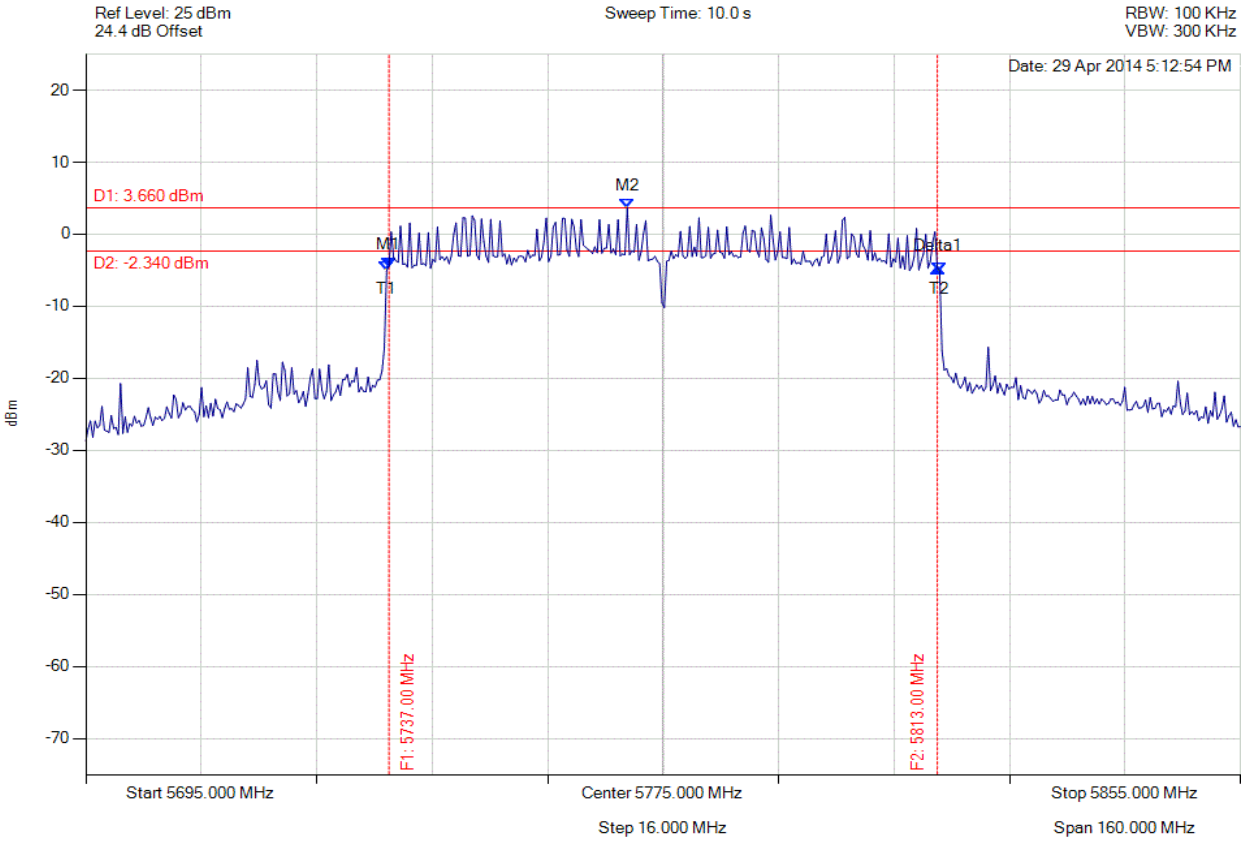

Analyser Setup	Marker : Frequency : Amplitude	Test Results
Detector = MAX PEAK Sweep Count = 0 RF Atten (dB) = 20 Trace Mode = VIEW	M1 : 5737.004 MHz : -4.499 dBm M2 : 5770.030 MHz : 3.660 dBm Delta1 : 75.992 MHz : -0.212 dB T1 : 5736.683 MHz : -5.097 dBm T2 : 5813.317 MHz : -5.152 dBm OBW : 76.633 MHz	Measured 6 dB Bandwidth: 75.992 MHz Limit: ≥500.0 kHz Margin: -75.49 MHz

Back to the Matrix

6 dB & 99% BANDWIDTH

Variant: 802.11ac-80, Channel: 5775.00 MHz, Chain c, Temp: Ambient, Voltage: 3.3 Vdc

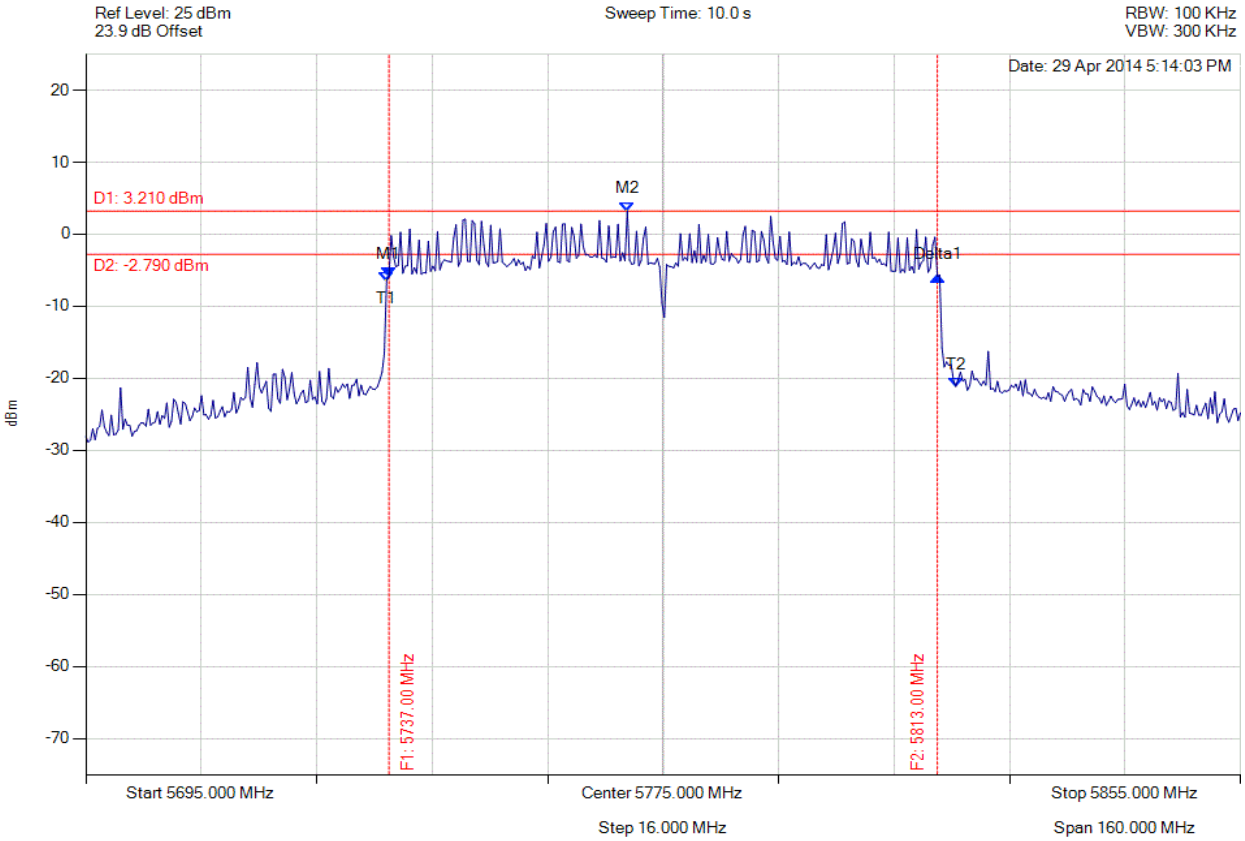

Analyser Setup	Marker : Frequency : Amplitude	Test Results
Detector = MAX PEAK Sweep Count = 0 RF Atten (dB) = 20 Trace Mode = VIEW	M1 : 5737.004 MHz : -5.925 dBm M2 : 5770.030 MHz : 3.210 dBm Delta1 : 75.992 MHz : 0.047 dB T1 : 5736.683 MHz : -6.462 dBm T2 : 5815.561 MHz : -21.156 dBm OBW : 78.878 MHz	Measured 6 dB Bandwidth: 75.992 MHz Limit: ≥500.0 kHz Margin: -75.49 MHz

Back to the Matrix

6 dB & 99% BANDWIDTH

Variant: 802.11n HT-20, Channel: 5745.00 MHz, Chain a, Temp: Ambient, Voltage: 3.3 Vdc

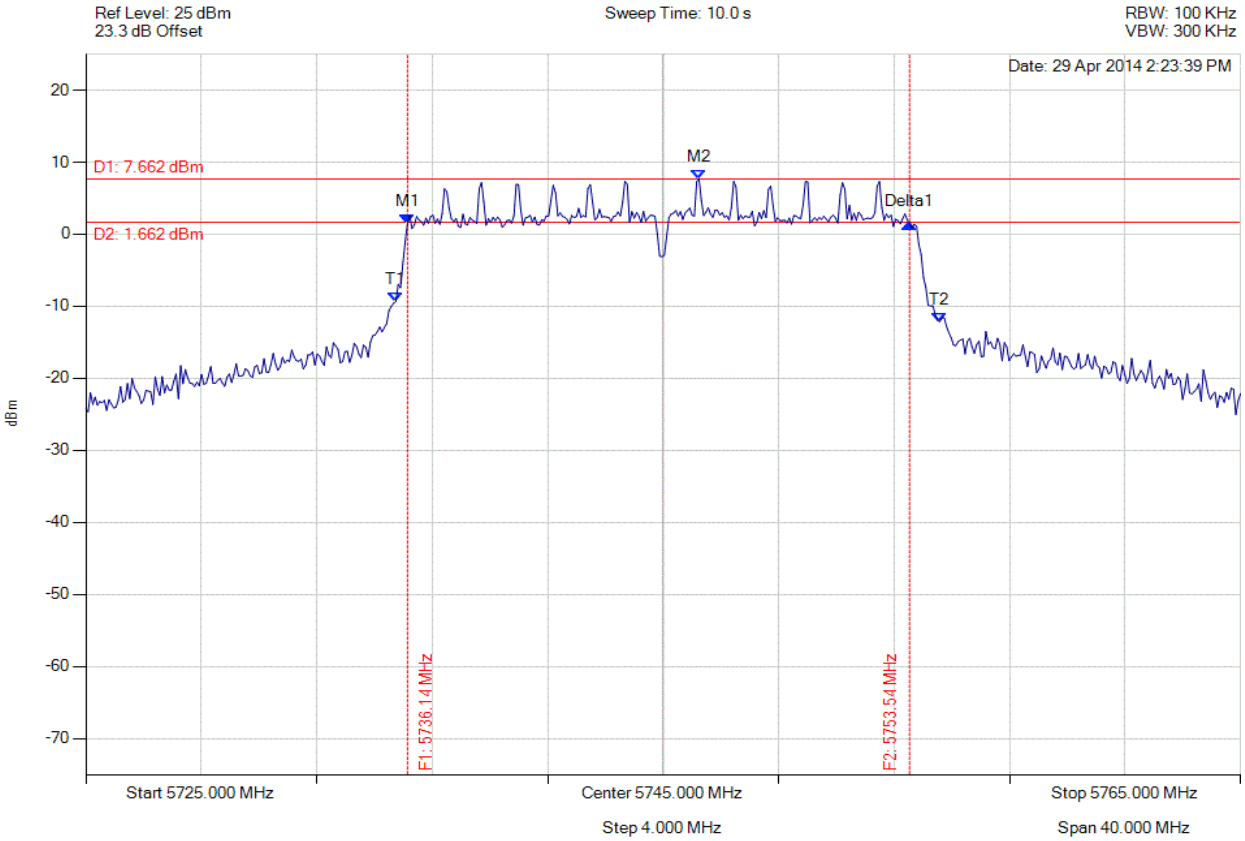

Analyser Setup	Marker : Frequency : Amplitude	Test Results
Detector = MAX PEAK Sweep Count = 0 RF Atten (dB) = 20 Trace Mode = VIEW	M1 : 5736.142 MHz : 1.496 dBm M2 : 5746.242 MHz : 7.662 dBm Delta1 : 17.395 MHz : 0.018 dB T1 : 5735.741 MHz : -9.346 dBm T2 : 5754.579 MHz : -12.159 dBm OBW : 18.838 MHz	Measured 6 dB Bandwidth: 17.395 MHz Limit: ≥500.0 kHz Margin: -16.90 MHz

Back to the Matrix

6 dB & 99% BANDWIDTH

Variant: 802.11n HT-20, Channel: 5745.00 MHz, Chain b, Temp: Ambient, Voltage: 3.3 Vdc

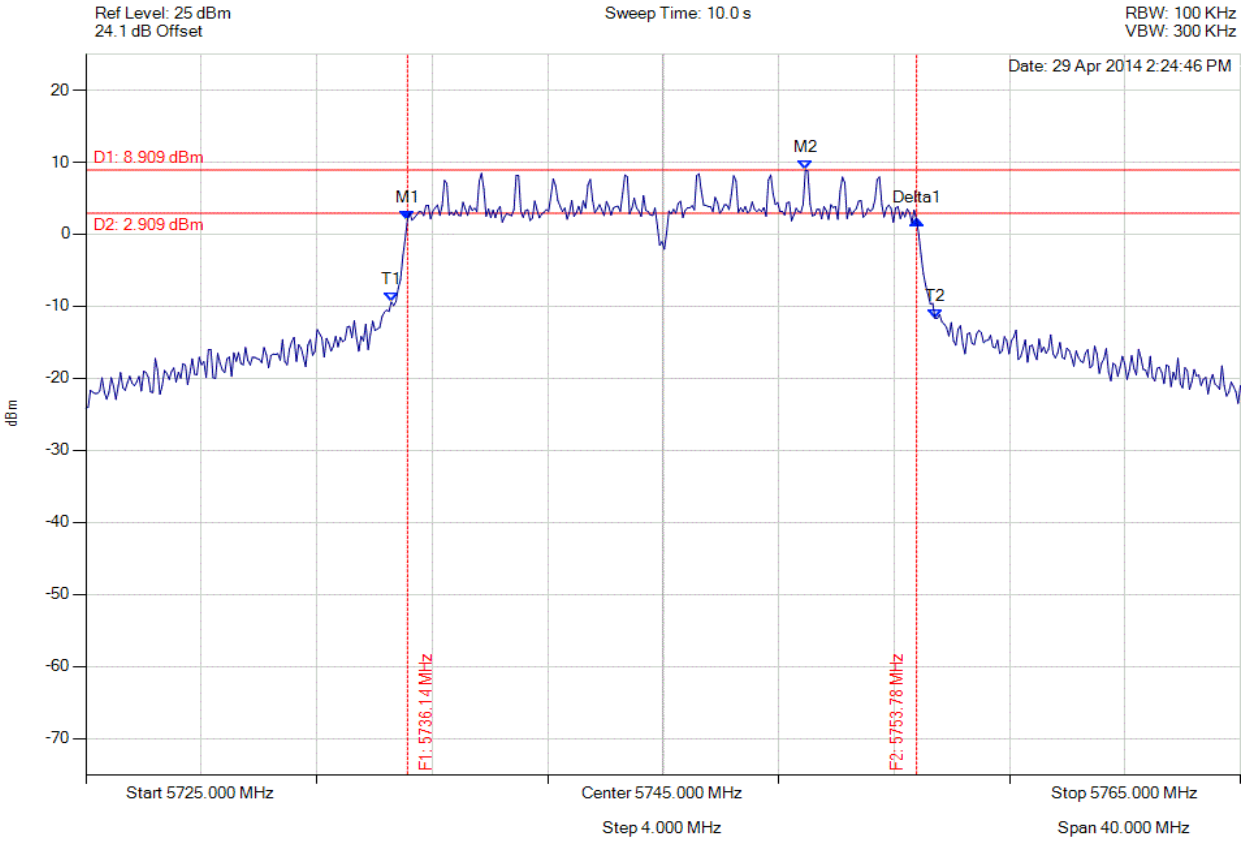

Analyser Setup	Marker : Frequency : Amplitude	Test Results
Detector = MAX PEAK Sweep Count = 0 RF Atten (dB) = 20 Trace Mode = VIEW	M1 : 5736.142 MHz : 2.027 dBm M2 : 5749.930 MHz : 8.909 dBm Delta1 : 17.635 MHz : -0.004 dB T1 : 5735.581 MHz : -9.405 dBm T2 : 5754.419 MHz : -11.681 dBm OBW : 18.838 MHz	Measured 6 dB Bandwidth: 17.635 MHz Limit: ≥500.0 kHz Margin: -17.14 MHz

Back to the Matrix

6 dB & 99% BANDWIDTH

Variant: 802.11n HT-20, Channel: 5745.00 MHz, Chain c, Temp: Ambient, Voltage: 3.3 Vdc

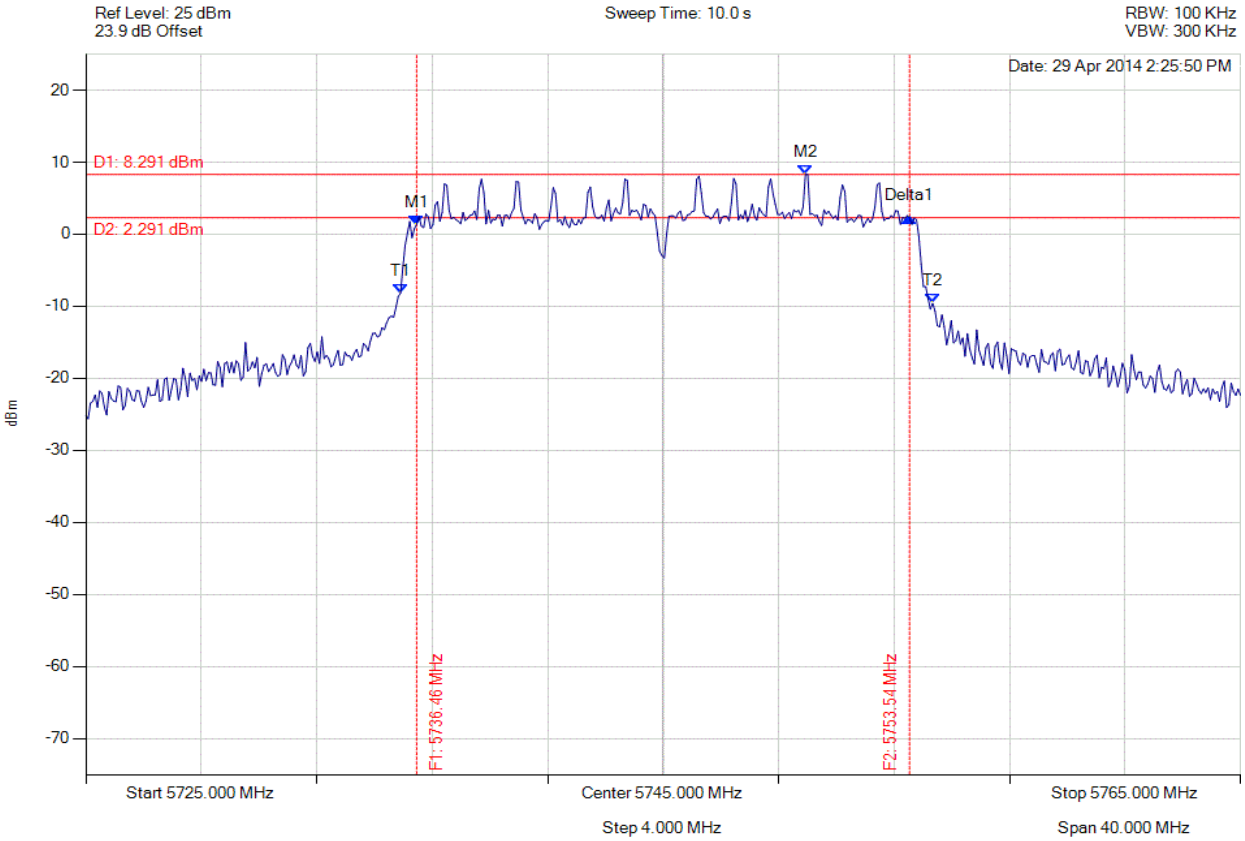

Analyser Setup	Marker : Frequency : Amplitude	Test Results
Detector = MAX PEAK Sweep Count = 0 RF Atten (dB) = 20 Trace Mode = VIEW	M1 : 5736.463 MHz : 1.352 dBm M2 : 5749.930 MHz : 8.291 dBm Delta1 : 17.074 MHz : 0.936 dB T1 : 5735.902 MHz : -8.185 dBm T2 : 5754.339 MHz : -9.610 dBm OBW : 18.437 MHz	Measured 6 dB Bandwidth: 17.074 MHz Limit: ≥500.0 kHz Margin: -16.57 MHz

Back to the Matrix

6 dB & 99% BANDWIDTH

Variant: 802.11n HT-20, Channel: 5785.00 MHz, Chain a, Temp: Ambient, Voltage: 3.3 Vdc

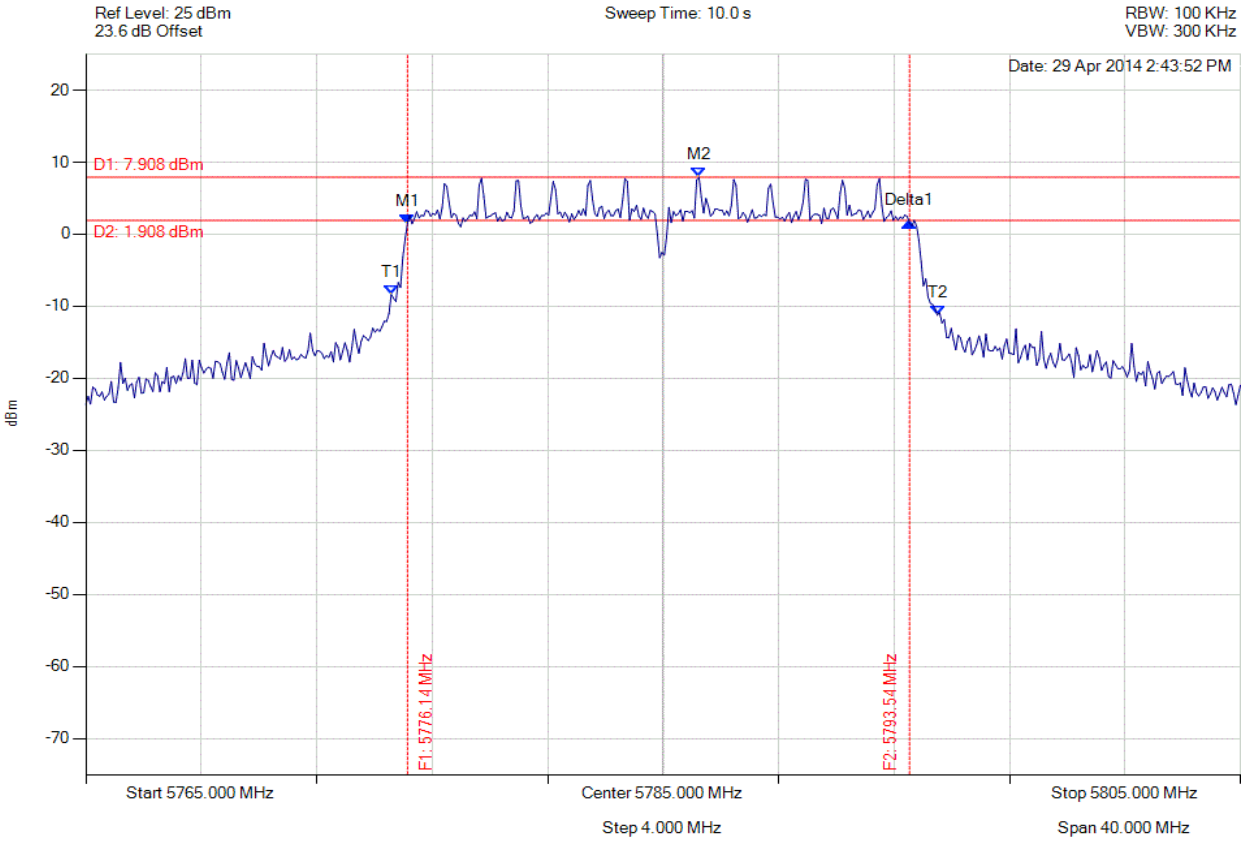

Analyser Setup	Marker : Frequency : Amplitude	Test Results
Detector = MAX PEAK Sweep Count = 0 RF Atten (dB) = 20 Trace Mode = VIEW	M1 : 5776.142 MHz : 1.541 dBm M2 : 5786.242 MHz : 7.908 dBm Delta1 : 17.395 MHz : 0.035 dB T1 : 5775.581 MHz : -8.360 dBm T2 : 5794.499 MHz : -11.235 dBm OBW : 18.918 MHz	Measured 6 dB Bandwidth: 17.395 MHz Limit: ≥500.0 kHz Margin: -16.90 MHz

Back to the Matrix

6 dB & 99% BANDWIDTH

Variant: 802.11n HT-20, Channel: 5785.00 MHz, Chain b, Temp: Ambient, Voltage: 3.3 Vdc

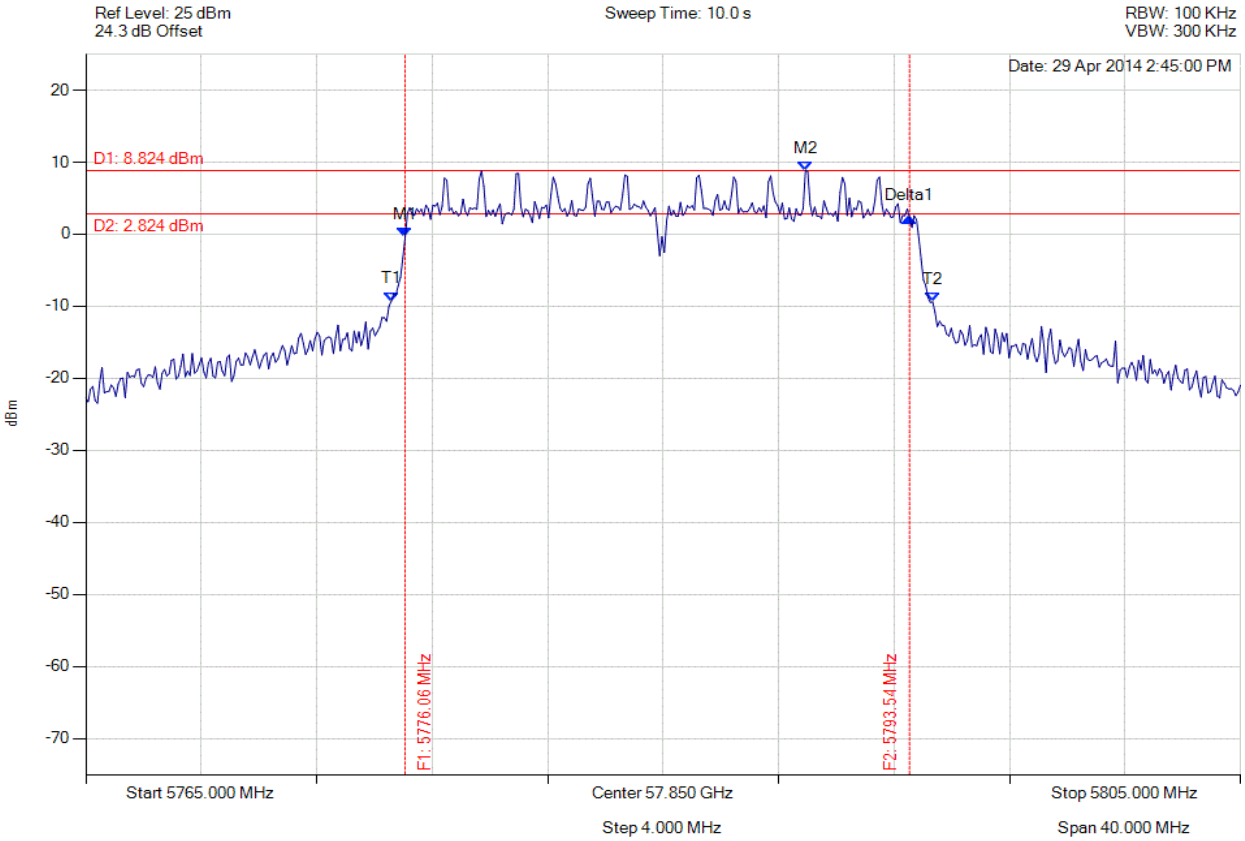

Analyser Setup	Marker : Frequency : Amplitude	Test Results
Detector = MAX PEAK Sweep Count = 0 RF Atten (dB) = 20 Trace Mode = VIEW	M1 : 5776.062 MHz : -0.406 dBm M2 : 5789.930 MHz : 8.824 dBm Delta1 : 17.475 MHz : 2.701 dB T1 : 5775.581 MHz : -9.297 dBm T2 : 5794.339 MHz : -9.409 dBm OBW : 18.758 MHz	Measured 6 dB Bandwidth: 17.475 MHz Limit: ≥500.0 kHz Margin: -16.98 MHz

Back to the Matrix

6 dB & 99% BANDWIDTH

Variant: 802.11n HT-20, Channel: 5785.00 MHz, Chain c, Temp: Ambient, Voltage: 3.3 Vdc

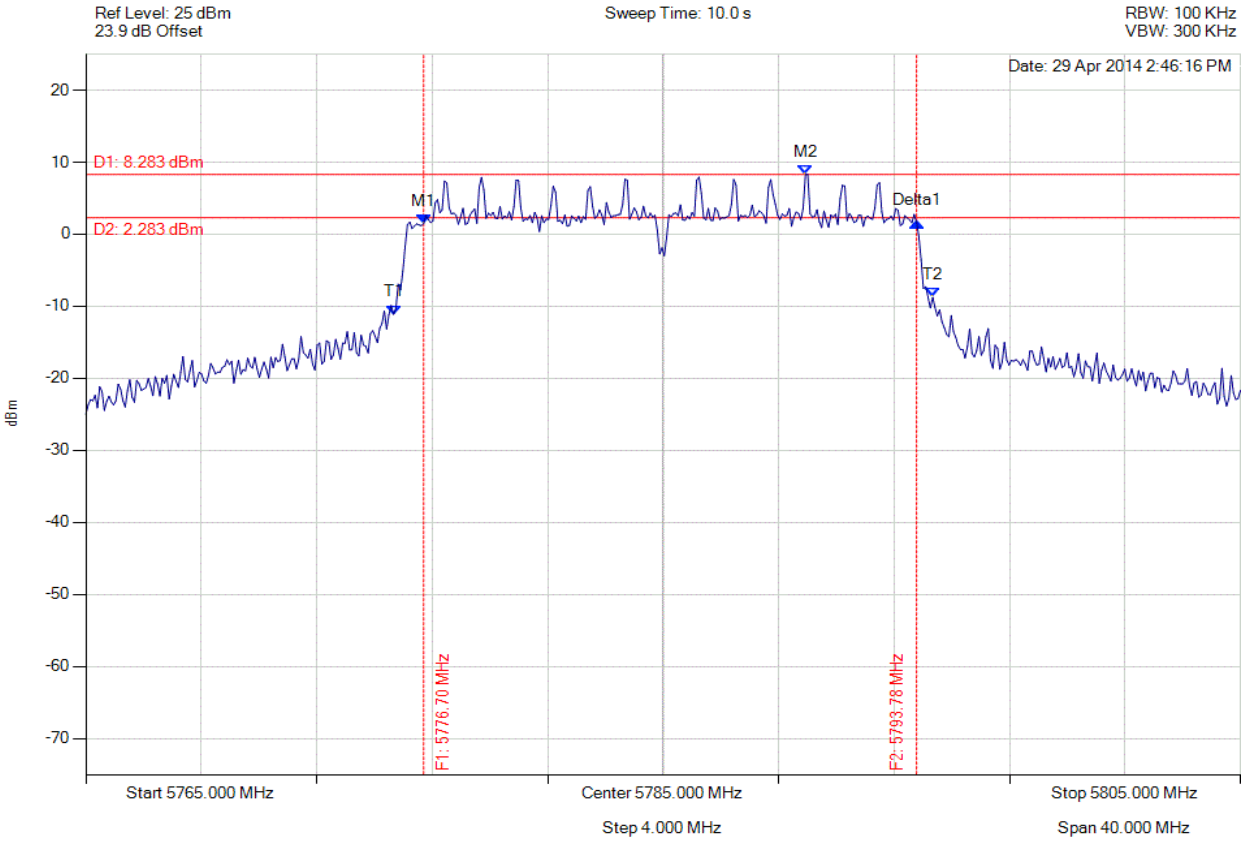

Analyser Setup	Marker : Frequency : Amplitude	Test Results
Detector = MAX PEAK Sweep Count = 0 RF Atten (dB) = 20 Trace Mode = VIEW	M1 : 5776.703 MHz : 1.496 dBm M2 : 5789.930 MHz : 8.283 dBm Delta1 : 17.074 MHz : 0.197 dB T1 : 5775.661 MHz : -11.125 dBm T2 : 5794.339 MHz : -8.764 dBm OBW : 18.677 MHz	Measured 6 dB Bandwidth: 17.074 MHz Limit: ≥500.0 kHz Margin: -16.57 MHz

Back to the Matrix

6 dB & 99% BANDWIDTH

Variant: 802.11n HT-20, Channel: 5825.00 MHz, Chain a, Temp: Ambient, Voltage: 3.3 Vdc

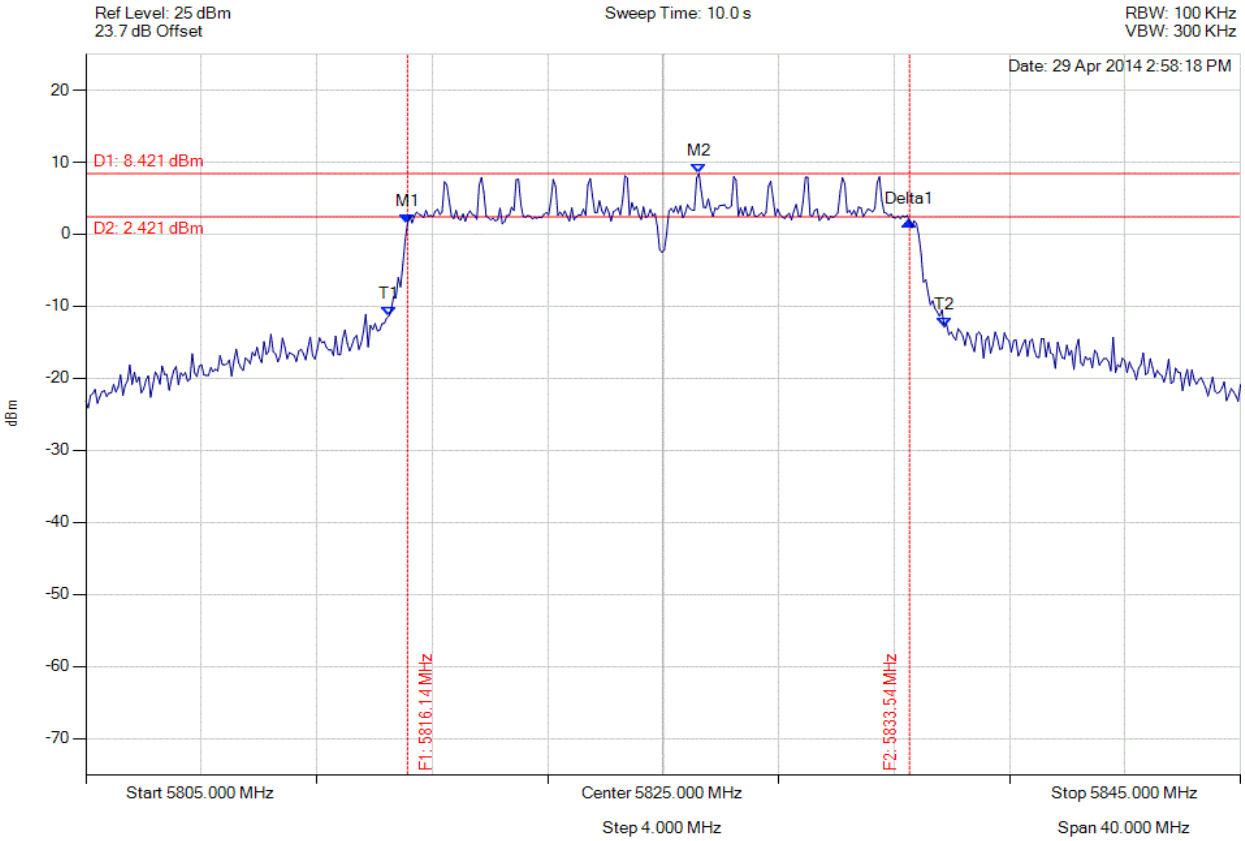

Analyser Setup	Marker : Frequency : Amplitude	Test Results
Detector = MAX PEAK Sweep Count = 0 RF Atten (dB) = 20 Trace Mode = VIEW	M1 : 5816.142 MHz : 1.492 dBm M2 : 5826.242 MHz : 8.421 dBm Delta1 : 17.395 MHz : 0.297 dB T1 : 5815.501 MHz : -11.321 dBm T2 : 5834.739 MHz : -12.903 dBm OBW : 19.238 MHz	Measured 6 dB Bandwidth: 17.395 MHz Limit: ≥500.0 kHz Margin: -16.90 MHz

Back to the Matrix

6 dB & 99% BANDWIDTH

Variant: 802.11n HT-20, Channel: 5825.00 MHz, Chain b, Temp: Ambient, Voltage: 3.3 Vdc

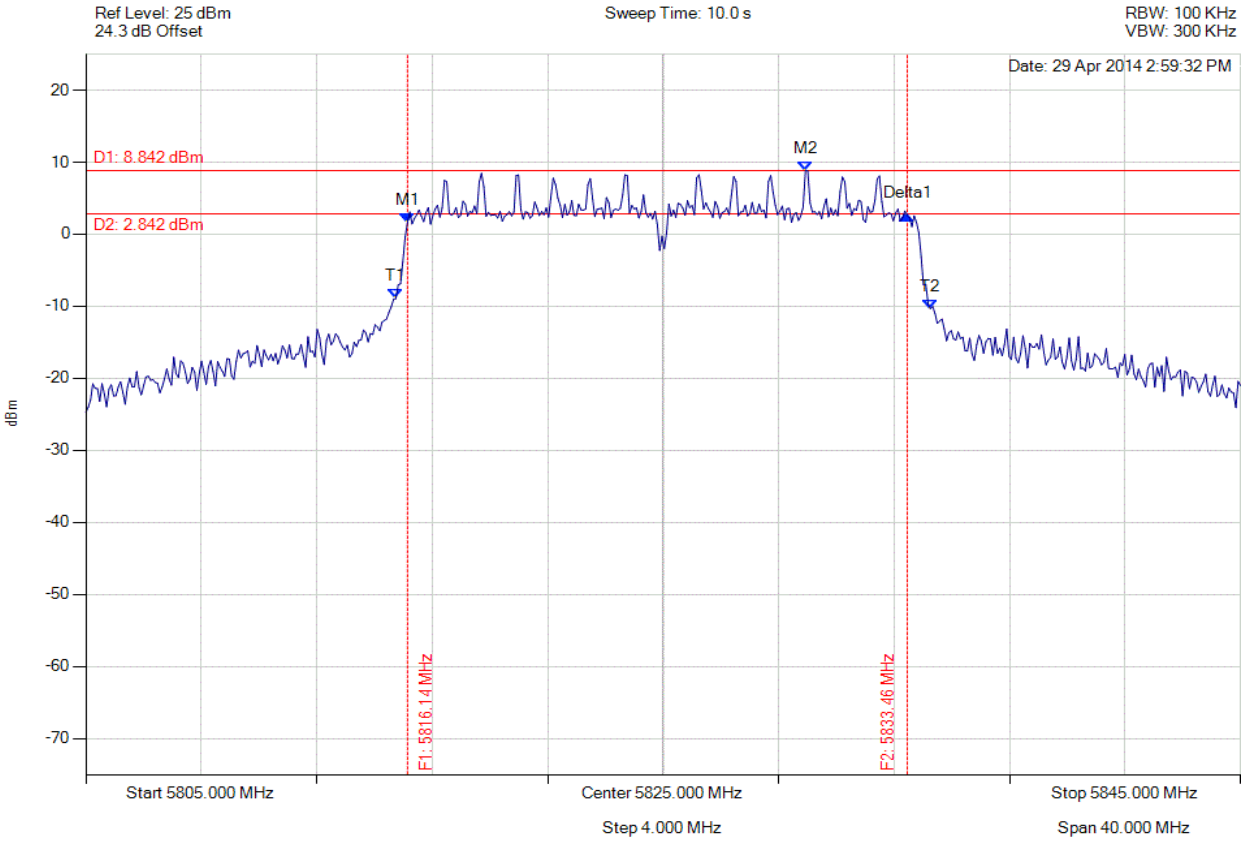

Analyser Setup	Marker : Frequency : Amplitude	Test Results
Detector = MAX PEAK Sweep Count = 0 RF Atten (dB) = 20 Trace Mode = VIEW	M1 : 5816.142 MHz : 1.642 dBm M2 : 5829.930 MHz : 8.842 dBm Delta1 : 17.315 MHz : 0.956 dB T1 : 5815.741 MHz : -8.947 dBm T2 : 5834.259 MHz : -10.351 dBm OBW : 18.517 MHz	Measured 6 dB Bandwidth: 17.315 MHz Limit: ≥500.0 kHz Margin: -16.82 MHz

Back to the Matrix

6 dB & 99% BANDWIDTH

Variant: 802.11n HT-20, Channel: 5825.00 MHz, Chain c, Temp: Ambient, Voltage: 3.3 Vdc

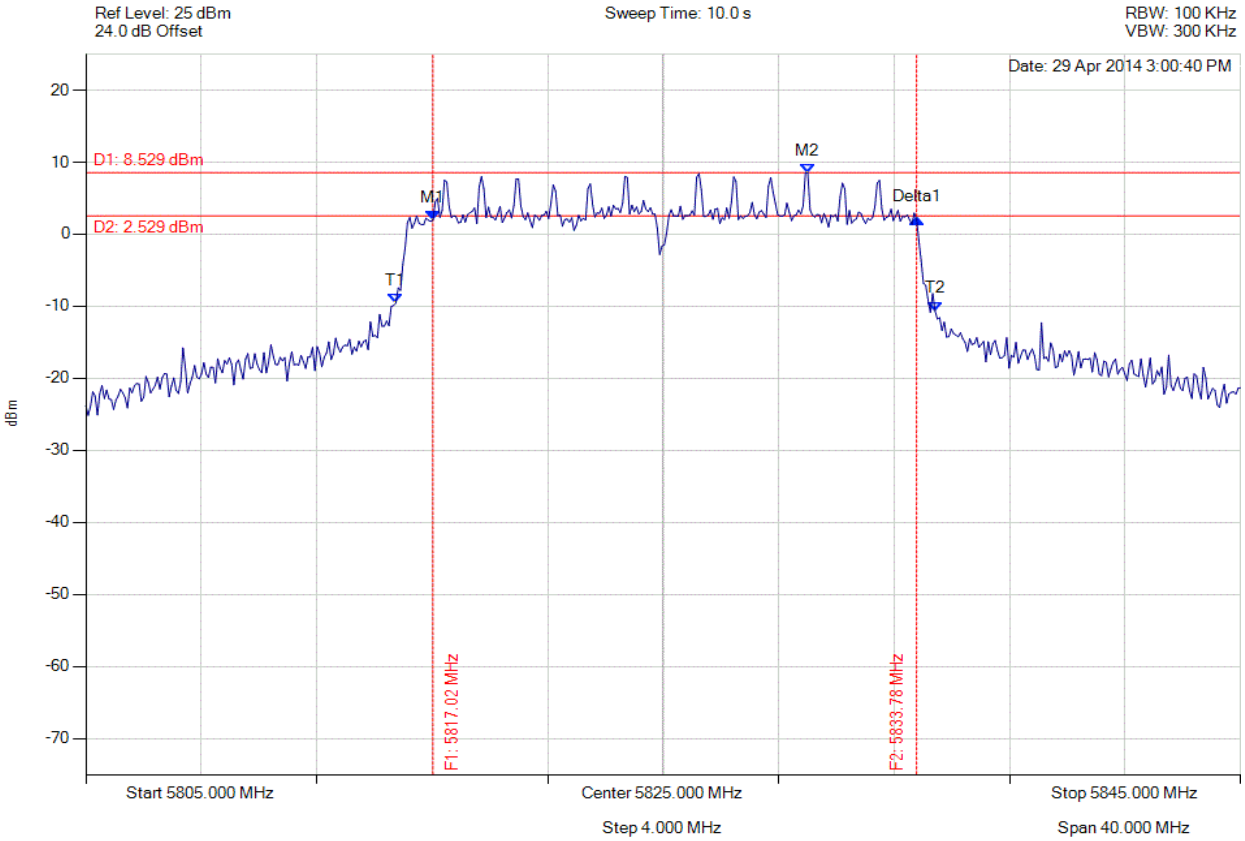

Analyser Setup	Marker : Frequency : Amplitude	Test Results
Detector = MAX PEAK Sweep Count = 0 RF Atten (dB) = 20 Trace Mode = VIEW	M1 : 5817.024 MHz : 1.935 dBm M2 : 5830.010 MHz : 8.529 dBm Delta1 : 16.754 MHz : 0.199 dB T1 : 5815.741 MHz : -9.543 dBm T2 : 5834.419 MHz : -10.619 dBm OBW : 18.677 MHz	Measured 6 dB Bandwidth: 16.754 MHz Limit: ≥500.0 kHz Margin: -16.25 MHz

Back to the Matrix

6 dB & 99% BANDWIDTH

Variant: 802.11n HT-40, Channel: 5755.00 MHz, Chain a, Temp: Ambient, Voltage: 3.3 Vdc

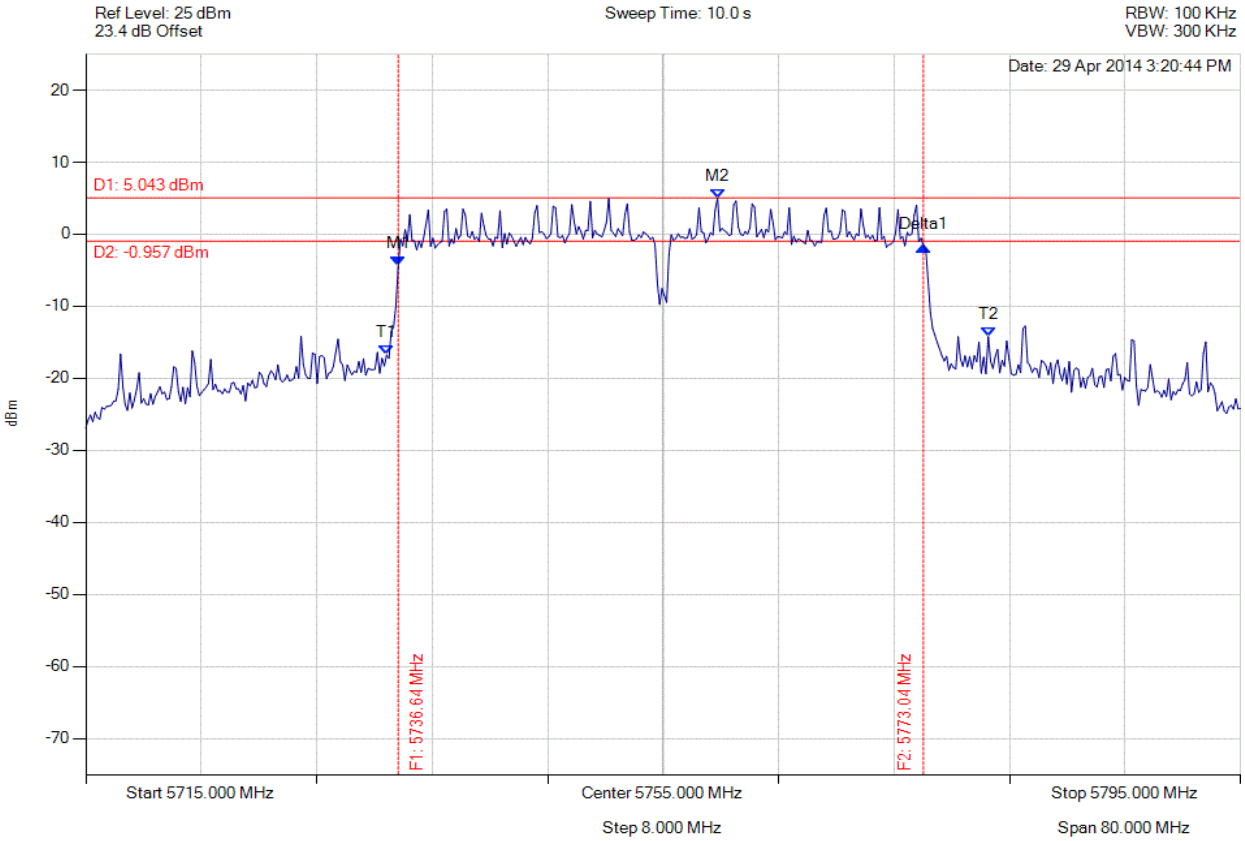

Analyser Setup	Marker : Frequency : Amplitude	Test Results
Detector = MAX PEAK Sweep Count = 0 RF Atten (dB) = 20 Trace Mode = VIEW	M1 : 5736.643 MHz : -4.436 dBm M2 : 5758.768 MHz : 5.043 dBm Delta1 : 36.393 MHz : 2.741 dB T1 : 5735.842 MHz : -16.777 dBm T2 : 5777.525 MHz : -14.198 dBm OBW : 41.683 MHz	Measured 6 dB Bandwidth: 36.393 MHz Limit: ≥500.0 kHz Margin: -35.89 MHz

Back to the Matrix

6 dB & 99% BANDWIDTH

Variant: 802.11n HT-40, Channel: 5755.00 MHz, Chain b, Temp: Ambient, Voltage: 3.3 Vdc

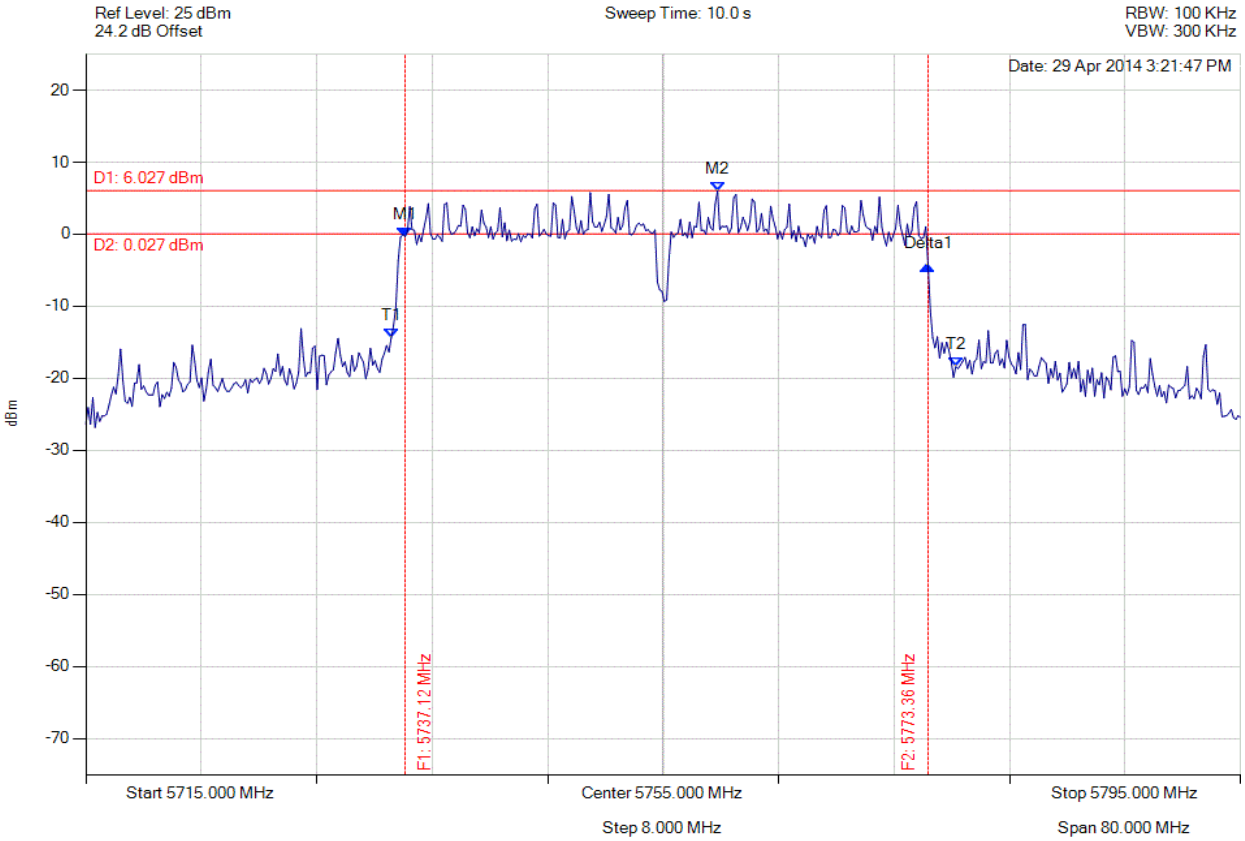

Analyser Setup	Marker : Frequency : Amplitude	Test Results
Detector = MAX PEAK Sweep Count = 0 RF Atten (dB) = 20 Trace Mode = VIEW	M1 : 5737.124 MHz : -0.343 dBm M2 : 5758.768 MHz : 6.027 dBm Delta1 : 36.232 MHz : -4.061 dB T1 : 5736.162 MHz : -14.361 dBm T2 : 5775.281 MHz : -18.374 dBm OBW : 39.118 MHz	Measured 6 dB Bandwidth: 36.232 MHz Limit: ≥500.0 kHz Margin: -35.73 MHz

Back to the Matrix

6 dB & 99% BANDWIDTH

Variant: 802.11n HT-40, Channel: 5755.00 MHz, Chain c, Temp: Ambient, Voltage: 3.3 Vdc

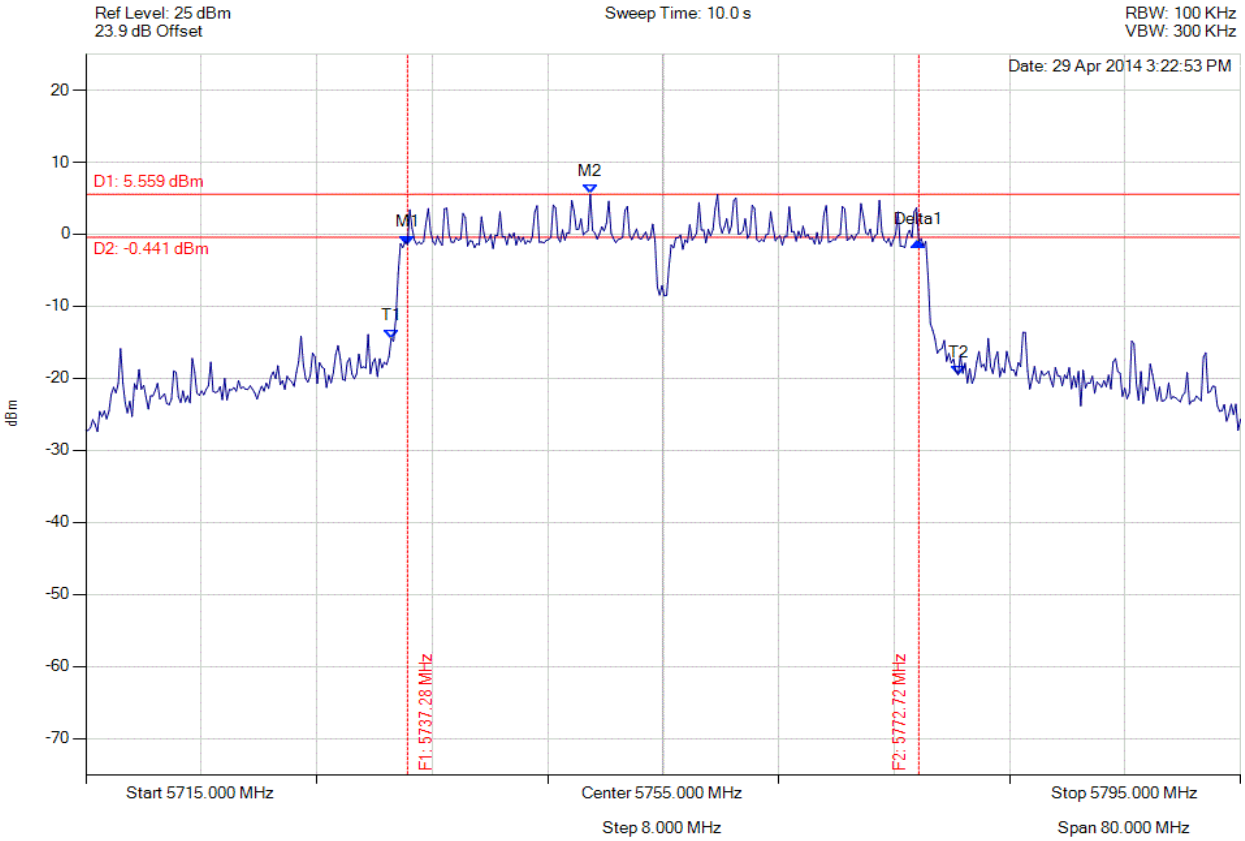

Analyser Setup	Marker : Frequency : Amplitude	Test Results
Detector = MAX PEAK Sweep Count = 0 RF Atten (dB) = 20 Trace Mode = VIEW	M1 : 5737.285 MHz : -1.455 dBm M2 : 5749.950 MHz : 5.559 dBm Delta1 : 35.431 MHz : 0.417 dB T1 : 5736.162 MHz : -14.461 dBm T2 : 5775.441 MHz : -19.525 dBm OBW : 39.279 MHz	Measured 6 dB Bandwidth: 35.431 MHz Limit: ≥500.0 kHz Margin: -34.93 MHz

Back to the Matrix

6 dB & 99% BANDWIDTH

Variant: 802.11n HT-40, Channel: 5795.00 MHz, Chain a, Temp: Ambient, Voltage: 3.3 Vdc

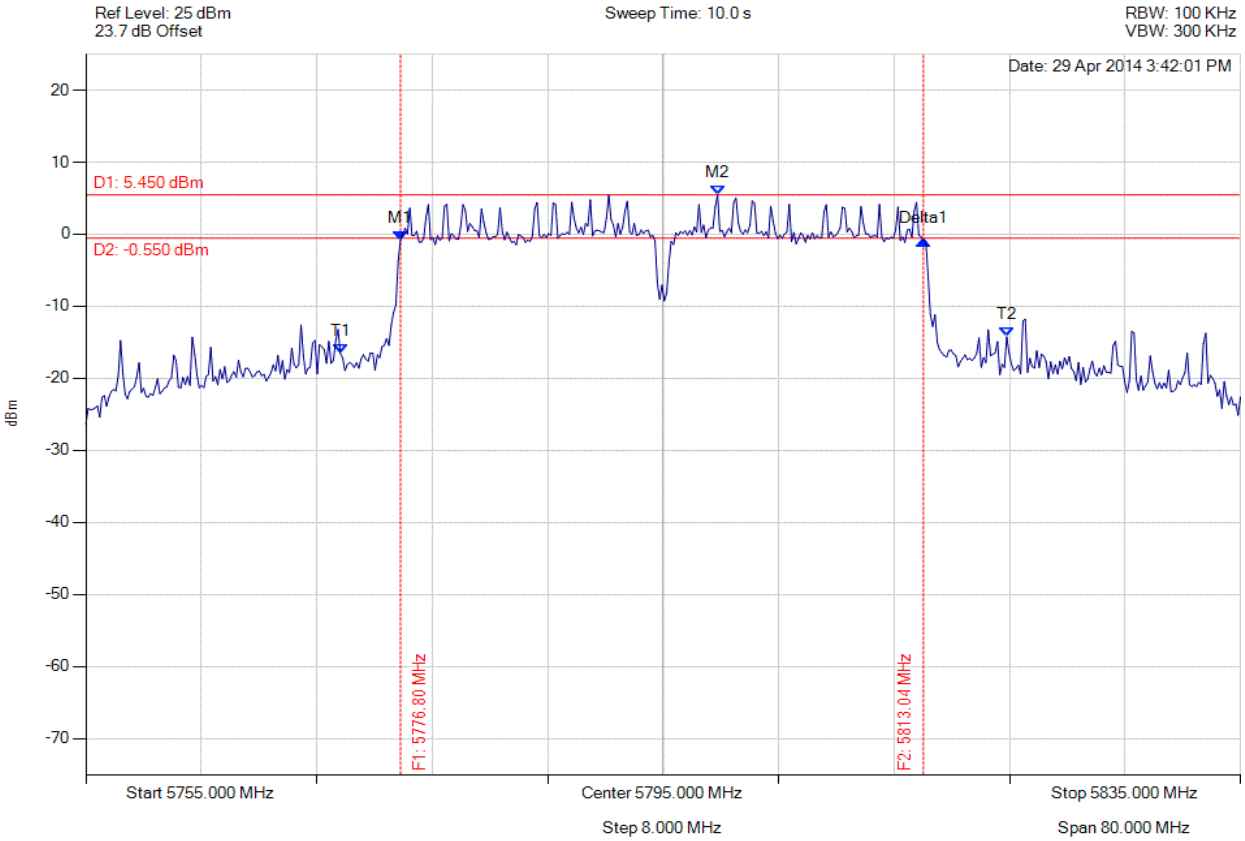

Analyser Setup	Marker : Frequency : Amplitude	Test Results
Detector = MAX PEAK Sweep Count = 0 RF Atten (dB) = 20 Trace Mode = VIEW	M1 : 5776.804 MHz : -0.808 dBm M2 : 5798.768 MHz : 5.450 dBm Delta1 : 36.232 MHz : -0.063 dB T1 : 5772.635 MHz : -16.566 dBm T2 : 5818.808 MHz : -14.249 dBm OBW : 46.172 MHz	Measured 6 dB Bandwidth: 36.232 MHz Limit: ≥500.0 kHz Margin: -35.73 MHz

Back to the Matrix

6 dB & 99% BANDWIDTH

Variant: 802.11n HT-40, Channel: 5795.00 MHz, Chain b, Temp: Ambient, Voltage: 3.3 Vdc

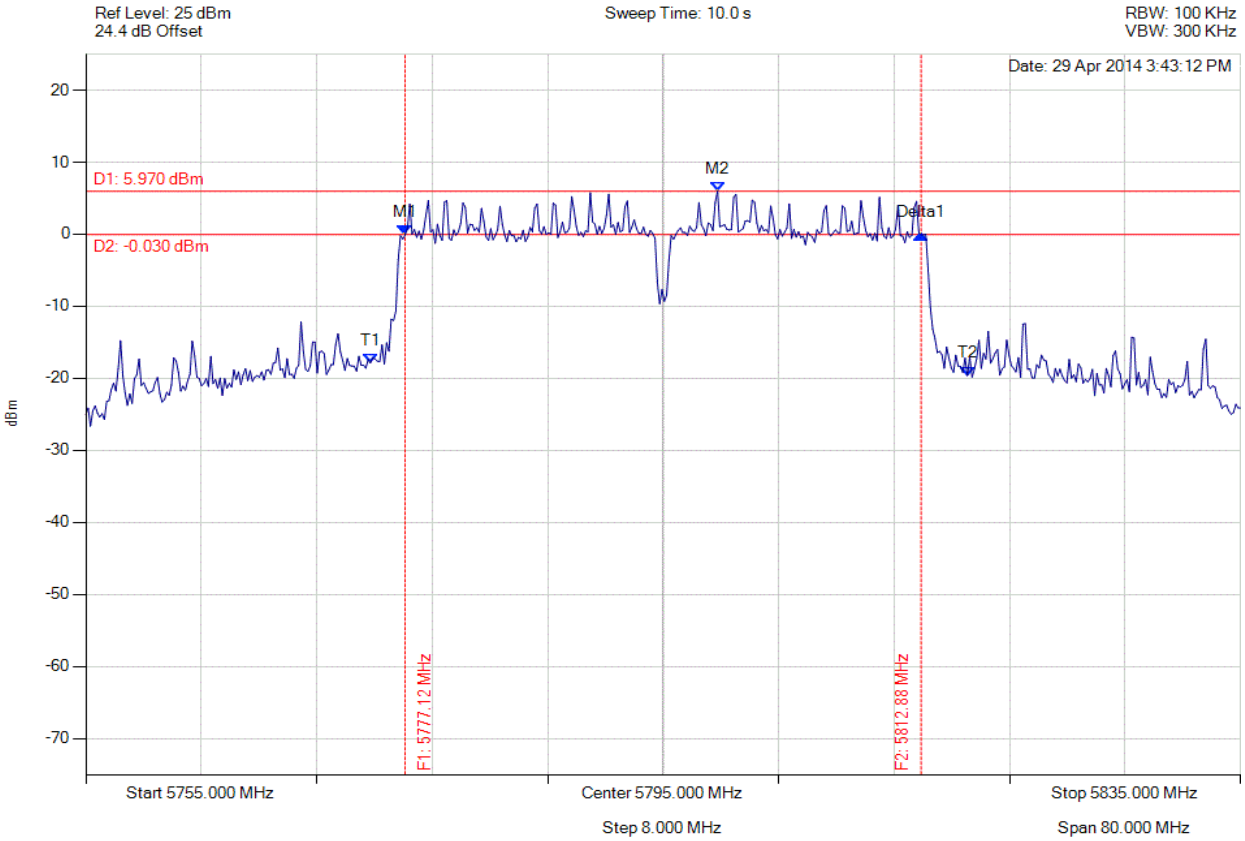

Analyser Setup	Marker : Frequency : Amplitude	Test Results
Detector = MAX PEAK Sweep Count = 0 RF Atten (dB) = 20 Trace Mode = VIEW	M1 : 5777.124 MHz : -0.074 dBm M2 : 5798.768 MHz : 5.970 dBm Delta1 : 35.752 MHz : -0.010 dB T1 : 5774.719 MHz : -17.892 dBm T2 : 5816.082 MHz : -19.633 dBm OBW : 41.363 MHz	Measured 6 dB Bandwidth: 35.752 MHz Limit: ≥500.0 kHz Margin: -35.25 MHz

Back to the Matrix

6 dB & 99% BANDWIDTH

Variant: 802.11n HT-40, Channel: 5795.00 MHz, Chain c, Temp: Ambient, Voltage: 3.3 Vdc

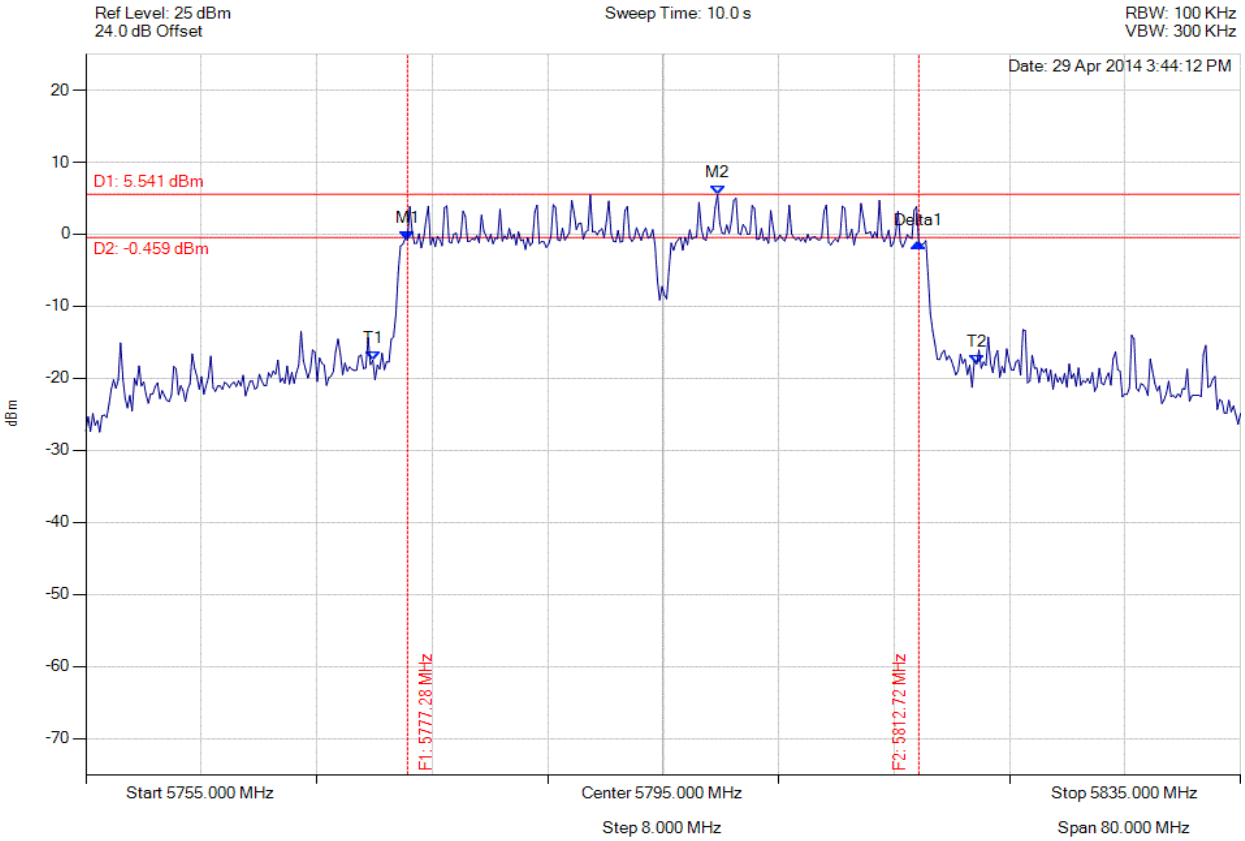

Analyser Setup	Marker : Frequency : Amplitude	Test Results
Detector = MAX PEAK Sweep Count = 0 RF Atten (dB) = 20 Trace Mode = VIEW	M1 : 5777.285 MHz : -0.877 dBm M2 : 5798.768 MHz : 5.541 dBm Delta1 : 35.431 MHz : -0.319 dB T1 : 5774.880 MHz : -17.493 dBm T2 : 5816.723 MHz : -18.034 dBm OBW : 41.844 MHz	Measured 6 dB Bandwidth: 35.431 MHz Limit: ≥500.0 kHz Margin: -34.93 MHz

Back to the Matrix

A.1.3. Conducted Spurious Emissions

CONDUCTED LOW BAND-EDGE EMISSIONS - AVERAGE

Variant: 802.11b, Channel: 2412.00 MHz, Chain a, Temp: Ambient, Voltage: 3.3 Vdc

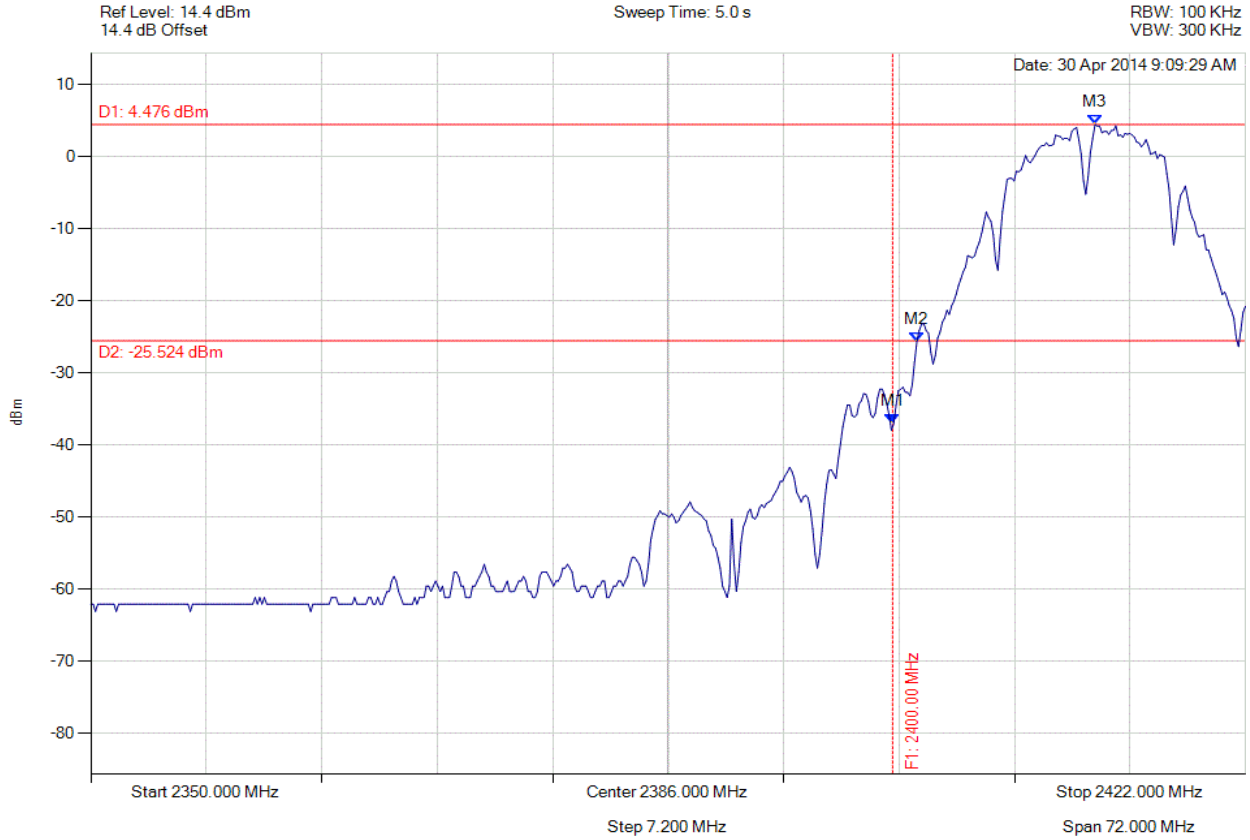

Analyser Setup	Marker : Frequency : Amplitude	Test Results
Detector = AVERAGE Sweep Count = 0 RF Atten (dB) = 20 Trace Mode = VIEW	M1 : 2400.000 MHz : -37.029 dBm M2 : 2401.511 MHz : -25.617 dBm M3 : 2412.621 MHz : 4.476 dBm	Channel Frequency: 2412.00 MHz

Back to the Matrix

CONDUCTED LOW BAND-EDGE EMISSIONS - AVERAGE

Variant: 802.11b, Channel: 2412.00 MHz, Chain b, Temp: Ambient, Voltage: 3.3 Vdc

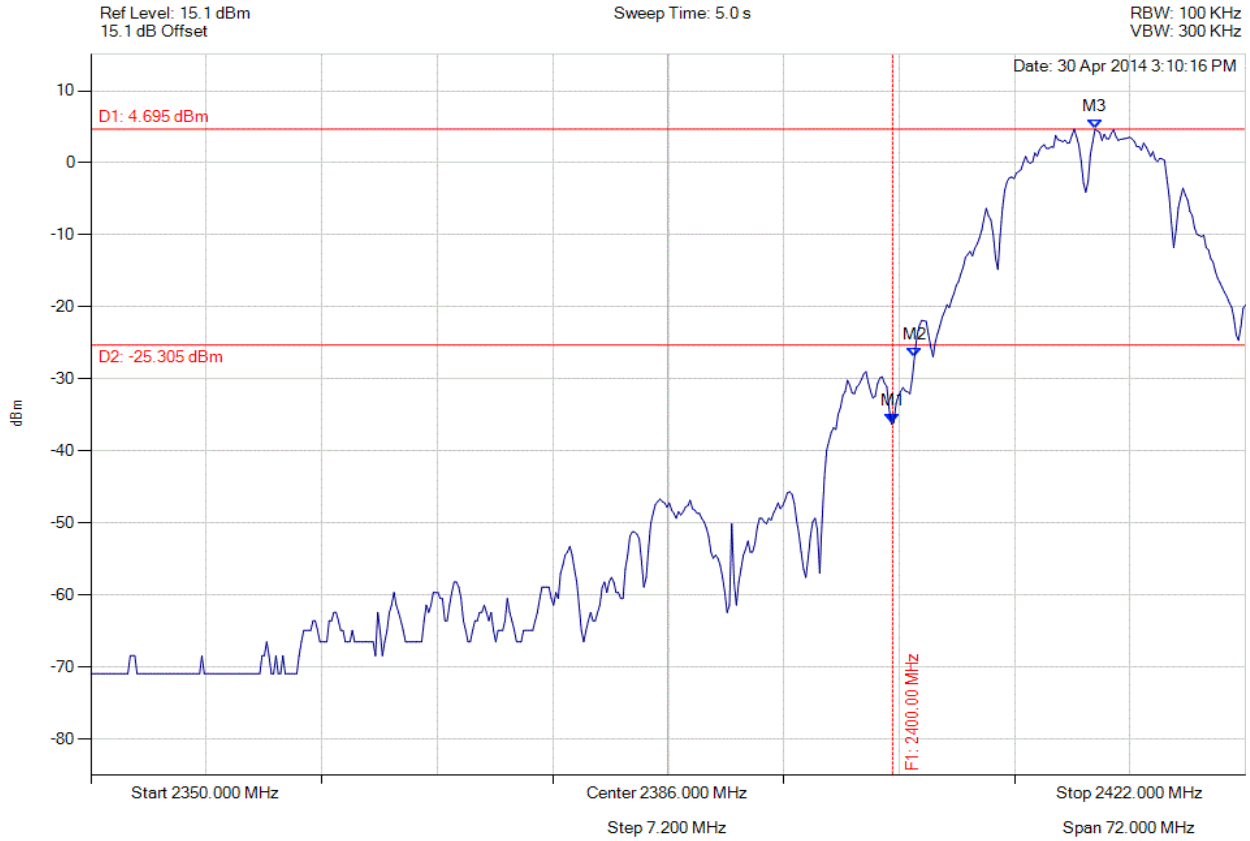

Analyser Setup	Marker : Frequency : Amplitude	Test Results
Detector = AVERAGE Sweep Count = 0 RF Atten (dB) = 10 Trace Mode = VIEW	M1 : 2400.000 MHz : -36.116 dBm M2 : 2401.367 MHz : -26.931 dBm M3 : 2412.621 MHz : 4.695 dBm	Channel Frequency: 2412.00 MHz

Back to the Matrix

CONDUCTED LOW BAND-EDGE EMISSIONS - AVERAGE

Variant: 802.11b, Channel: 2412.00 MHz, Chain c, Temp: Ambient, Voltage: 3.3 Vdc

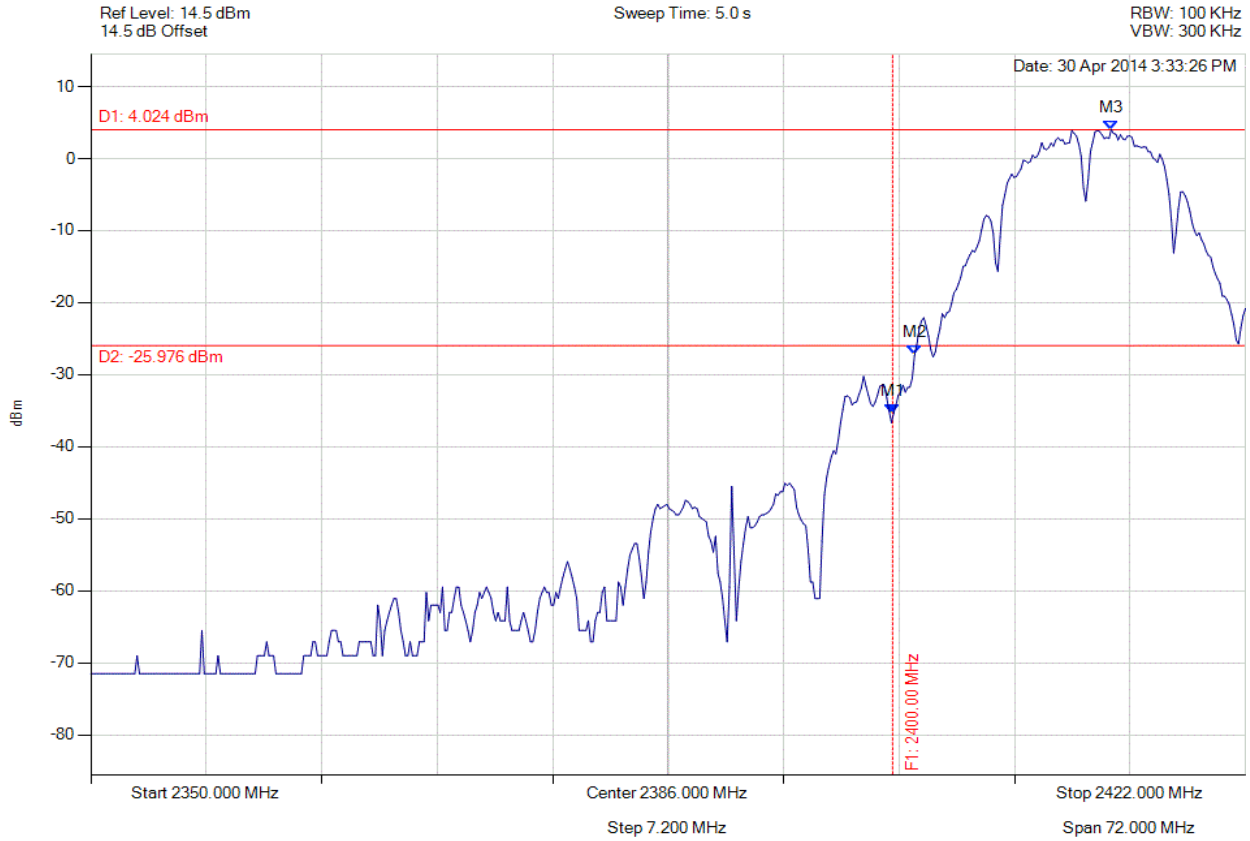

Analyser Setup	Marker : Frequency : Amplitude	Test Results
Detector = AVERAGE Sweep Count = 0 RF Atten (dB) = 10 Trace Mode = VIEW	M1 : 2400.000 MHz : -35.354 dBm M2 : 2401.367 MHz : -27.279 dBm M3 : 2413.631 MHz : 4.024 dBm	Channel Frequency: 2412.00 MHz

Back to the Matrix

CONDUCTED LOW BAND-EDGE EMISSIONS - AVERAGE

Variant: 802.11g, Channel: 2412.00 MHz, Chain a, Temp: Ambient, Voltage: 3.3 Vdc

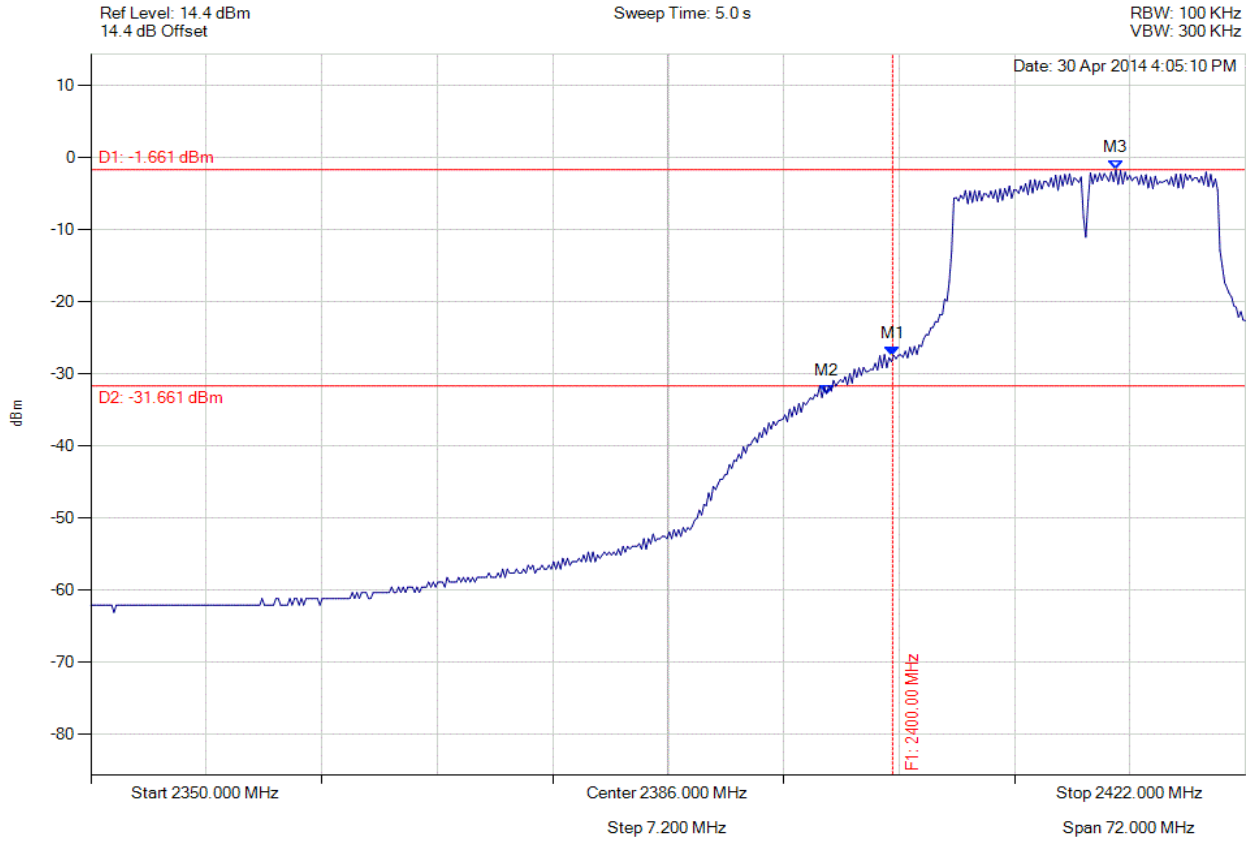

Analyser Setup	Marker : Frequency : Amplitude	Test Results
Detector = AVERAGE Sweep Count = 0 RF Atten (dB) = 20 Trace Mode = VIEW	M1 : 2400.000 MHz : -27.415 dBm M2 : 2395.884 MHz : -32.733 dBm M3 : 2413.920 MHz : -1.661 dBm	Channel Frequency: 2412.00 MHz

Back to the Matrix

CONDUCTED LOW BAND-EDGE EMISSIONS - AVERAGE

Variant: 802.11g, Channel: 2412.00 MHz, Chain a, Temp: Ambient, Voltage: 3.3 Vdc

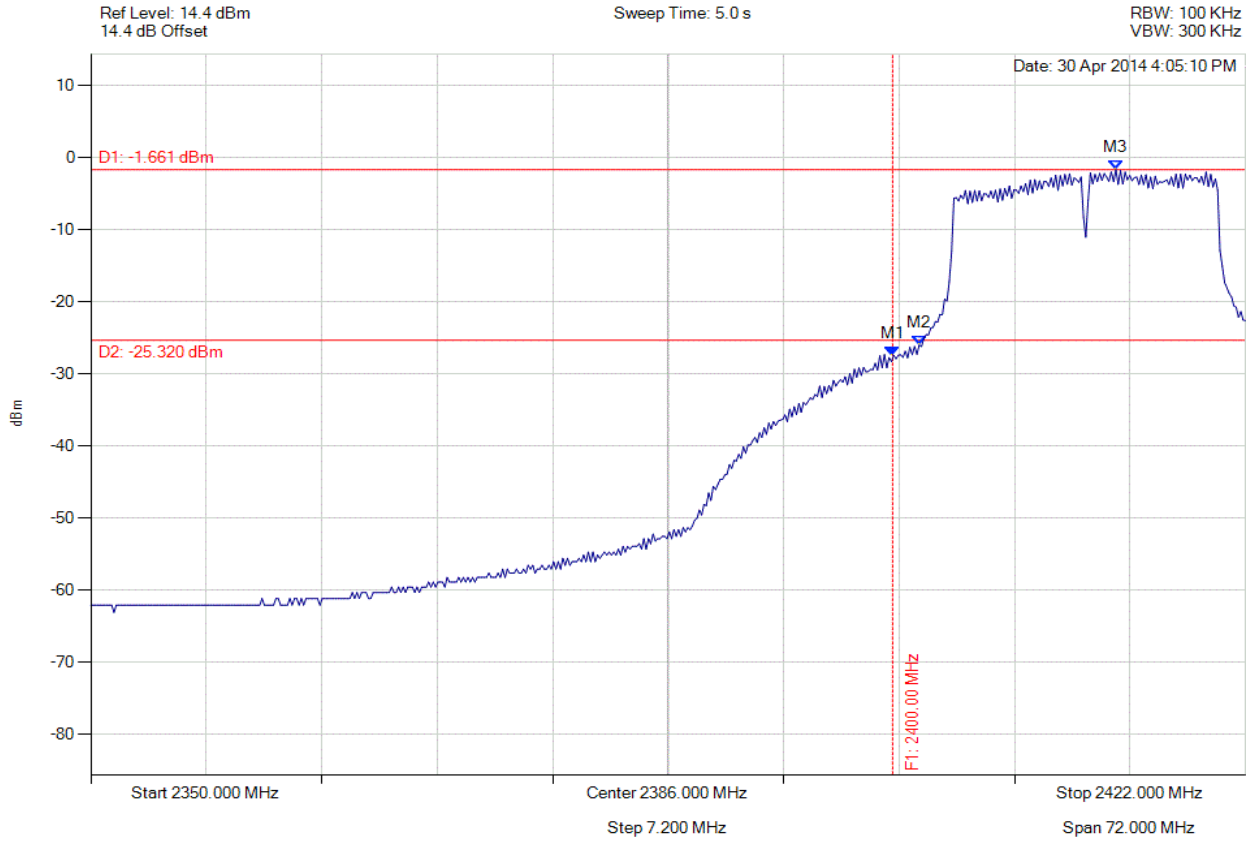

Analyser Setup	Marker : Frequency : Amplitude	Test Results
Detector = AVERAGE Sweep Count = 0 RF Atten (dB) = 20 Trace Mode = VIEW	M1 : 2400.000 MHz : -27.415 dBm M2 : 2401.655 MHz : -25.987 dBm M3 : 2413.920 MHz : -1.661 dBm	Channel Frequency: 2412.00 MHz

Back to the Matrix

CONDUCTED LOW BAND-EDGE EMISSIONS - AVERAGE

Variant: 802.11g, Channel: 2412.00 MHz, Chain b, Temp: Ambient, Voltage: 3.3 Vdc

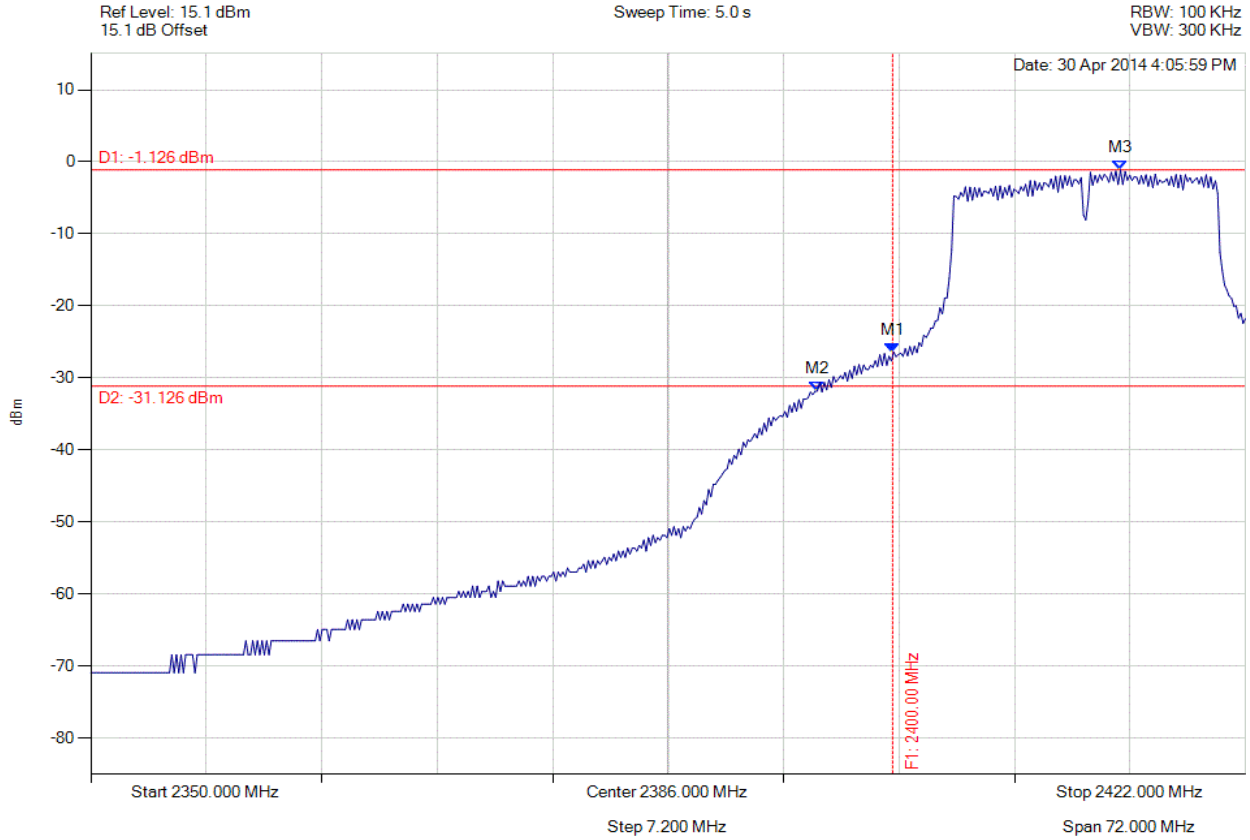

Analyser Setup	Marker : Frequency : Amplitude	Test Results
Detector = AVERAGE Sweep Count = 0 RF Atten (dB) = 10 Trace Mode = VIEW	M1 : 2400.000 MHz : -26.400 dBm M2 : 2395.307 MHz : -31.806 dBm M3 : 2414.208 MHz : -1.126 dBm	Channel Frequency: 2412.00 MHz

Back to the Matrix

CONDUCTED LOW BAND-EDGE EMISSIONS - AVERAGE

Variant: 802.11g, Channel: 2412.00 MHz, Chain b, Temp: Ambient, Voltage: 3.3 Vdc

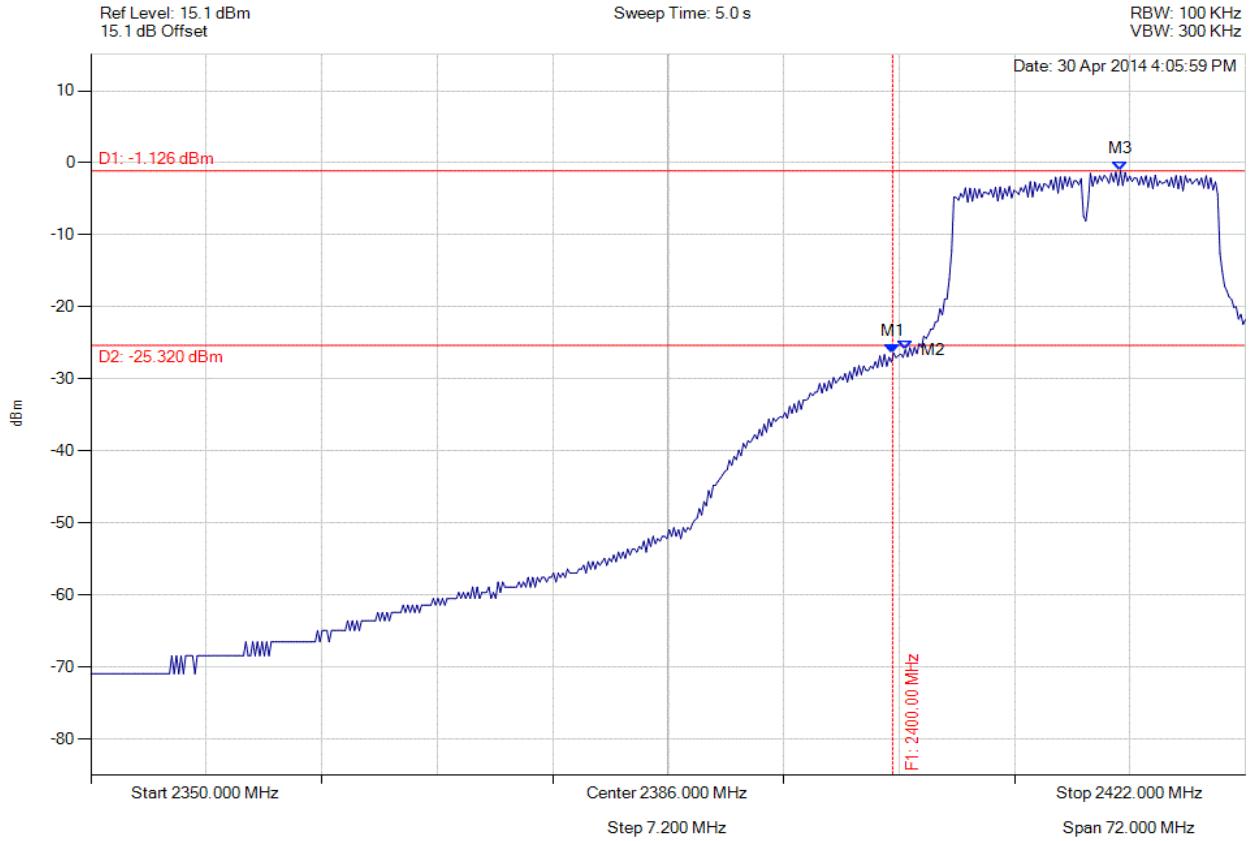

Analyser Setup	Marker : Frequency : Amplitude	Test Results
Detector = AVERAGE Sweep Count = 0 RF Atten (dB) = 10 Trace Mode = VIEW	M1 : 2400.000 MHz : -26.400 dBm M2 : 2400.790 MHz : -25.931 dBm M3 : 2414.208 MHz : -1.126 dBm	Channel Frequency: 2412.00 MHz

Back to the Matrix

CONDUCTED LOW BAND-EDGE EMISSIONS - AVERAGE

Variant: 802.11g, Channel: 2412.00 MHz, Chain c, Temp: Ambient, Voltage: 3.3 Vdc

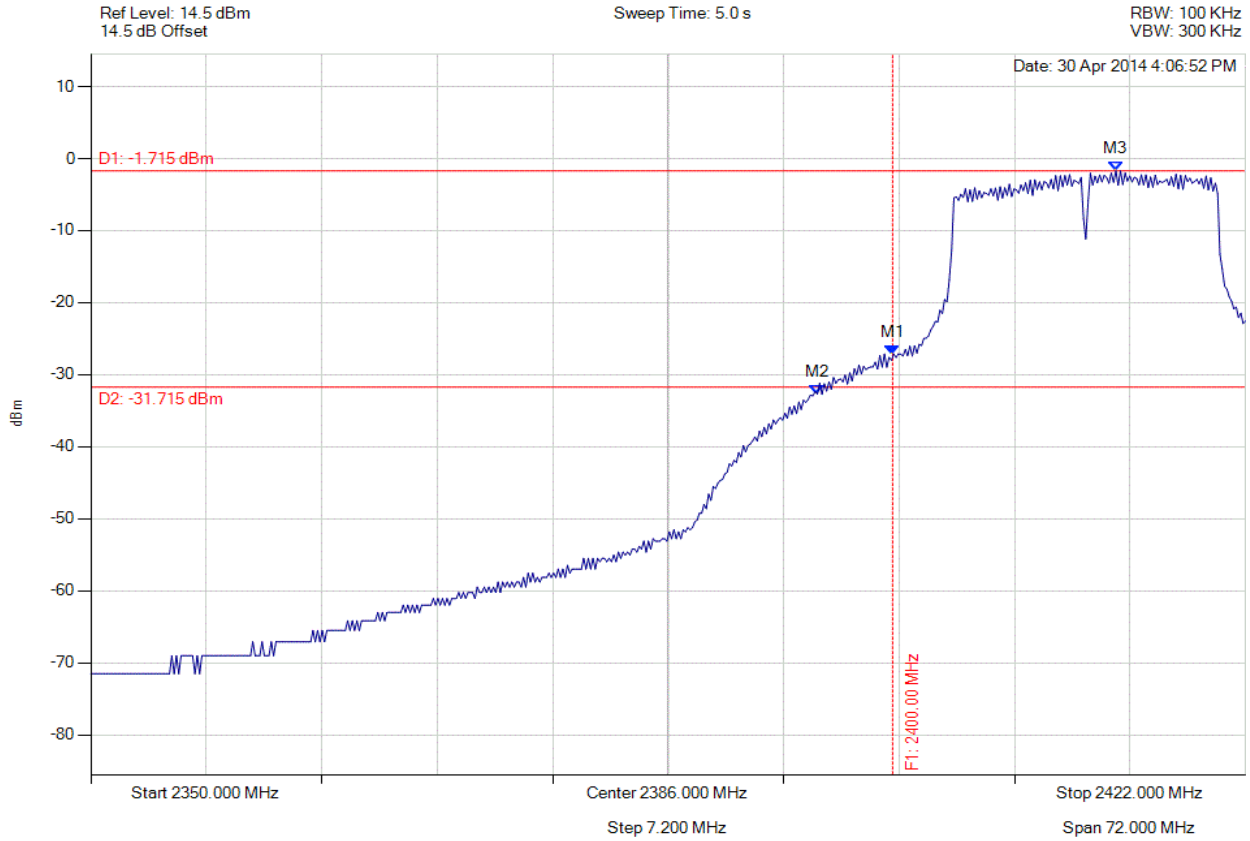

Analyser Setup	Marker : Frequency : Amplitude	Test Results
Detector = AVERAGE Sweep Count = 0 RF Atten (dB) = 10 Trace Mode = VIEW	M1 : 2400.000 MHz : -27.138 dBm M2 : 2395.307 MHz : -32.699 dBm M3 : 2413.920 MHz : -1.715 dBm	Channel Frequency: 2412.00 MHz

Back to the Matrix

CONDUCTED LOW BAND-EDGE EMISSIONS - AVERAGE

Variant: 802.11g, Channel: 2412.00 MHz, Chain c, Temp: Ambient, Voltage: 3.3 Vdc

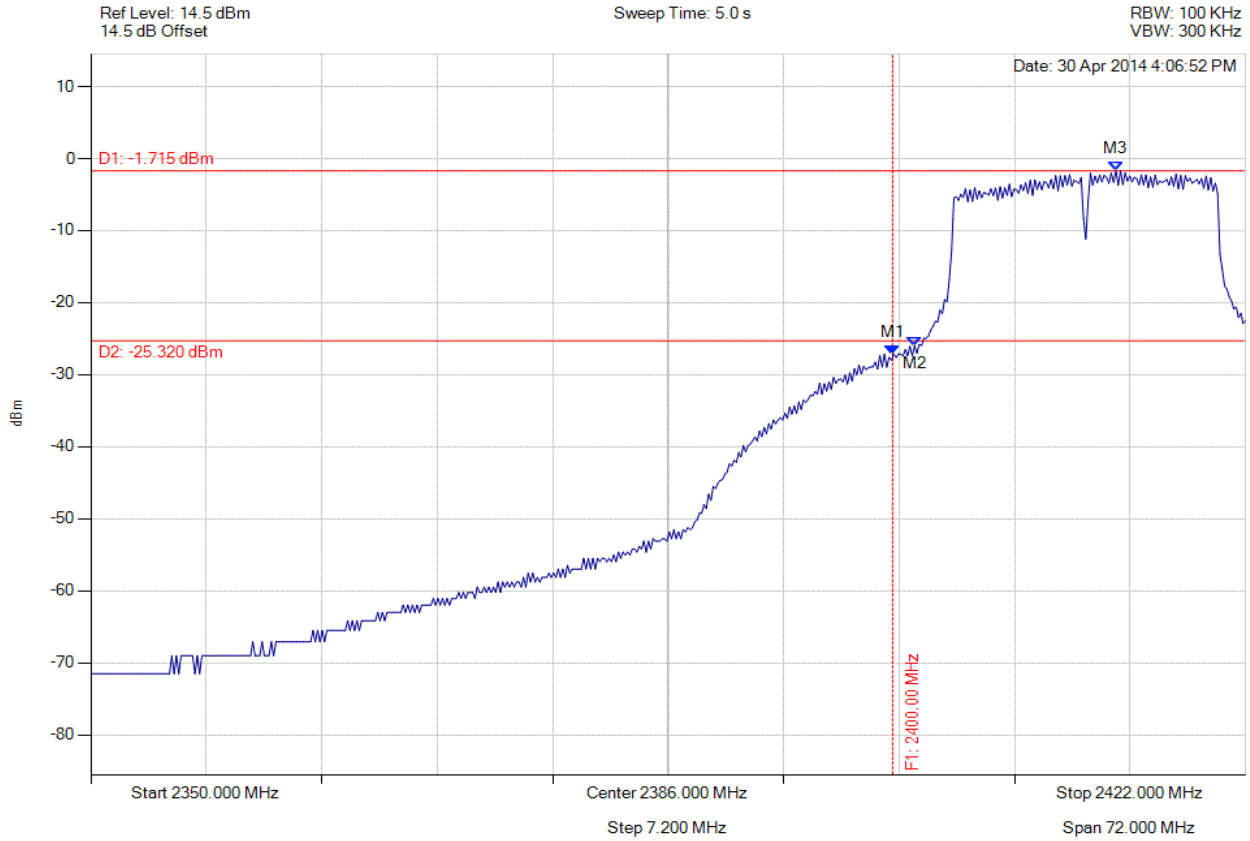

Analyser Setup	Marker : Frequency : Amplitude	Test Results
Detector = AVERAGE Sweep Count = 0 RF Atten (dB) = 10 Trace Mode = VIEW	M1 : 2400.000 MHz : -27.138 dBm M2 : 2401.367 MHz : -25.994 dBm M3 : 2413.920 MHz : -1.715 dBm	Channel Frequency: 2412.00 MHz

Back to the Matrix

CONDUCTED LOW BAND-EDGE EMISSIONS - AVERAGE

Variant: 802.11n HT-20, Channel: 2412.00 MHz, Chain a, Temp: Ambient, Voltage: 3.3 Vdc

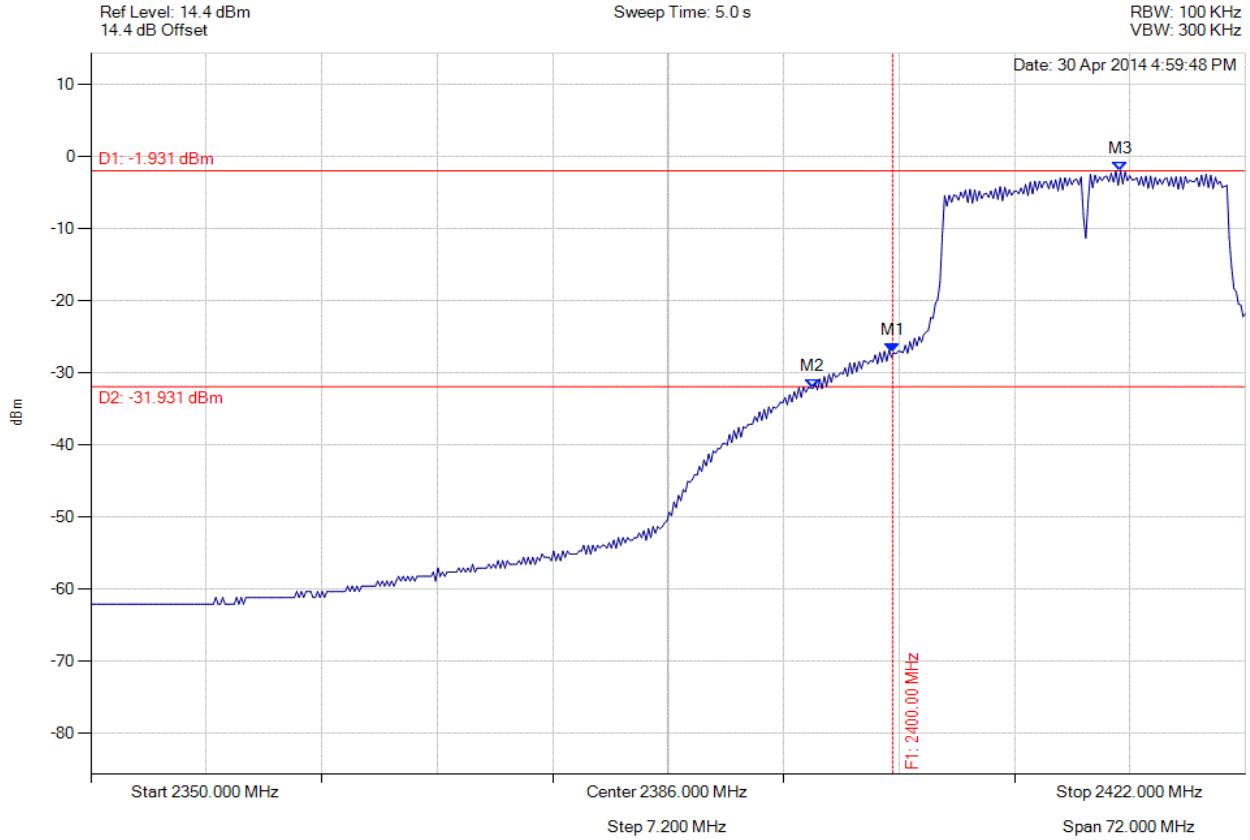

Analyser Setup	Marker : Frequency : Amplitude	Test Results
Detector = AVERAGE Sweep Count = 0 RF Atten (dB) = 20 Trace Mode = VIEW	M1 : 2400.000 MHz : -27.203 dBm M2 : 2395.018 MHz : -32.160 dBm M3 : 2414.208 MHz : -1.931 dBm	Channel Frequency: 2412.00 MHz

Back to the Matrix

CONDUCTED LOW BAND-EDGE EMISSIONS - AVERAGE

Variant: 802.11n HT-20, Channel: 2412.00 MHz, Chain a, Temp: Ambient, Voltage: 3.3 Vdc

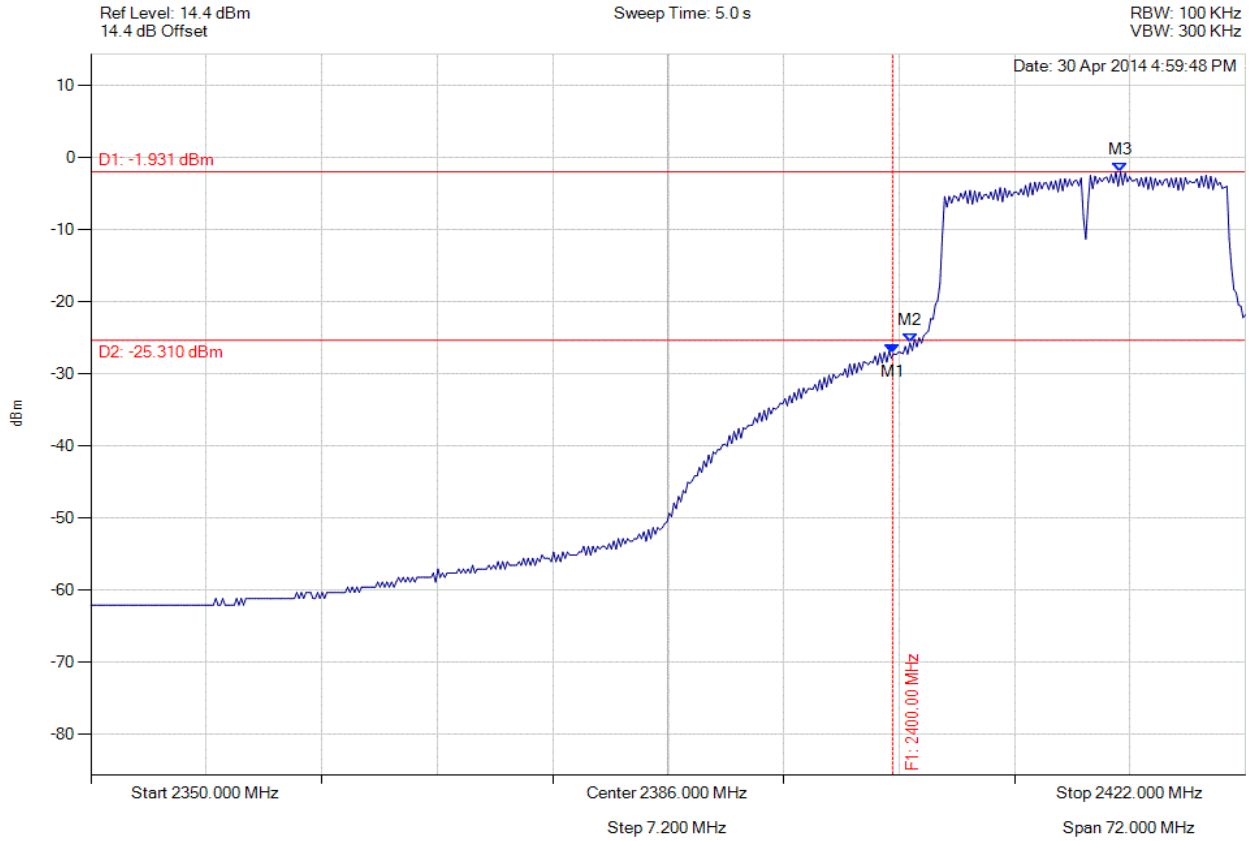

Analyser Setup	Marker : Frequency : Amplitude	Test Results
Detector = AVERAGE Sweep Count = 0 RF Atten (dB) = 20 Trace Mode = VIEW	M1 : 2400.000 MHz : -27.203 dBm M2 : 2401.078 MHz : -25.690 dBm M3 : 2414.208 MHz : -1.931 dBm	Channel Frequency: 2412.00 MHz

Back to the Matrix

CONDUCTED LOW BAND-EDGE EMISSIONS - AVERAGE

Variant: 802.11n HT-20, Channel: 2412.00 MHz, Chain b, Temp: Ambient, Voltage: 3.3 Vdc

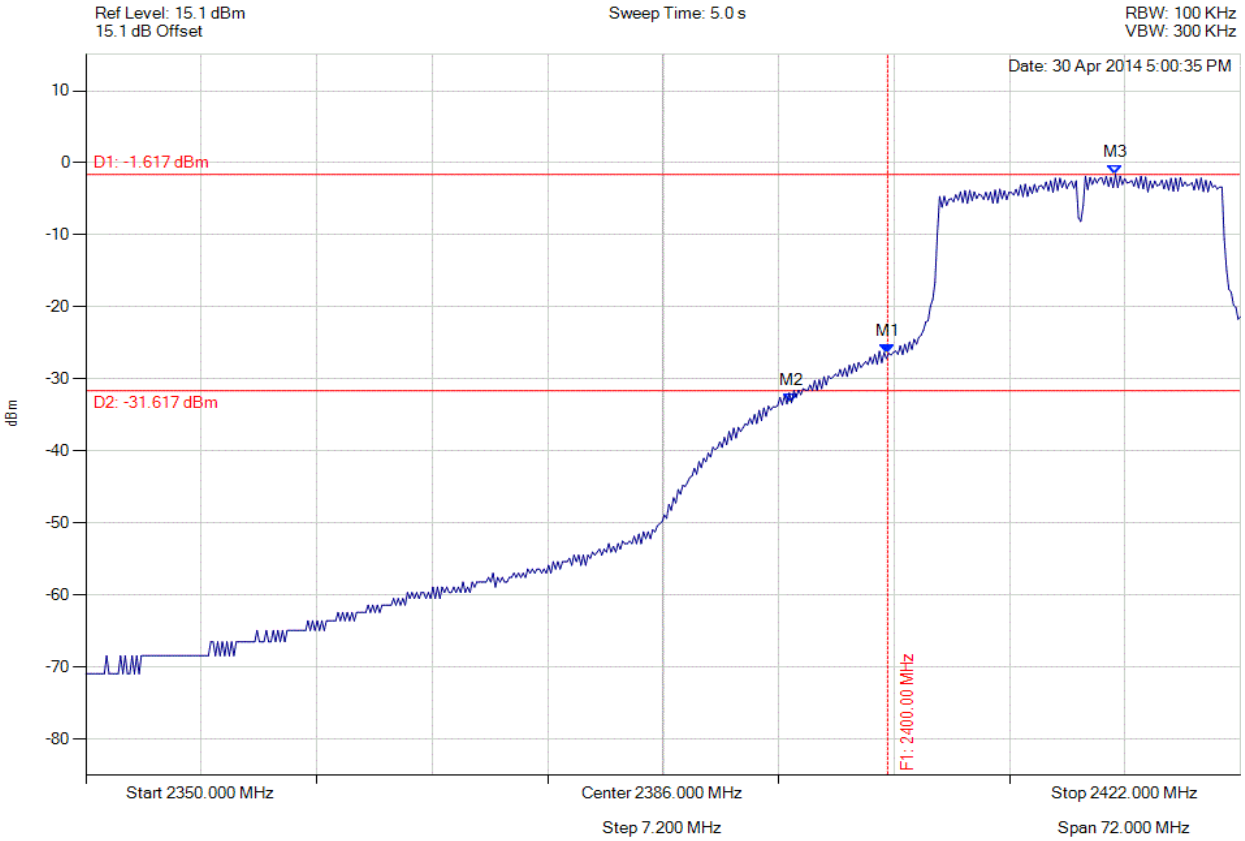

Analyser Setup	Marker : Frequency : Amplitude	Test Results
Detector = AVERAGE Sweep Count = 0 RF Atten (dB) = 10 Trace Mode = VIEW	M1 : 2400.000 MHz : -26.434 dBm M2 : 2394.008 MHz : -33.307 dBm M3 : 2414.208 MHz : -1.617 dBm	Channel Frequency: 2412.00 MHz

Back to the Matrix

CONDUCTED LOW BAND-EDGE EMISSIONS - AVERAGE

Variant: 802.11n HT-20, Channel: 2412.00 MHz, Chain b, Temp: Ambient, Voltage: 3.3 Vdc

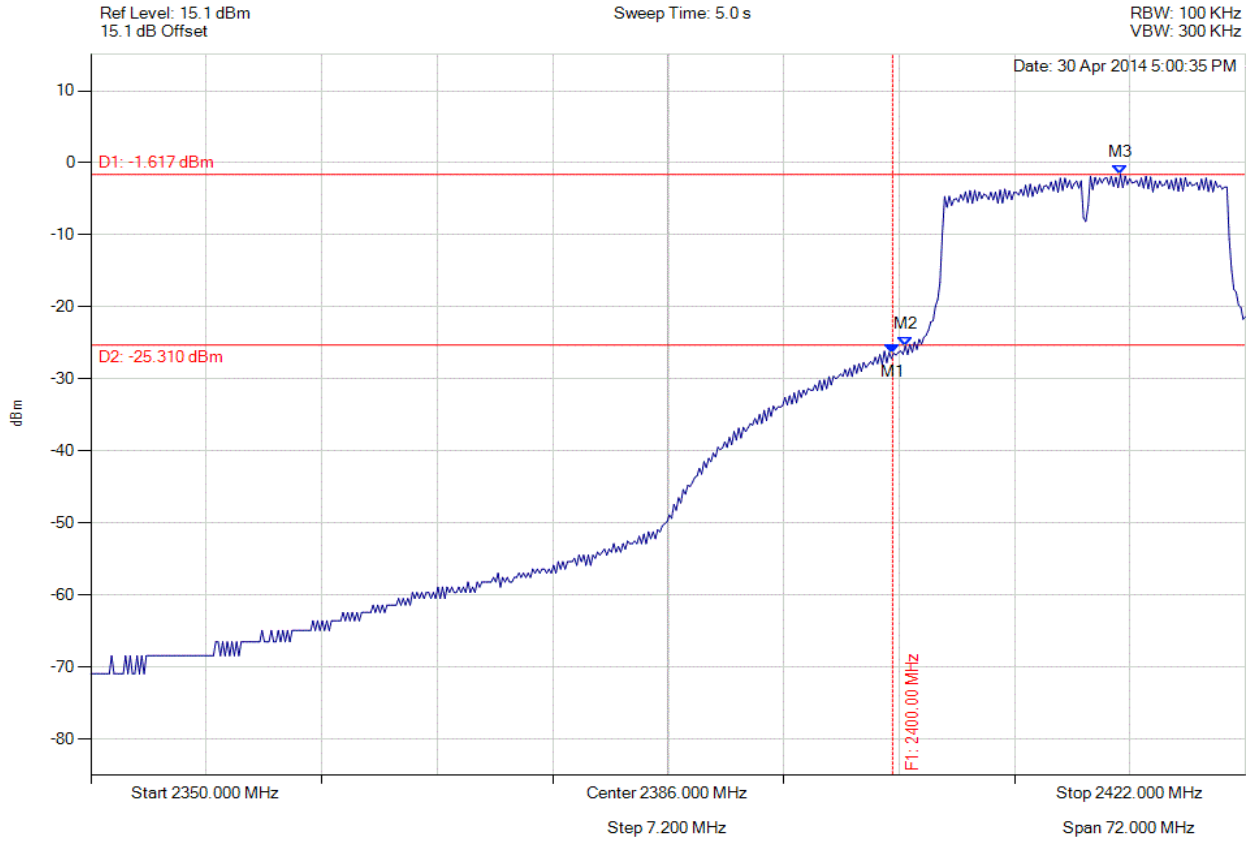

Analyser Setup	Marker : Frequency : Amplitude	Test Results
Detector = AVERAGE Sweep Count = 0 RF Atten (dB) = 10 Trace Mode = VIEW	M1 : 2400.000 MHz : -26.434 dBm M2 : 2400.790 MHz : -25.394 dBm M3 : 2414.208 MHz : -1.617 dBm	Channel Frequency: 2412.00 MHz

Back to the Matrix

CONDUCTED LOW BAND-EDGE EMISSIONS - AVERAGE

Variant: 802.11n HT-20, Channel: 2412.00 MHz, Chain c, Temp: Ambient, Voltage: 3.3 Vdc

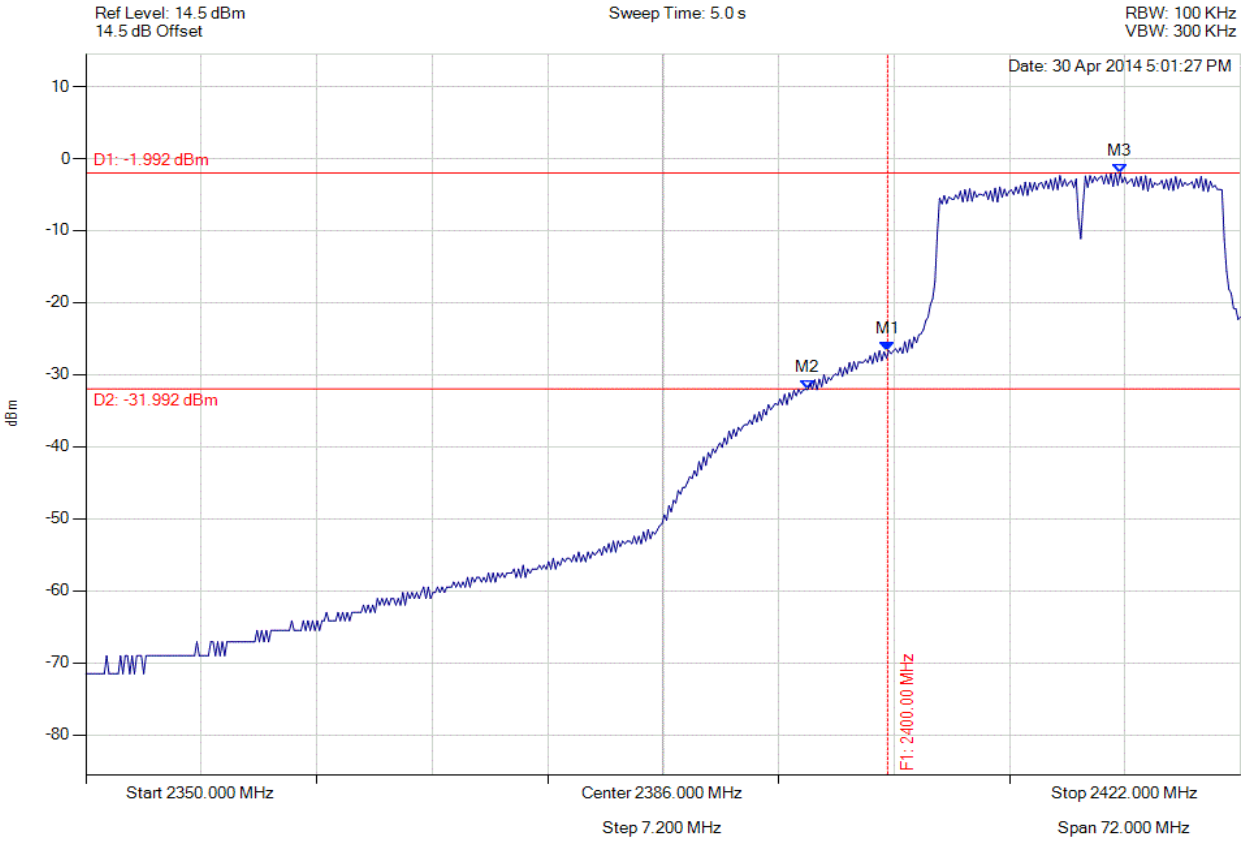

Analyser Setup	Marker : Frequency : Amplitude	Test Results
Detector = AVERAGE Sweep Count = 0 RF Atten (dB) = 10 Trace Mode = VIEW	M1 : 2400.000 MHz : -26.662 dBm M2 : 2395.018 MHz : -32.091 dBm M3 : 2414.497 MHz : -1.992 dBm	Channel Frequency: 2412.00 MHz

Back to the Matrix

CONDUCTED LOW BAND-EDGE EMISSIONS - AVERAGE

Variant: 802.11n HT-20, Channel: 2412.00 MHz, Chain c, Temp: Ambient, Voltage: 3.3 Vdc

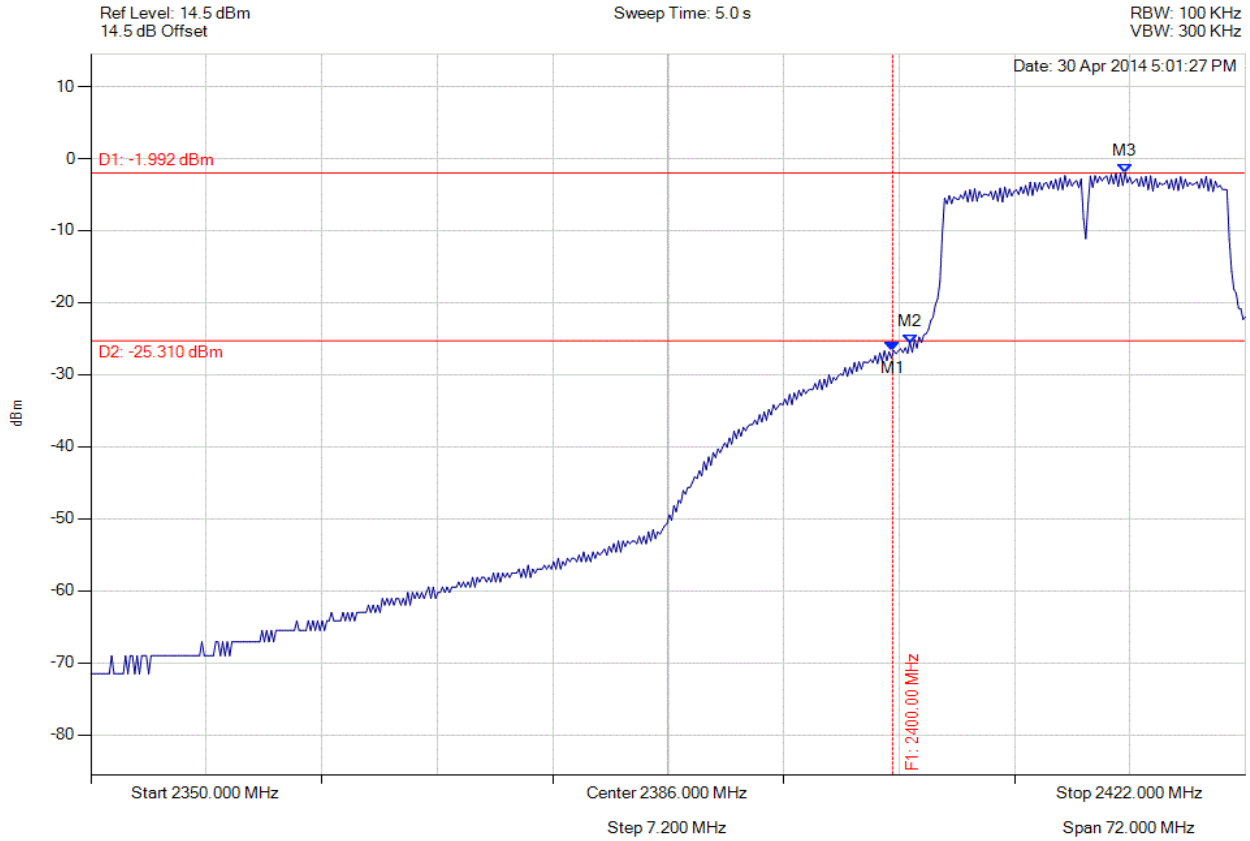

Analyser Setup	Marker : Frequency : Amplitude	Test Results
Detector = AVERAGE Sweep Count = 0 RF Atten (dB) = 10 Trace Mode = VIEW	M1 : 2400.000 MHz : -26.662 dBm M2 : 2401.078 MHz : -25.690 dBm M3 : 2414.497 MHz : -1.992 dBm	Channel Frequency: 2412.00 MHz

Back to the Matrix

CONDUCTED LOW BAND-EDGE EMISSIONS - AVERAGE

Variant: 802.11n HT-40, Channel: 2422.00 MHz, Chain a, Temp: Ambient, Voltage: 3.3 Vdc

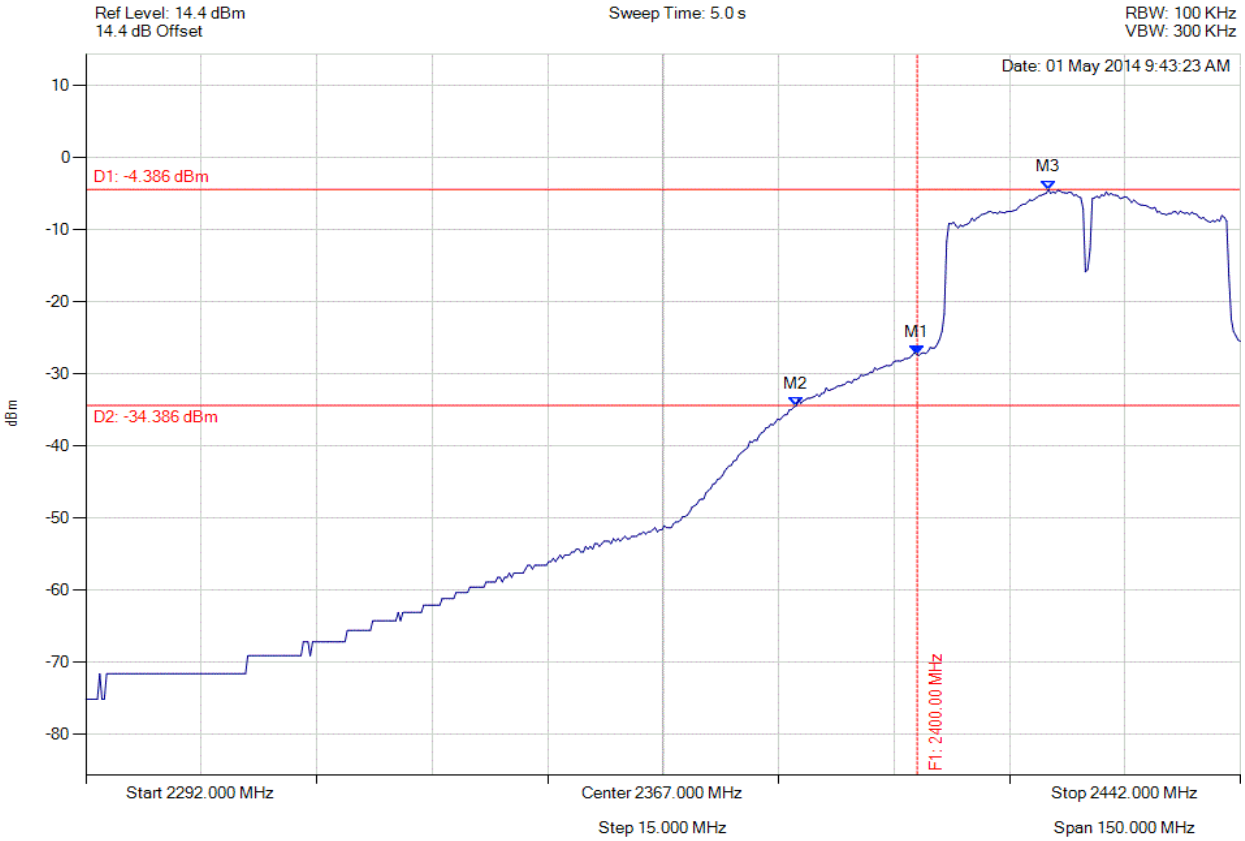

Analyser Setup	Marker : Frequency : Amplitude	Test Results
Detector = AVERAGE Sweep Count = 0 RF Atten (dB) = 10 Trace Mode = VIEW	M1 : 2400.000 MHz : -27.238 dBm M2 : 2384.285 MHz : -34.436 dBm M3 : 2417.050 MHz : -4.386 dBm	Channel Frequency: 2422.00 MHz

Back to the Matrix

CONDUCTED LOW BAND-EDGE EMISSIONS - AVERAGE

Variant: 802.11n HT-40, Channel: 2422.00 MHz, Chain a, Temp: Ambient, Voltage: 3.3 Vdc

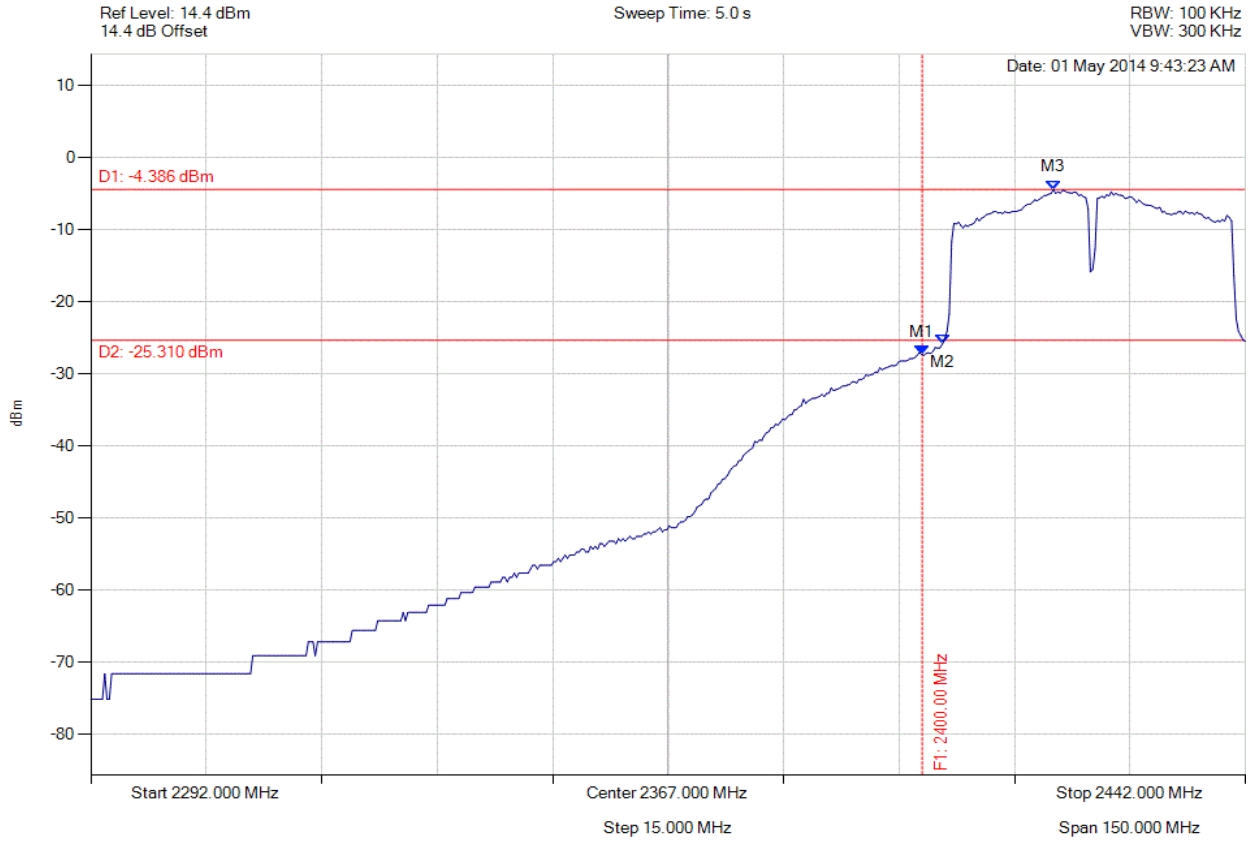

Analyser Setup	Marker : Frequency : Amplitude	Test Results
Detector = AVERAGE Sweep Count = 0 RF Atten (dB) = 10 Trace Mode = VIEW	M1 : 2400.000 MHz : -27.238 dBm M2 : 2402.621 MHz : -25.837 dBm M3 : 2417.050 MHz : -4.386 dBm	Channel Frequency: 2422.00 MHz

Back to the Matrix

CONDUCTED LOW BAND-EDGE EMISSIONS - AVERAGE

Variant: 802.11n HT-40, Channel: 2422.00 MHz, Chain b, Temp: Ambient, Voltage: 3.3 Vdc

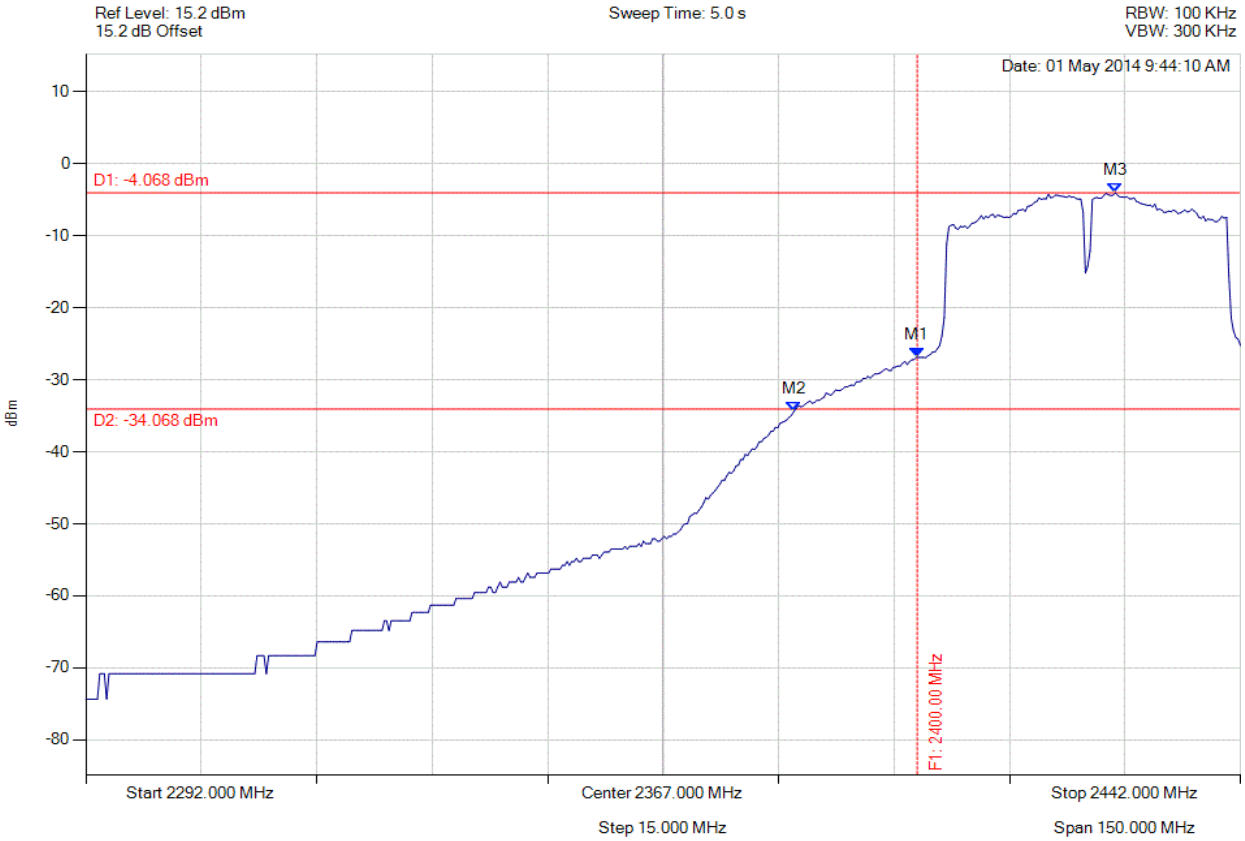

Analyser Setup	Marker : Frequency : Amplitude	Test Results
Detector = AVERAGE Sweep Count = 0 RF Atten (dB) = 10 Trace Mode = VIEW	M1 : 2400.000 MHz : -26.868 dBm M2 : 2383.984 MHz : -34.388 dBm M3 : 2425.768 MHz : -4.068 dBm	Channel Frequency: 2422.00 MHz

Back to the Matrix

CONDUCTED LOW BAND-EDGE EMISSIONS - AVERAGE

Variant: 802.11n HT-40, Channel: 2422.00 MHz, Chain b, Temp: Ambient, Voltage: 3.3 Vdc

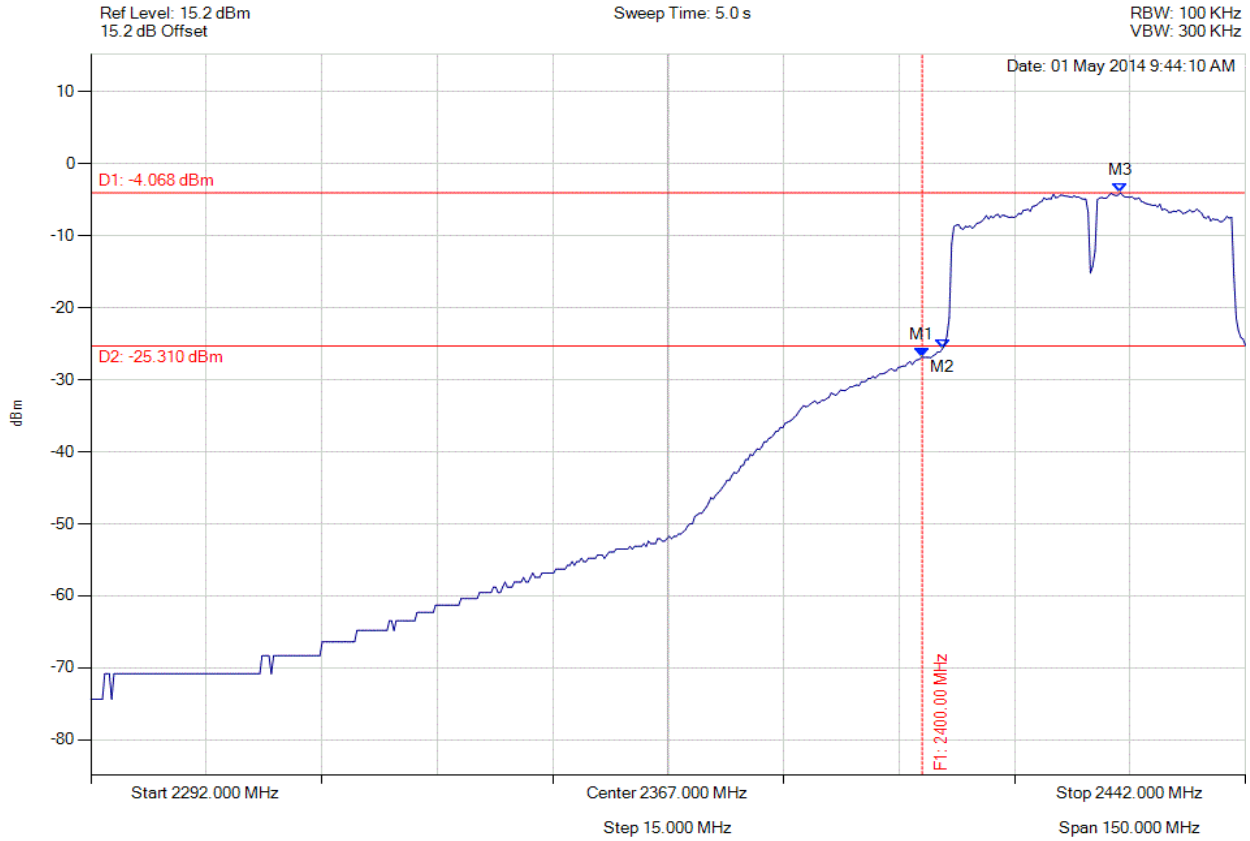

Analyser Setup	Marker : Frequency : Amplitude	Test Results
Detector = AVERAGE Sweep Count = 0 RF Atten (dB) = 10 Trace Mode = VIEW	M1 : 2400.000 MHz : -26.868 dBm M2 : 2402.621 MHz : -25.717 dBm M3 : 2425.768 MHz : -4.068 dBm	Channel Frequency: 2422.00 MHz

Back to the Matrix

CONDUCTED LOW BAND-EDGE EMISSIONS - AVERAGE

Variant: 802.11n HT-40, Channel: 2422.00 MHz, Chain c, Temp: Ambient, Voltage: 3.3 Vdc

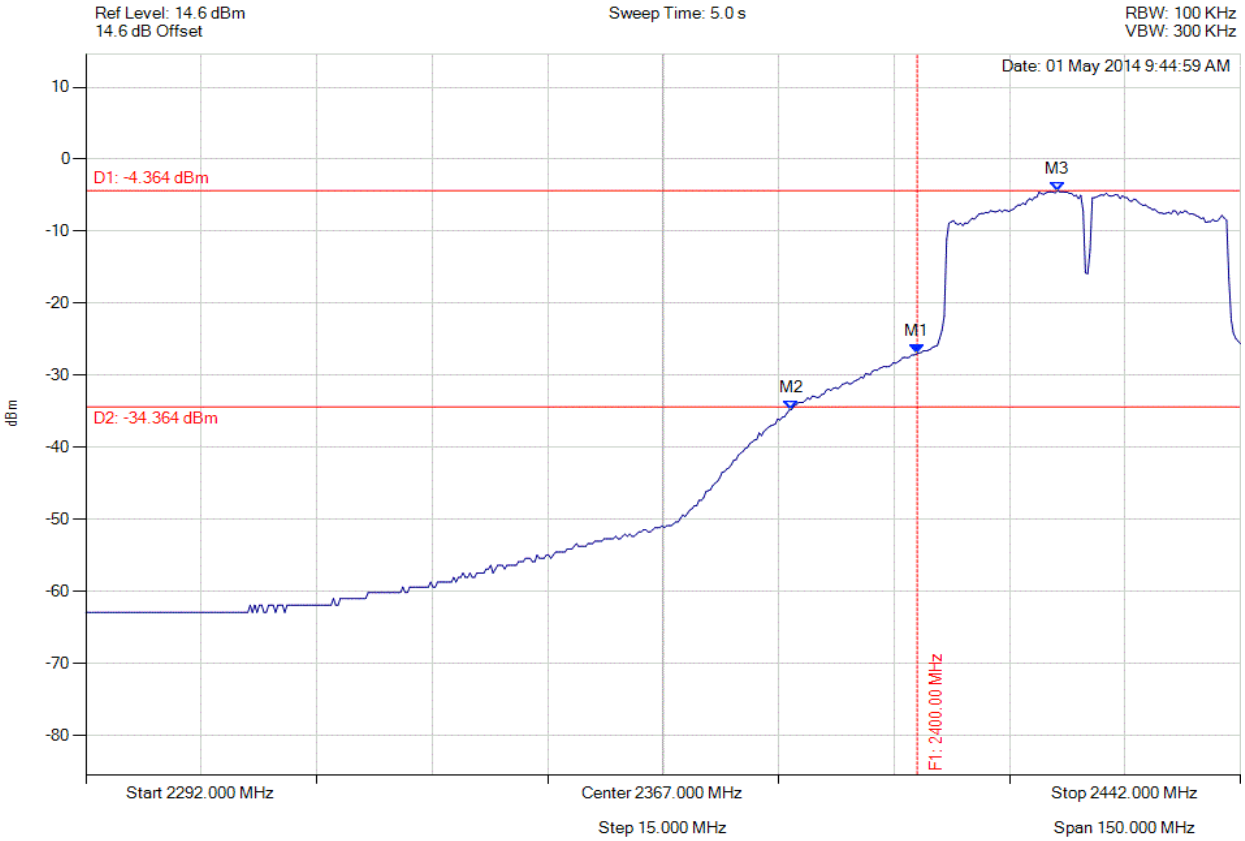

Analyser Setup	Marker : Frequency : Amplitude	Test Results
Detector = AVERAGE Sweep Count = 0 RF Atten (dB) = 20 Trace Mode = VIEW	M1 : 2400.000 MHz : -27.021 dBm M2 : 2383.683 MHz : -34.730 dBm M3 : 2418.253 MHz : -4.364 dBm	Channel Frequency: 2422.00 MHz

Back to the Matrix

CONDUCTED LOW BAND-EDGE EMISSIONS - AVERAGE

Variant: 802.11n HT-40, Channel: 2422.00 MHz, Chain c, Temp: Ambient, Voltage: 3.3 Vdc

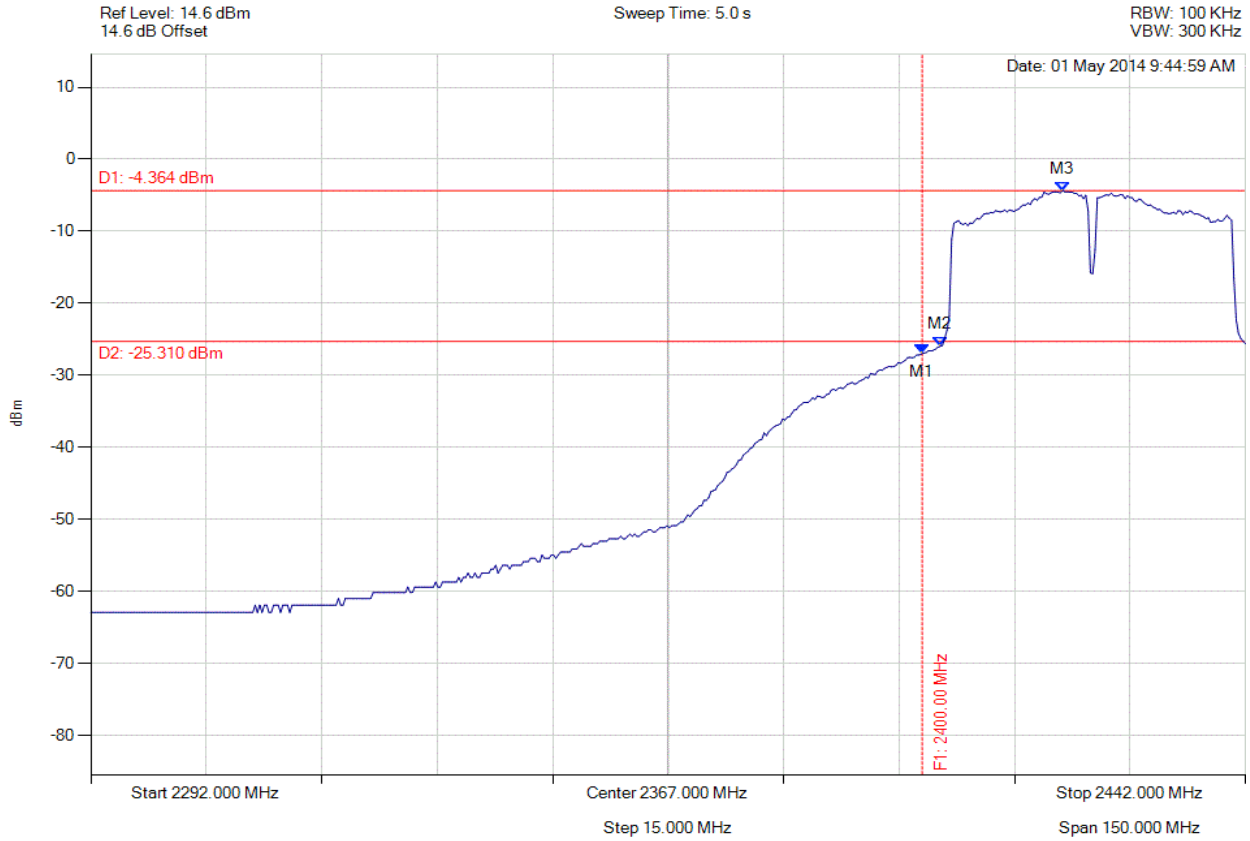

Analyser Setup	Marker : Frequency : Amplitude	Test Results
Detector = AVERAGE Sweep Count = 0 RF Atten (dB) = 20 Trace Mode = VIEW	M1 : 2400.000 MHz : -27.021 dBm M2 : 2402.321 MHz : -25.971 dBm M3 : 2418.253 MHz : -4.364 dBm	Channel Frequency: 2422.00 MHz

Back to the Matrix

CONDUCTED LOW BAND-EDGE EMISSIONS - AVERAGE

Variant: 802.11a, Channel: 5745.00 MHz, Chain a, Temp: Ambient, Voltage: 3.3 Vdc

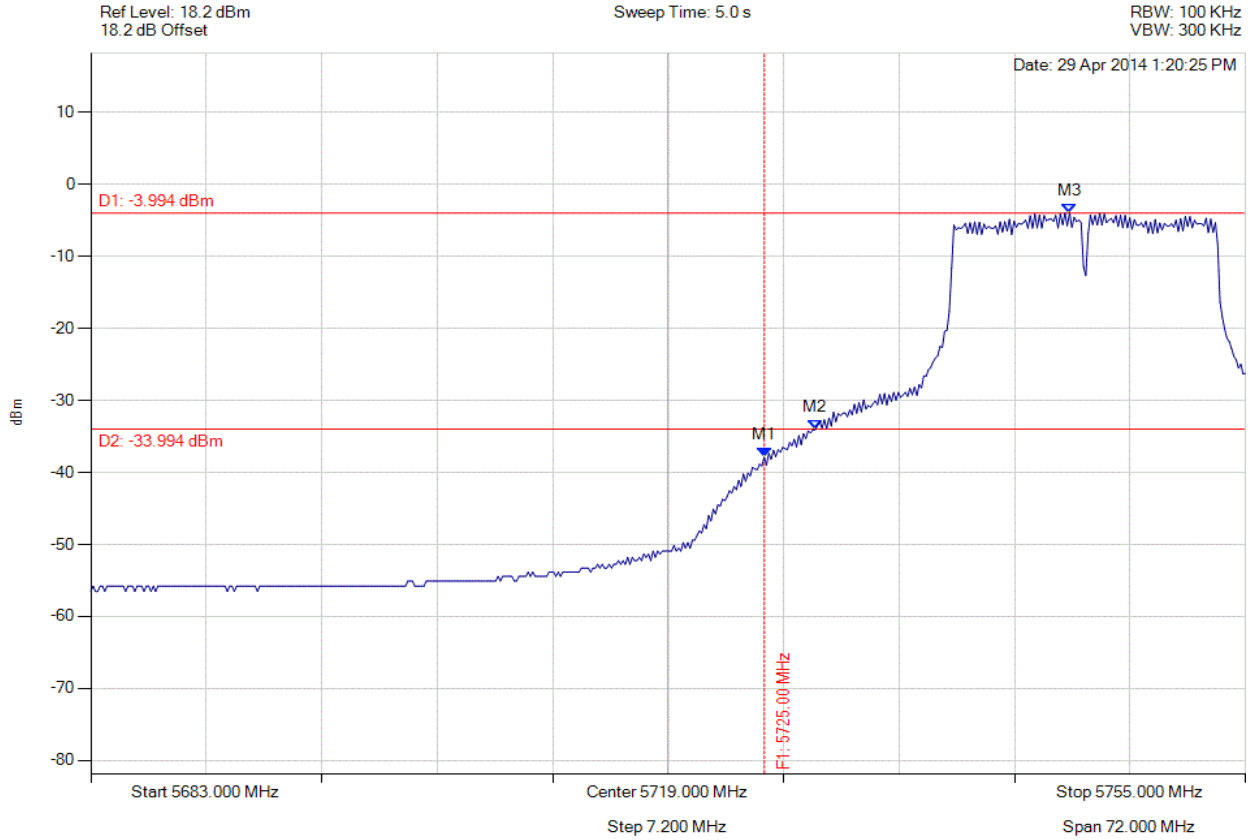

Analyser Setup	Marker : Frequency : Amplitude	Test Results
Detector = AVERAGE Sweep Count = 0 RF Atten (dB) = 20 Trace Mode = VIEW	M1 : 5725.000 MHz : -37.903 dBm M2 : 5728.162 MHz : -34.078 dBm M3 : 5744.034 MHz : -3.994 dBm	Channel Frequency: 5745.00 MHz

Back to the Matrix

CONDUCTED LOW BAND-EDGE EMISSIONS - AVERAGE

Variant: 802.11a, Channel: 5745.00 MHz, Chain b, Temp: Ambient, Voltage: 3.3 Vdc

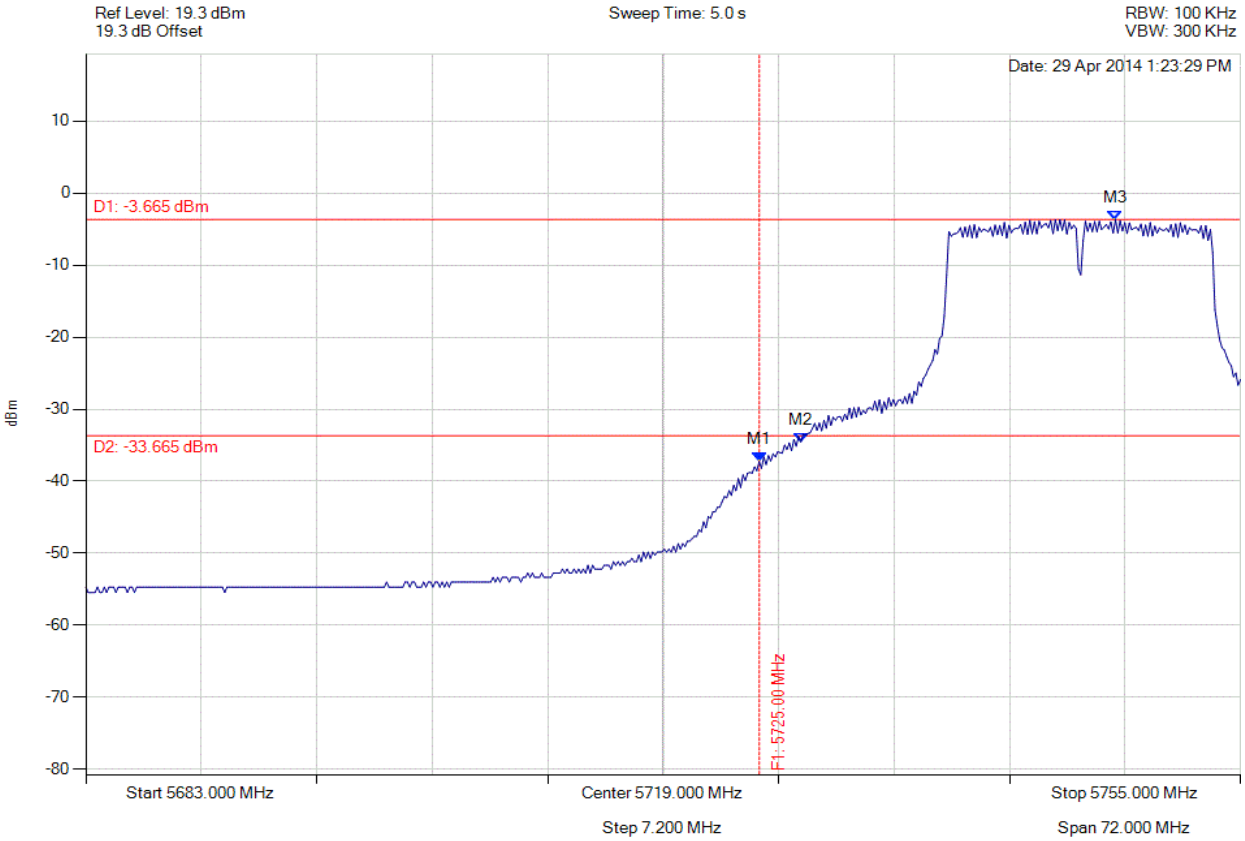

Analyser Setup	Marker : Frequency : Amplitude	Test Results
Detector = AVERAGE Sweep Count = 0 RF Atten (dB) = 20 Trace Mode = VIEW	M1 : 5725.000 MHz : -37.278 dBm M2 : 5727.585 MHz : -34.538 dBm M3 : 5747.208 MHz : -3.665 dBm	Channel Frequency: 5745.00 MHz

Back to the Matrix

CONDUCTED LOW BAND-EDGE EMISSIONS - AVERAGE

Variant: 802.11a, Channel: 5745.00 MHz, Chain c, Temp: Ambient, Voltage: 3.3 Vdc

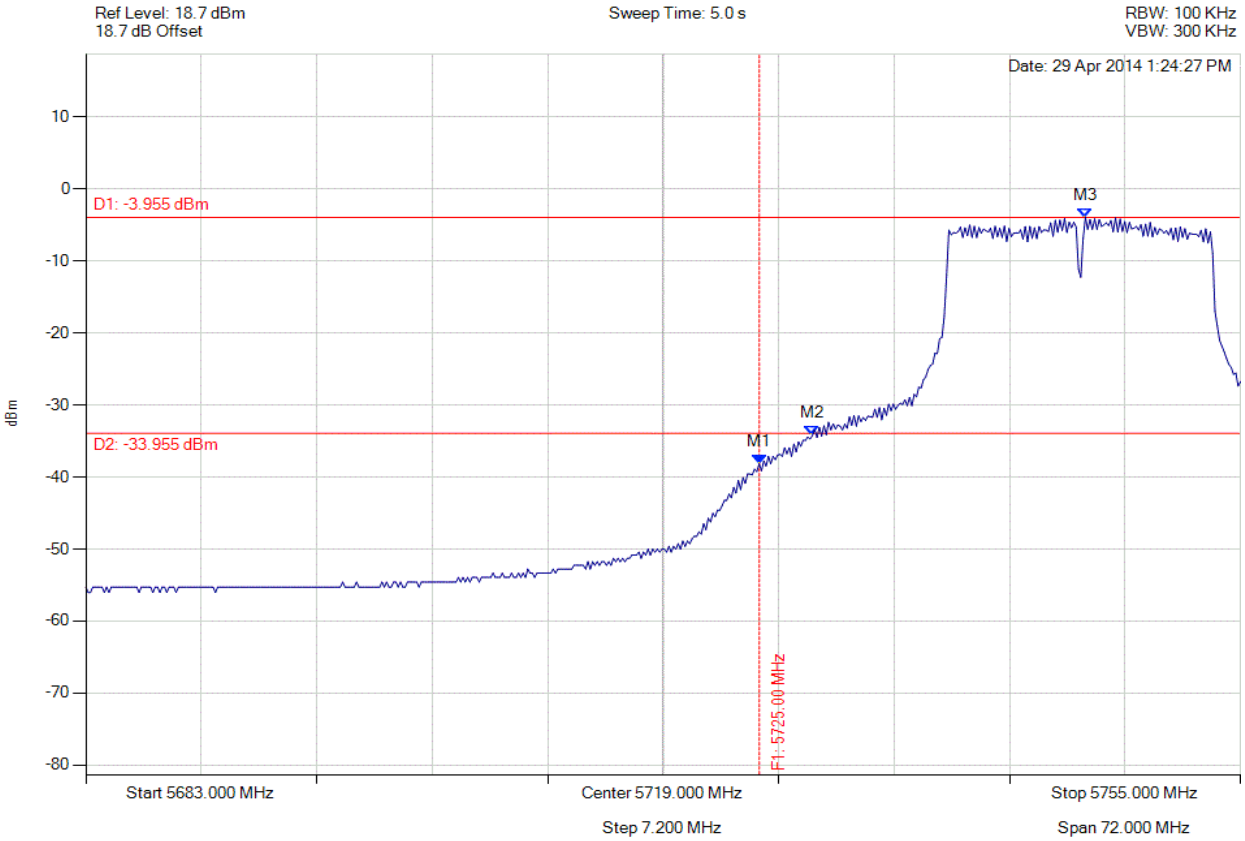

Analyser Setup	Marker : Frequency : Amplitude	Test Results
Detector = AVERAGE Sweep Count = 0 RF Atten (dB) = 20 Trace Mode = VIEW	M1 : 5725.000 MHz : -38.175 dBm M2 : 5728.307 MHz : -34.259 dBm M3 : 5745.333 MHz : -3.955 dBm	Channel Frequency: 5745.00 MHz

Back to the Matrix

CONDUCTED LOW BAND-EDGE EMISSIONS - AVERAGE

Variant: 802.11ac-40, Channel: 5755.00 MHz, Chain a, Temp: Ambient, Voltage: 3.3 Vdc

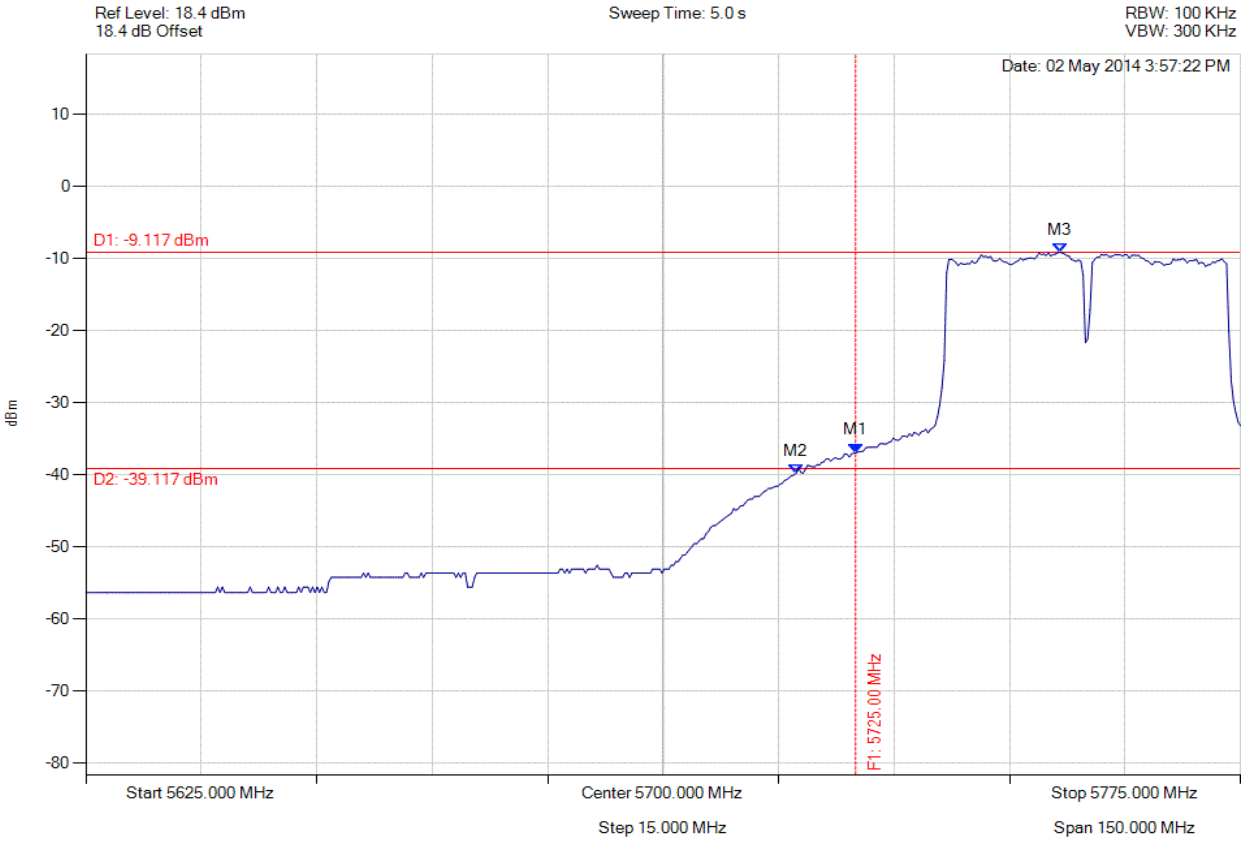

Analyser Setup	Marker : Frequency : Amplitude	Test Results
Detector = AVERAGE Sweep Count = 0 RF Atten (dB) = 20 Trace Mode = VIEW	M1 : 5725.000 MHz : -36.909 dBm M2 : 5717.285 MHz : -39.781 dBm M3 : 5751.553 MHz : -9.117 dBm	Channel Frequency: 5755.00 MHz

Back to the Matrix

CONDUCTED LOW BAND-EDGE EMISSIONS - AVERAGE

Variant: 802.11ac-40, Channel: 5755.00 MHz, Chain a, Temp: Ambient, Voltage: 3.3 Vdc

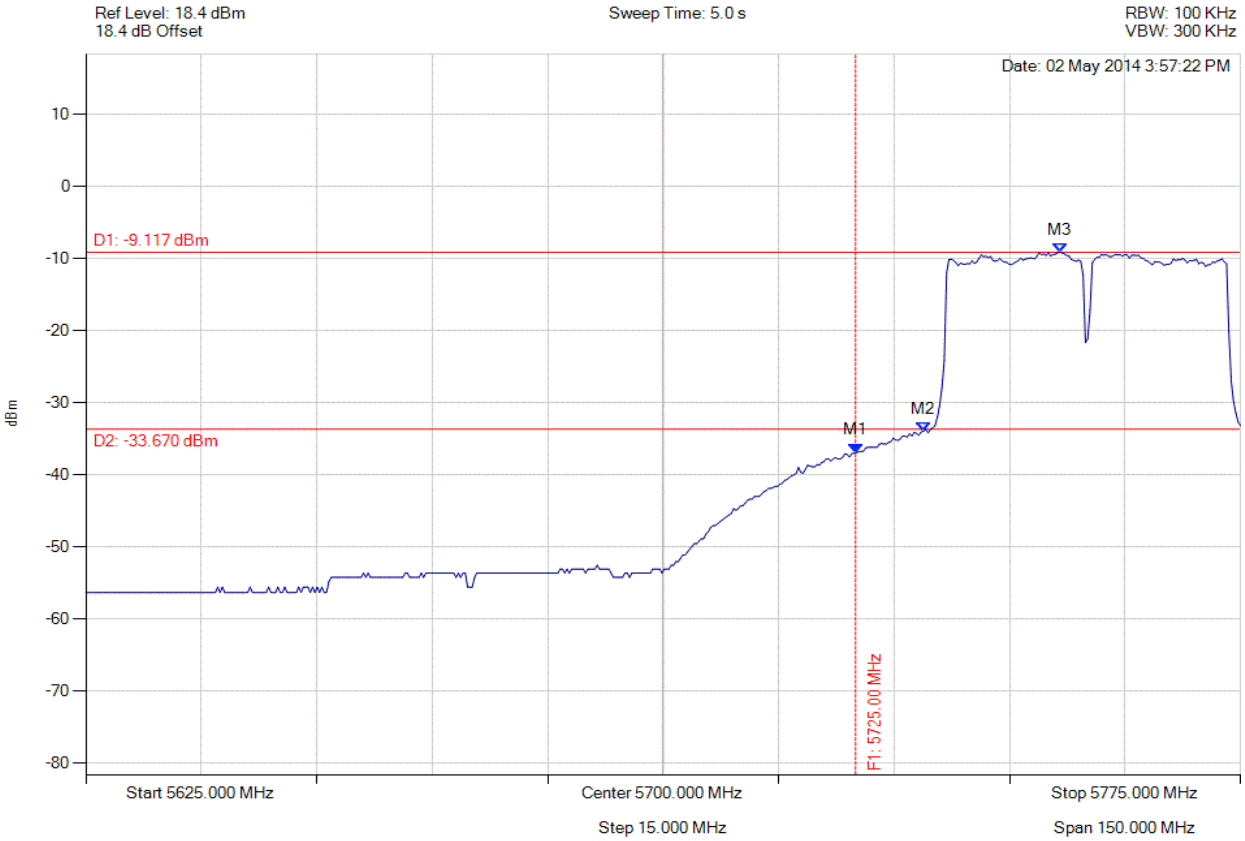

Analyser Setup	Marker : Frequency : Amplitude	Test Results
Detector = AVERAGE Sweep Count = 0 RF Atten (dB) = 20 Trace Mode = VIEW	M1 : 5725.000 MHz : -36.909 dBm M2 : 5733.818 MHz : -33.938 dBm M3 : 5751.553 MHz : -9.117 dBm	Channel Frequency: 5755.00 MHz

Back to the Matrix

CONDUCTED LOW BAND-EDGE EMISSIONS - AVERAGE

Variant: 802.11ac-40, Channel: 5755.00 MHz, Chain b, Temp: Ambient, Voltage: 3.3 Vdc

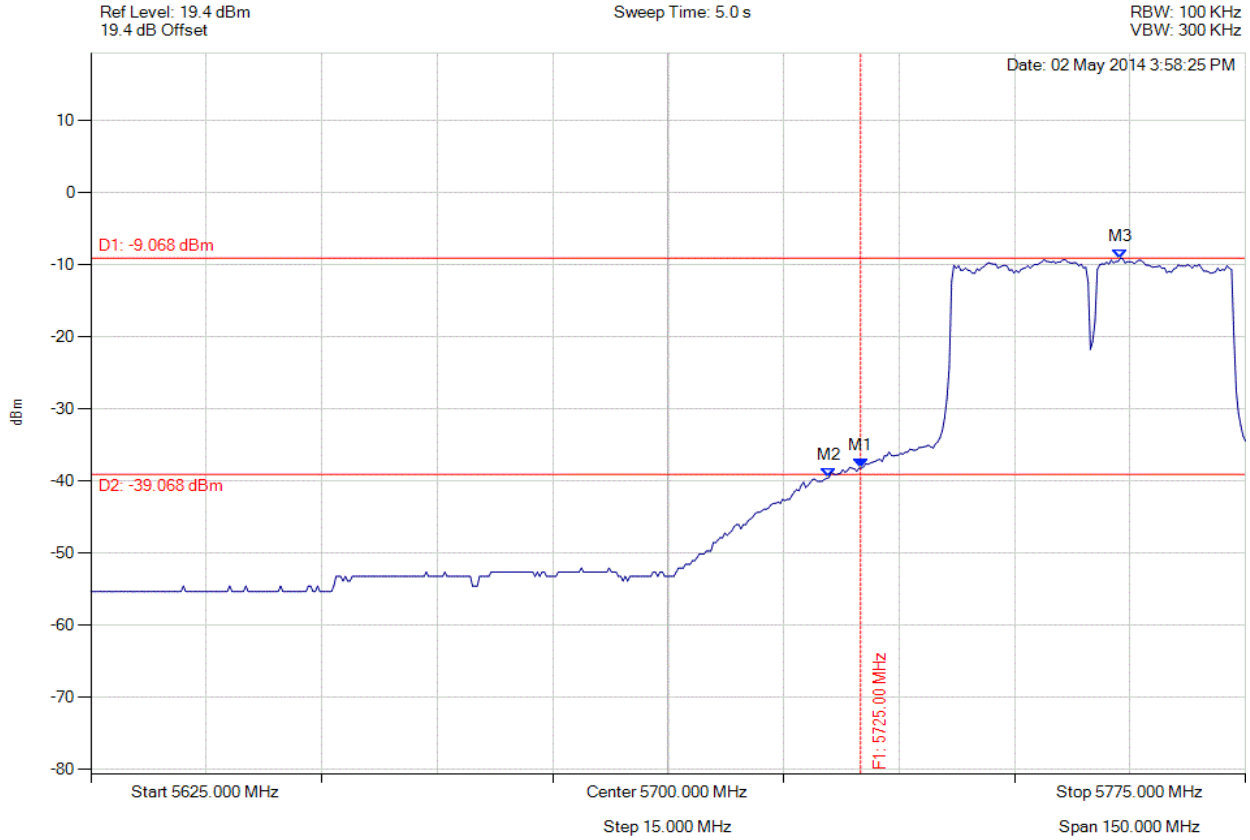

Analyser Setup	Marker : Frequency : Amplitude	Test Results
Detector = AVERAGE Sweep Count = 0 RF Atten (dB) = 20 Trace Mode = VIEW	M1 : 5725.000 MHz : -38.213 dBm M2 : 5720.892 MHz : -39.515 dBm M3 : 5758.768 MHz : -9.068 dBm	Channel Frequency: 5755.00 MHz

Back to the Matrix

CONDUCTED LOW BAND-EDGE EMISSIONS - AVERAGE

Variant: 802.11ac-40, Channel: 5755.00 MHz, Chain b, Temp: Ambient, Voltage: 3.3 Vdc

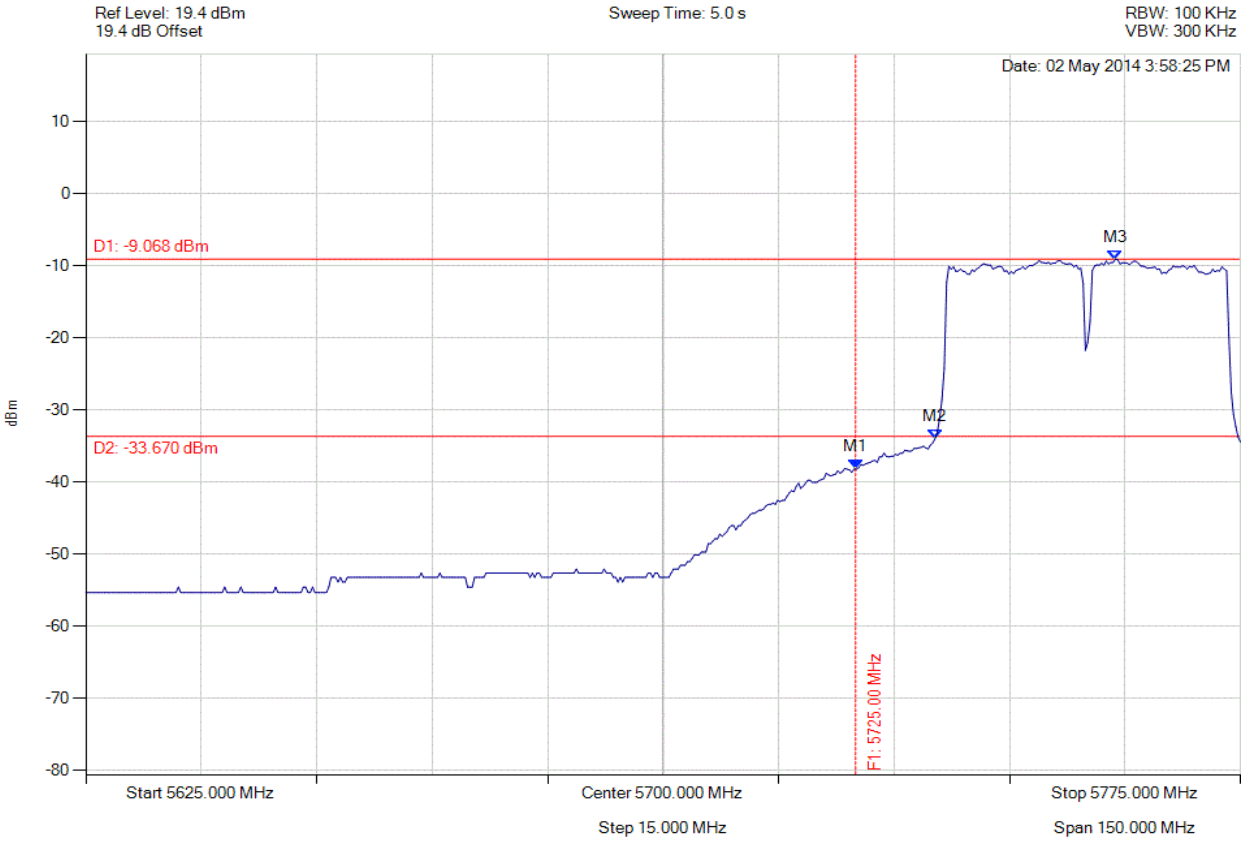

Analyser Setup	Marker : Frequency : Amplitude	Test Results
Detector = AVERAGE Sweep Count = 0 RF Atten (dB) = 20 Trace Mode = VIEW	M1 : 5725.000 MHz : -38.213 dBm M2 : 5735.321 MHz : -34.021 dBm M3 : 5758.768 MHz : -9.068 dBm	Channel Frequency: 5755.00 MHz

Back to the Matrix

CONDUCTED LOW BAND-EDGE EMISSIONS - AVERAGE

Variant: 802.11ac-40, Channel: 5755.00 MHz, Chain c, Temp: Ambient, Voltage: 3.3 Vdc

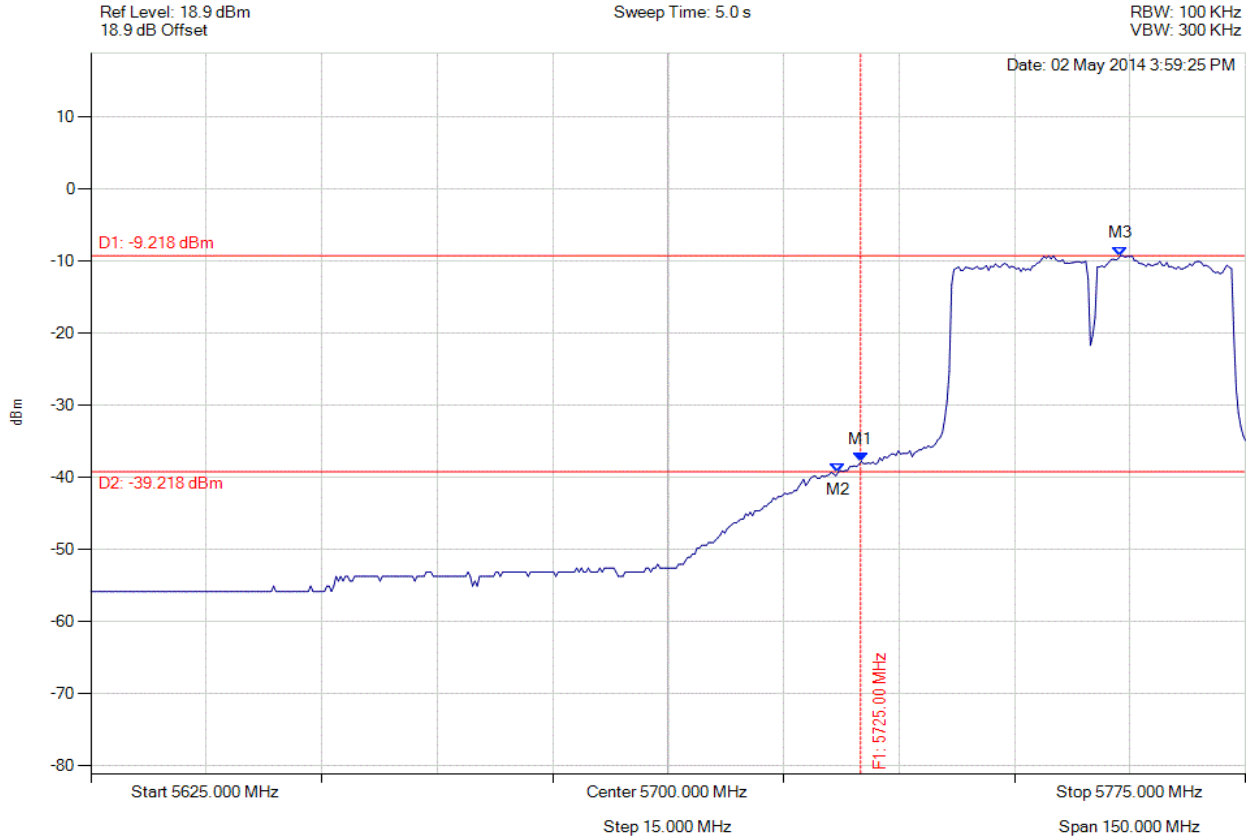

Analyser Setup	Marker : Frequency : Amplitude	Test Results
Detector = AVERAGE Sweep Count = 0 RF Atten (dB) = 20 Trace Mode = VIEW	M1 : 5725.000 MHz : -37.776 dBm M2 : 5722.094 MHz : -39.281 dBm M3 : 5758.768 MHz : -9.218 dBm	Channel Frequency: 5755.00 MHz

Back to the Matrix

CONDUCTED LOW BAND-EDGE EMISSIONS - AVERAGE

Variant: 802.11ac-40, Channel: 5755.00 MHz, Chain c, Temp: Ambient, Voltage: 3.3 Vdc

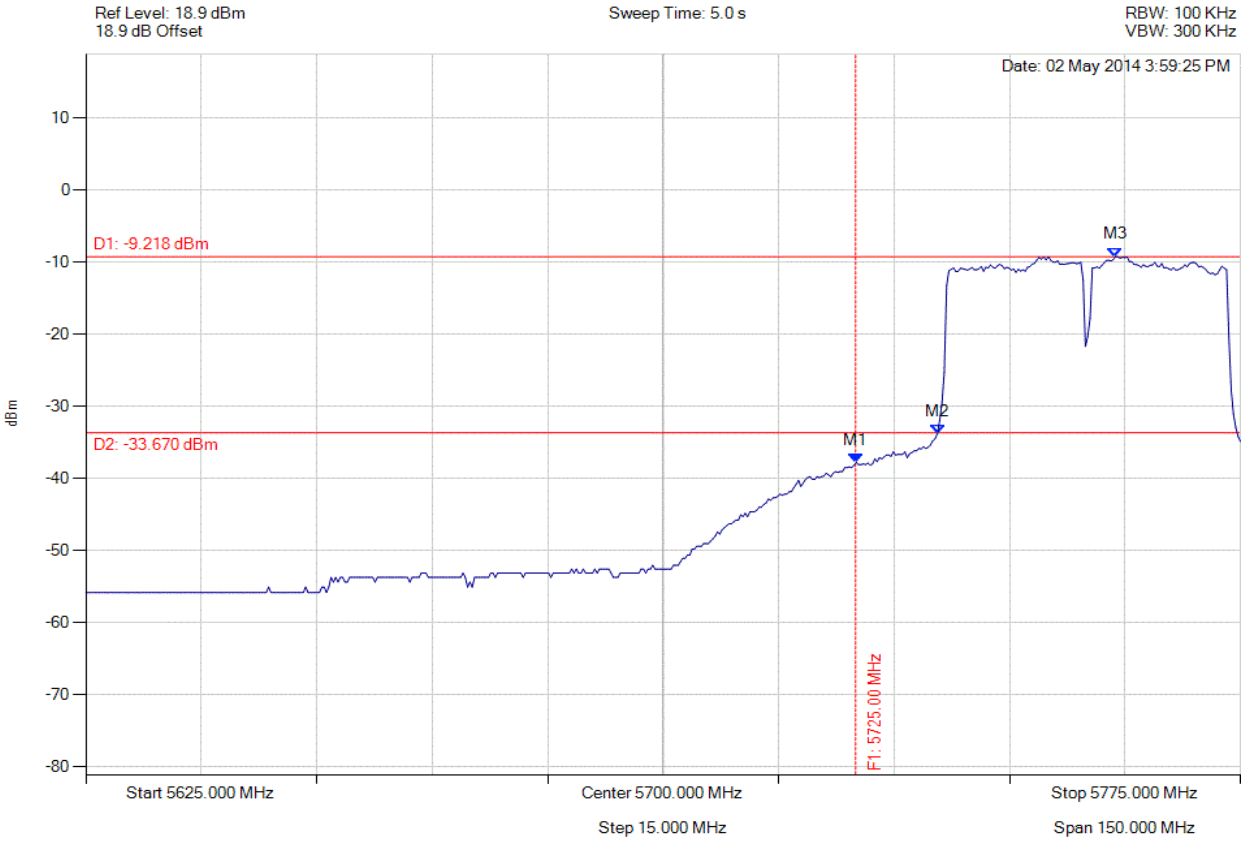

Analyser Setup	Marker : Frequency : Amplitude	Test Results
Detector = AVERAGE Sweep Count = 0 RF Atten (dB) = 20 Trace Mode = VIEW	M1 : 5725.000 MHz : -37.776 dBm M2 : 5735.621 MHz : -33.805 dBm M3 : 5758.768 MHz : -9.218 dBm	Channel Frequency: 5755.00 MHz

Back to the Matrix

CONDUCTED LOW BAND-EDGE EMISSIONS - AVERAGE

Variant: 802.11ac-80, Channel: 5775.00 MHz, Chain a, Temp: Ambient, Voltage: 3.3 Vdc

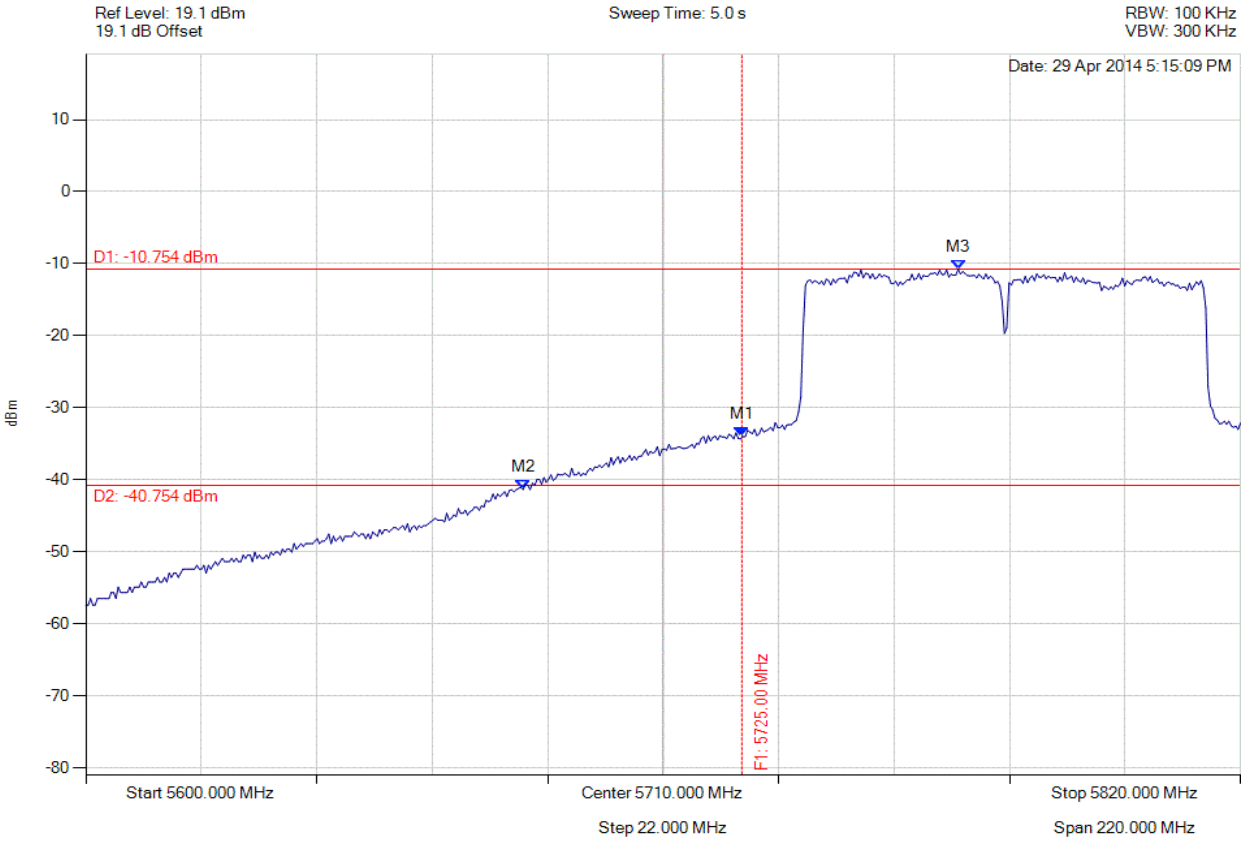

Analyser Setup	Marker : Frequency : Amplitude	Test Results
Detector = AVERAGE Sweep Count = 0 RF Atten (dB) = 10 Trace Mode = VIEW	M1 : 5725.000 MHz : -33.988 dBm M2 : 5683.327 MHz : -41.348 dBm M3 : 5766.212 MHz : -10.754 dBm	Channel Frequency: 5775.00 MHz

Back to the Matrix

CONDUCTED LOW BAND-EDGE EMISSIONS - AVERAGE

Variant: 802.11ac-80, Channel: 5775.00 MHz, Chain a, Temp: Ambient, Voltage: 3.3 Vdc

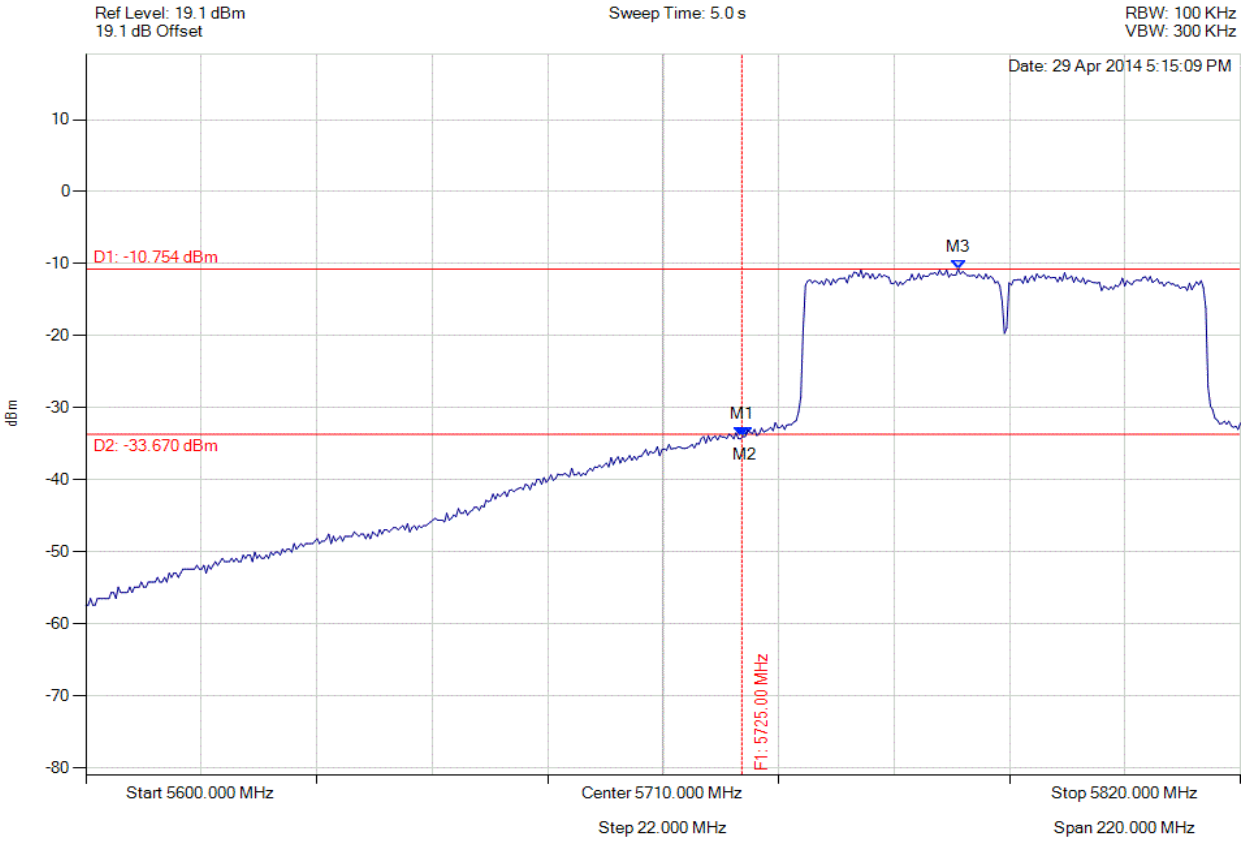

Analyser Setup	Marker : Frequency : Amplitude	Test Results
Detector = AVERAGE Sweep Count = 0 RF Atten (dB) = 10 Trace Mode = VIEW	M1 : 5725.000 MHz : -33.988 dBm M2 : 5725.651 MHz : -33.988 dBm M3 : 5766.212 MHz : -10.754 dBm	Channel Frequency: 5775.00 MHz

Back to the Matrix

CONDUCTED LOW BAND-EDGE EMISSIONS - AVERAGE

Variant: 802.11ac-80, Channel: 5775.00 MHz, Chain b, Temp: Ambient, Voltage: 3.3 Vdc

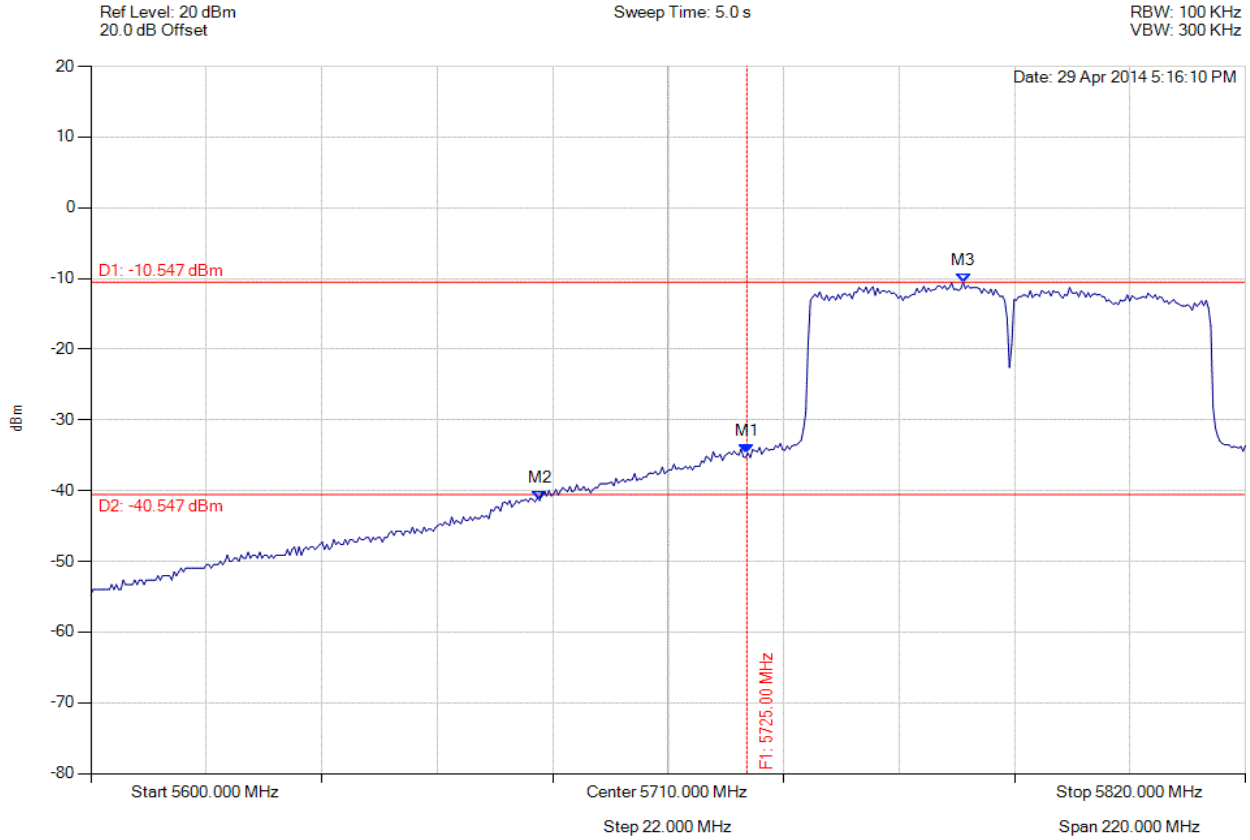

Analyser Setup	Marker : Frequency : Amplitude	Test Results
Detector = AVERAGE Sweep Count = 0 RF Atten (dB) = 10 Trace Mode = VIEW	M1 : 5725.000 MHz : -34.737 dBm M2 : 5685.531 MHz : -41.414 dBm M3 : 5766.212 MHz : -10.547 dBm	Channel Frequency: 5775.00 MHz

Back to the Matrix

CONDUCTED LOW BAND-EDGE EMISSIONS - AVERAGE

Variant: 802.11ac-80, Channel: 5775.00 MHz, Chain b, Temp: Ambient, Voltage: 3.3 Vdc

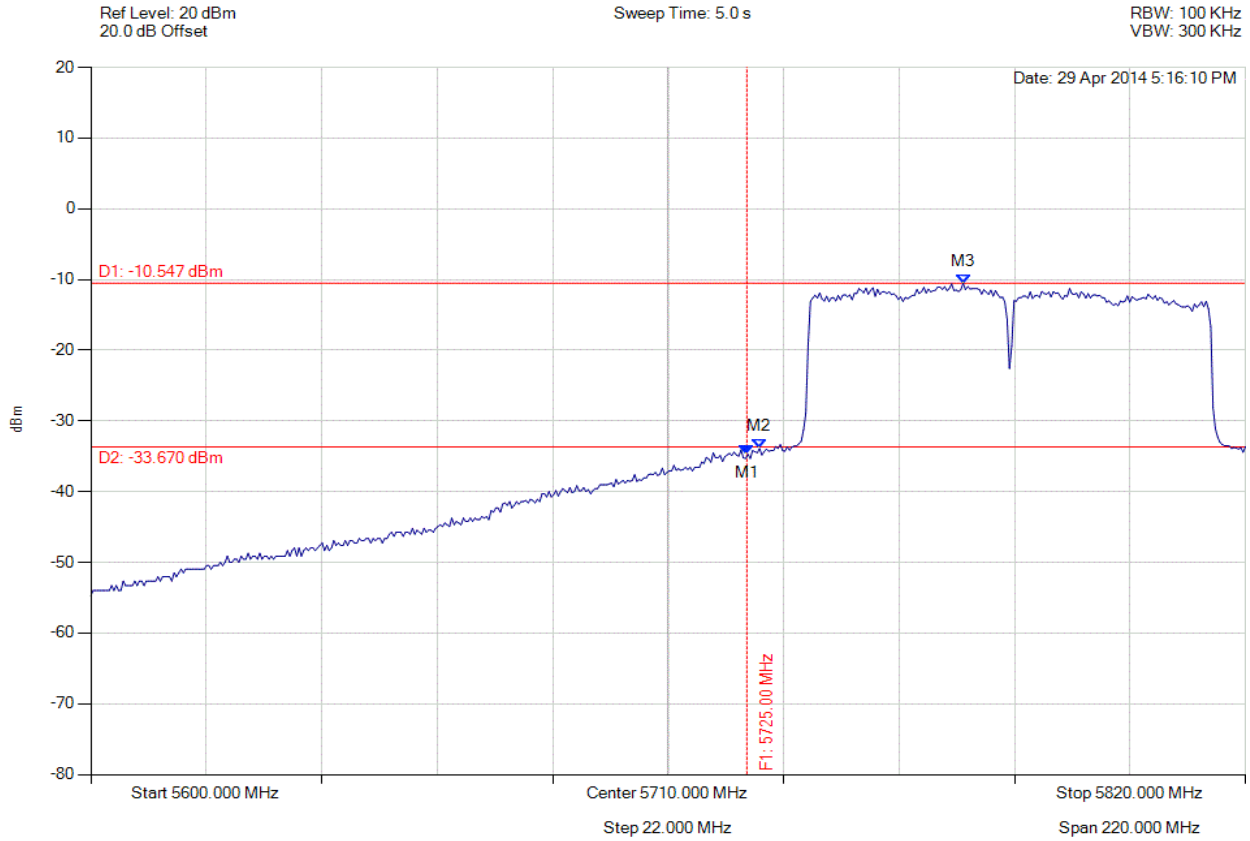

Analyser Setup	Marker : Frequency : Amplitude	Test Results
Detector = AVERAGE Sweep Count = 0 RF Atten (dB) = 10 Trace Mode = VIEW	M1 : 5725.000 MHz : -34.737 dBm M2 : 5727.415 MHz : -33.910 dBm M3 : 5766.212 MHz : -10.547 dBm	Channel Frequency: 5775.00 MHz

Back to the Matrix

CONDUCTED LOW BAND-EDGE EMISSIONS - AVERAGE

Variant: 802.11ac-80, Channel: 5775.00 MHz, Chain c, Temp: Ambient, Voltage: 3.3 Vdc

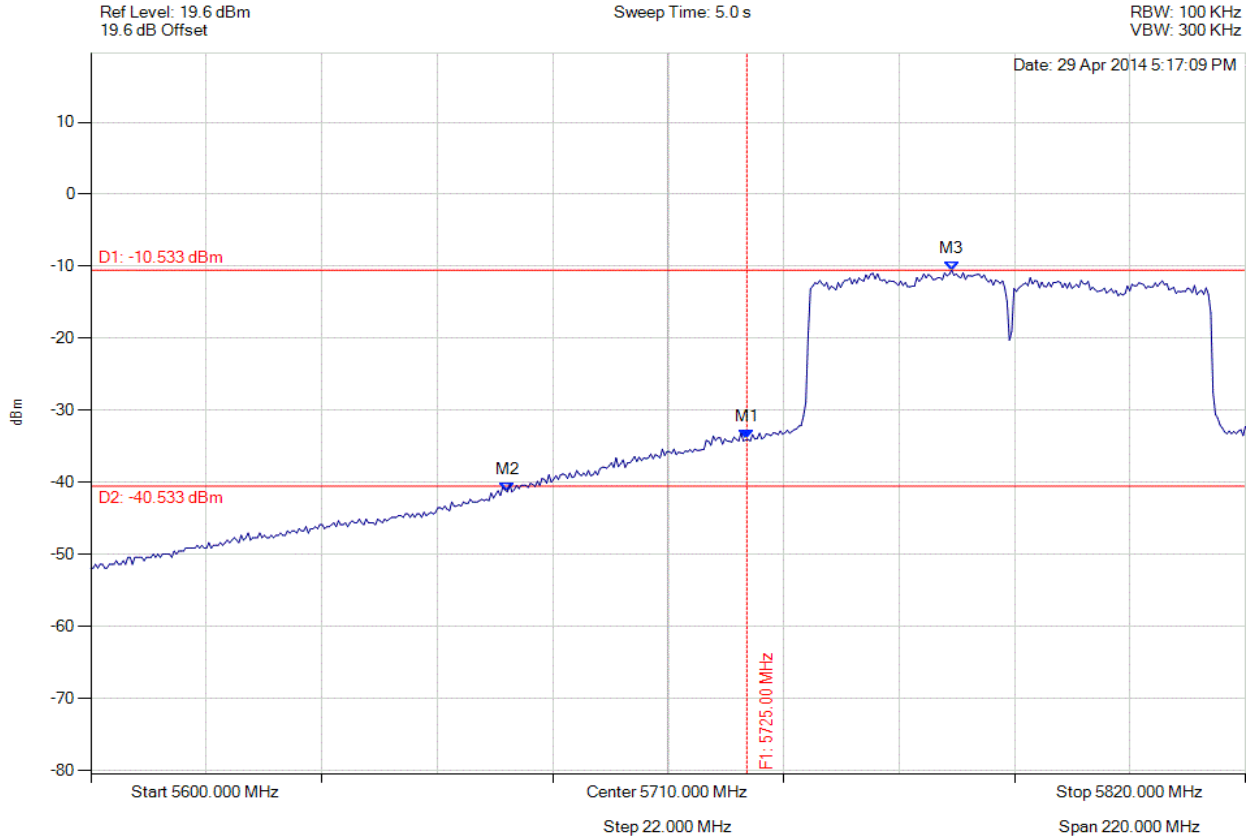

Analyser Setup	Marker : Frequency : Amplitude	Test Results
Detector = AVERAGE Sweep Count = 0 RF Atten (dB) = 20 Trace Mode = VIEW	M1 : 5725.000 MHz : -34.027 dBm M2 : 5679.359 MHz : -41.317 dBm M3 : 5764.008 MHz : -10.533 dBm	Channel Frequency: 5775.00 MHz

Back to the Matrix

CONDUCTED LOW BAND-EDGE EMISSIONS - AVERAGE

Variant: 802.11ac-80, Channel: 5775.00 MHz, Chain c, Temp: Ambient, Voltage: 3.3 Vdc

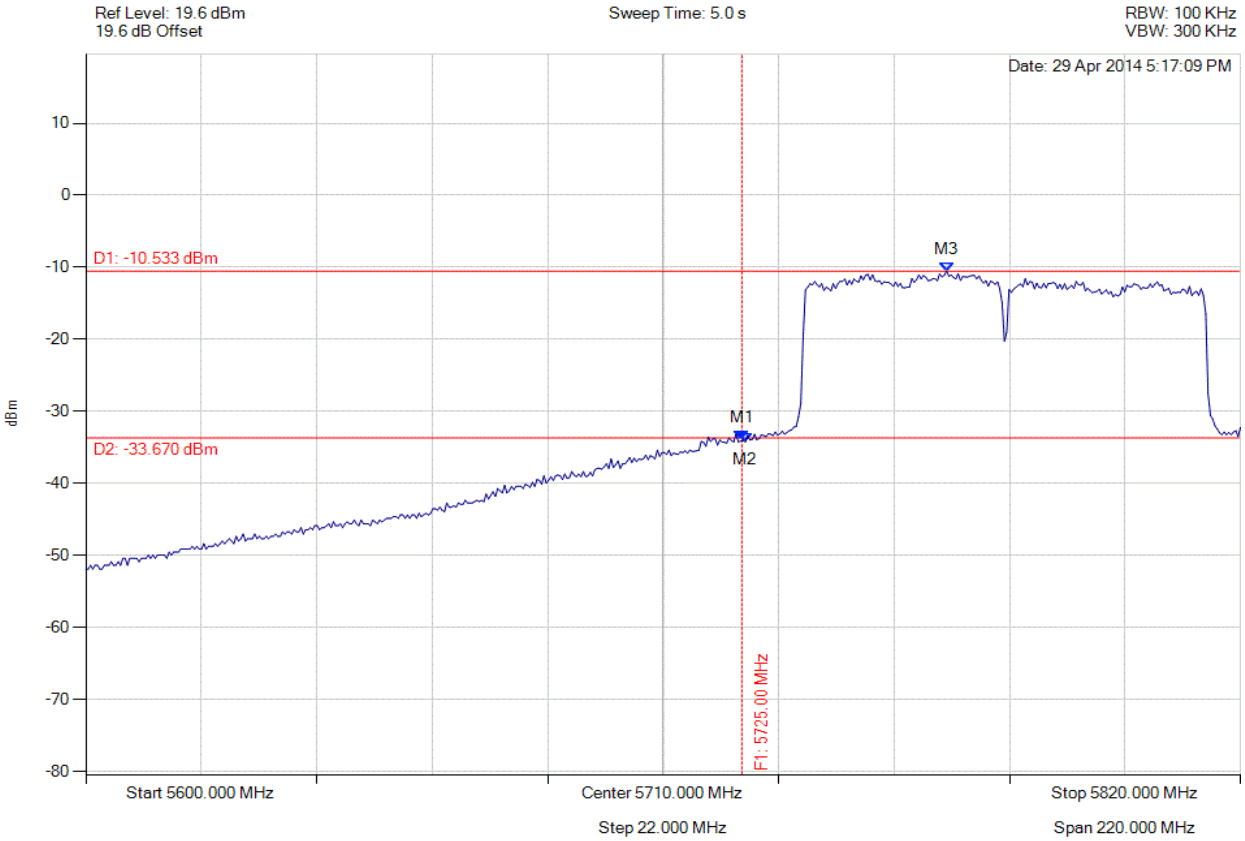

Analyser Setup	Marker : Frequency : Amplitude	Test Results
Detector = AVERAGE Sweep Count = 0 RF Atten (dB) = 20 Trace Mode = VIEW	M1 : 5725.000 MHz : -34.027 dBm M2 : 5725.651 MHz : -34.238 dBm M3 : 5764.008 MHz : -10.533 dBm	Channel Frequency: 5775.00 MHz

Back to the Matrix

CONDUCTED LOW BAND-EDGE EMISSIONS - AVERAGE

Variant: 802.11n HT-20, Channel: 5745.00 MHz, Chain a, Temp: Ambient, Voltage: 3.3 Vdc

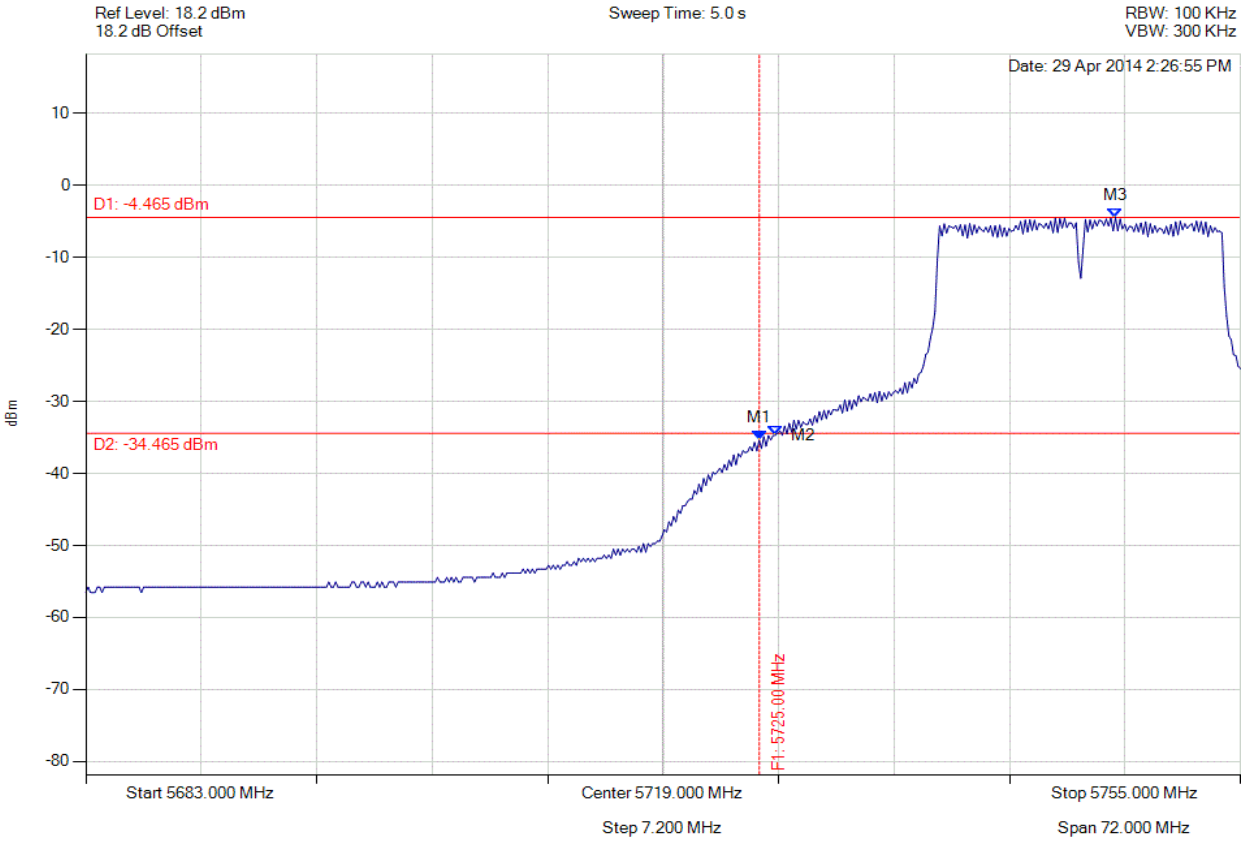

Analyser Setup	Marker : Frequency : Amplitude	Test Results
Detector = AVERAGE Sweep Count = 0 RF Atten (dB) = 20 Trace Mode = VIEW	M1 : 5725.000 MHz : -35.427 dBm M2 : 5725.998 MHz : -34.695 dBm M3 : 5747.208 MHz : -4.465 dBm	Channel Frequency: 5745.00 MHz

Back to the Matrix

CONDUCTED LOW BAND-EDGE EMISSIONS - AVERAGE

Variant: 802.11n HT-20, Channel: 5745.00 MHz, Chain b, Temp: Ambient, Voltage: 3.3 Vdc

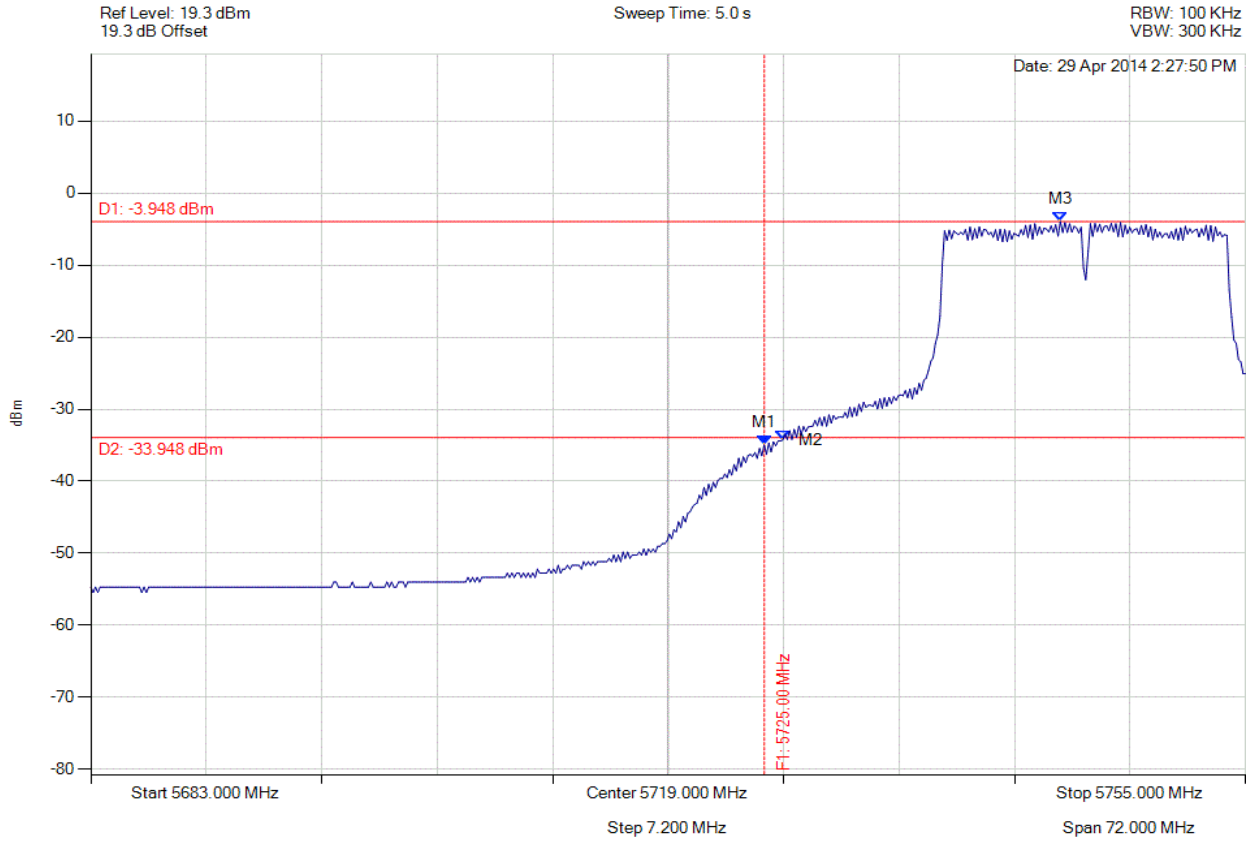

Analyser Setup	Marker : Frequency : Amplitude	Test Results
Detector = AVERAGE Sweep Count = 0 RF Atten (dB) = 20 Trace Mode = VIEW	M1 : 5725.000 MHz : -34.976 dBm M2 : 5726.142 MHz : -34.258 dBm M3 : 5743.457 MHz : -3.948 dBm	Channel Frequency: 5745.00 MHz

Back to the Matrix

CONDUCTED LOW BAND-EDGE EMISSIONS - AVERAGE

Variant: 802.11n HT-20, Channel: 5745.00 MHz, Chain c, Temp: Ambient, Voltage: 3.3 Vdc

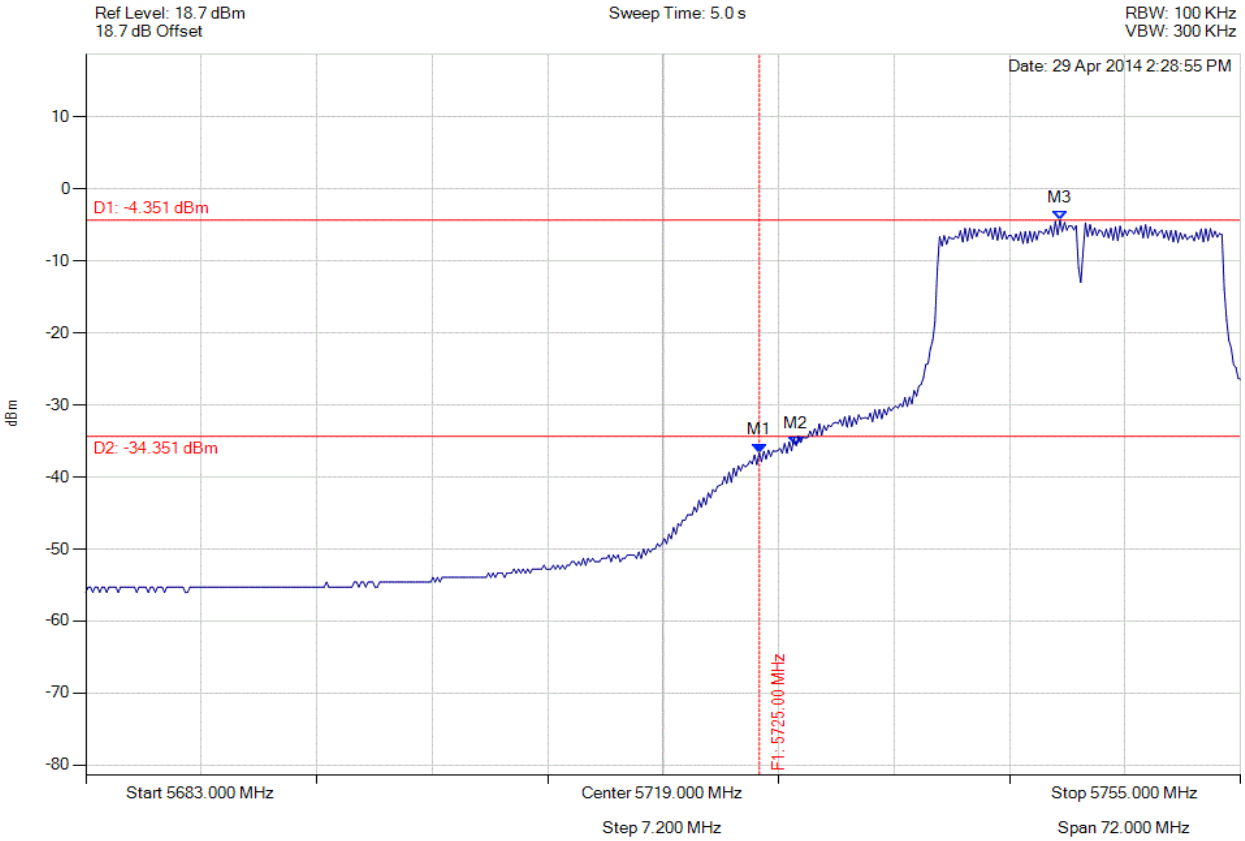

Analyser Setup	Marker : Frequency : Amplitude	Test Results
Detector = AVERAGE Sweep Count = 0 RF Atten (dB) = 20 Trace Mode = VIEW	M1 : 5725.000 MHz : -36.609 dBm M2 : 5727.297 MHz : -35.651 dBm M3 : 5743.745 MHz : -4.351 dBm	Channel Frequency: 5745.00 MHz

Back to the Matrix

CONDUCTED LOW BAND-EDGE EMISSIONS - AVERAGE

Variant: 802.11n HT-40, Channel: 5755.00 MHz, Chain a, Temp: Ambient, Voltage: 3.3 Vdc

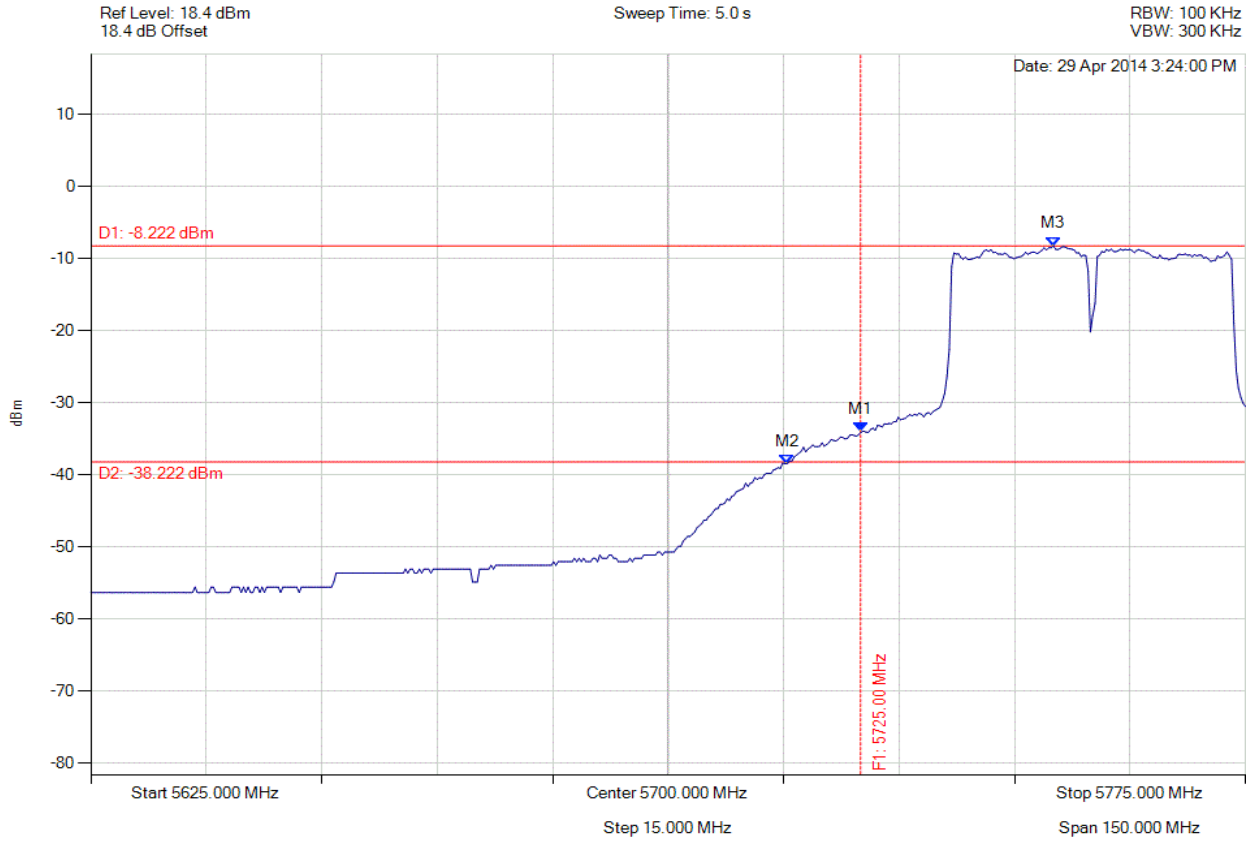

Analyser Setup	Marker : Frequency : Amplitude	Test Results
Detector = AVERAGE Sweep Count = 0 RF Atten (dB) = 20 Trace Mode = VIEW	M1 : 5725.000 MHz : -34.059 dBm M2 : 5715.481 MHz : -38.475 dBm M3 : 5750.050 MHz : -8.222 dBm	Channel Frequency: 5755.00 MHz

Back to the Matrix

CONDUCTED LOW BAND-EDGE EMISSIONS - AVERAGE

Variant: 802.11n HT-40, Channel: 5755.00 MHz, Chain a, Temp: Ambient, Voltage: 3.3 Vdc

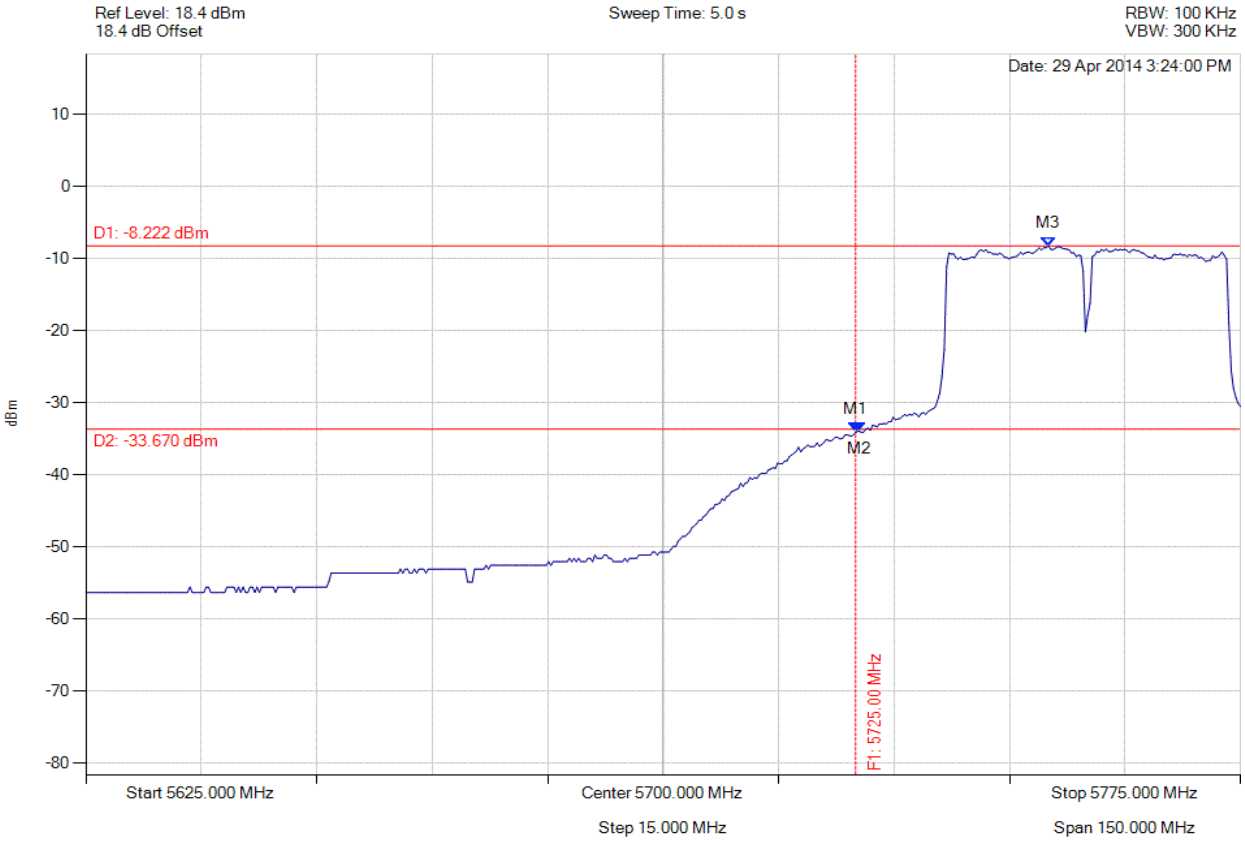

Analyser Setup	Marker : Frequency : Amplitude	Test Results
Detector = AVERAGE Sweep Count = 0 RF Atten (dB) = 20 Trace Mode = VIEW	M1 : 5725.000 MHz : -34.059 dBm M2 : 5725.401 MHz : -33.938 dBm M3 : 5750.050 MHz : -8.222 dBm	Channel Frequency: 5755.00 MHz

Back to the Matrix

CONDUCTED LOW BAND-EDGE EMISSIONS - AVERAGE

Variant: 802.11n HT-40, Channel: 5755.00 MHz, Chain b, Temp: Ambient, Voltage: 3.3 Vdc

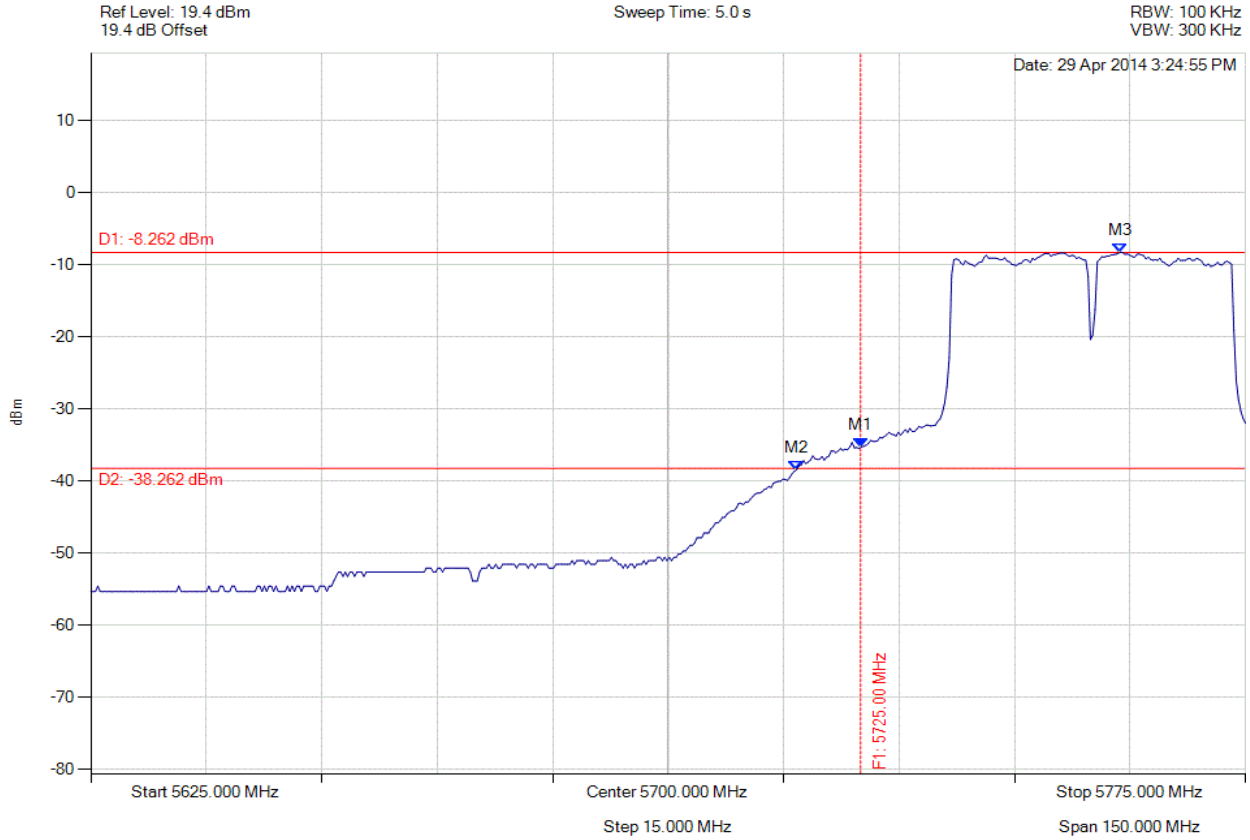

Analyser Setup	Marker : Frequency : Amplitude	Test Results
Detector = AVERAGE Sweep Count = 0 RF Atten (dB) = 20 Trace Mode = VIEW	M1 : 5725.000 MHz : -35.259 dBm M2 : 5716.683 MHz : -38.436 dBm M3 : 5758.768 MHz : -8.262 dBm	Channel Frequency: 5755.00 MHz

Back to the Matrix

CONDUCTED LOW BAND-EDGE EMISSIONS - AVERAGE

Variant: 802.11n HT-40, Channel: 5755.00 MHz, Chain b, Temp: Ambient, Voltage: 3.3 Vdc

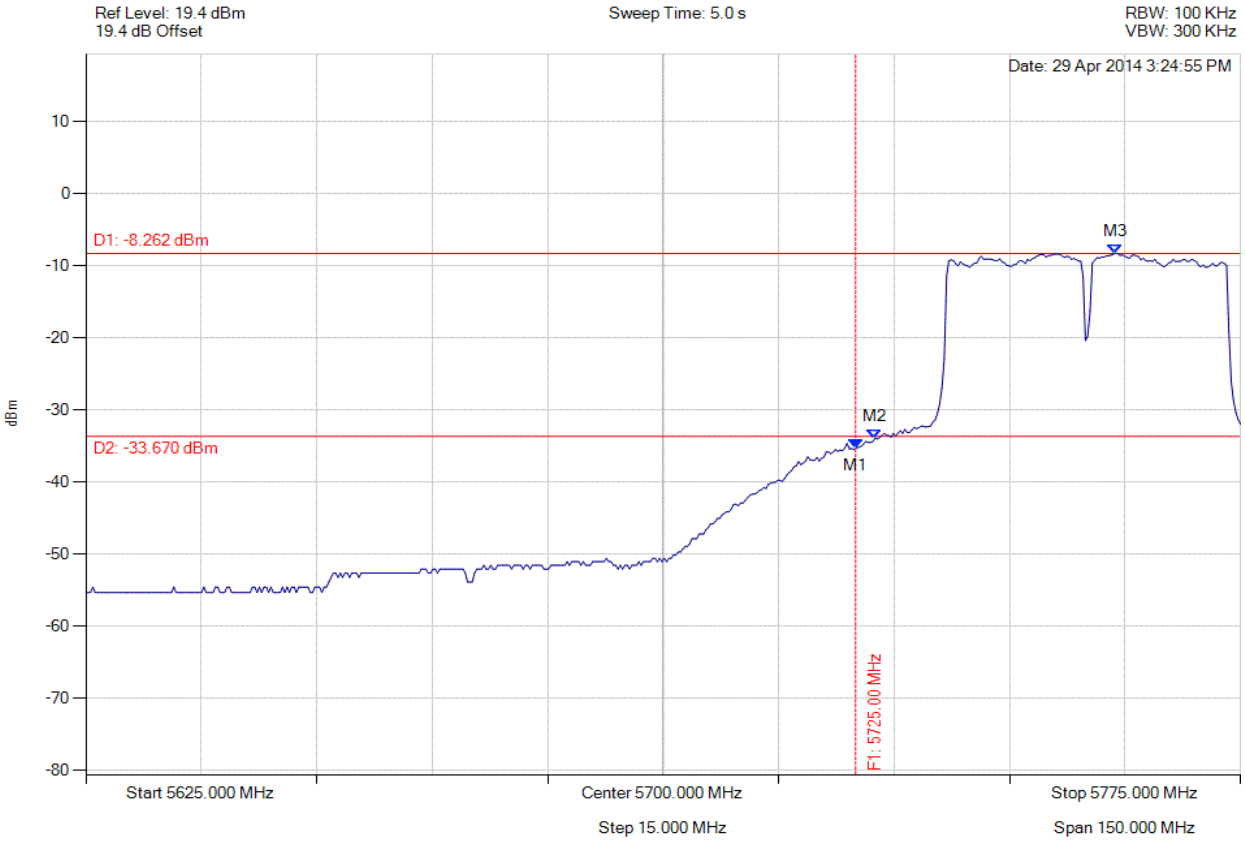

Analyser Setup	Marker : Frequency : Amplitude	Test Results
Detector = AVERAGE Sweep Count = 0 RF Atten (dB) = 20 Trace Mode = VIEW	M1 : 5725.000 MHz : -35.259 dBm M2 : 5727.505 MHz : -33.954 dBm M3 : 5758.768 MHz : -8.262 dBm	Channel Frequency: 5755.00 MHz

Back to the Matrix

CONDUCTED LOW BAND-EDGE EMISSIONS - AVERAGE

Variant: 802.11n HT-40, Channel: 5755.00 MHz, Chain c, Temp: Ambient, Voltage: 3.3 Vdc

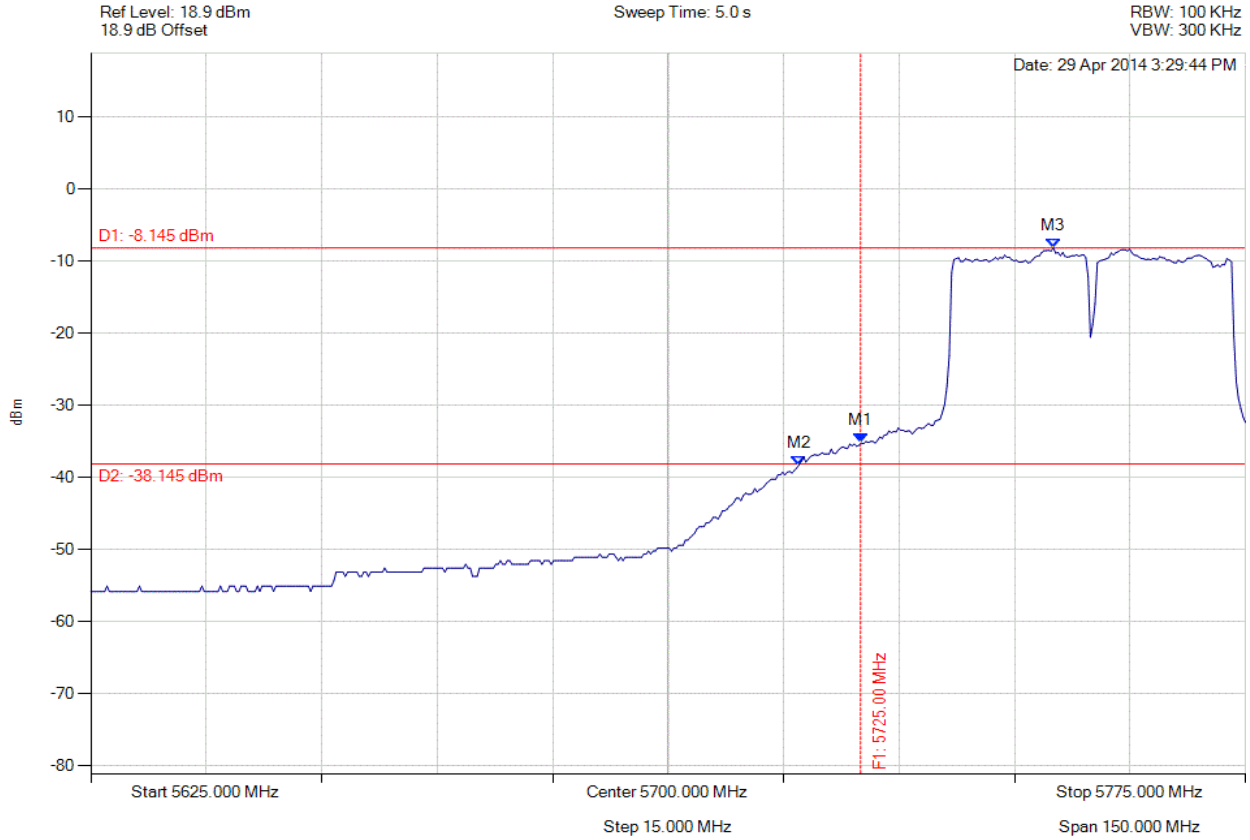

Analyser Setup	Marker : Frequency : Amplitude	Test Results
Detector = AVERAGE Sweep Count = 0 RF Atten (dB) = 20 Trace Mode = VIEW	M1 : 5725.000 MHz : -35.228 dBm M2 : 5716.984 MHz : -38.284 dBm M3 : 5750.050 MHz : -8.145 dBm	Channel Frequency: 5755.00 MHz

Back to the Matrix

CONDUCTED LOW BAND-EDGE EMISSIONS - AVERAGE

Variant: 802.11n HT-40, Channel: 5755.00 MHz, Chain c, Temp: Ambient, Voltage: 3.3 Vdc

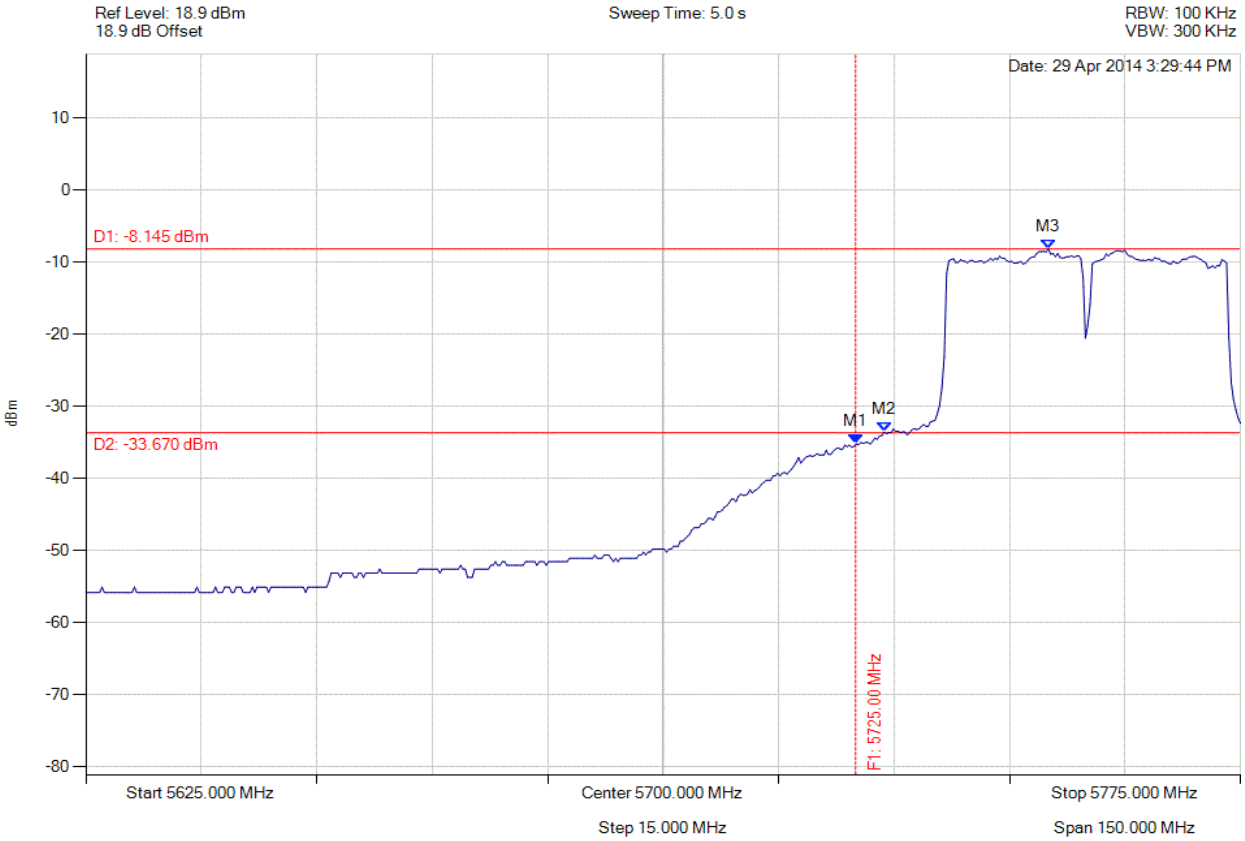

Analyser Setup	Marker : Frequency : Amplitude	Test Results
Detector = AVERAGE Sweep Count = 0 RF Atten (dB) = 20 Trace Mode = VIEW	M1 : 5725.000 MHz : -35.228 dBm M2 : 5728.707 MHz : -33.559 dBm M3 : 5750.050 MHz : -8.145 dBm	Channel Frequency: 5755.00 MHz

Back to the Matrix

CONDUCTED HIGH BAND-EDGE EMISSIONS - AVERAGE

Variant: 802.11b, Channel: 2462.00 MHz, Chain a, Temp: Ambient, Voltage: 3.3 Vdc

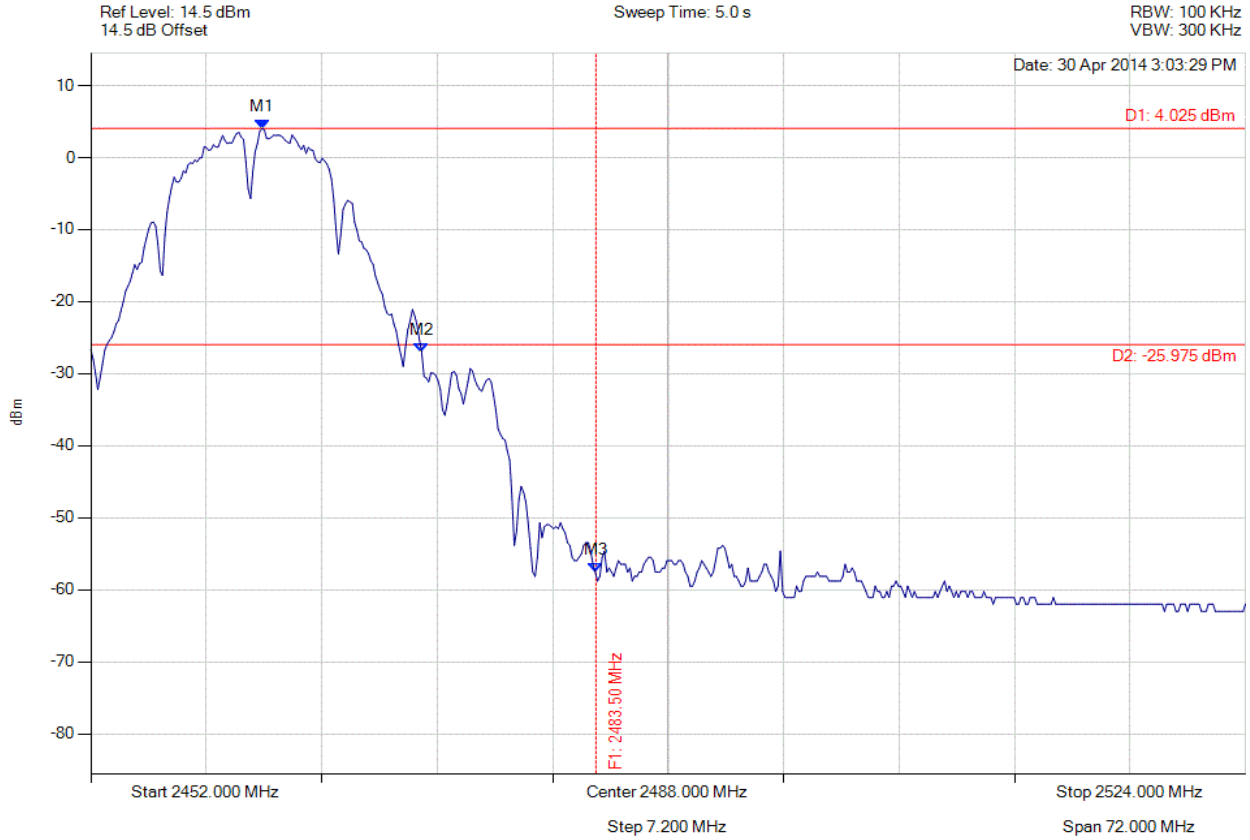

Analyser Setup	Marker : Frequency : Amplitude	Test Results
Detector = AVERAGE Sweep Count = 0 RF Atten (dB) = 20 Trace Mode = VIEW	M1 : 2462.677 MHz : 4.025 dBm M2 : 2472.633 MHz : -27.069 dBm M3 : 2483.500 MHz : -57.544 dBm	Channel Frequency: 2462.00 MHz

Back to the Matrix

CONDUCTED HIGH BAND-EDGE EMISSIONS - AVERAGE

Variant: 802.11b, Channel: 2462.00 MHz, Chain b, Temp: Ambient, Voltage: 3.3 Vdc

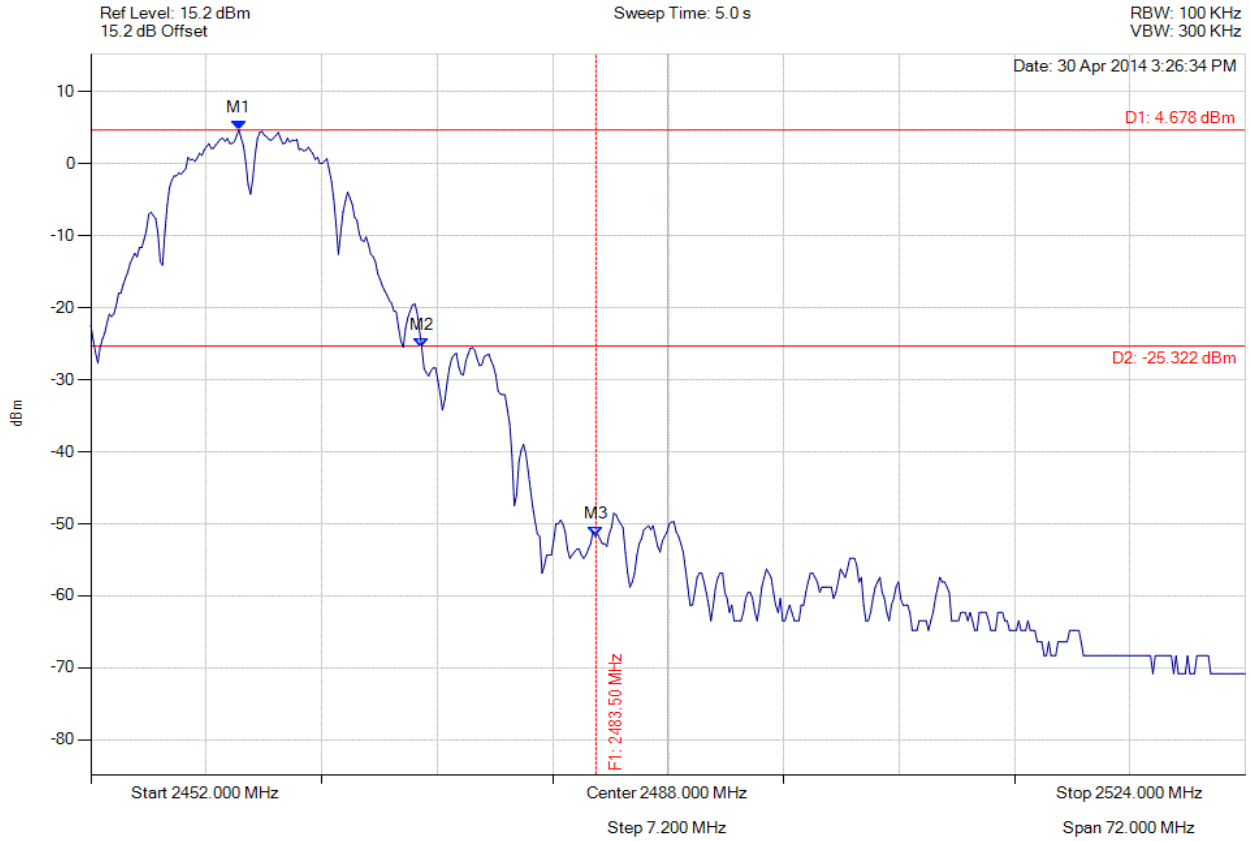

Analyser Setup	Marker : Frequency : Amplitude	Test Results
Detector = AVERAGE Sweep Count = 0 RF Atten (dB) = 10 Trace Mode = VIEW	M1 : 2461.234 MHz : 4.678 dBm M2 : 2472.633 MHz : -25.448 dBm M3 : 2483.500 MHz : -51.738 dBm	Channel Frequency: 2462.00 MHz

Back to the Matrix

CONDUCTED HIGH BAND-EDGE EMISSIONS - AVERAGE

Variant: 802.11b, Channel: 2462.00 MHz, Chain c, Temp: Ambient, Voltage: 3.3 Vdc

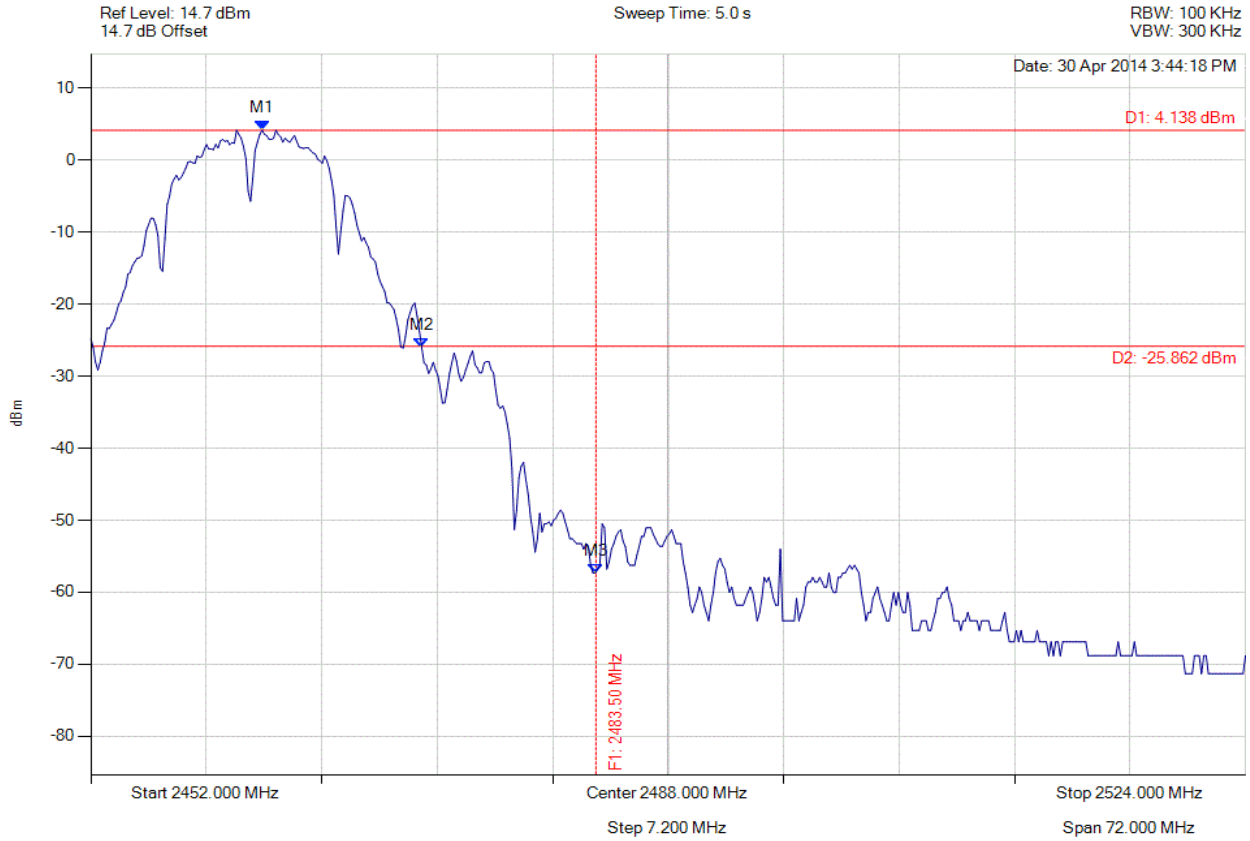

Analyser Setup	Marker : Frequency : Amplitude	Test Results
Detector = AVERAGE Sweep Count = 0 RF Atten (dB) = 10 Trace Mode = VIEW	M1 : 2462.677 MHz : 4.138 dBm M2 : 2472.633 MHz : -25.979 dBm M3 : 2483.500 MHz : -57.344 dBm	Channel Frequency: 2462.00 MHz

Back to the Matrix

CONDUCTED HIGH BAND-EDGE EMISSIONS - AVERAGE

Variant: 802.11g, Channel: 2462.00 MHz, Chain a, Temp: Ambient, Voltage: 3.3 Vdc

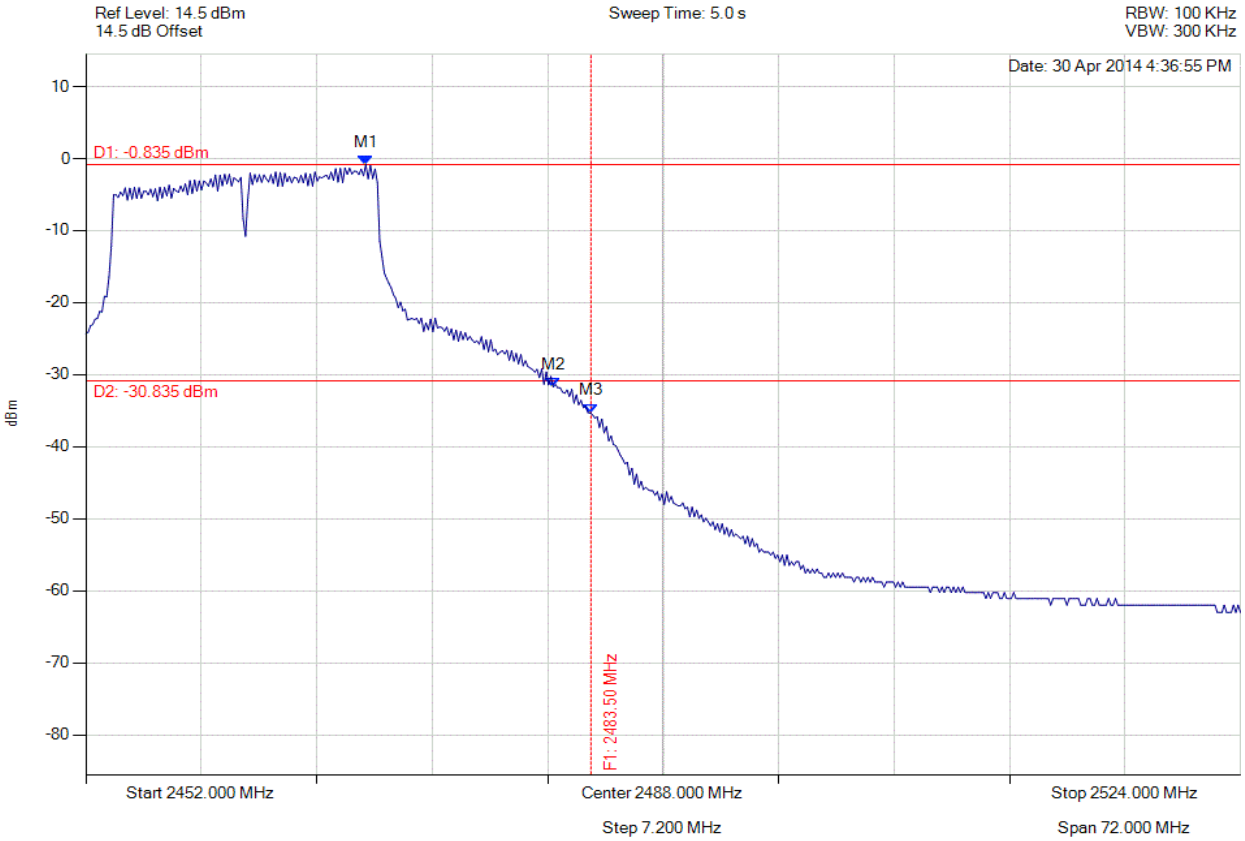

Analyser Setup	Marker : Frequency : Amplitude	Test Results
Detector = AVERAGE Sweep Count = 0 RF Atten (dB) = 20 Trace Mode = VIEW	M1 : 2469.459 MHz : -0.835 dBm M2 : 2481.146 MHz : -31.728 dBm M3 : 2483.500 MHz : -35.309 dBm	Channel Frequency: 2462.00 MHz

Back to the Matrix

CONDUCTED HIGH BAND-EDGE EMISSIONS - AVERAGE

Variant: 802.11g, Channel: 2462.00 MHz, Chain b, Temp: Ambient, Voltage: 3.3 Vdc

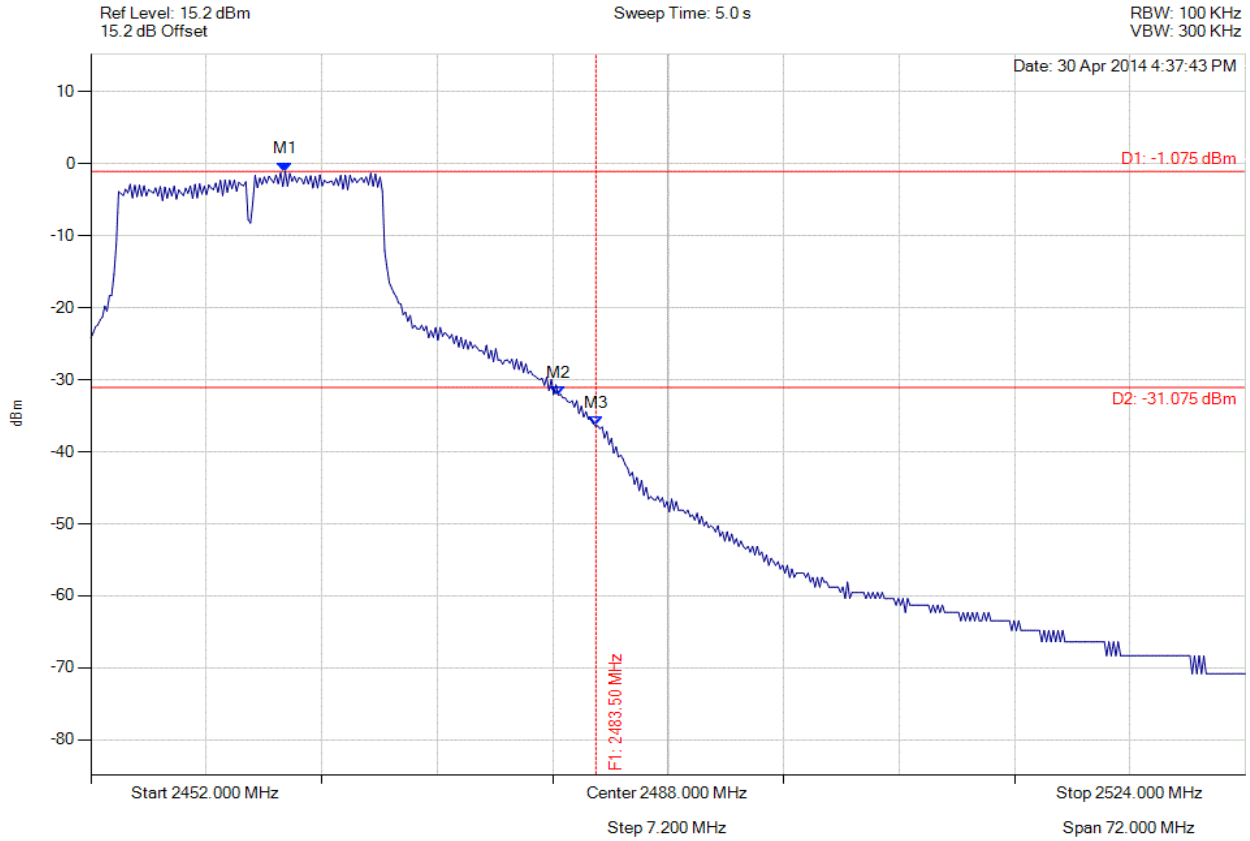

Analyser Setup	Marker : Frequency : Amplitude	Test Results
Detector = AVERAGE Sweep Count = 0 RF Atten (dB) = 10 Trace Mode = VIEW	M1 : 2464.120 MHz : -1.075 dBm M2 : 2481.146 MHz : -32.133 dBm M3 : 2483.500 MHz : -36.392 dBm	Channel Frequency: 2462.00 MHz

Back to the Matrix

CONDUCTED HIGH BAND-EDGE EMISSIONS - AVERAGE

Variant: 802.11g, Channel: 2462.00 MHz, Chain c, Temp: Ambient, Voltage: 3.3 Vdc

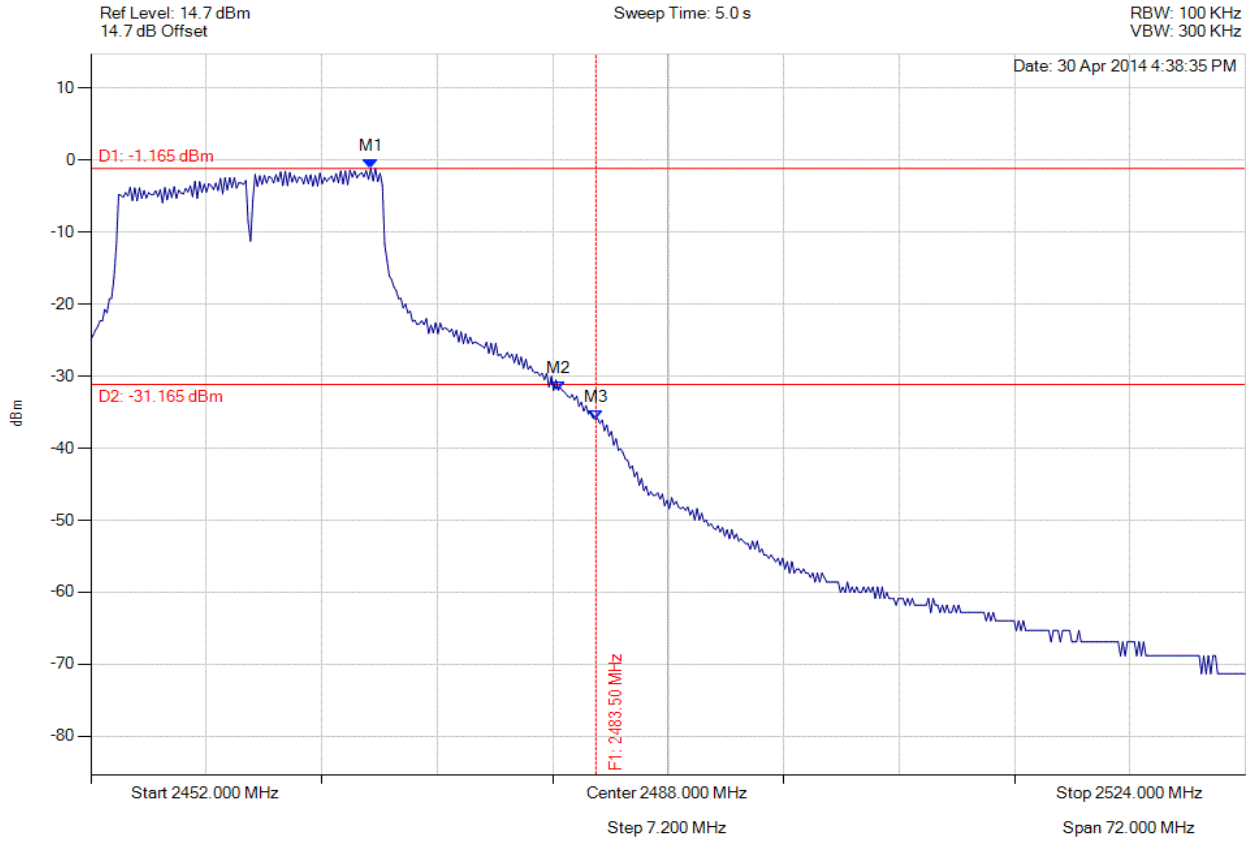

Analyser Setup	Marker : Frequency : Amplitude	Test Results
Detector = AVERAGE Sweep Count = 0 RF Atten (dB) = 10 Trace Mode = VIEW	M1 : 2469.459 MHz : -1.165 dBm M2 : 2481.146 MHz : -31.953 dBm M3 : 2483.500 MHz : -36.005 dBm	Channel Frequency: 2462.00 MHz

Back to the Matrix

CONDUCTED HIGH BAND-EDGE EMISSIONS - AVERAGE

Variant: 802.11n HT-20, Channel: 2462.00 MHz, Chain a, Temp: Ambient, Voltage: 3.3 Vdc

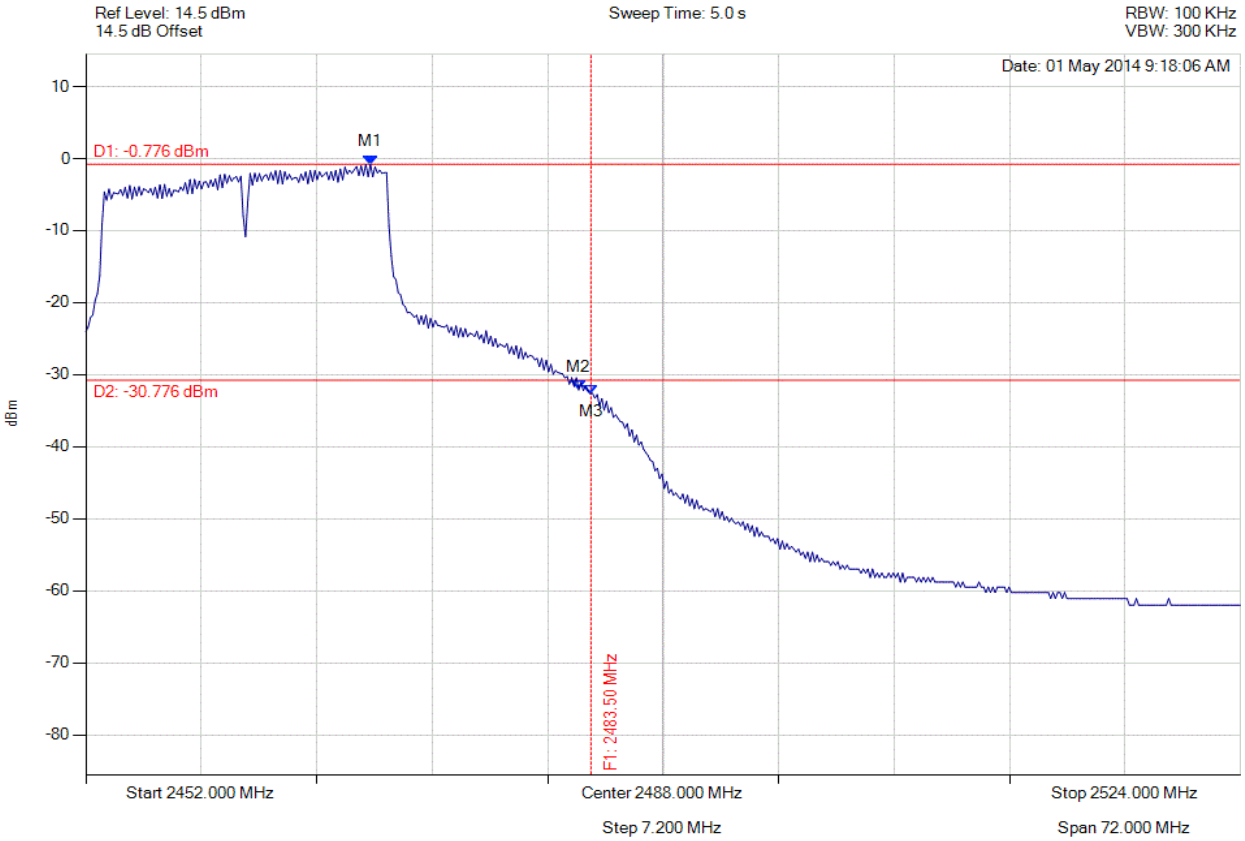

Analyser Setup	Marker : Frequency : Amplitude	Test Results
Detector = AVERAGE Sweep Count = 0 RF Atten (dB) = 20 Trace Mode = VIEW	M1 : 2469.747 MHz : -0.776 dBm M2 : 2482.733 MHz : -32.122 dBm M3 : 2483.500 MHz : -32.633 dBm	Channel Frequency: 2462.00 MHz

Back to the Matrix

CONDUCTED HIGH BAND-EDGE EMISSIONS - AVERAGE

Variant: 802.11n HT-20, Channel: 2462.00 MHz, Chain b, Temp: Ambient, Voltage: 3.3 Vdc

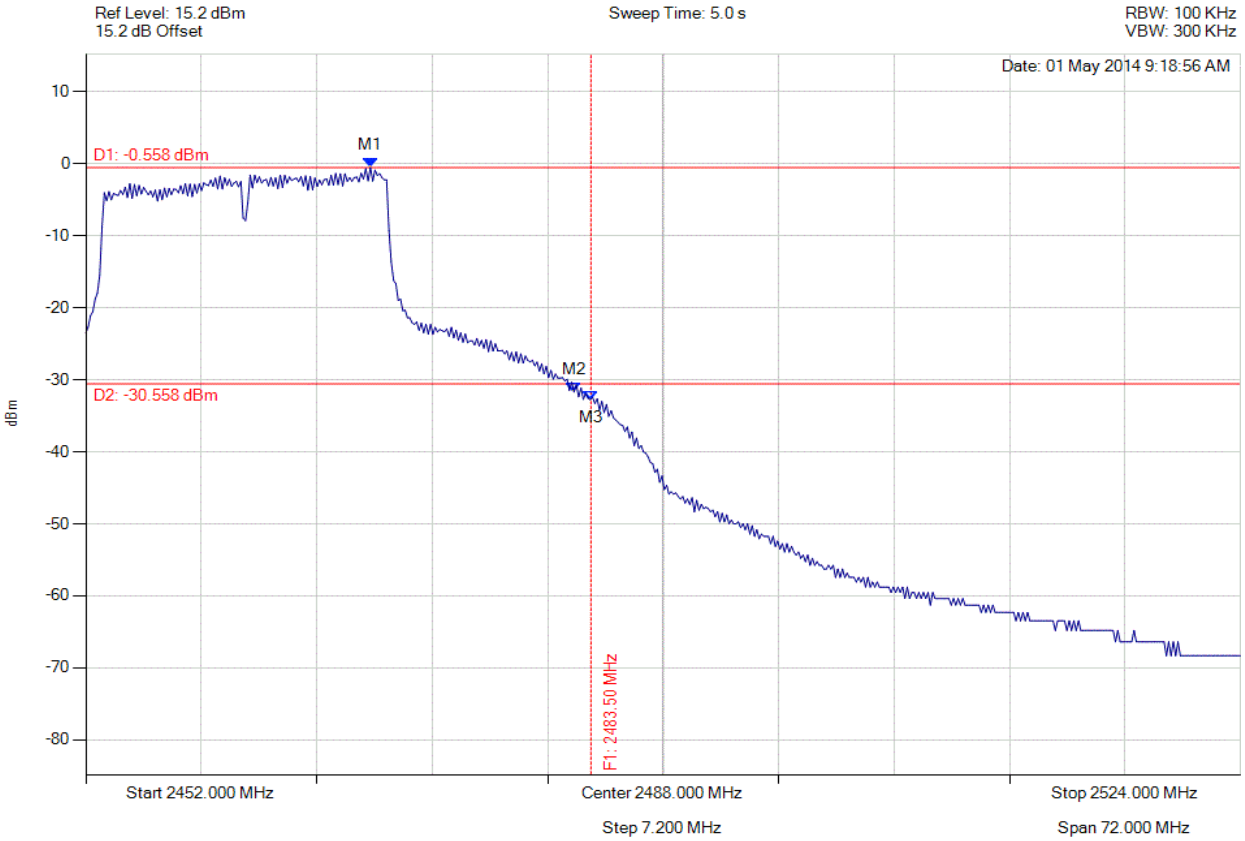

Analyser Setup	Marker : Frequency : Amplitude	Test Results
Detector = AVERAGE Sweep Count = 0 RF Atten (dB) = 10 Trace Mode = VIEW	M1 : 2469.747 MHz : -0.558 dBm M2 : 2482.445 MHz : -31.706 dBm M3 : 2483.500 MHz : -32.761 dBm	Channel Frequency: 2462.00 MHz

Back to the Matrix

CONDUCTED HIGH BAND-EDGE EMISSIONS - AVERAGE

Variant: 802.11n HT-20, Channel: 2462.00 MHz, Chain c, Temp: Ambient, Voltage: 3.3 Vdc

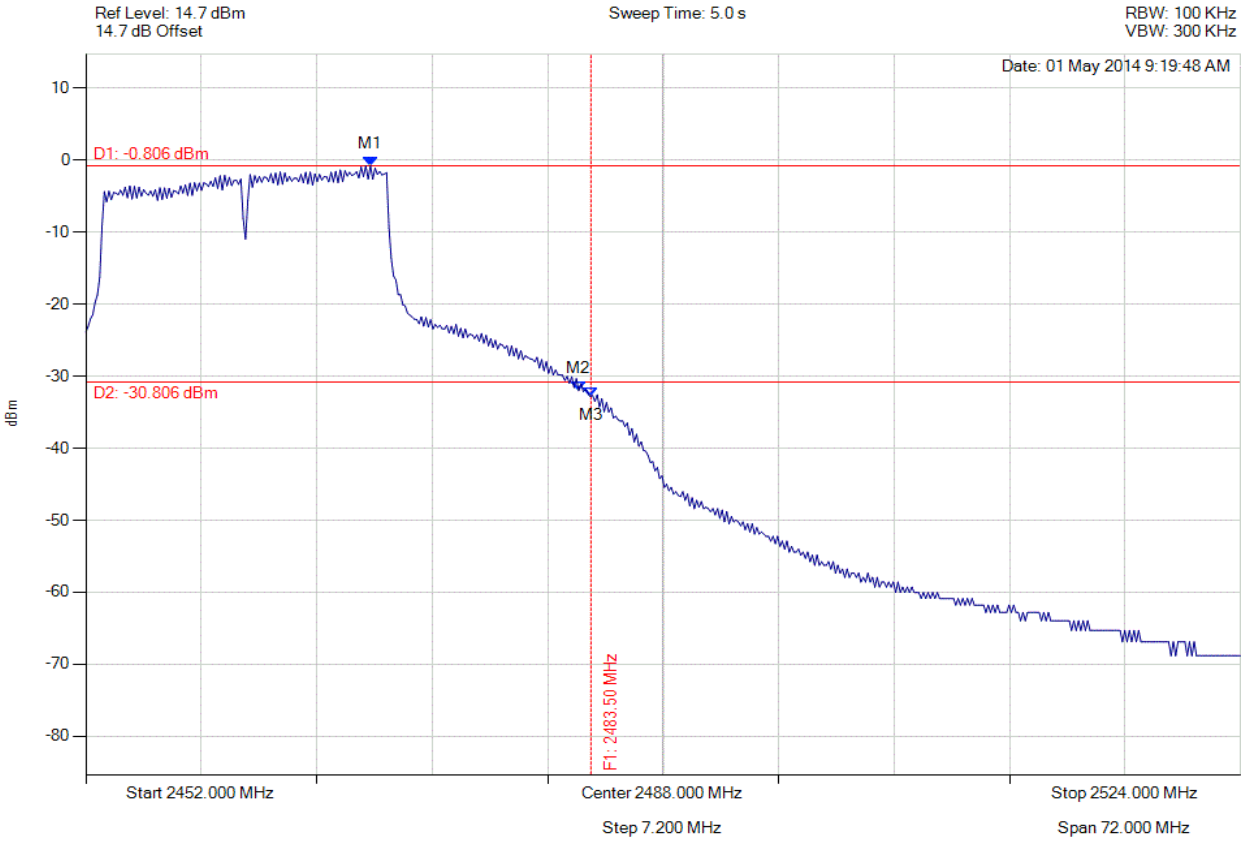

Analyser Setup	Marker : Frequency : Amplitude	Test Results
Detector = AVERAGE Sweep Count = 0 RF Atten (dB) = 10 Trace Mode = VIEW	M1 : 2469.747 MHz : -0.806 dBm M2 : 2482.733 MHz : -32.016 dBm M3 : 2483.500 MHz : -32.837 dBm	Channel Frequency: 2462.00 MHz

Back to the Matrix

CONDUCTED HIGH BAND-EDGE EMISSIONS - AVERAGE

Variant: 802.11n HT-40, Channel: 2452.00 MHz, Chain a, Temp: Ambient, Voltage: 3.3 Vdc

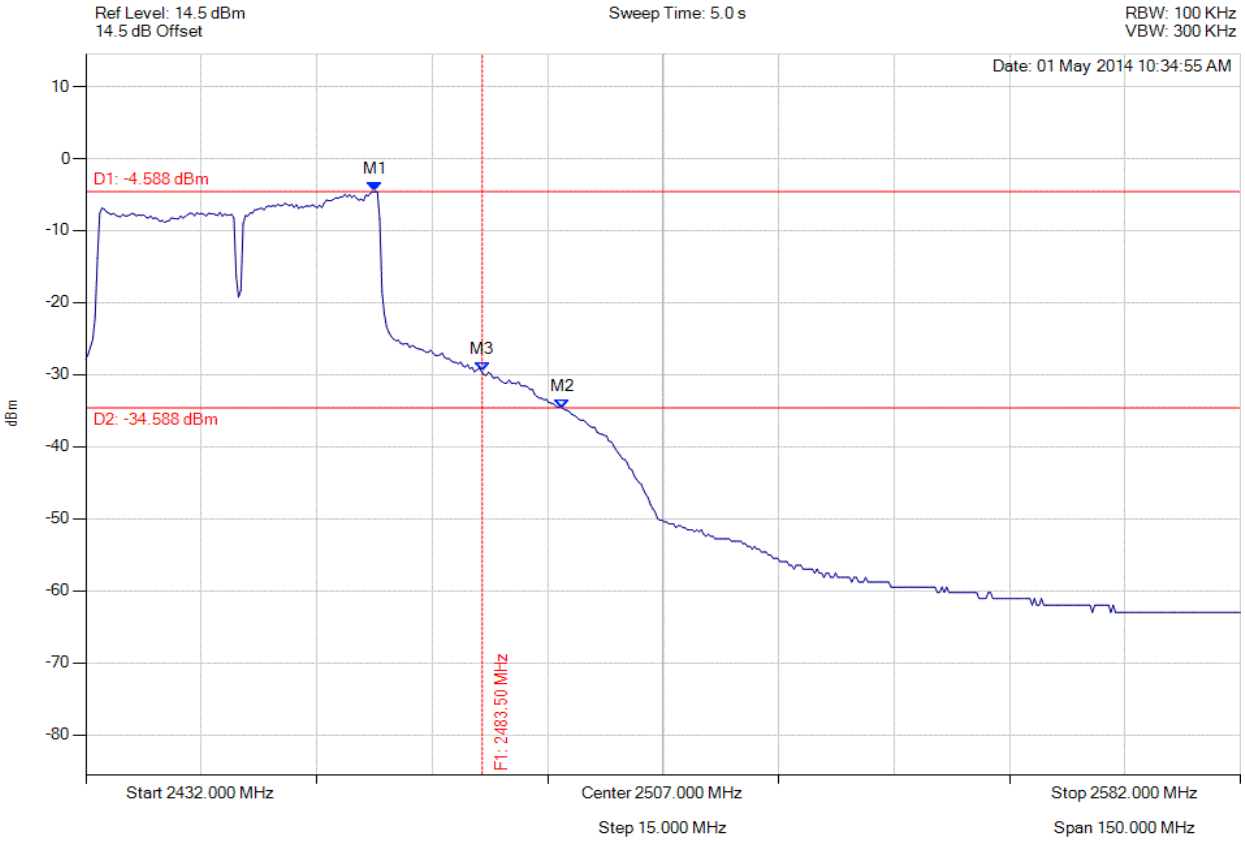

Analyser Setup	Marker : Frequency : Amplitude	Test Results
Detector = AVERAGE Sweep Count = 0 RF Atten (dB) = 20 Trace Mode = VIEW	M1 : 2469.575 MHz : -4.588 dBm M2 : 2493.924 MHz : -34.662 dBm M3 : 2483.500 MHz : -29.539 dBm	Channel Frequency: 2452.00 MHz

Back to the Matrix

CONDUCTED HIGH BAND-EDGE EMISSIONS - AVERAGE

Variant: 802.11n HT-40, Channel: 2452.00 MHz, Chain a, Temp: Ambient, Voltage: 3.3 Vdc

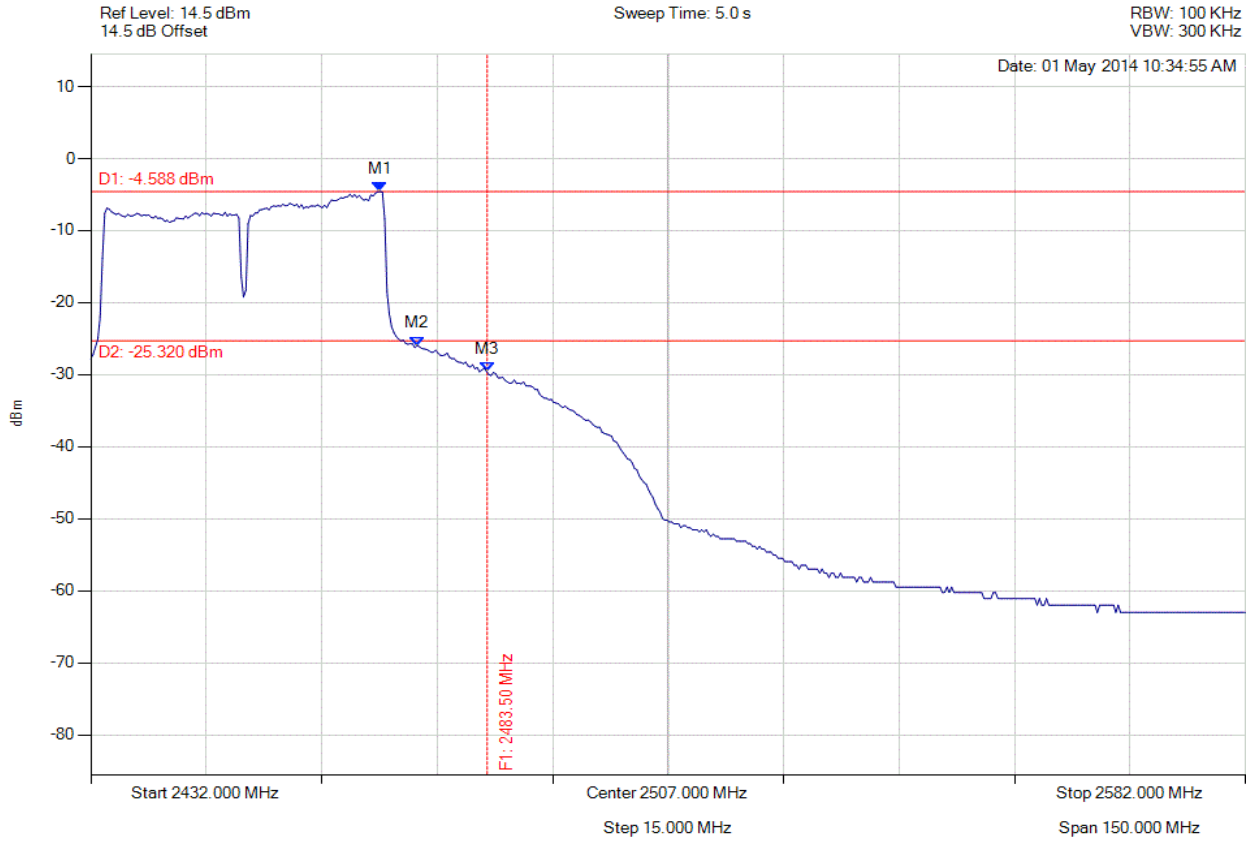

Analyser Setup	Marker : Frequency : Amplitude	Test Results
Detector = AVERAGE Sweep Count = 0 RF Atten (dB) = 20 Trace Mode = VIEW	M1 : 2469.575 MHz : -4.588 dBm M2 : 2474.385 MHz : -25.963 dBm M3 : 2483.500 MHz : -29.539 dBm	Channel Frequency: 2452.00 MHz

Back to the Matrix

CONDUCTED HIGH BAND-EDGE EMISSIONS - AVERAGE

Variant: 802.11n HT-40, Channel: 2452.00 MHz, Chain b, Temp: Ambient, Voltage: 3.3 Vdc

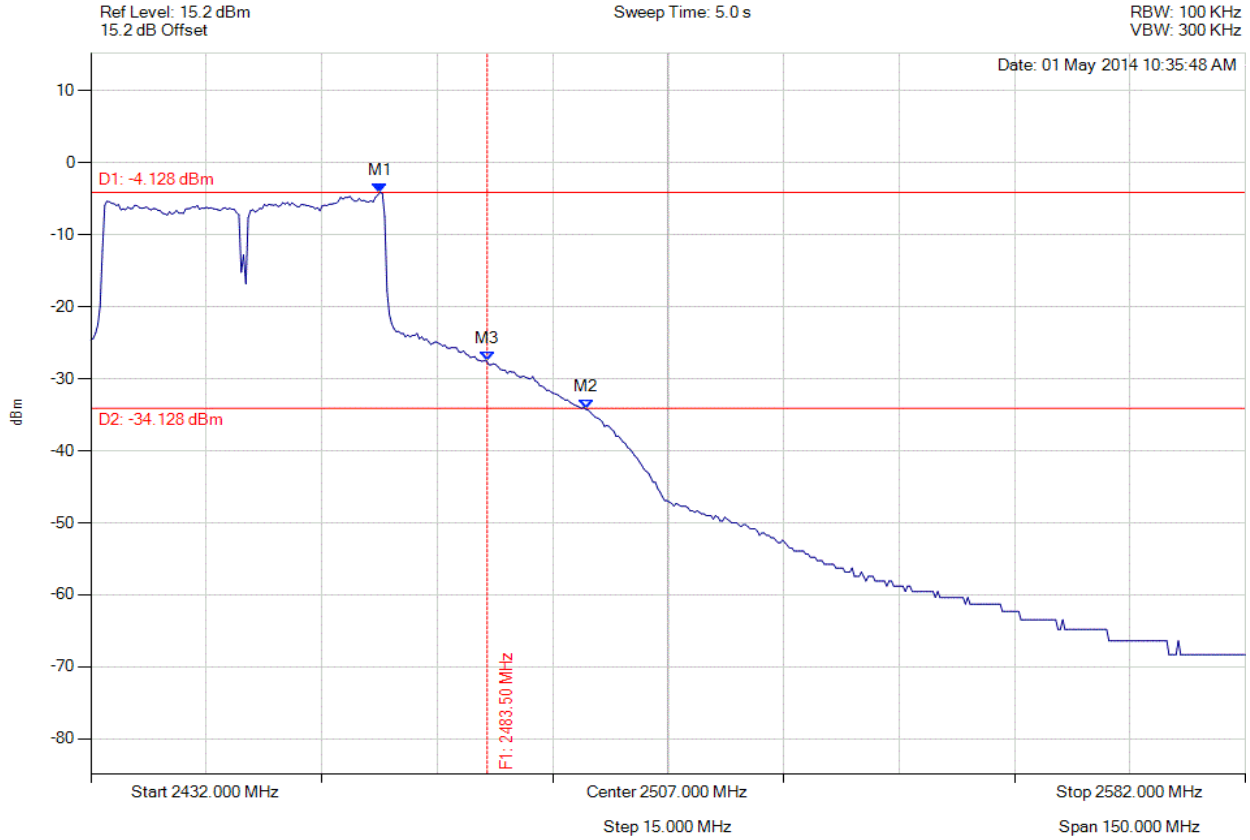

Analyser Setup	Marker : Frequency : Amplitude	Test Results
Detector = AVERAGE Sweep Count = 0 RF Atten (dB) = 10 Trace Mode = VIEW	M1 : 2469.575 MHz : -4.128 dBm M2 : 2496.329 MHz : -34.258 dBm M3 : 2483.500 MHz : -27.516 dBm	Channel Frequency: 2452.00 MHz

Back to the Matrix

CONDUCTED HIGH BAND-EDGE EMISSIONS - AVERAGE

Variant: 802.11n HT-40, Channel: 2452.00 MHz, Chain b, Temp: Ambient, Voltage: 3.3 Vdc

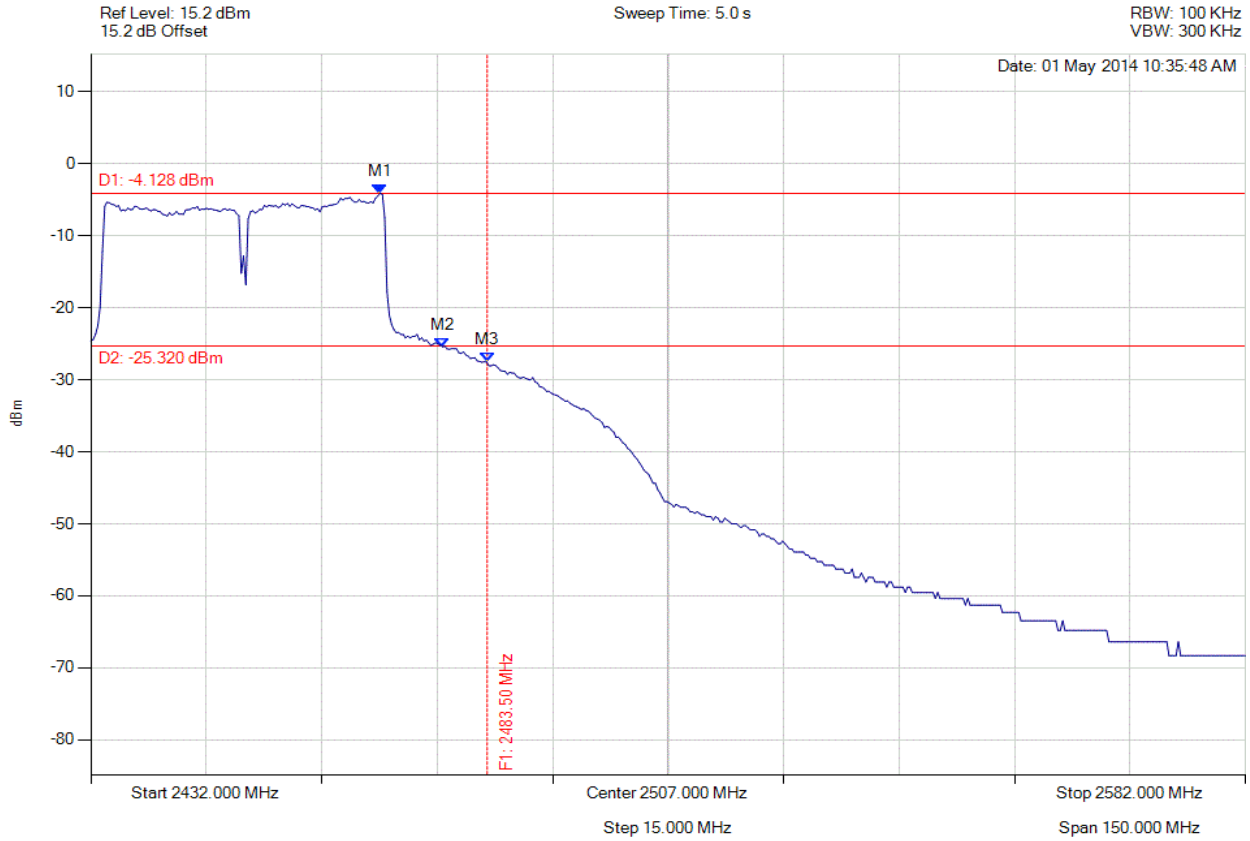

Analyser Setup	Marker : Frequency : Amplitude	Test Results
Detector = AVERAGE Sweep Count = 0 RF Atten (dB) = 10 Trace Mode = VIEW	M1 : 2469.575 MHz : -4.128 dBm M2 : 2477.691 MHz : -25.448 dBm M3 : 2483.500 MHz : -27.516 dBm	Channel Frequency: 2452.00 MHz

Back to the Matrix

CONDUCTED HIGH BAND-EDGE EMISSIONS - AVERAGE

Variant: 802.11n HT-40, Channel: 2452.00 MHz, Chain c, Temp: Ambient, Voltage: 3.3 Vdc

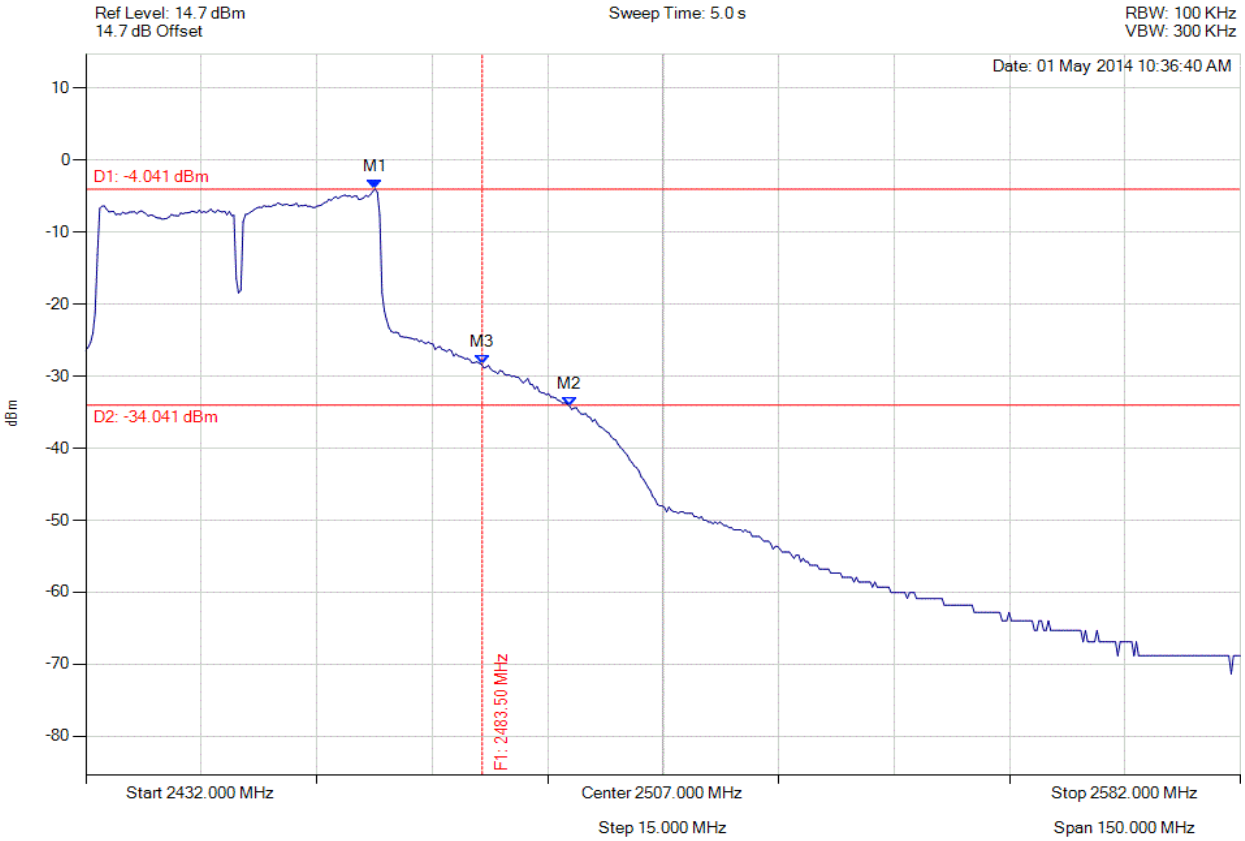

Analyser Setup	Marker : Frequency : Amplitude	Test Results
Detector = AVERAGE Sweep Count = 0 RF Atten (dB) = 10 Trace Mode = VIEW	M1 : 2469.575 MHz : -4.041 dBm M2 : 2494.826 MHz : -34.136 dBm M3 : 2483.500 MHz : -28.380 dBm	Channel Frequency: 2452.00 MHz

Back to the Matrix

CONDUCTED HIGH BAND-EDGE EMISSIONS - AVERAGE

Variant: 802.11n HT-40, Channel: 2452.00 MHz, Chain c, Temp: Ambient, Voltage: 3.3 Vdc

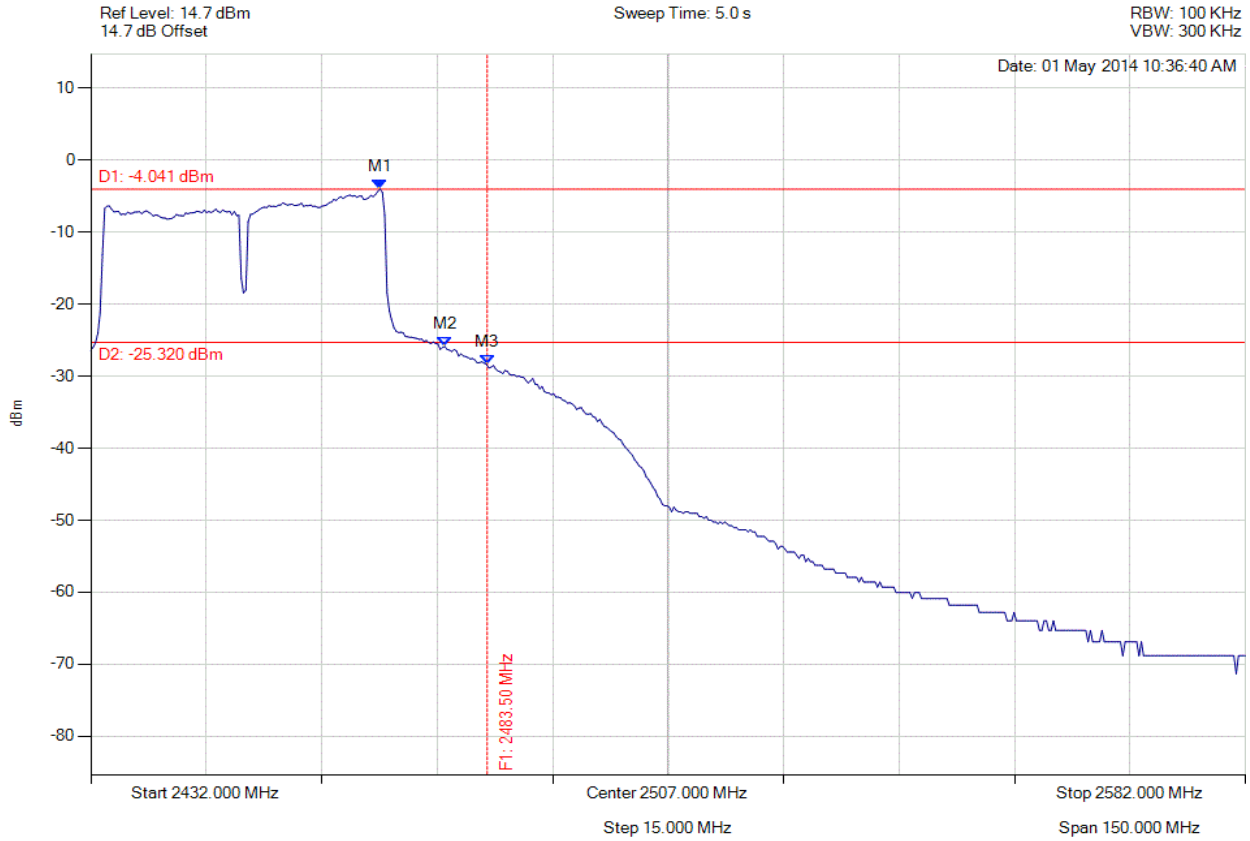

Analyser Setup	Marker : Frequency : Amplitude	Test Results
Detector = AVERAGE Sweep Count = 0 RF Atten (dB) = 10 Trace Mode = VIEW	M1 : 2469.575 MHz : -4.041 dBm M2 : 2477.992 MHz : -25.886 dBm M3 : 2483.500 MHz : -28.380 dBm	Channel Frequency: 2452.00 MHz

Back to the Matrix

CONDUCTED HIGH BAND-EDGE EMISSIONS - AVERAGE

Variant: 802.11a, Channel: 5825.00 MHz, Chain a, Temp: Ambient, Voltage: 3.3 Vdc

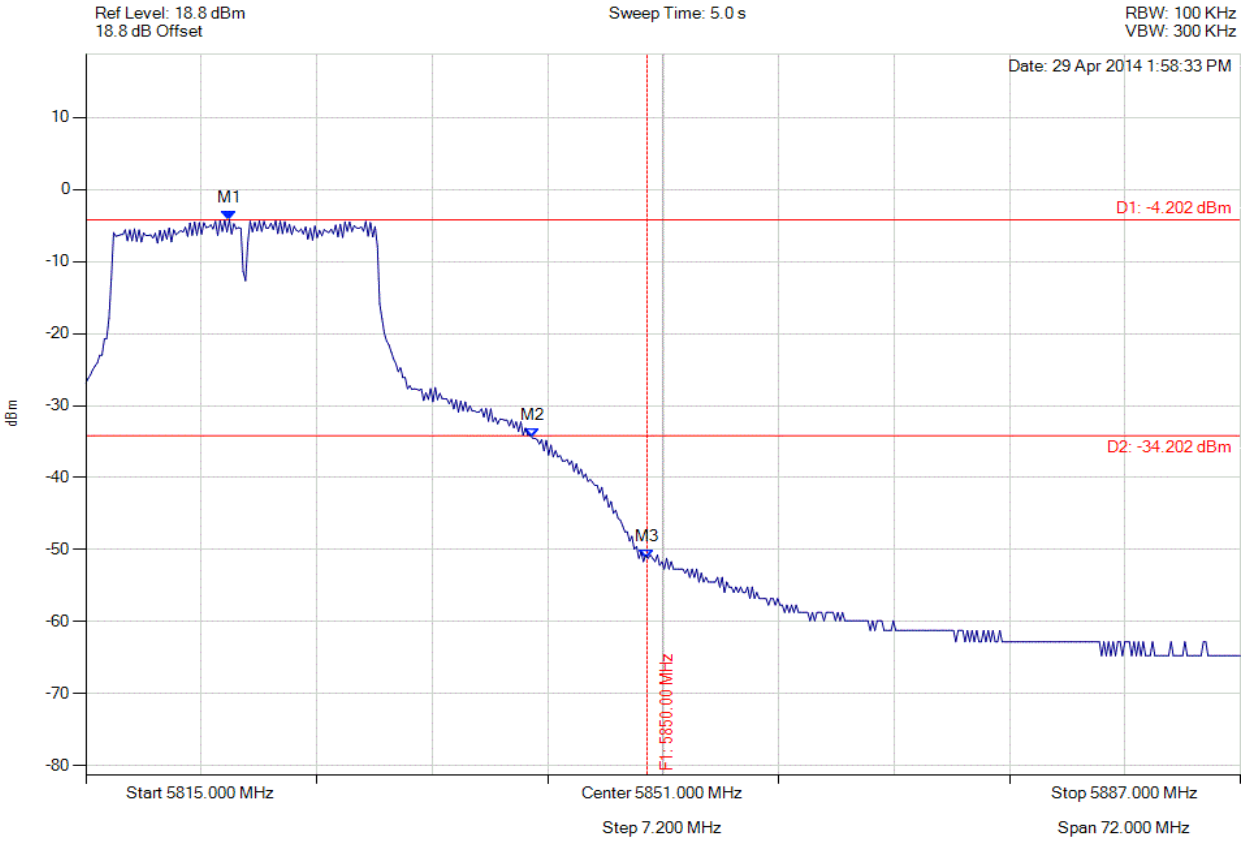

Analyser Setup	Marker : Frequency : Amplitude	Test Results
Detector = AVERAGE Sweep Count = 0 RF Atten (dB) = 10 Trace Mode = VIEW	M1 : 5823.946 MHz : -4.202 dBm M2 : 5842.848 MHz : -34.486 dBm M3 : 5850.000 MHz : -51.190 dBm	Channel Frequency: 5825.00 MHz

Back to the Matrix

CONDUCTED HIGH BAND-EDGE EMISSIONS - AVERAGE

Variant: 802.11a, Channel: 5825.00 MHz, Chain b, Temp: Ambient, Voltage: 3.3 Vdc

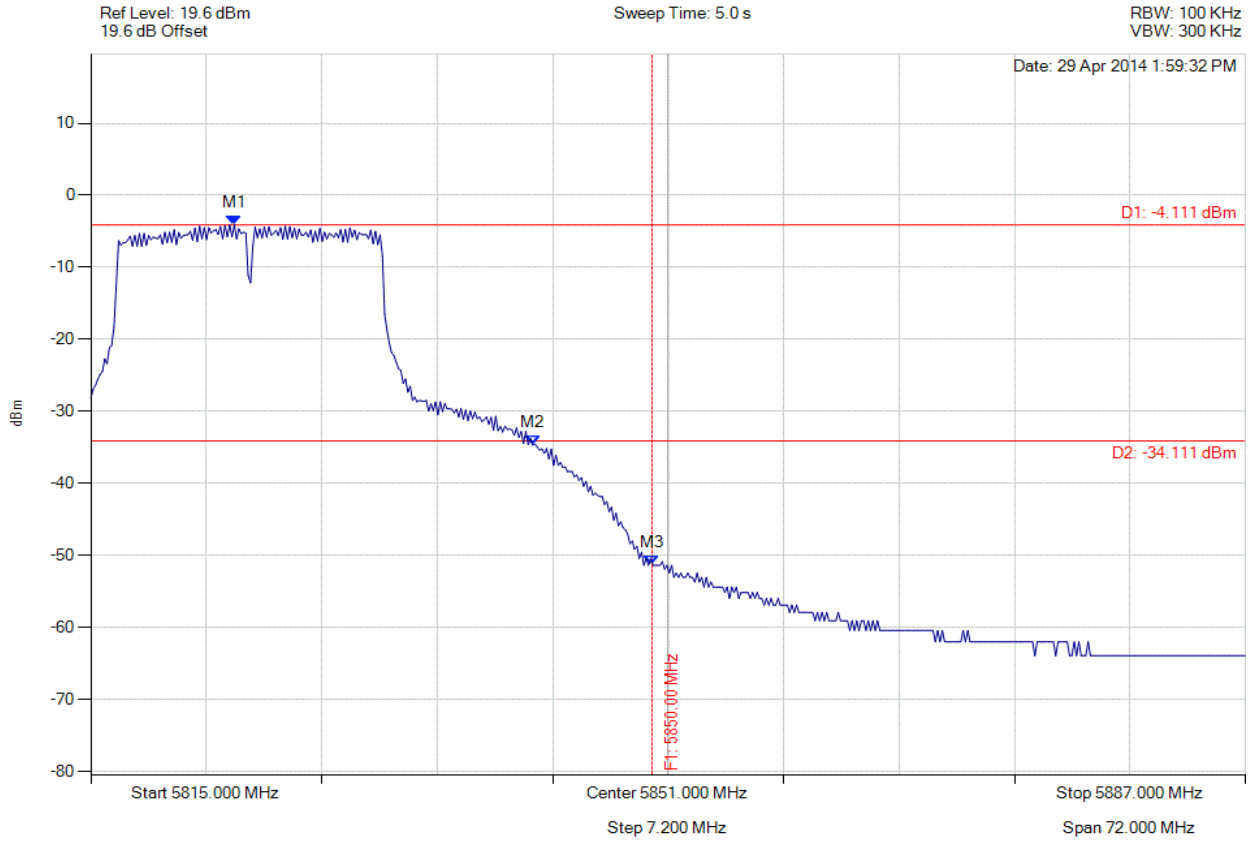

Analyser Setup	Marker : Frequency : Amplitude	Test Results
Detector = AVERAGE Sweep Count = 0 RF Atten (dB) = 10 Trace Mode = VIEW	M1 : 5823.946 MHz : -4.111 dBm M2 : 5842.559 MHz : -34.676 dBm M3 : 5850.000 MHz : -51.356 dBm	Channel Frequency: 5825.00 MHz

Back to the Matrix

CONDUCTED HIGH BAND-EDGE EMISSIONS - AVERAGE

Variant: 802.11a, Channel: 5825.00 MHz, Chain c, Temp: Ambient, Voltage: 3.3 Vdc

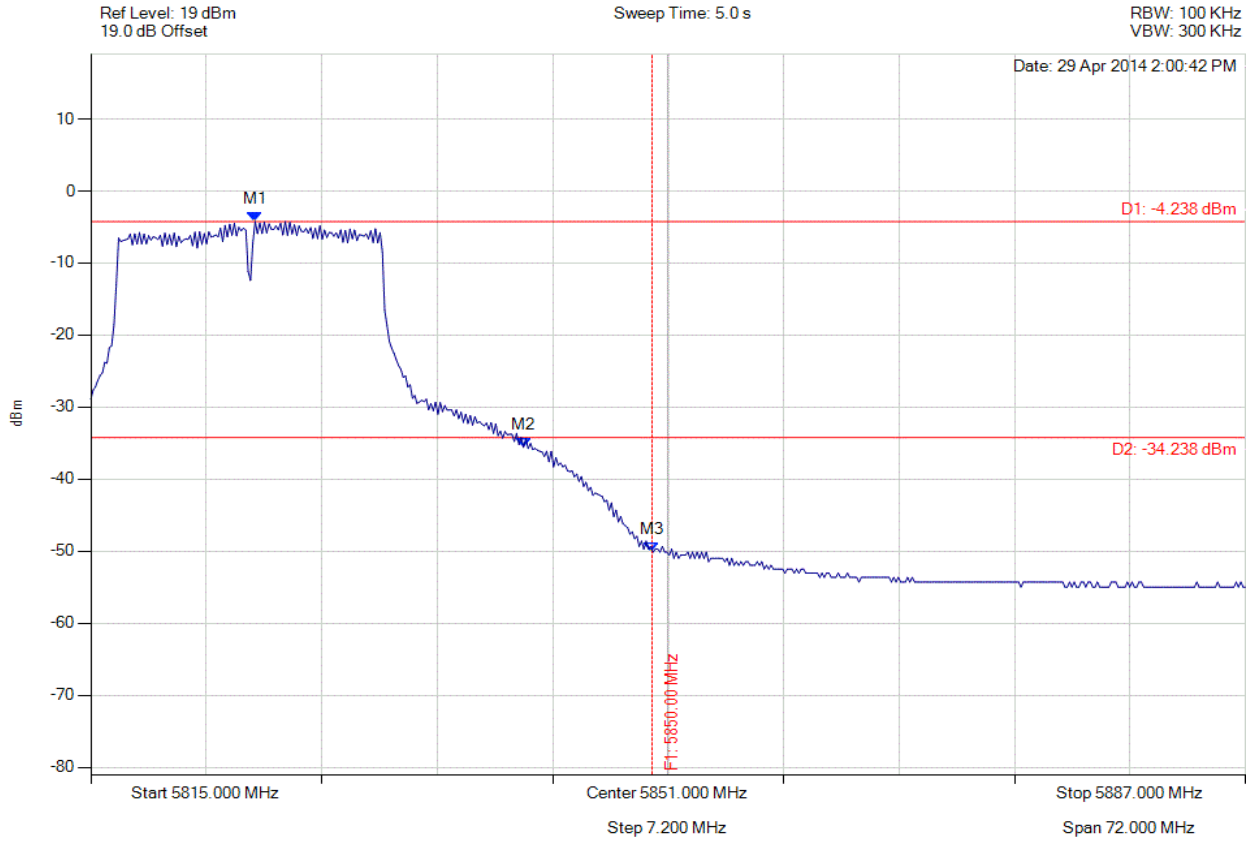

Analyser Setup	Marker : Frequency : Amplitude	Test Results
Detector = AVERAGE Sweep Count = 0 RF Atten (dB) = 20 Trace Mode = VIEW	M1 : 5825.244 MHz : -4.238 dBm M2 : 5841.982 MHz : -35.581 dBm M3 : 5850.000 MHz : -50.121 dBm	Channel Frequency: 5825.00 MHz

Back to the Matrix

CONDUCTED HIGH BAND-EDGE EMISSIONS - AVERAGE

Variant: 802.11ac-40, Channel: 5795.00 MHz, Chain a, Temp: Ambient, Voltage: 3.3 Vdc

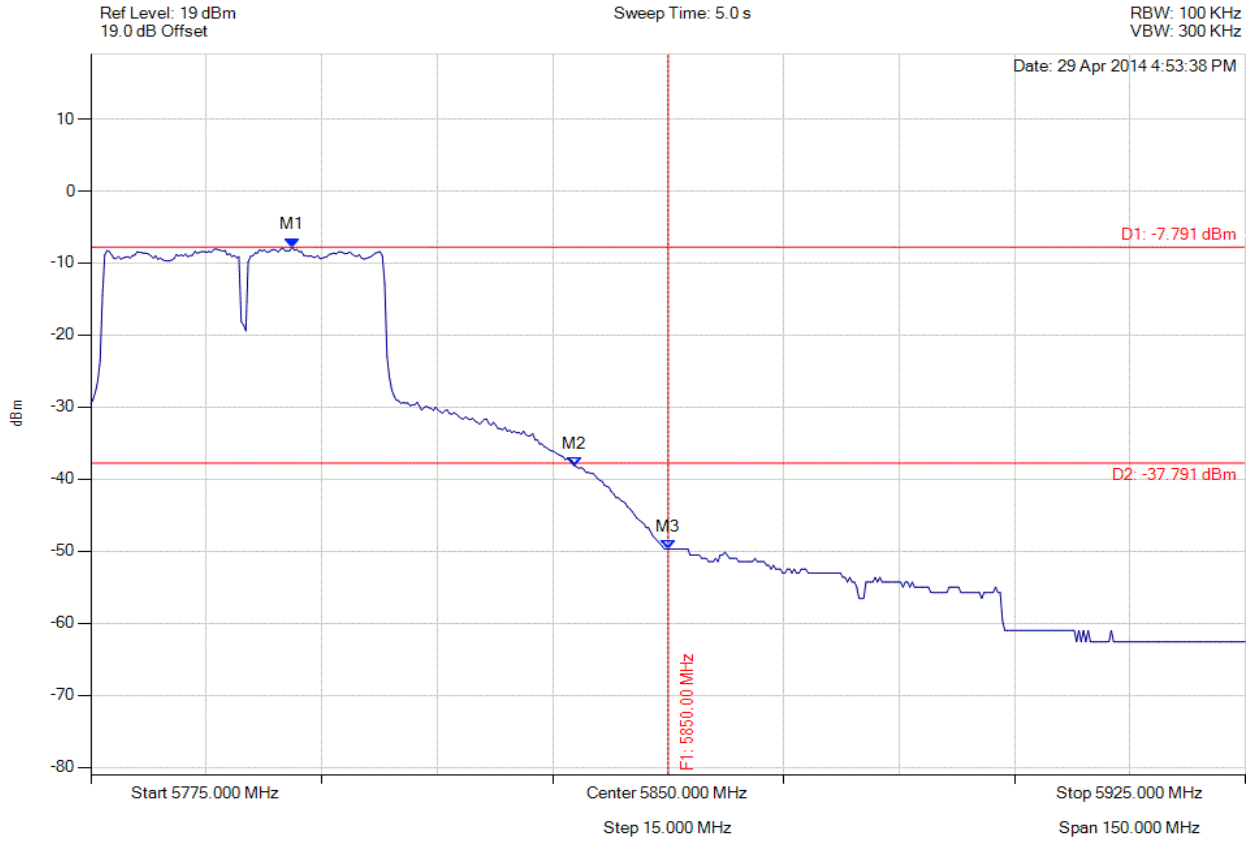

Analyser Setup	Marker : Frequency : Amplitude	Test Results
Detector = AVERAGE Sweep Count = 0 RF Atten (dB) = 10 Trace Mode = VIEW	M1 : 5801.152 MHz : -7.791 dBm M2 : 5837.826 MHz : -38.184 dBm M3 : 5850.000 MHz : -49.717 dBm	Channel Frequency: 5795.00 MHz

Back to the Matrix

CONDUCTED HIGH BAND-EDGE EMISSIONS - AVERAGE

Variant: 802.11ac-40, Channel: 5795.00 MHz, Chain b, Temp: Ambient, Voltage: 3.3 Vdc

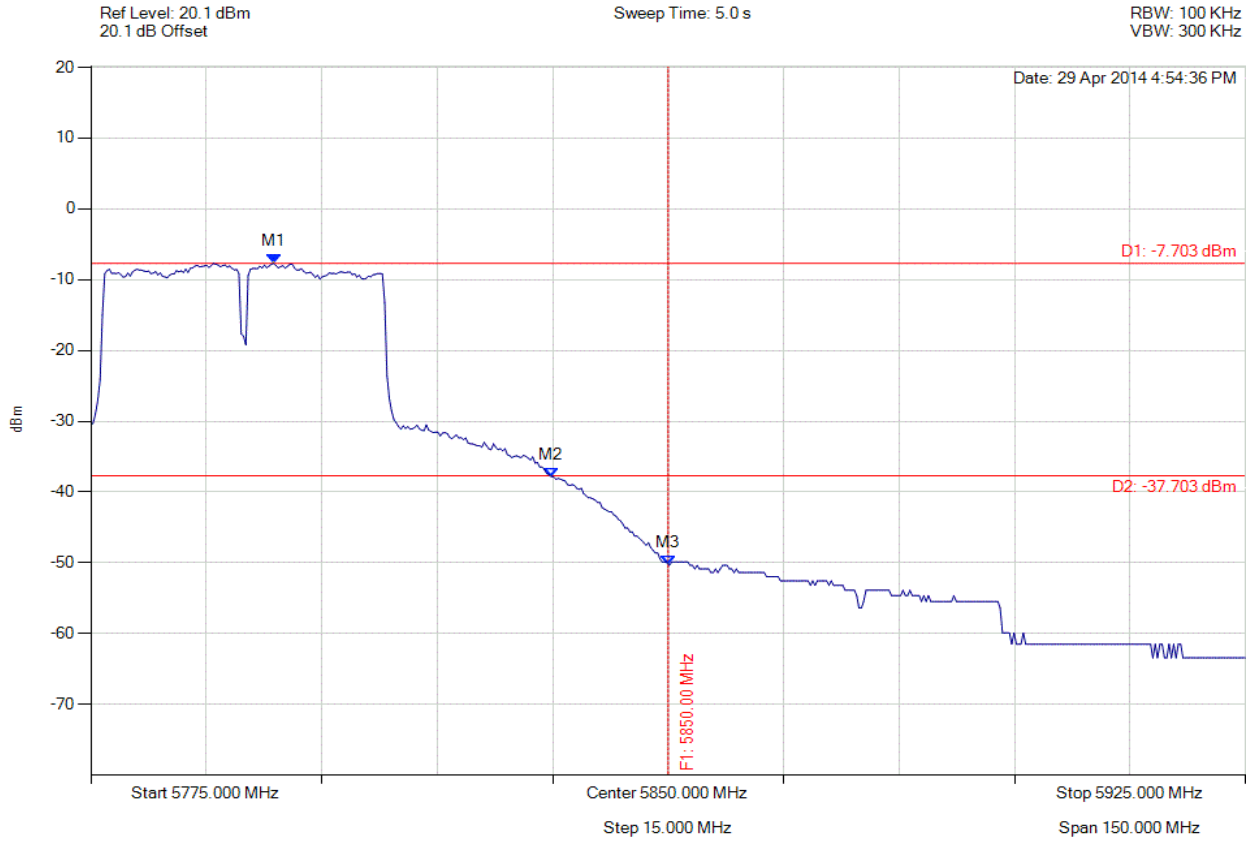

Analyser Setup	Marker : Frequency : Amplitude	Test Results
Detector = AVERAGE Sweep Count = 0 RF Atten (dB) = 10 Trace Mode = VIEW	M1 : 5798.747 MHz : -7.703 dBm M2 : 5834.820 MHz : -37.849 dBm M3 : 5850.000 MHz : -50.360 dBm	Channel Frequency: 5795.00 MHz

Back to the Matrix

CONDUCTED HIGH BAND-EDGE EMISSIONS - AVERAGE

Variant: 802.11ac-40, Channel: 5795.00 MHz, Chain c, Temp: Ambient, Voltage: 3.3 Vdc

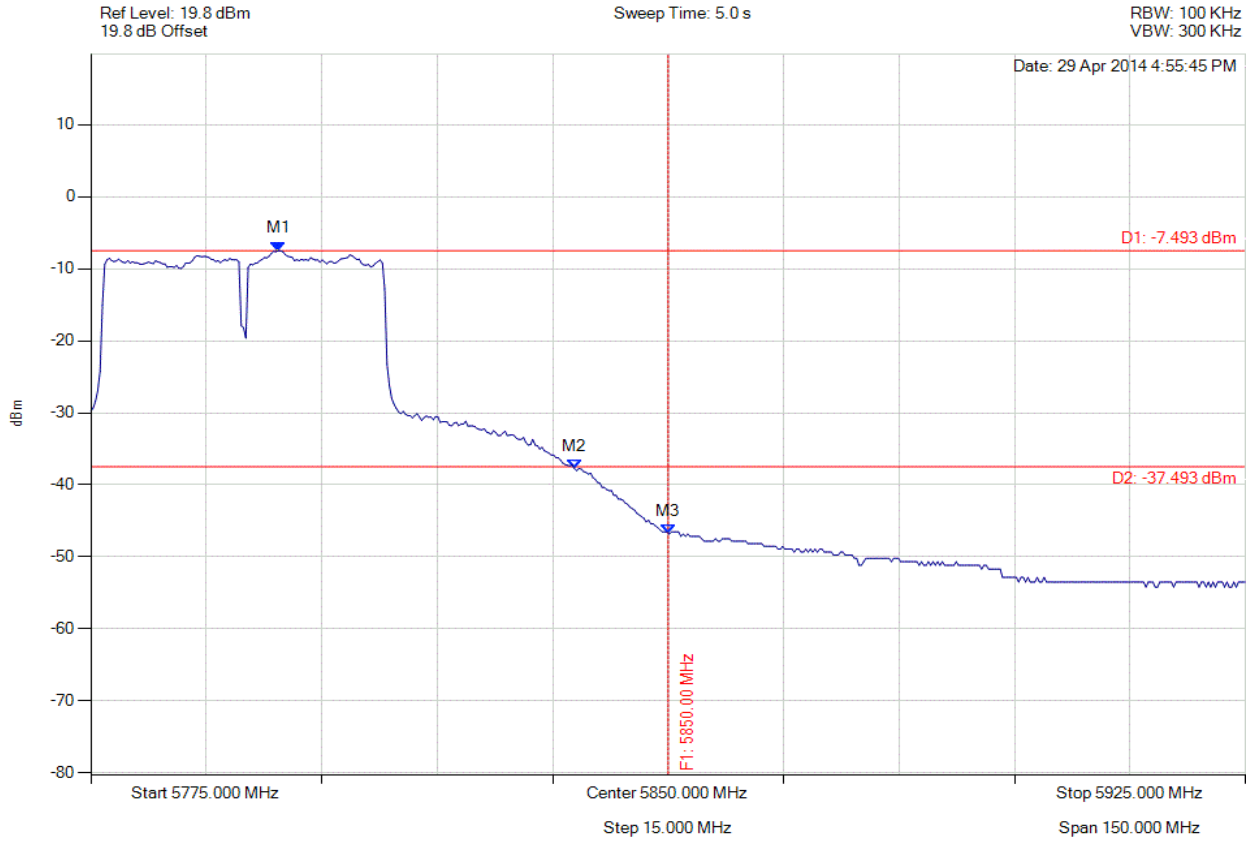

Analyser Setup	Marker : Frequency : Amplitude	Test Results
Detector = AVERAGE Sweep Count = 0 RF Atten (dB) = 20 Trace Mode = VIEW	M1 : 5799.349 MHz : -7.493 dBm M2 : 5837.826 MHz : -37.704 dBm M3 : 5850.000 MHz : -46.822 dBm	Channel Frequency: 5795.00 MHz

Back to the Matrix

CONDUCTED HIGH BAND-EDGE EMISSIONS - AVERAGE

Variant: 802.11ac-80, Channel: 5775.00 MHz, Chain a, Temp: Ambient, Voltage: 3.3 Vdc

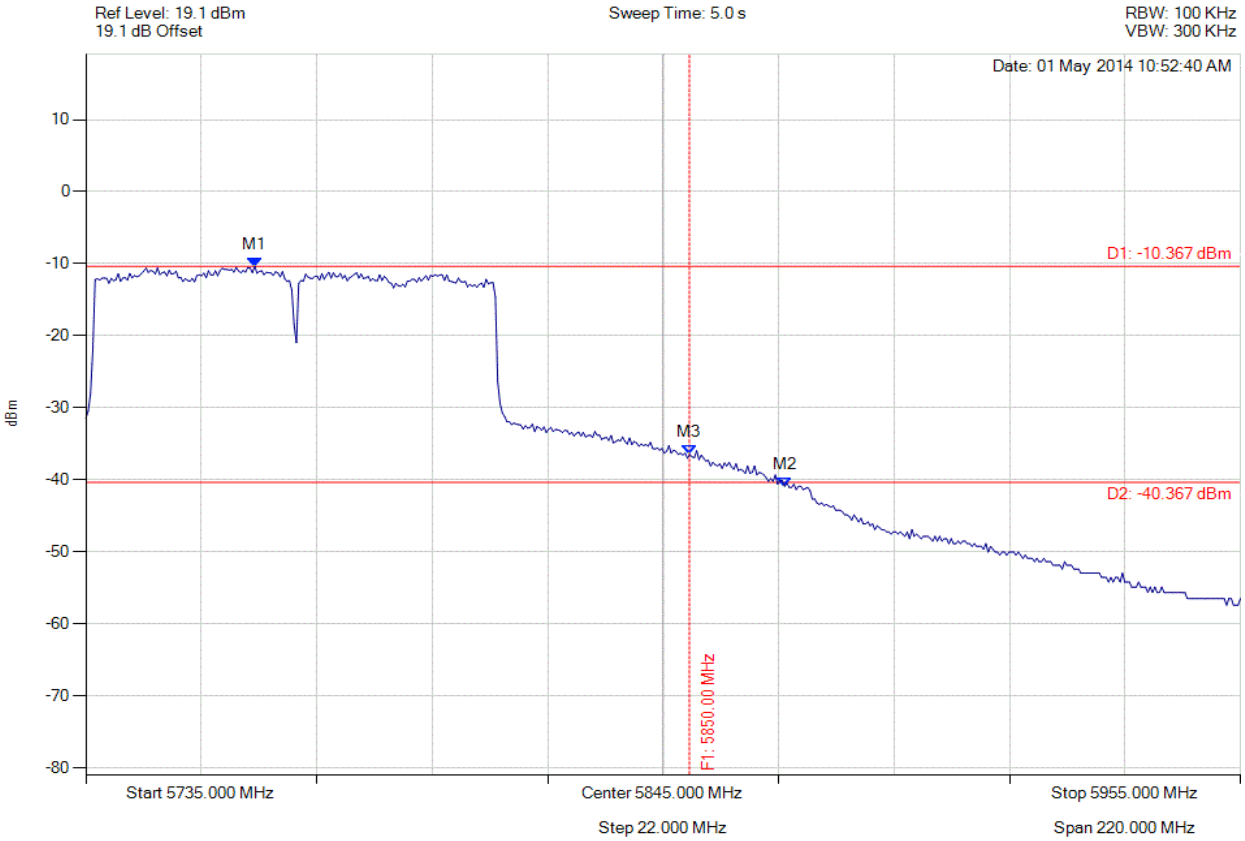

Analyser Setup	Marker : Frequency : Amplitude	Test Results
Detector = AVERAGE Sweep Count = 0 RF Atten (dB) = 10 Trace Mode = VIEW	M1 : 5767.184 MHz : -10.367 dBm M2 : 5868.146 MHz : -40.902 dBm M3 : 5850.000 MHz : -36.465 dBm	Channel Frequency: 5775.00 MHz

Back to the Matrix

CONDUCTED HIGH BAND-EDGE EMISSIONS - AVERAGE

Variant: 802.11ac-80, Channel: 5775.00 MHz, Chain a, Temp: Ambient, Voltage: 3.3 Vdc

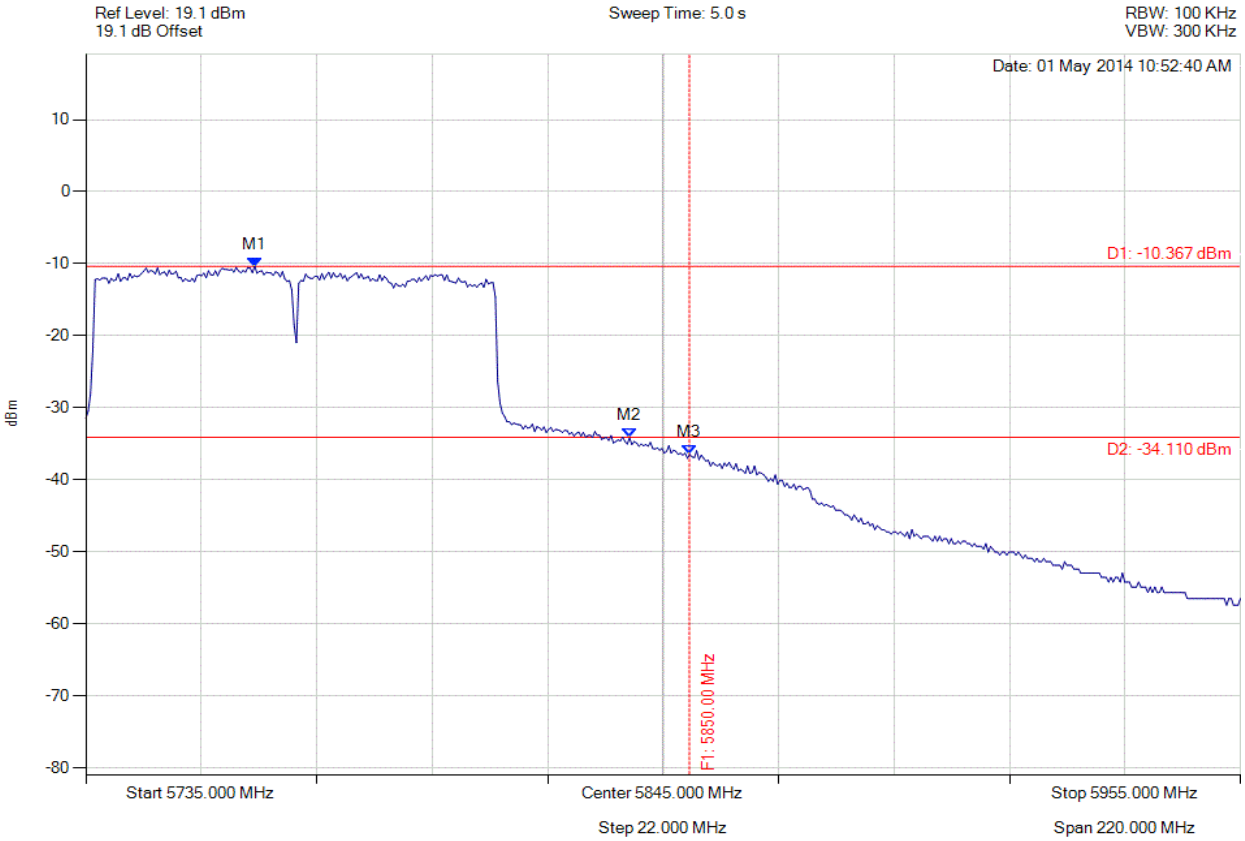

Analyser Setup	Marker : Frequency : Amplitude	Test Results
Detector = AVERAGE Sweep Count = 0 RF Atten (dB) = 10 Trace Mode = VIEW	M1 : 5767.184 MHz : -10.367 dBm M2 : 5838.607 MHz : -34.186 dBm M3 : 5850.000 MHz : -36.465 dBm	Channel Frequency: 5775.00 MHz

CONDUCTED HIGH BAND-EDGE EMISSIONS - AVERAGE

Variant: 802.11ac-80, Channel: 5775.00 MHz, Chain b, Temp: Ambient, Voltage: 3.3 Vdc

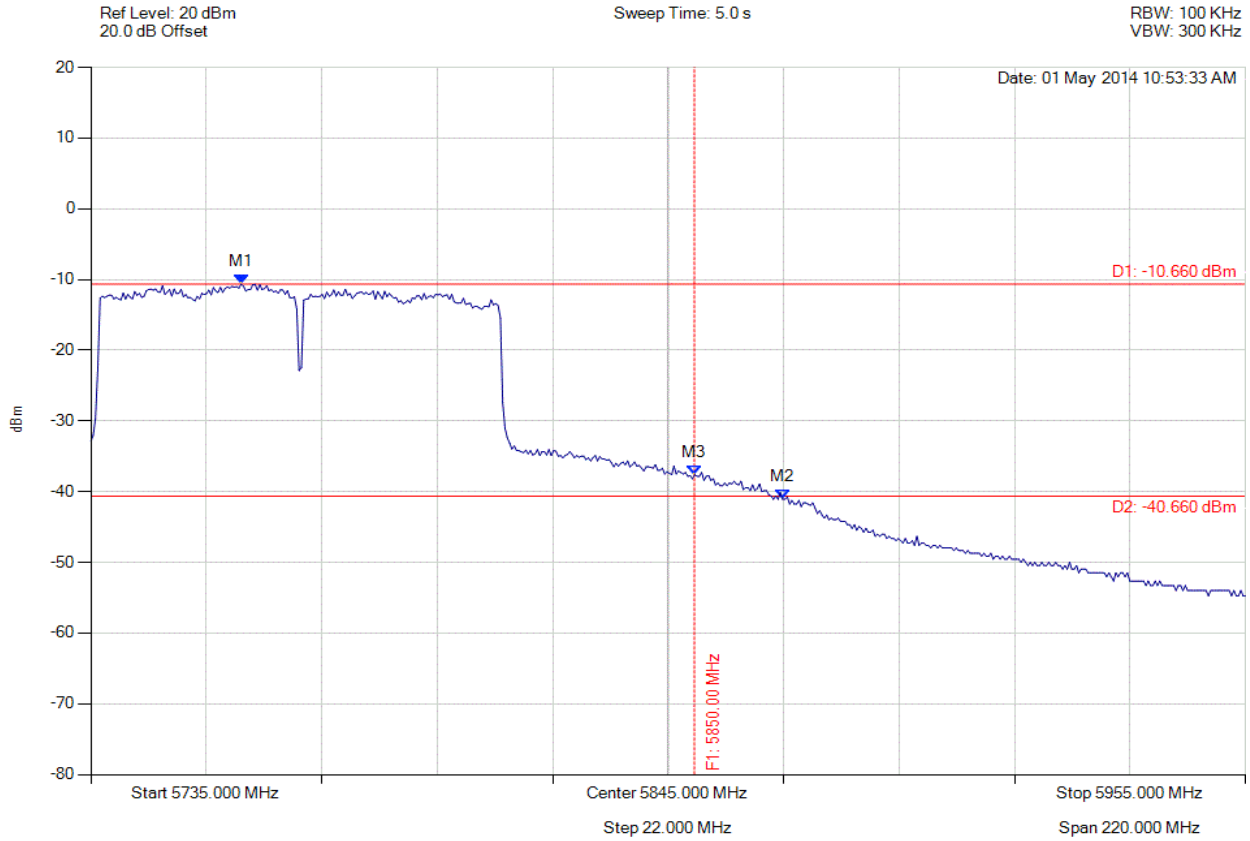

Analyser Setup	Marker : Frequency : Amplitude	Test Results
Detector = AVERAGE Sweep Count = 0 RF Atten (dB) = 10 Trace Mode = VIEW	M1 : 5763.657 MHz : -10.660 dBm M2 : 5866.824 MHz : -41.080 dBm M3 : 5850.000 MHz : -37.613 dBm	Channel Frequency: 5775.00 MHz

Back to the Matrix

CONDUCTED HIGH BAND-EDGE EMISSIONS - AVERAGE

Variant: 802.11ac-80, Channel: 5775.00 MHz, Chain b, Temp: Ambient, Voltage: 3.3 Vdc

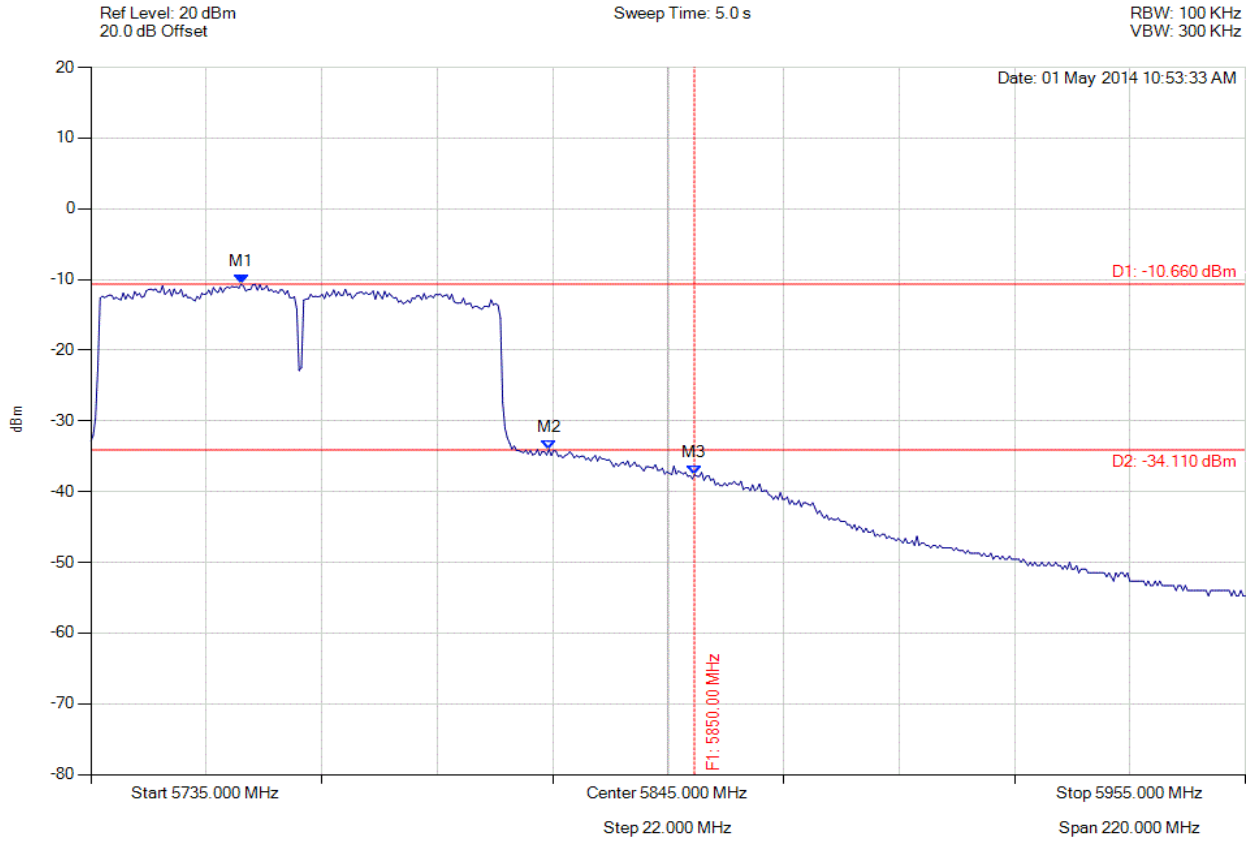

Analyser Setup	Marker : Frequency : Amplitude	Test Results
Detector = AVERAGE Sweep Count = 0 RF Atten (dB) = 10 Trace Mode = VIEW	M1 : 5763.657 MHz : -10.660 dBm M2 : 5822.295 MHz : -34.054 dBm M3 : 5850.000 MHz : -37.613 dBm	Channel Frequency: 5775.00 MHz

CONDUCTED HIGH BAND-EDGE EMISSIONS - AVERAGE

Variant: 802.11ac-80, Channel: 5775.00 MHz, Chain c, Temp: Ambient, Voltage: 3.3 Vdc

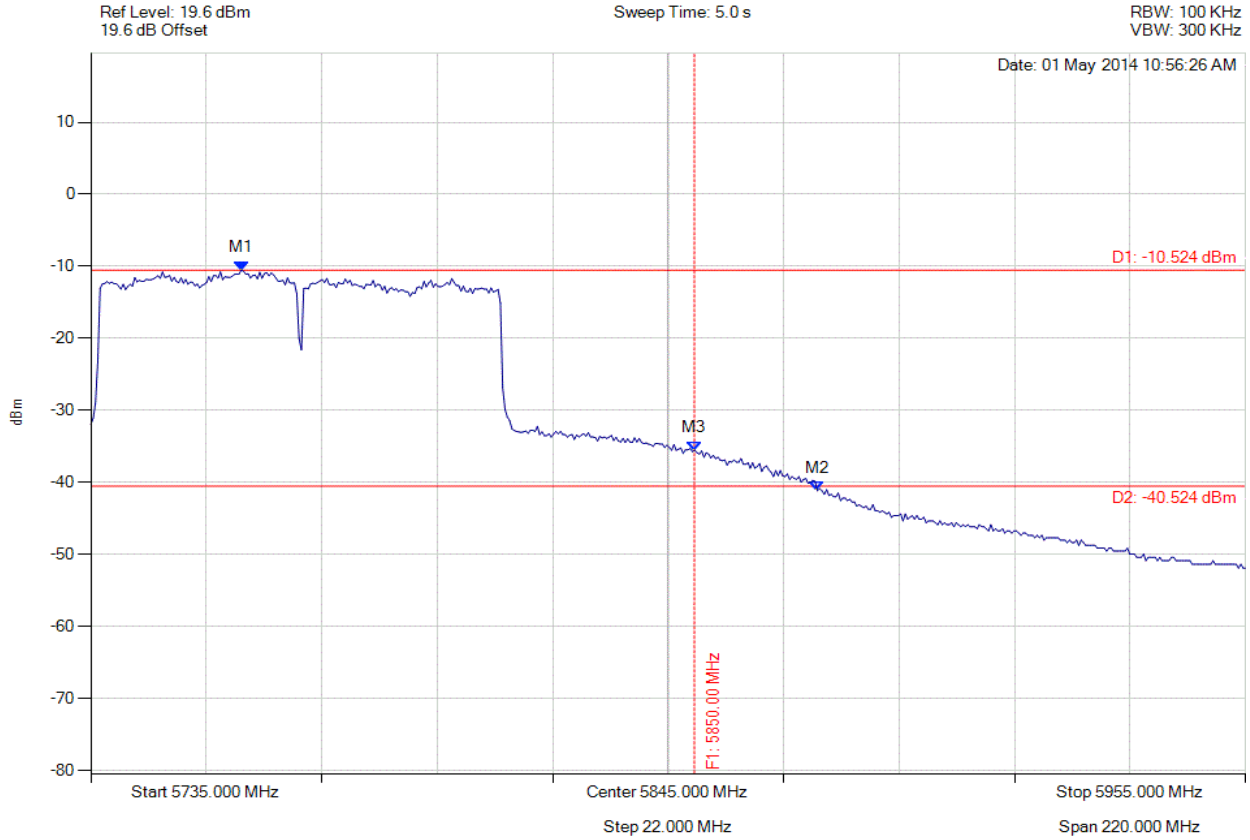

Analyser Setup	Marker : Frequency : Amplitude	Test Results
Detector = AVERAGE Sweep Count = 0 RF Atten (dB) = 20 Trace Mode = VIEW	M1 : 5763.657 MHz : -10.524 dBm M2 : 5873.437 MHz : -41.158 dBm M3 : 5850.000 MHz : -35.542 dBm	Channel Frequency: 5775.00 MHz

Back to the Matrix

CONDUCTED HIGH BAND-EDGE EMISSIONS - AVERAGE

Variant: 802.11ac-80, Channel: 5775.00 MHz, Chain c, Temp: Ambient, Voltage: 3.3 Vdc

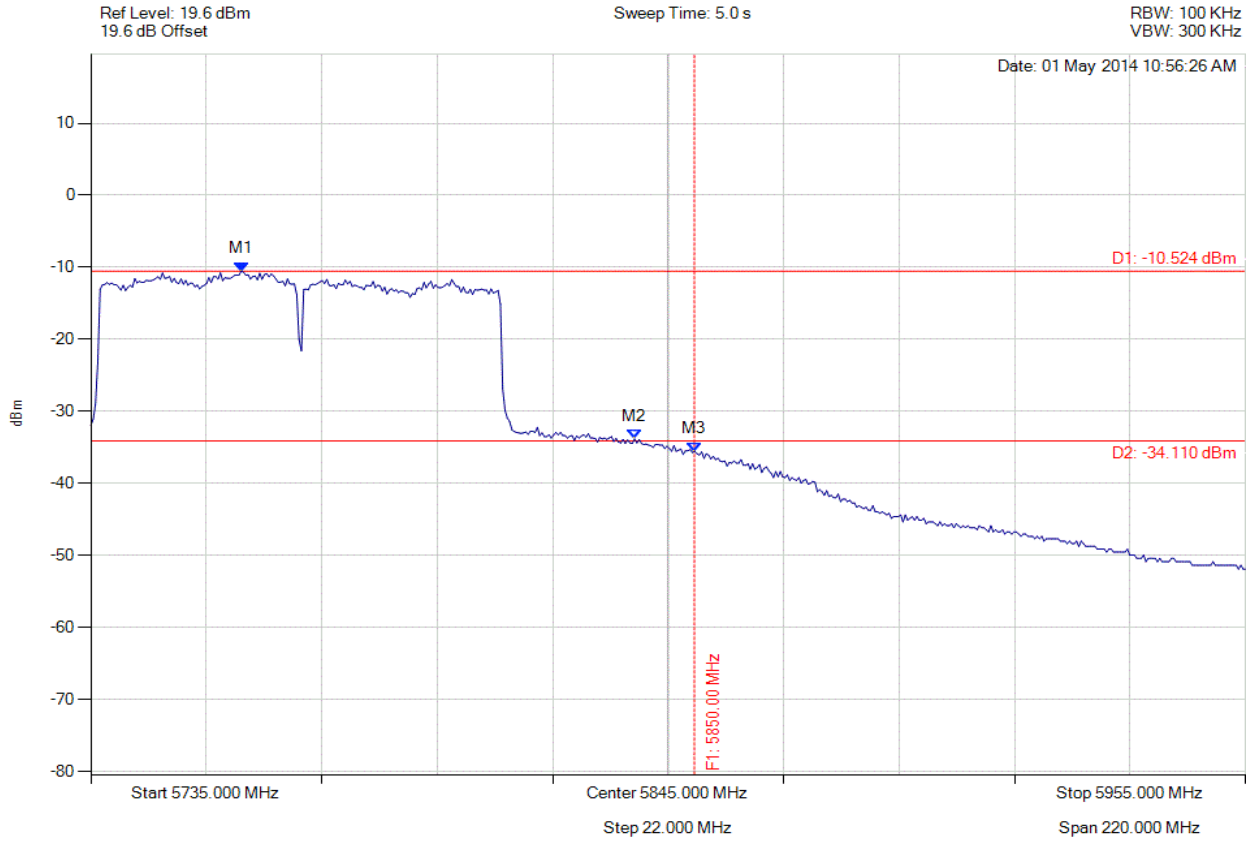

Analyser Setup	Marker : Frequency : Amplitude	Test Results
Detector = AVERAGE Sweep Count = 0 RF Atten (dB) = 20 Trace Mode = VIEW	M1 : 5763.657 MHz : -10.524 dBm M2 : 5838.607 MHz : -33.821 dBm M3 : 5850.000 MHz : -35.542 dBm	Channel Frequency: 5775.00 MHz

Back to the Matrix

CONDUCTED HIGH BAND-EDGE EMISSIONS - AVERAGE

Variant: 802.11n HT-20, Channel: 5825.00 MHz, Chain a, Temp: Ambient, Voltage: 3.3 Vdc

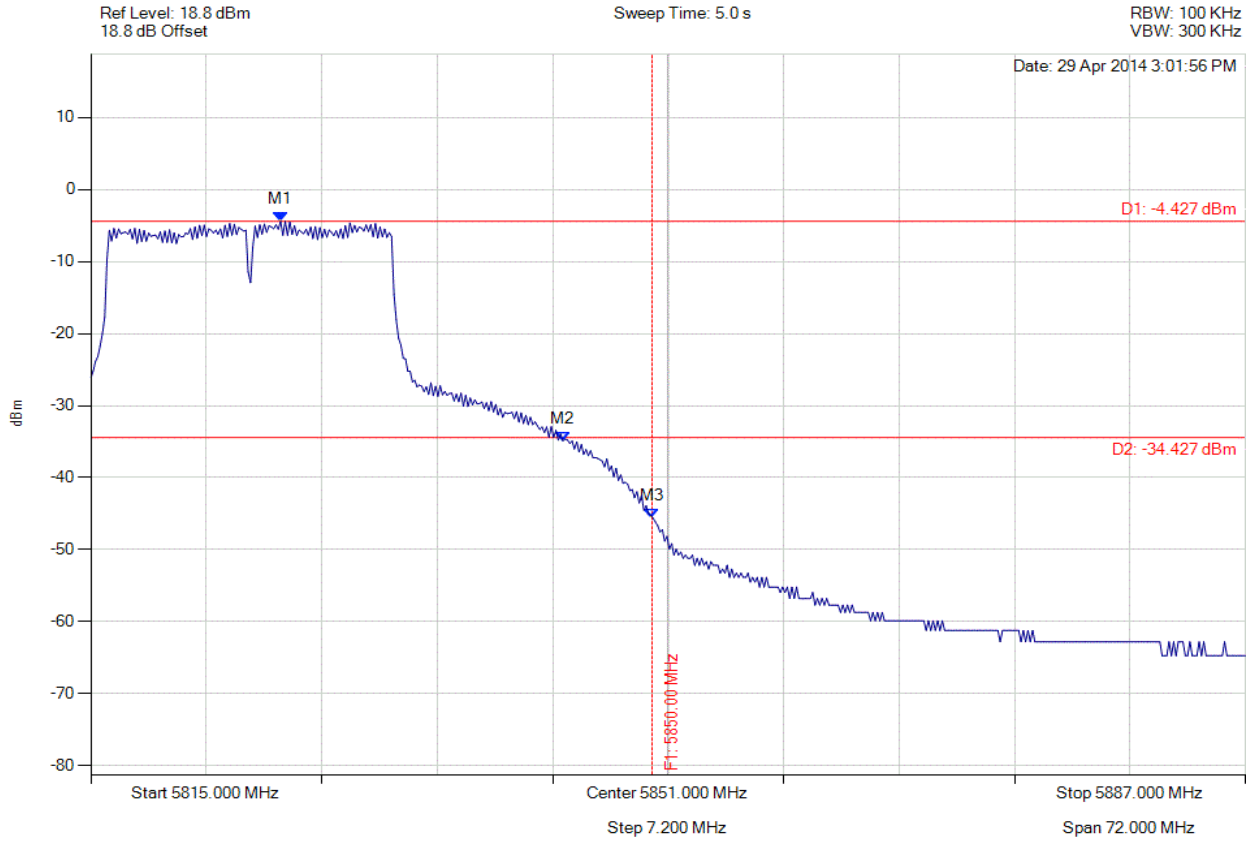

Analyser Setup	Marker : Frequency : Amplitude	Test Results
Detector = AVERAGE Sweep Count = 0 RF Atten (dB) = 10 Trace Mode = VIEW	M1 : 5826.832 MHz : -4.427 dBm M2 : 5844.435 MHz : -34.897 dBm M3 : 5850.000 MHz : -45.639 dBm	Channel Frequency: 5825.00 MHz

Back to the Matrix

CONDUCTED HIGH BAND-EDGE EMISSIONS - AVERAGE

Variant: 802.11n HT-20, Channel: 5825.00 MHz, Chain b, Temp: Ambient, Voltage: 3.3 Vdc

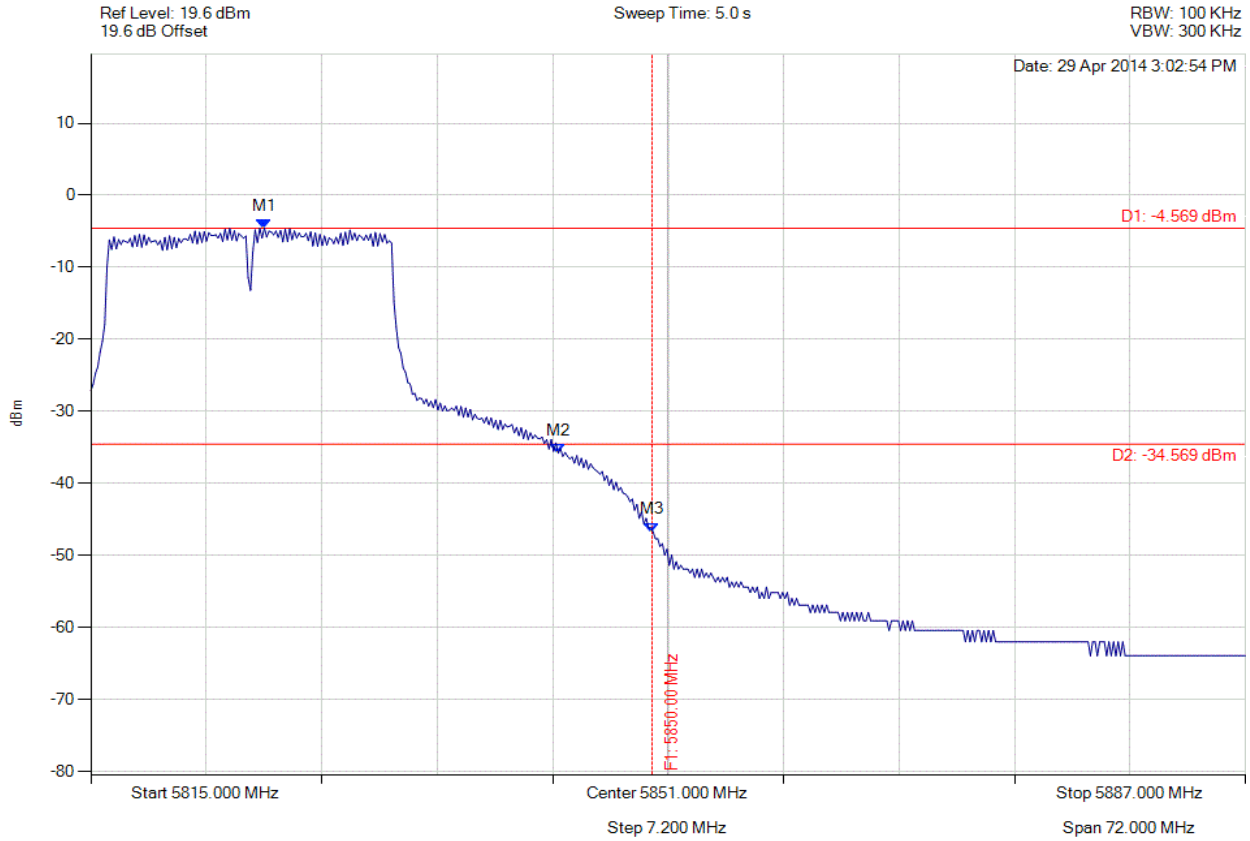

Analyser Setup	Marker : Frequency : Amplitude	Test Results
Detector = AVERAGE Sweep Count = 0 RF Atten (dB) = 10 Trace Mode = VIEW	M1 : 5825.822 MHz : -4.569 dBm M2 : 5844.146 MHz : -35.793 dBm M3 : 5850.000 MHz : -46.717 dBm	Channel Frequency: 5825.00 MHz

Back to the Matrix

CONDUCTED HIGH BAND-EDGE EMISSIONS - AVERAGE

Variant: 802.11n HT-20, Channel: 5825.00 MHz, Chain c, Temp: Ambient, Voltage: 3.3 Vdc

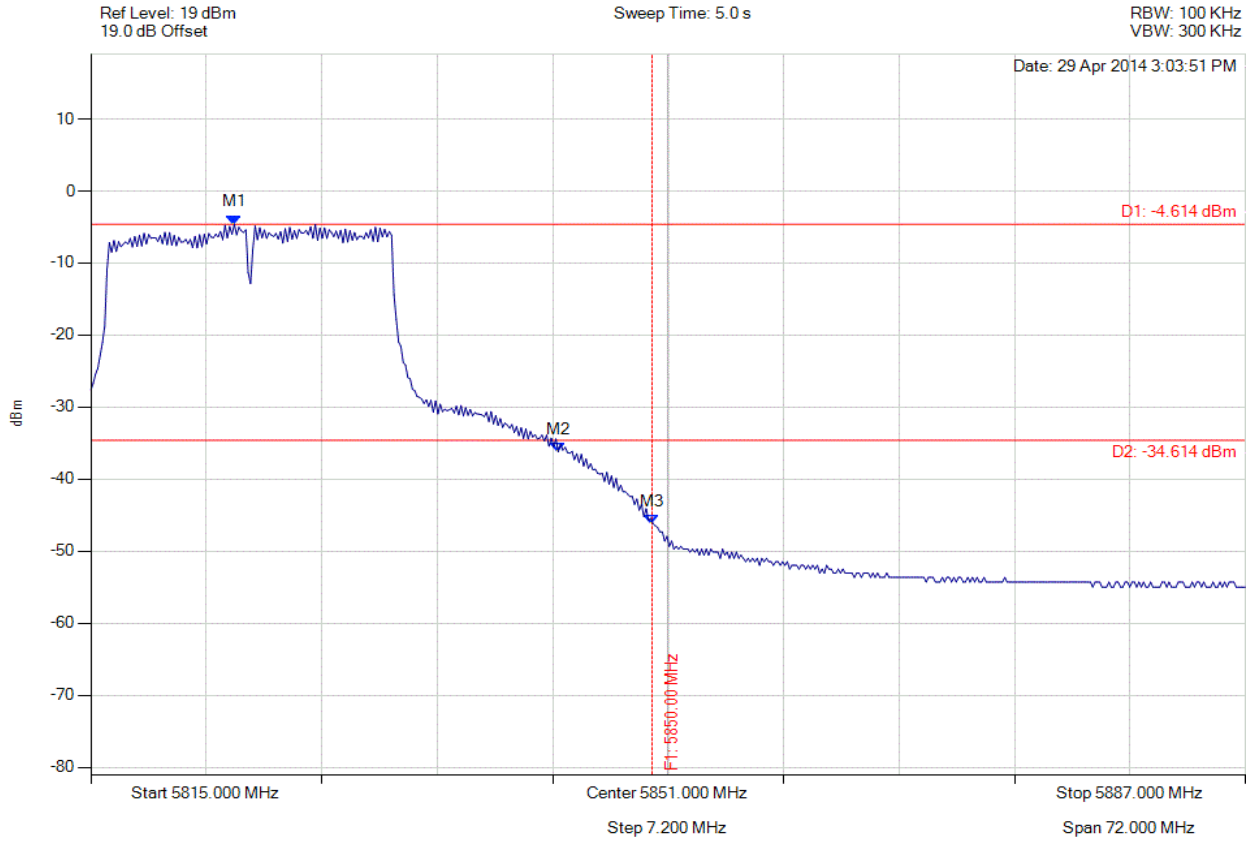

Analyser Setup	Marker : Frequency : Amplitude	Test Results
Detector = AVERAGE Sweep Count = 0 RF Atten (dB) = 20 Trace Mode = VIEW	M1 : 5823.946 MHz : -4.614 dBm M2 : 5844.146 MHz : -36.225 dBm M3 : 5850.000 MHz : -46.195 dBm	Channel Frequency: 5825.00 MHz

Back to the Matrix

CONDUCTED HIGH BAND-EDGE EMISSIONS - AVERAGE

Variant: 802.11n HT-40, Channel: 5795.00 MHz, Chain a, Temp: Ambient, Voltage: 3.3 Vdc

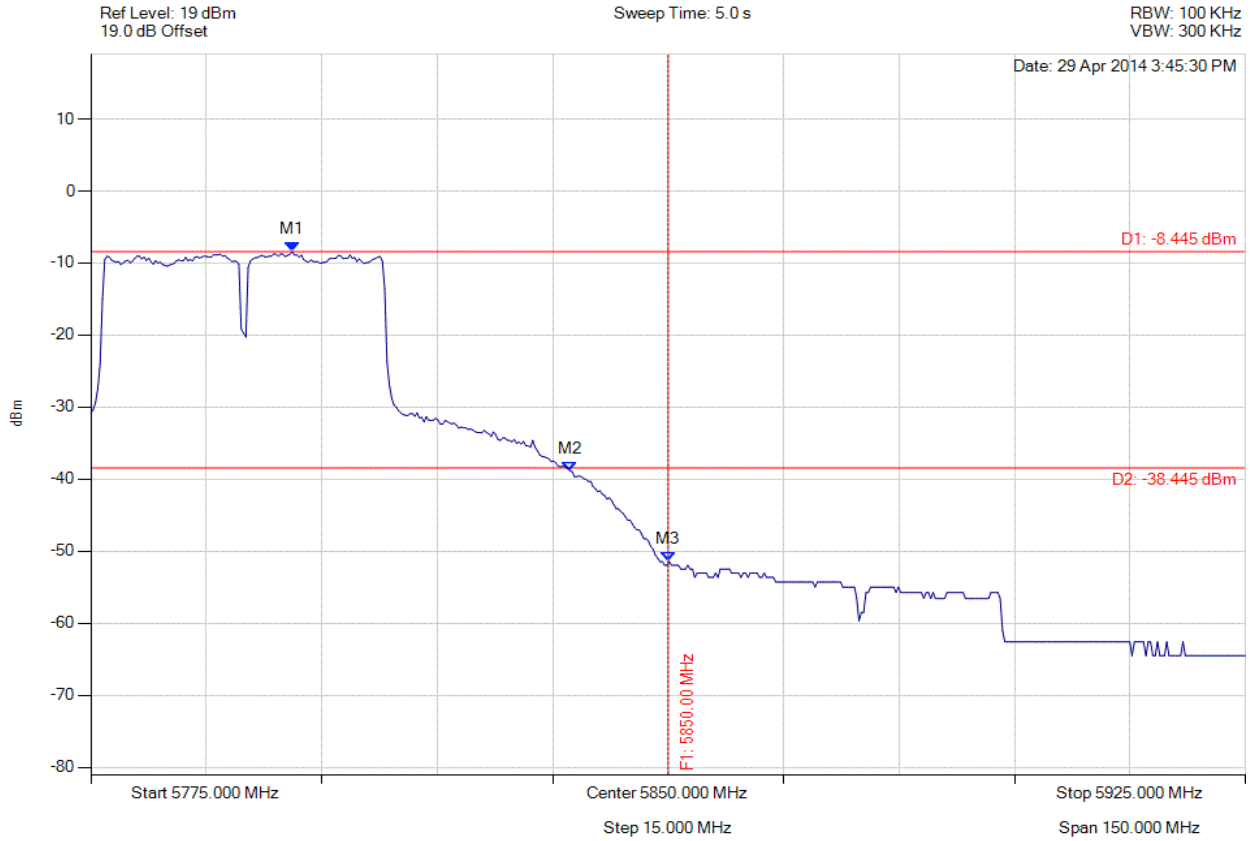

Analyser Setup	Marker : Frequency : Amplitude	Test Results
Detector = AVERAGE Sweep Count = 0 RF Atten (dB) = 10 Trace Mode = VIEW	M1 : 5801.152 MHz : -8.445 dBm M2 : 5837.224 MHz : -38.836 dBm M3 : 5850.000 MHz : -51.460 dBm	Channel Frequency: 5795.00 MHz

Back to the Matrix

CONDUCTED HIGH BAND-EDGE EMISSIONS - AVERAGE

Variant: 802.11n HT-40, Channel: 5795.00 MHz, Chain b, Temp: Ambient, Voltage: 3.3 Vdc

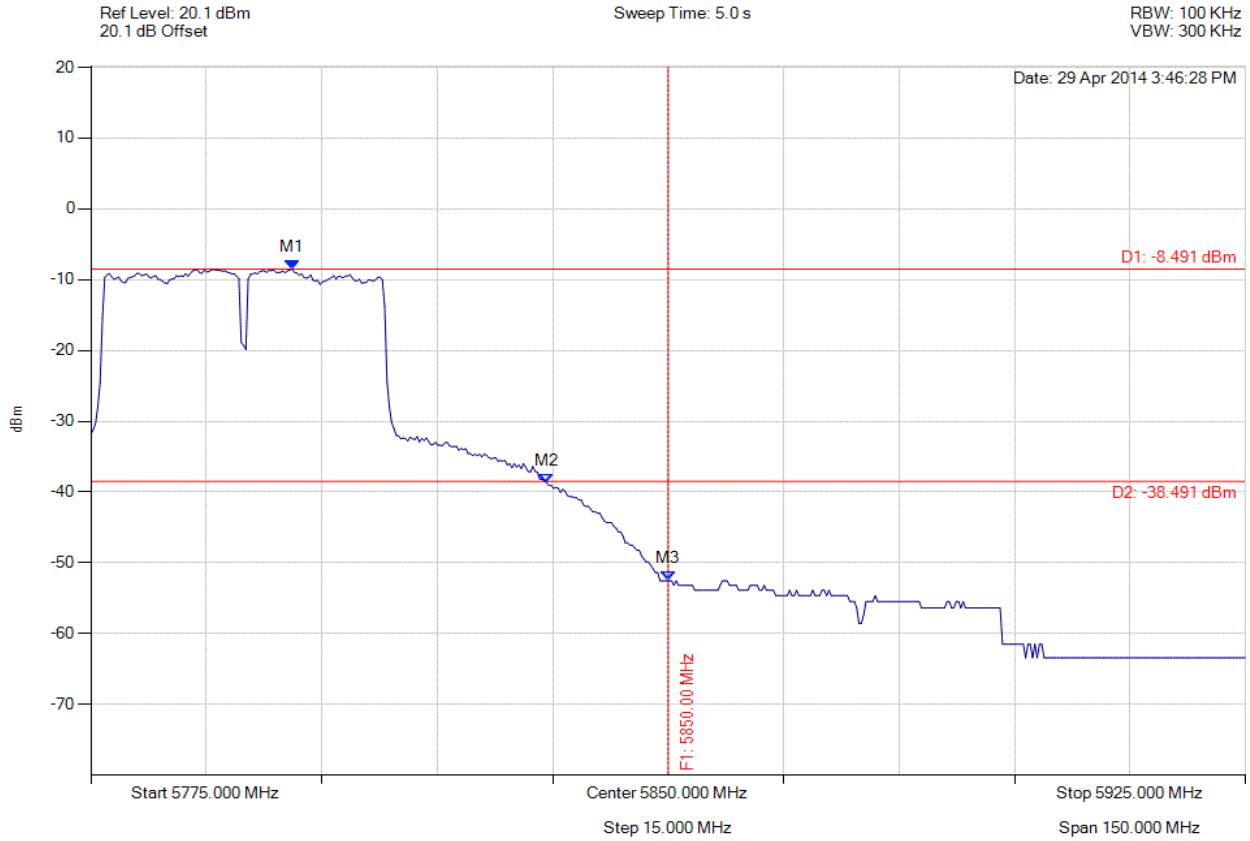

Analyser Setup	Marker : Frequency : Amplitude	Test Results
Detector = AVERAGE Sweep Count = 0 RF Atten (dB) = 10 Trace Mode = VIEW	M1 : 5801.152 MHz : -8.491 dBm M2 : 5834.218 MHz : -38.688 dBm M3 : 5850.000 MHz : -52.543 dBm	Channel Frequency: 5795.00 MHz

Back to the Matrix

CONDUCTED HIGH BAND-EDGE EMISSIONS - AVERAGE

Variant: 802.11n HT-40, Channel: 5795.00 MHz, Chain c, Temp: Ambient, Voltage: 3.3 Vdc

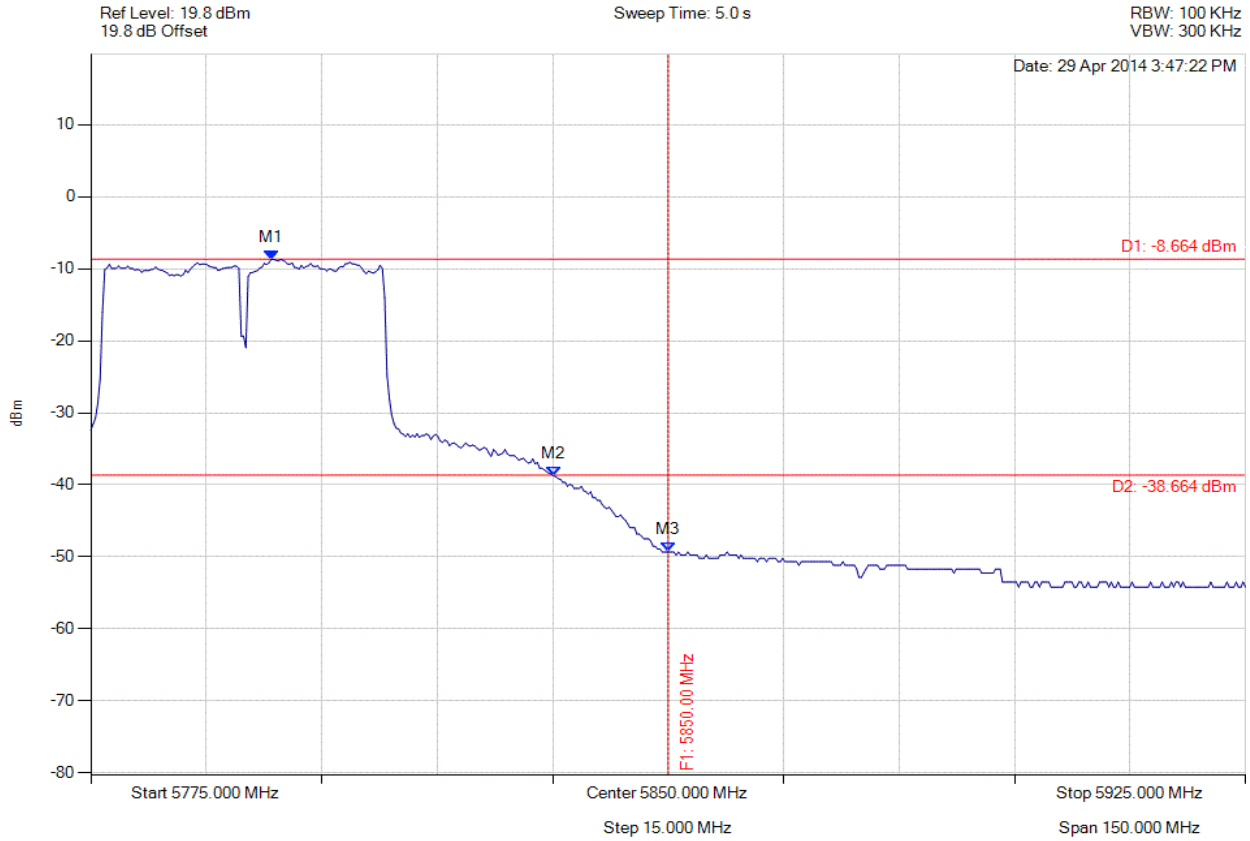

Analyser Setup	Marker : Frequency : Amplitude	Test Results
Detector = AVERAGE Sweep Count = 0 RF Atten (dB) = 20 Trace Mode = VIEW	M1 : 5798.447 MHz : -8.664 dBm M2 : 5835.120 MHz : -38.740 dBm M3 : 5850.000 MHz : -49.321 dBm	Channel Frequency: 5795.00 MHz

Back to the Matrix

CONDUCTED SPURIOUS EMISSIONS - AVERAGE

Variant: 802.11b, Channel: 2412.00 MHz, Chain a, Temp: Ambient, Voltage: 3.3 Vdc

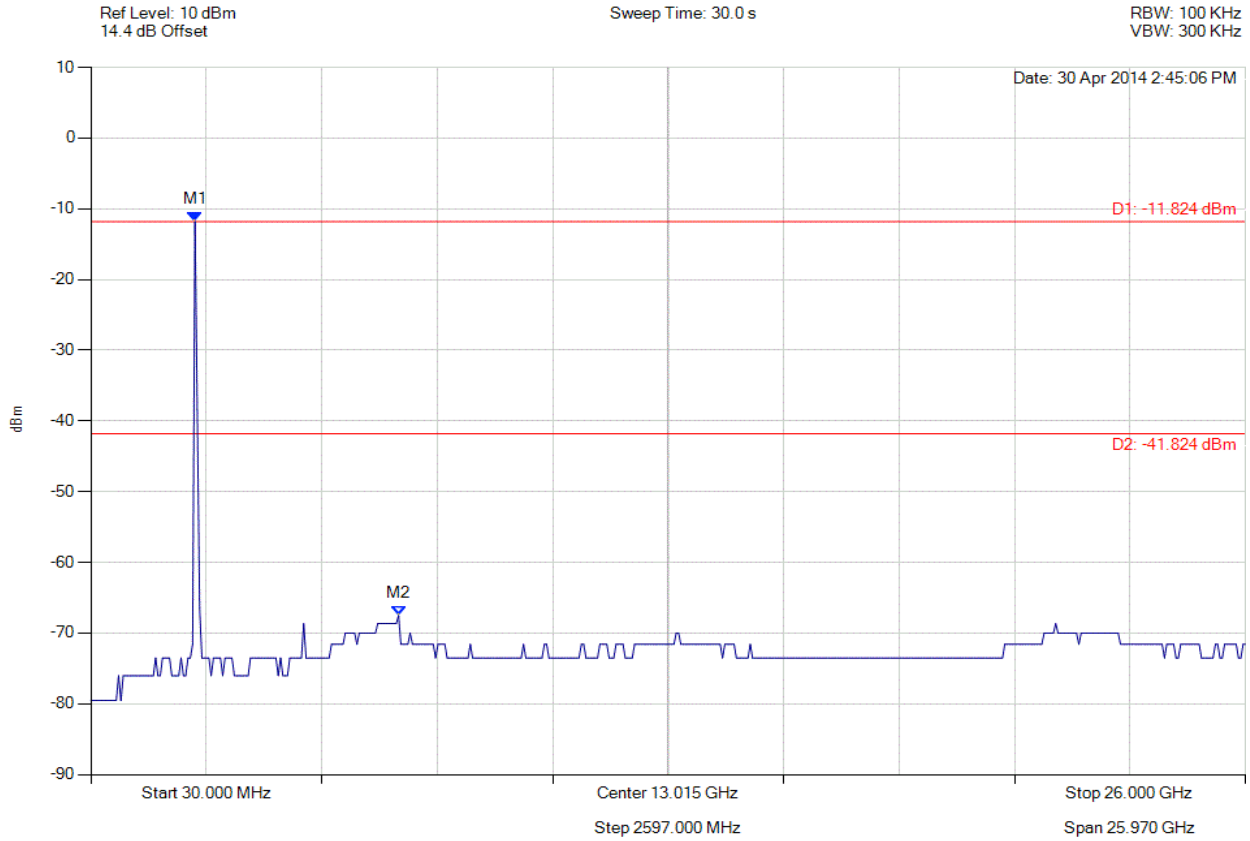

Analyser Setup	Marker : Frequency : Amplitude	Test Results
Detector = AVERAGE Sweep Count = 0 RF Atten (dB) = 10 Trace Mode = VIEW	M1 : 2371.984 MHz : -11.824 dBm M2 : 6951.864 MHz : -67.504 dBm	Limit: -41.82 dBm Margin: -25.68 dB

Back to the Matrix

CONDUCTED SPURIOUS EMISSIONS - AVERAGE

Variant: 802.11b, Channel: 2412.00 MHz, Chain b, Temp: Ambient, Voltage: 3.3 Vdc

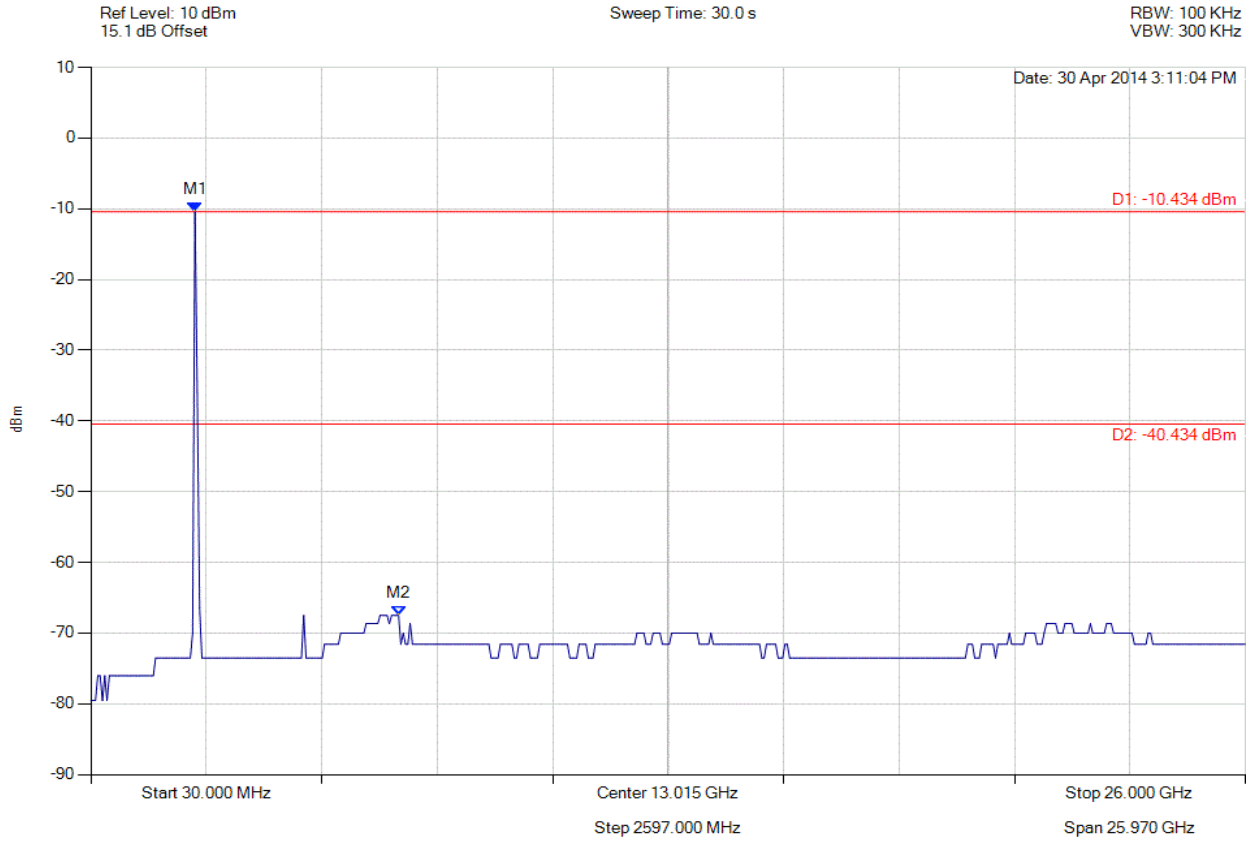

Analyser Setup	Marker : Frequency : Amplitude	Test Results
Detector = AVERAGE Sweep Count = 0 RF Atten (dB) = 10 Trace Mode = VIEW	M1 : 2371.984 MHz : -10.434 dBm M2 : 6951.864 MHz : -67.504 dBm	Limit: -40.43 dBm Margin: -27.07 dB

Back to the Matrix

CONDUCTED SPURIOUS EMISSIONS - AVERAGE

Variant: 802.11b, Channel: 2412.00 MHz, Chain c, Temp: Ambient, Voltage: 3.3 Vdc

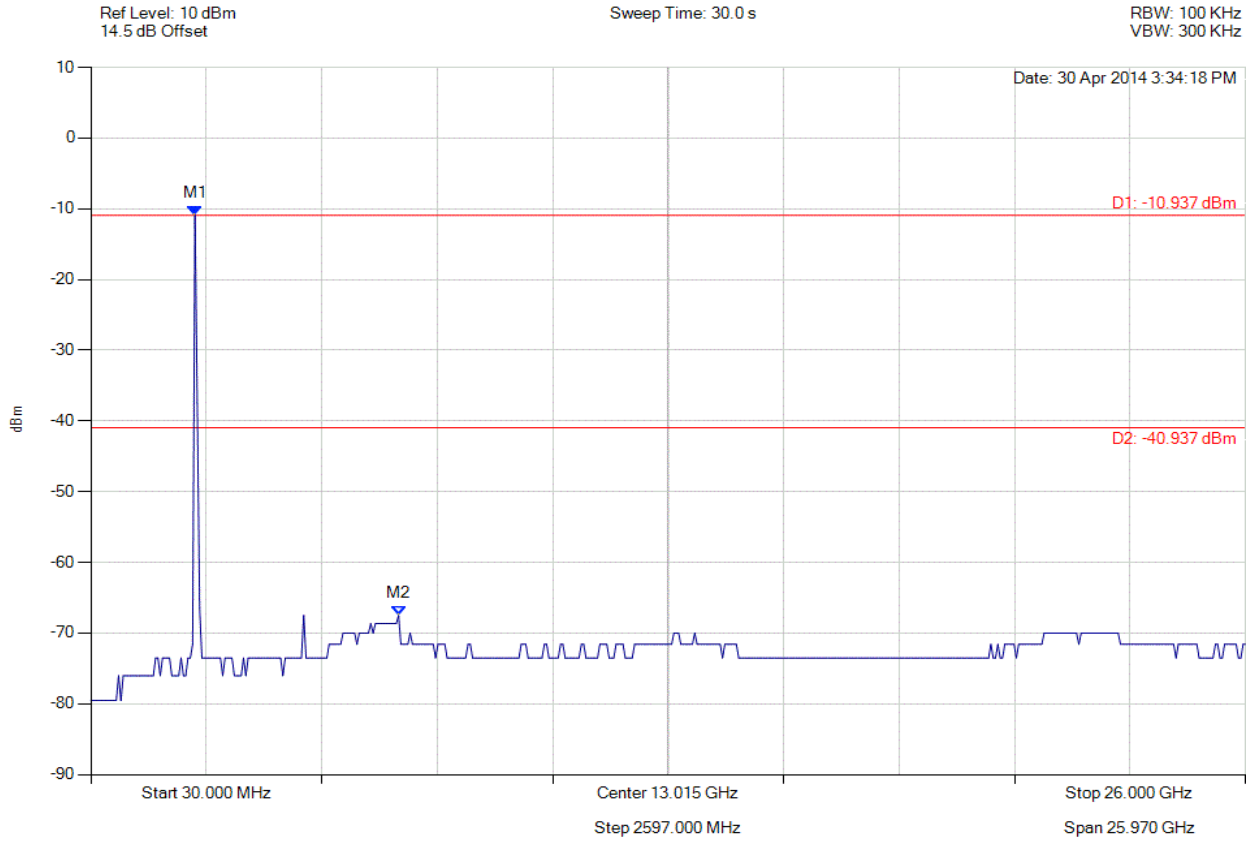

Analyser Setup	Marker : Frequency : Amplitude	Test Results
Detector = AVERAGE Sweep Count = 0 RF Atten (dB) = 10 Trace Mode = VIEW	M1 : 2371.984 MHz : -10.937 dBm M2 : 6951.864 MHz : -67.504 dBm	Limit: -40.94 dBm Margin: -26.56 dB

Back to the Matrix

CONDUCTED SPURIOUS EMISSIONS - AVERAGE

Variant: 802.11b, Channel: 2437.00 MHz, Chain a, Temp: Ambient, Voltage: 3.3 Vdc

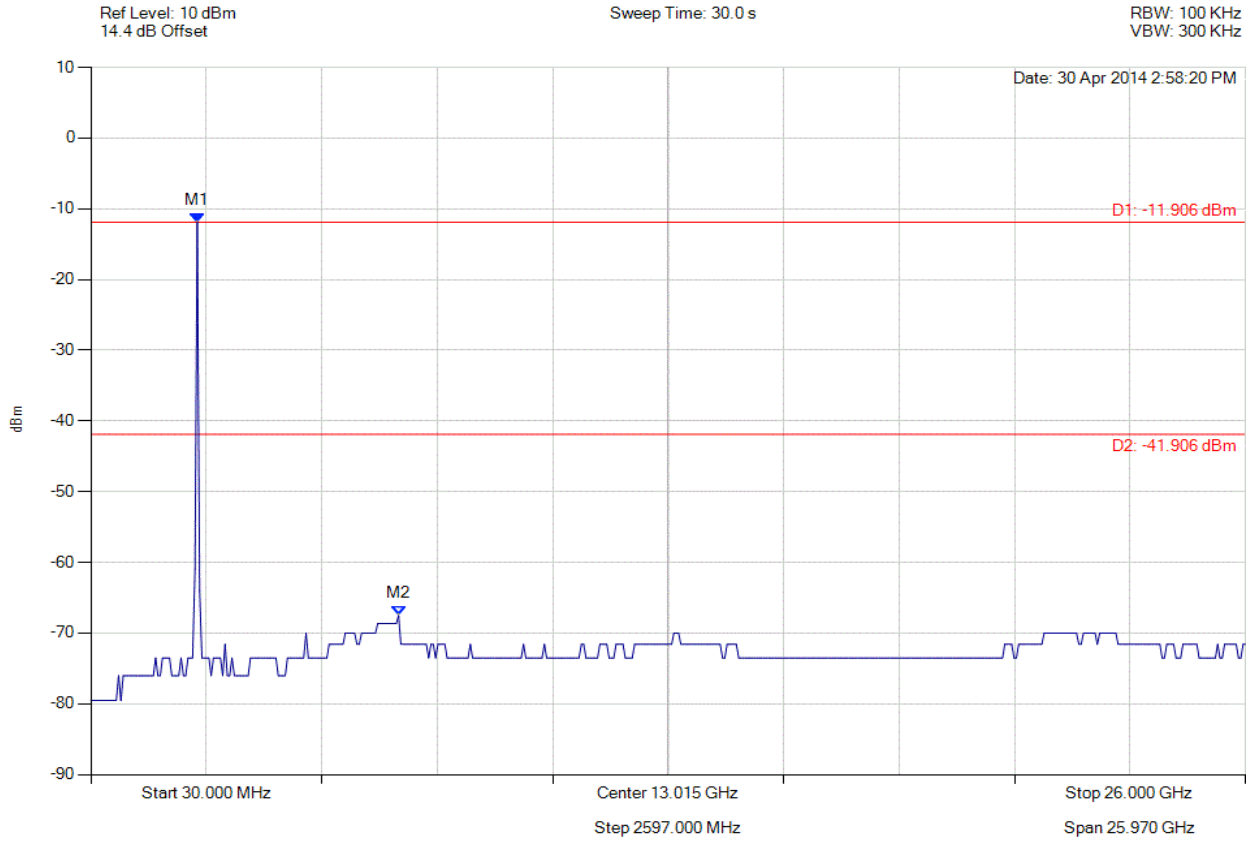

Analyser Setup	Marker : Frequency : Amplitude	Test Results
Detector = AVERAGE Sweep Count = 0 RF Atten (dB) = 10 Trace Mode = VIEW	M1 : 2424.028 MHz : -11.906 dBm M2 : 6951.864 MHz : -67.504 dBm	Limit: -41.91 dBm Margin: -25.59 dB

Back to the Matrix

CONDUCTED SPURIOUS EMISSIONS - AVERAGE

Variant: 802.11b, Channel: 2437.00 MHz, Chain b, Temp: Ambient, Voltage: 3.3 Vdc

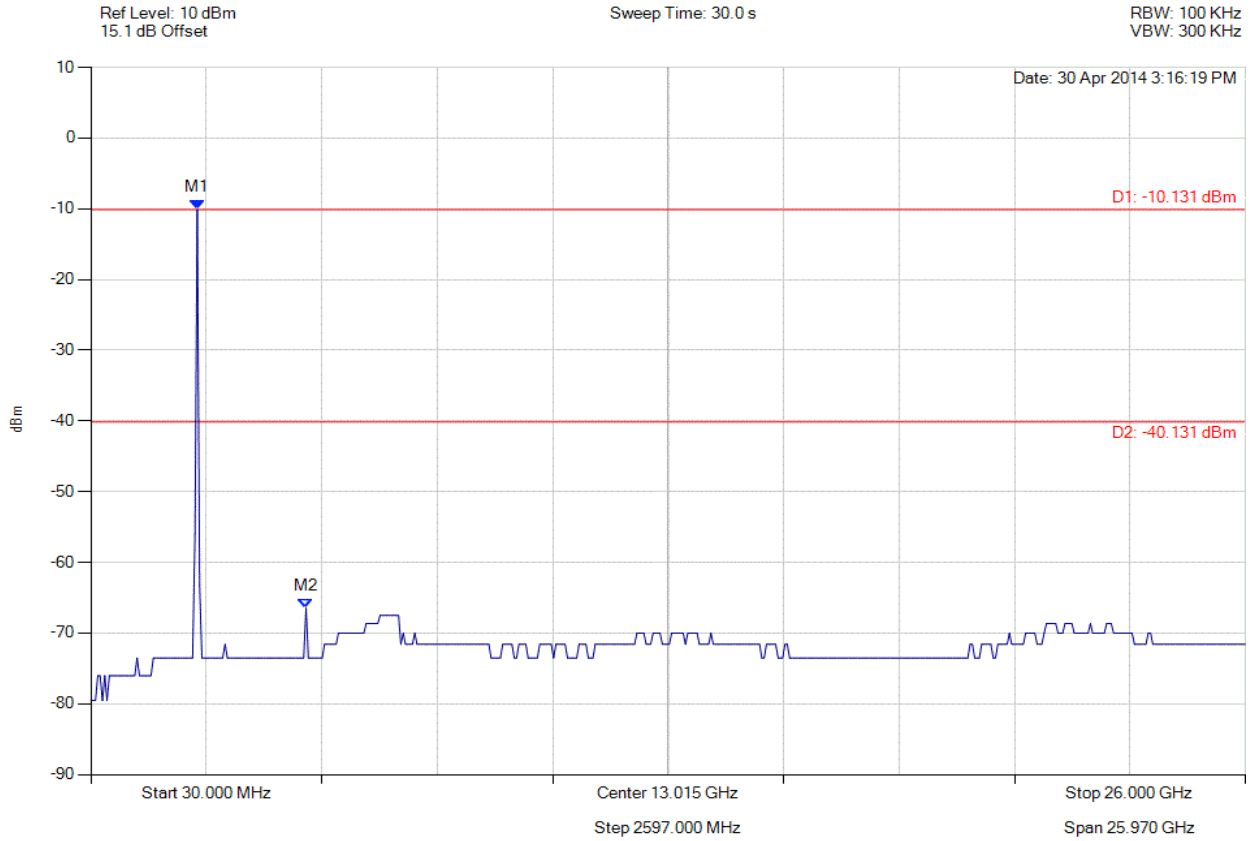

Analyser Setup	Marker : Frequency : Amplitude	Test Results
Detector = AVERAGE Sweep Count = 0 RF Atten (dB) = 10 Trace Mode = VIEW	M1 : 2424.028 MHz : -10.131 dBm M2 : 4870.100 MHz : -66.480 dBm	Limit: -40.13 dBm Margin: -26.35 dB

Back to the Matrix

CONDUCTED SPURIOUS EMISSIONS - AVERAGE

Variant: 802.11b, Channel: 2437.00 MHz, Chain c, Temp: Ambient, Voltage: 3.3 Vdc

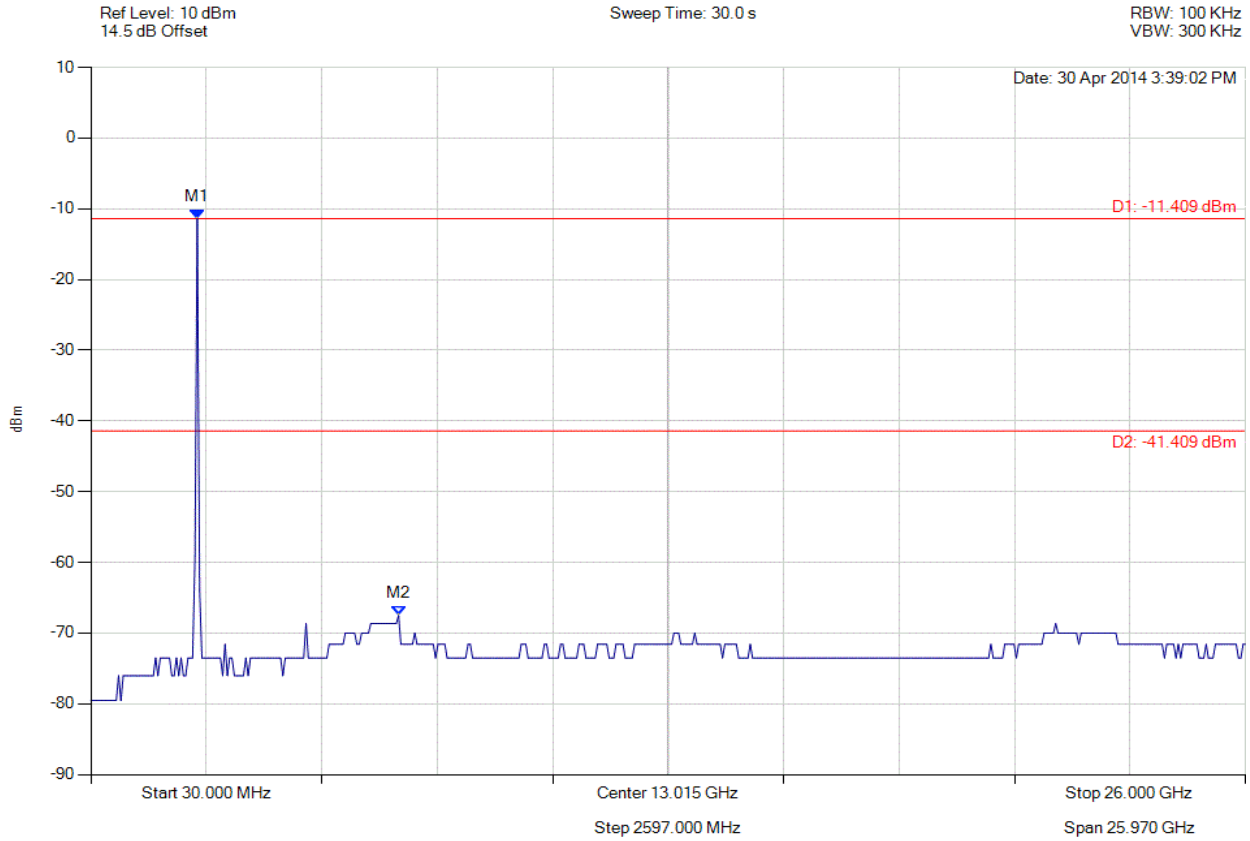

Analyser Setup	Marker : Frequency : Amplitude	Test Results
Detector = AVERAGE Sweep Count = 0 RF Atten (dB) = 10 Trace Mode = VIEW	M1 : 2424.028 MHz : -11.409 dBm M2 : 6951.864 MHz : -67.504 dBm	Limit: -41.41 dBm Margin: -26.09 dB

Back to the Matrix

CONDUCTED SPURIOUS EMISSIONS - AVERAGE

Variant: 802.11b, Channel: 2462.00 MHz, Chain a, Temp: Ambient, Voltage: 3.3 Vdc

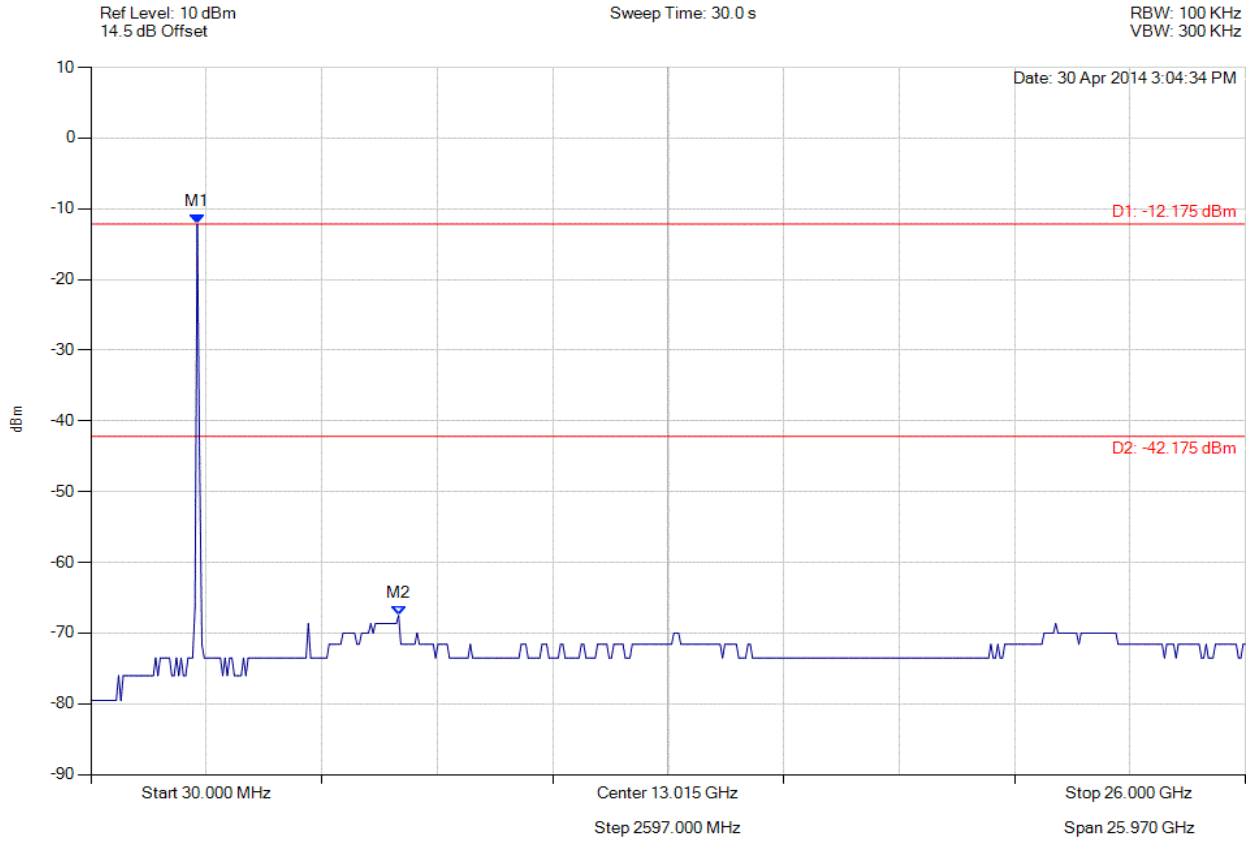

Analyser Setup	Marker : Frequency : Amplitude	Test Results
Detector = AVERAGE Sweep Count = 0 RF Atten (dB) = 10 Trace Mode = VIEW	M1 : 2424.028 MHz : -12.175 dBm M2 : 6951.864 MHz : -67.504 dBm	Limit: -42.18 dBm Margin: -25.32 dB

Back to the Matrix

CONDUCTED SPURIOUS EMISSIONS - AVERAGE

Variant: 802.11b, Channel: 2462.00 MHz, Chain b, Temp: Ambient, Voltage: 3.3 Vdc

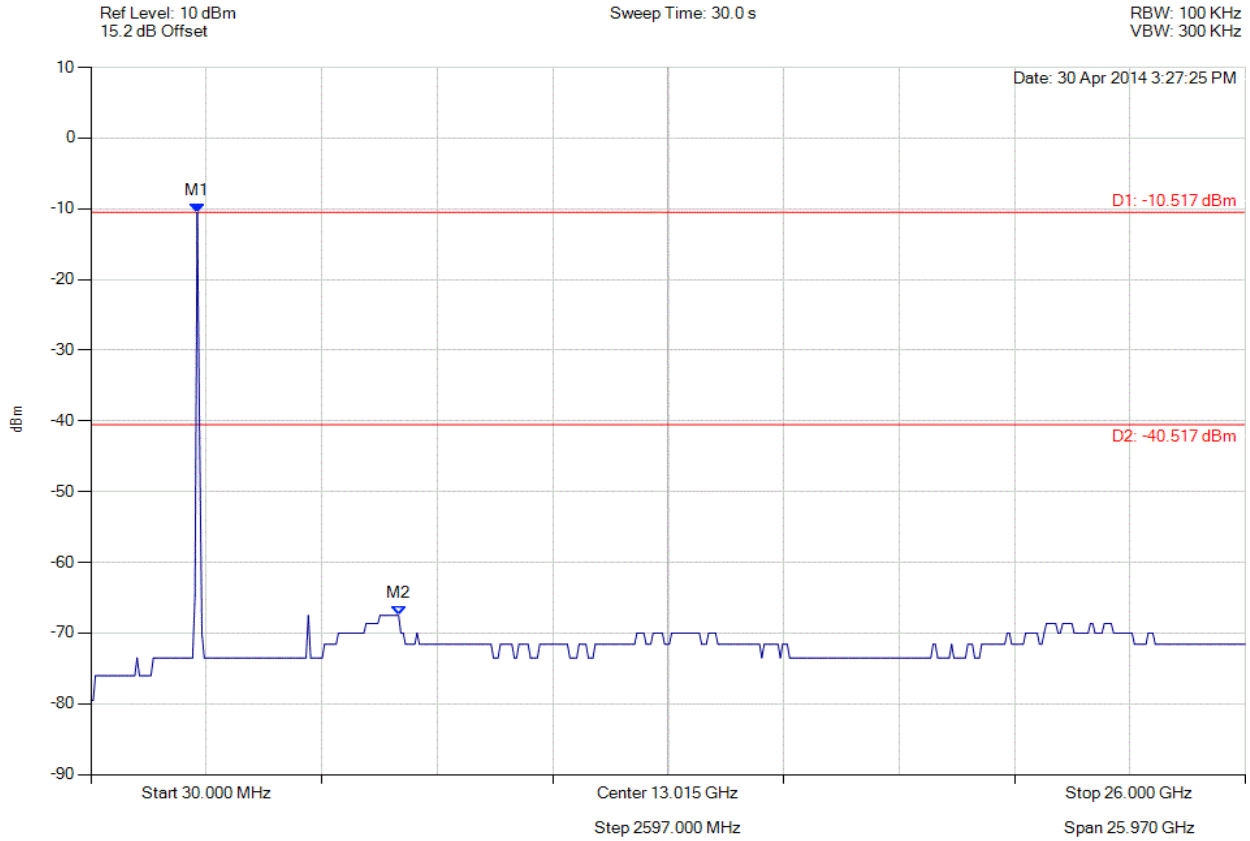

Analyser Setup	Marker : Frequency : Amplitude	Test Results
Detector = AVERAGE Sweep Count = 0 RF Atten (dB) = 10 Trace Mode = VIEW	M1 : 2424.028 MHz : -10.517 dBm M2 : 6951.864 MHz : -67.504 dBm	Limit: -40.52 dBm Margin: -26.98 dB

Back to the Matrix

CONDUCTED SPURIOUS EMISSIONS - AVERAGE

Variant: 802.11b, Channel: 2462.00 MHz, Chain c, Temp: Ambient, Voltage: 3.3 Vdc

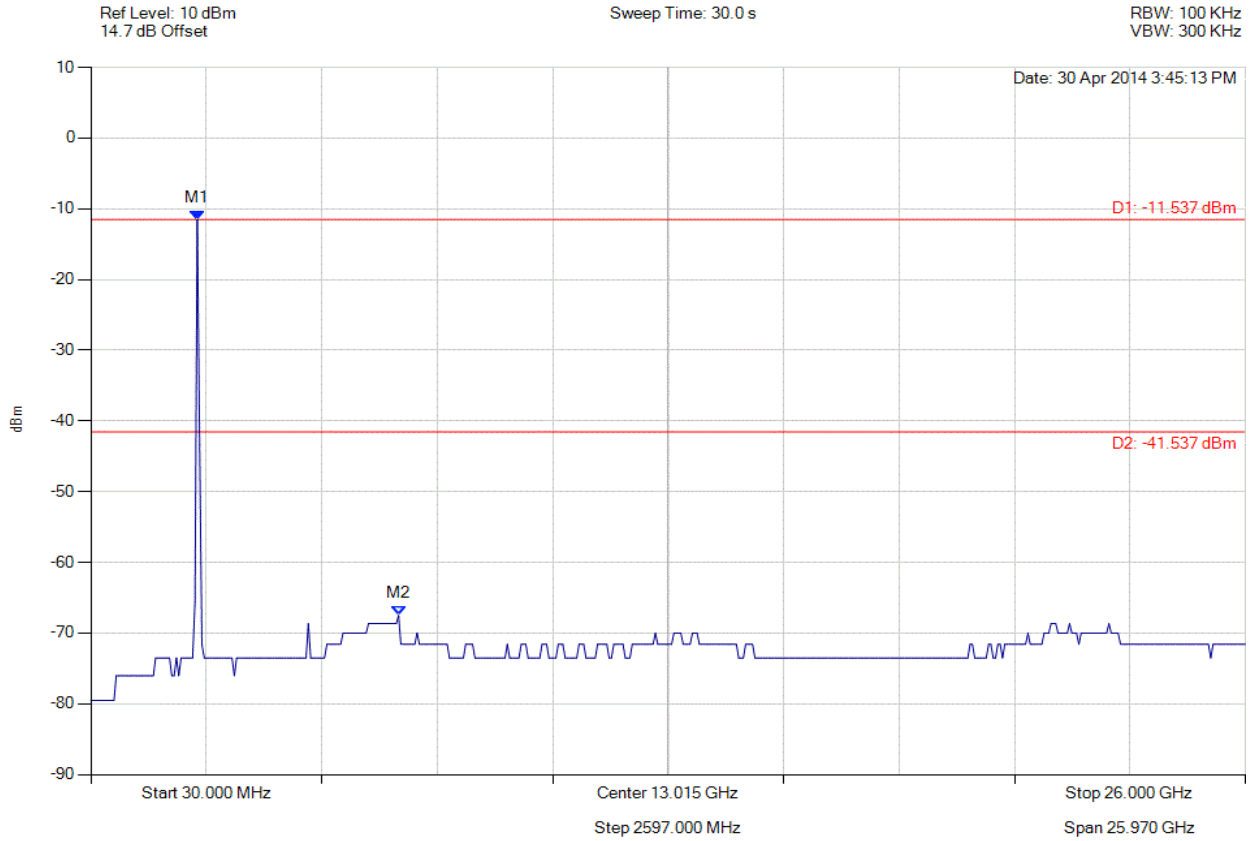

Analyser Setup	Marker : Frequency : Amplitude	Test Results
Detector = AVERAGE Sweep Count = 0 RF Atten (dB) = 10 Trace Mode = VIEW	M1 : 2424.028 MHz : -11.537 dBm M2 : 6951.864 MHz : -67.504 dBm	Limit: -41.54 dBm Margin: -25.96 dB

Back to the Matrix

CONDUCTED SPURIOUS EMISSIONS - AVERAGE

Variant: 802.11g, Channel: 2412.00 MHz, Chain a, Temp: Ambient, Voltage: 3.3 Vdc

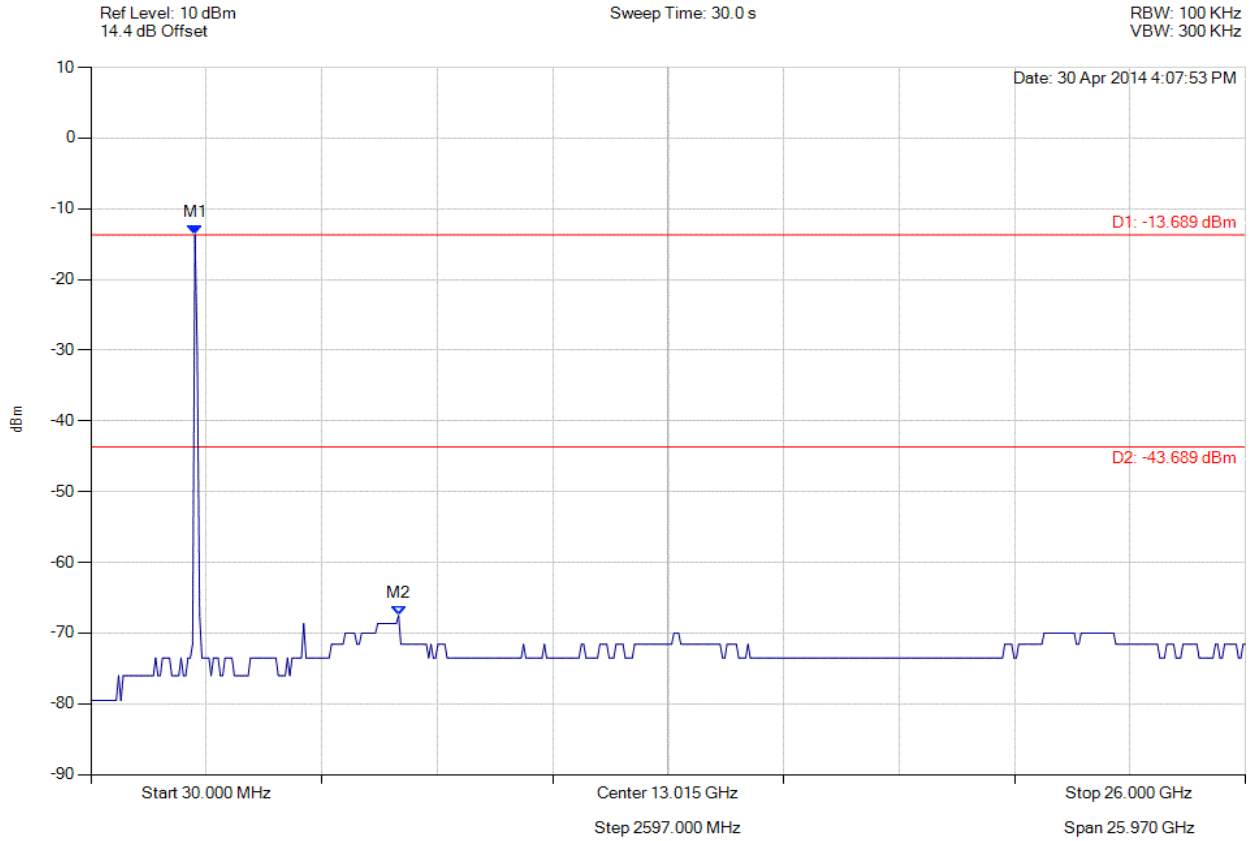

Analyser Setup	Marker : Frequency : Amplitude	Test Results
Detector = AVERAGE Sweep Count = 0 RF Atten (dB) = 10 Trace Mode = VIEW	M1 : 2371.984 MHz : -13.689 dBm M2 : 6951.864 MHz : -67.504 dBm	Limit: -43.69 dBm Margin: -23.81 dB

Back to the Matrix

CONDUCTED SPURIOUS EMISSIONS - AVERAGE

Variant: 802.11g, Channel: 2412.00 MHz, Chain b, Temp: Ambient, Voltage: 3.3 Vdc

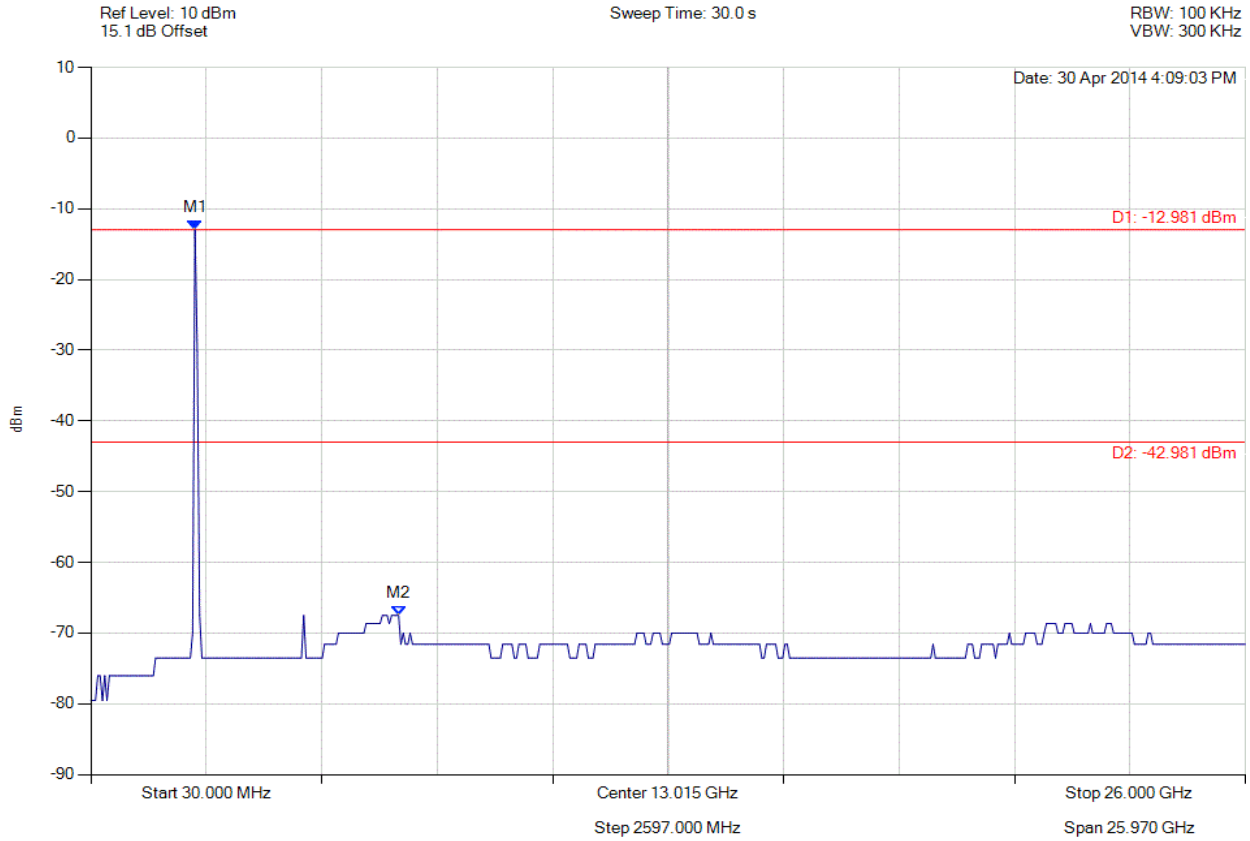

Analyser Setup	Marker : Frequency : Amplitude	Test Results
Detector = AVERAGE Sweep Count = 0 RF Atten (dB) = 10 Trace Mode = VIEW	M1 : 2371.984 MHz : -12.981 dBm M2 : 6951.864 MHz : -67.504 dBm	Limit: -42.98 dBm Margin: -24.52 dB

Back to the Matrix

CONDUCTED SPURIOUS EMISSIONS - AVERAGE

Variant: 802.11g, Channel: 2412.00 MHz, Chain c, Temp: Ambient, Voltage: 3.3 Vdc

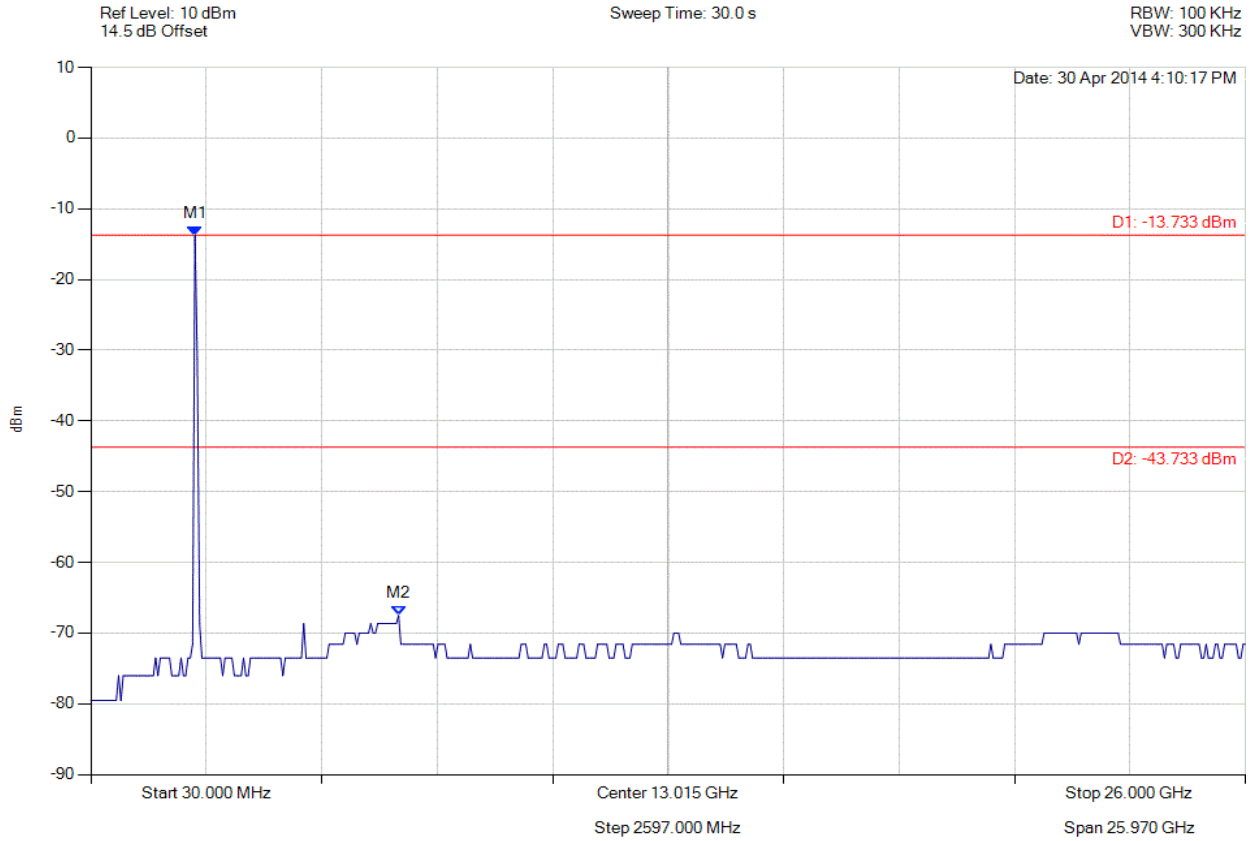

Analyser Setup	Marker : Frequency : Amplitude	Test Results
Detector = AVERAGE Sweep Count = 0 RF Atten (dB) = 10 Trace Mode = VIEW	M1 : 2371.984 MHz : -13.733 dBm M2 : 6951.864 MHz : -67.504 dBm	Limit: -43.73 dBm Margin: -23.77 dB

Back to the Matrix

CONDUCTED SPURIOUS EMISSIONS - AVERAGE

Variant: 802.11g, Channel: 2437.00 MHz, Chain a, Temp: Ambient, Voltage: 3.3 Vdc

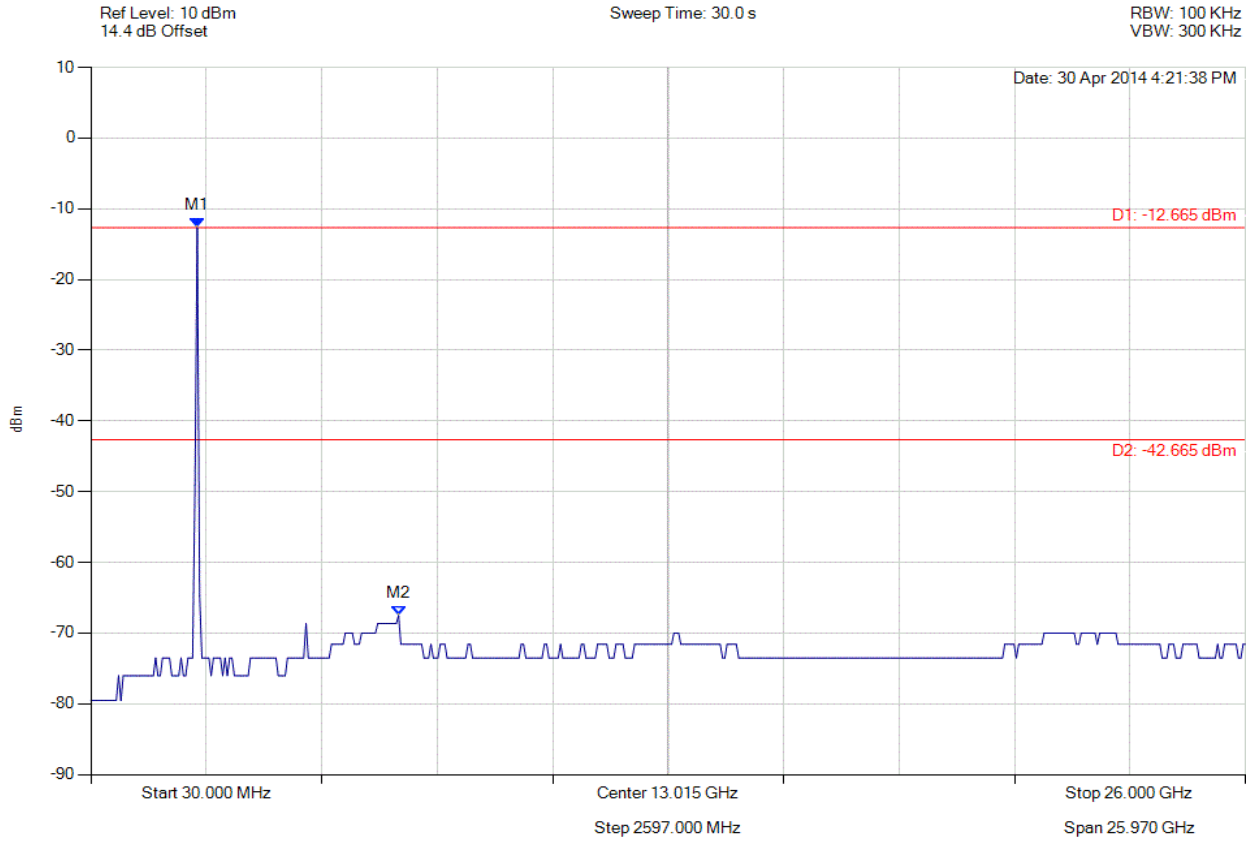

Analyser Setup	Marker : Frequency : Amplitude	Test Results
Detector = AVERAGE Sweep Count = 0 RF Atten (dB) = 10 Trace Mode = VIEW	M1 : 2424.028 MHz : -12.665 dBm M2 : 6951.864 MHz : -67.504 dBm	Limit: -42.67 dBm Margin: -24.83 dB

Back to the Matrix

CONDUCTED SPURIOUS EMISSIONS - AVERAGE

Variant: 802.11g, Channel: 2437.00 MHz, Chain b, Temp: Ambient, Voltage: 3.3 Vdc

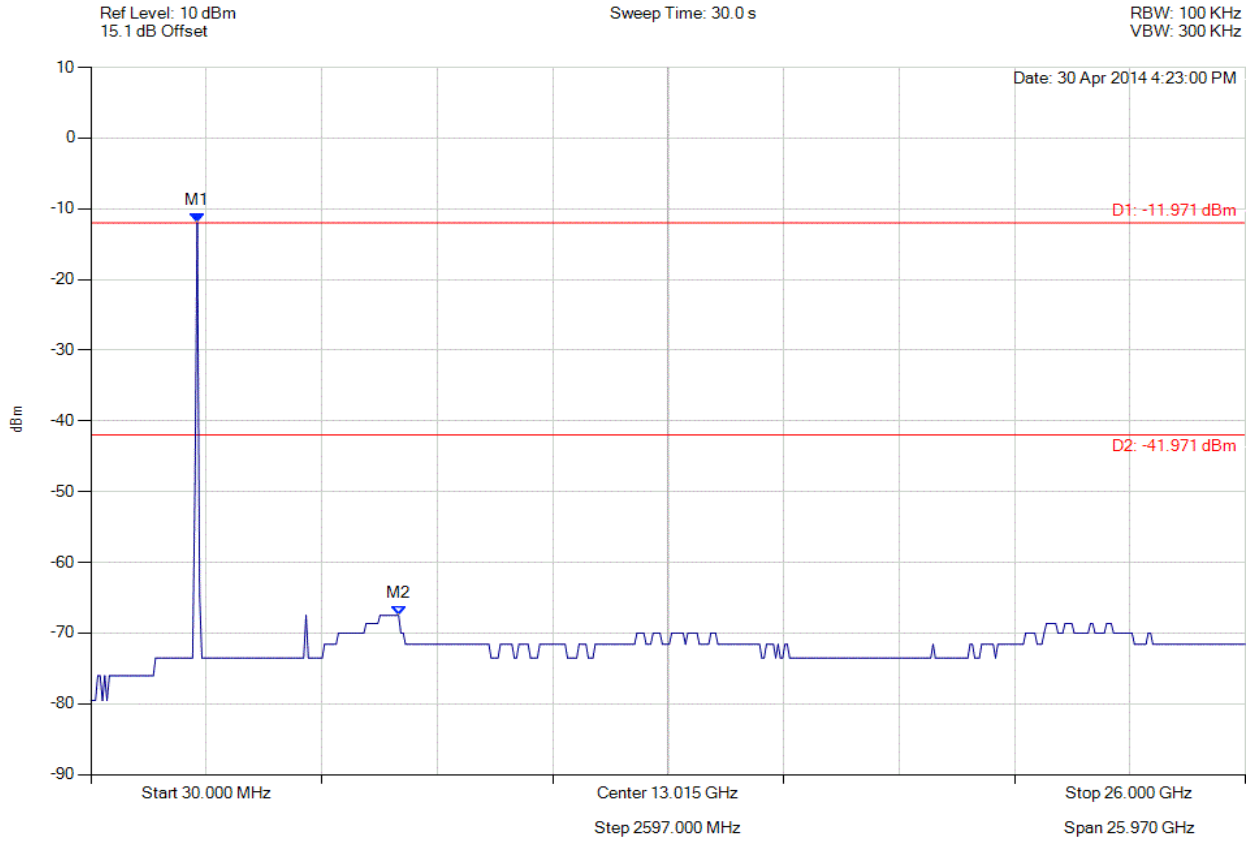

Analyser Setup	Marker : Frequency : Amplitude	Test Results
Detector = AVERAGE Sweep Count = 0 RF Atten (dB) = 10 Trace Mode = VIEW	M1 : 2424.028 MHz : -11.971 dBm M2 : 6951.864 MHz : -67.504 dBm	Limit: -41.97 dBm Margin: -25.53 dB

Back to the Matrix

CONDUCTED SPURIOUS EMISSIONS - AVERAGE

Variant: 802.11g, Channel: 2437.00 MHz, Chain c, Temp: Ambient, Voltage: 3.3 Vdc

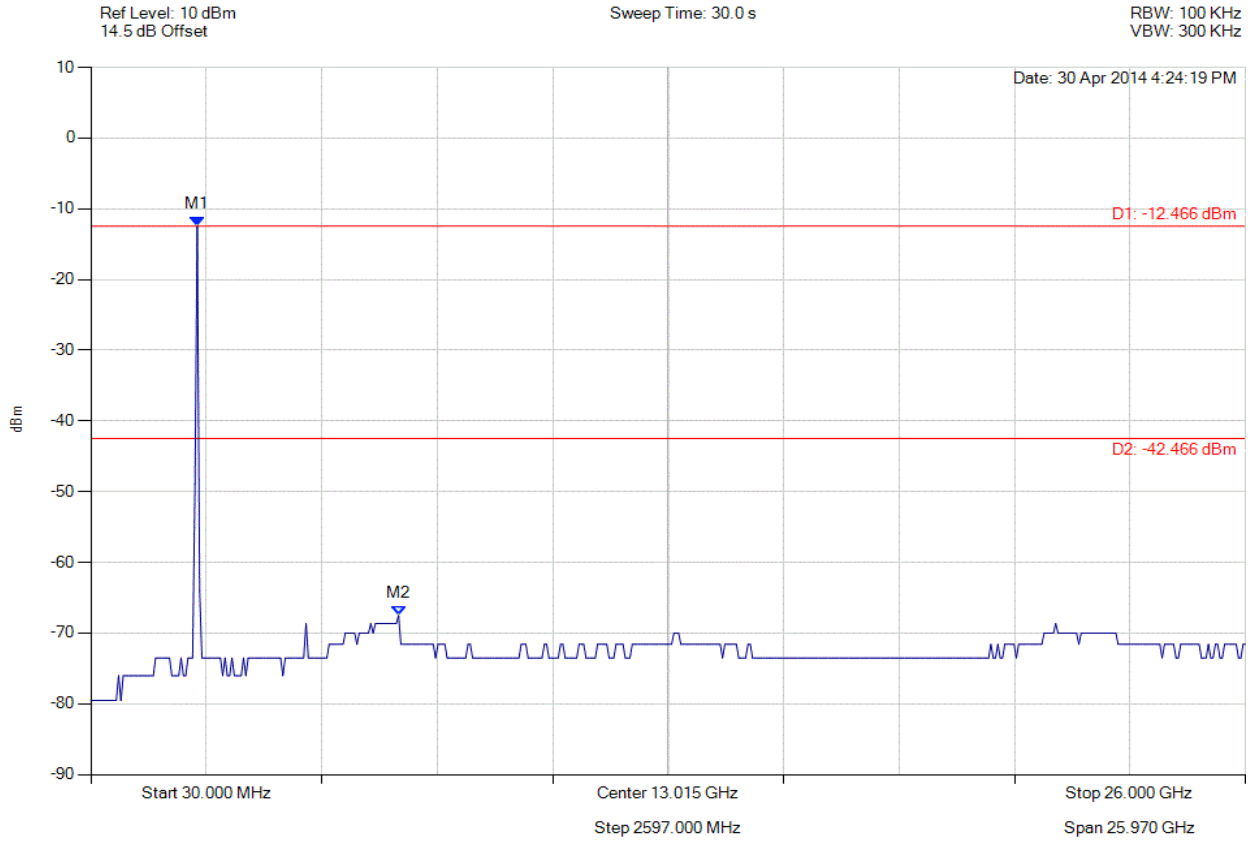

Analyser Setup	Marker : Frequency : Amplitude	Test Results
Detector = AVERAGE Sweep Count = 0 RF Atten (dB) = 10 Trace Mode = VIEW	M1 : 2424.028 MHz : -12.466 dBm M2 : 6951.864 MHz : -67.504 dBm	Limit: -42.47 dBm Margin: -25.03 dB

Back to the Matrix

CONDUCTED SPURIOUS EMISSIONS - AVERAGE

Variant: 802.11g, Channel: 2462.00 MHz, Chain a, Temp: Ambient, Voltage: 3.3 Vdc

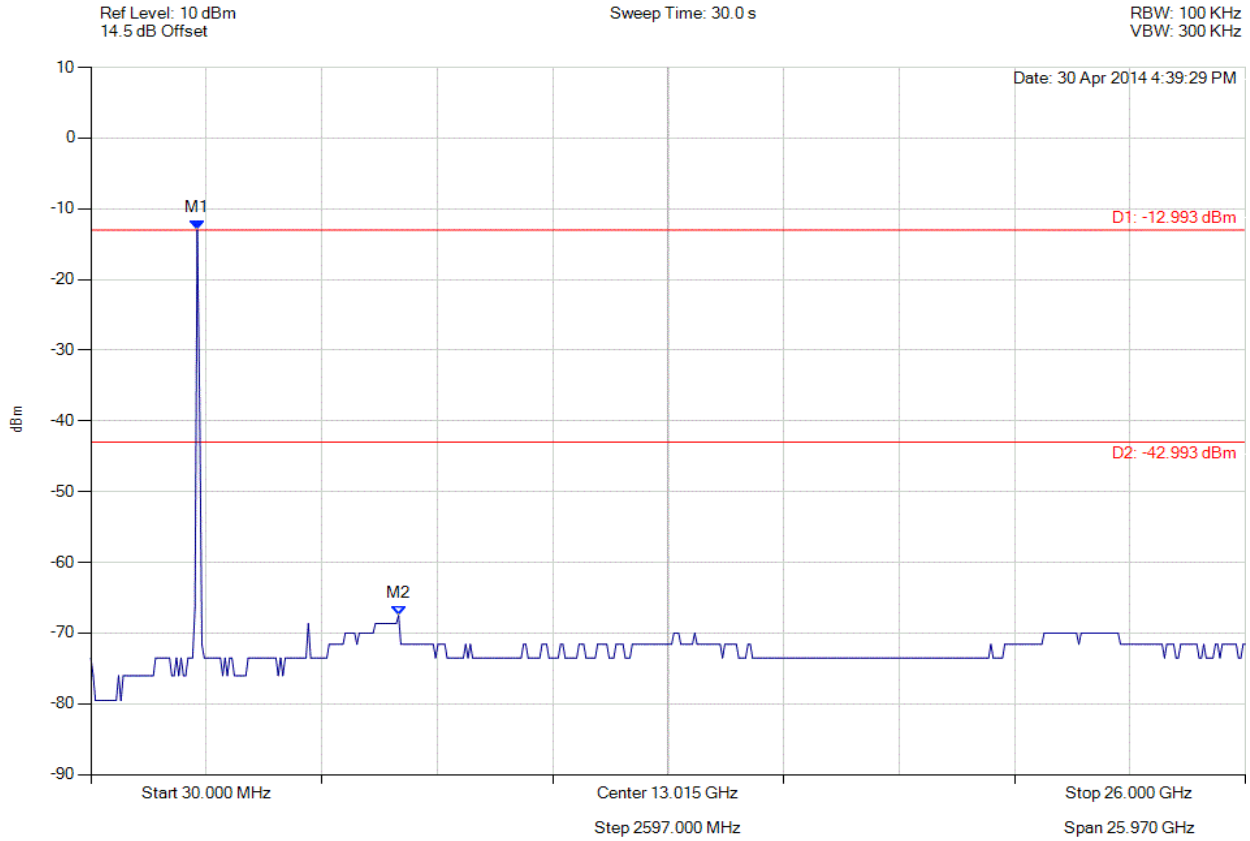

Analyser Setup	Marker : Frequency : Amplitude	Test Results
Detector = AVERAGE Sweep Count = 0 RF Atten (dB) = 10 Trace Mode = VIEW	M1 : 2424.028 MHz : -12.993 dBm M2 : 6951.864 MHz : -67.504 dBm	Limit: -42.99 dBm Margin: -24.51 dB

Back to the Matrix

CONDUCTED SPURIOUS EMISSIONS - AVERAGE

Variant: 802.11g, Channel: 2462.00 MHz, Chain b, Temp: Ambient, Voltage: 3.3 Vdc

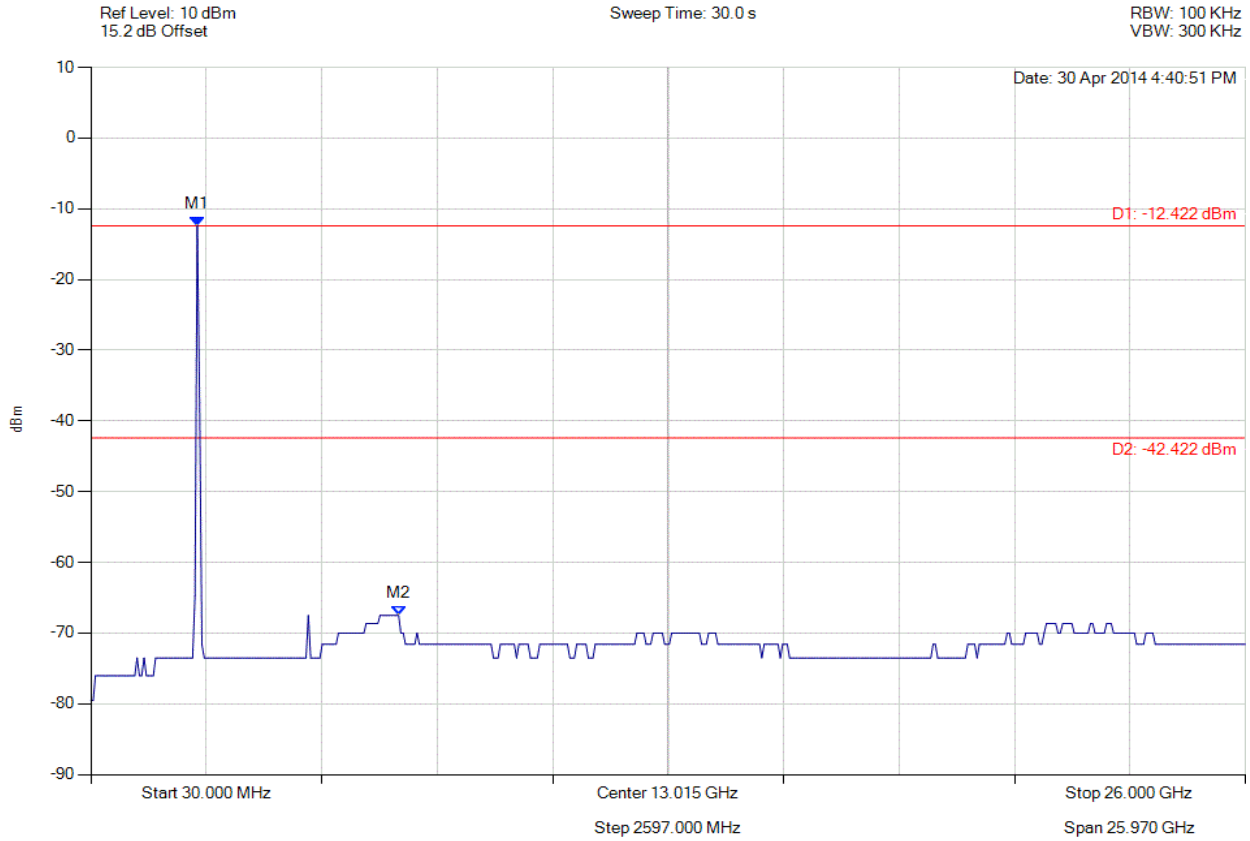

Analyser Setup	Marker : Frequency : Amplitude	Test Results
Detector = AVERAGE Sweep Count = 0 RF Atten (dB) = 10 Trace Mode = VIEW	M1 : 2424.028 MHz : -12.422 dBm M2 : 6951.864 MHz : -67.504 dBm	Limit: -42.42 dBm Margin: -25.08 dB

Back to the Matrix

CONDUCTED SPURIOUS EMISSIONS - AVERAGE

Variant: 802.11g, Channel: 2462.00 MHz, Chain c, Temp: Ambient, Voltage: 3.3 Vdc

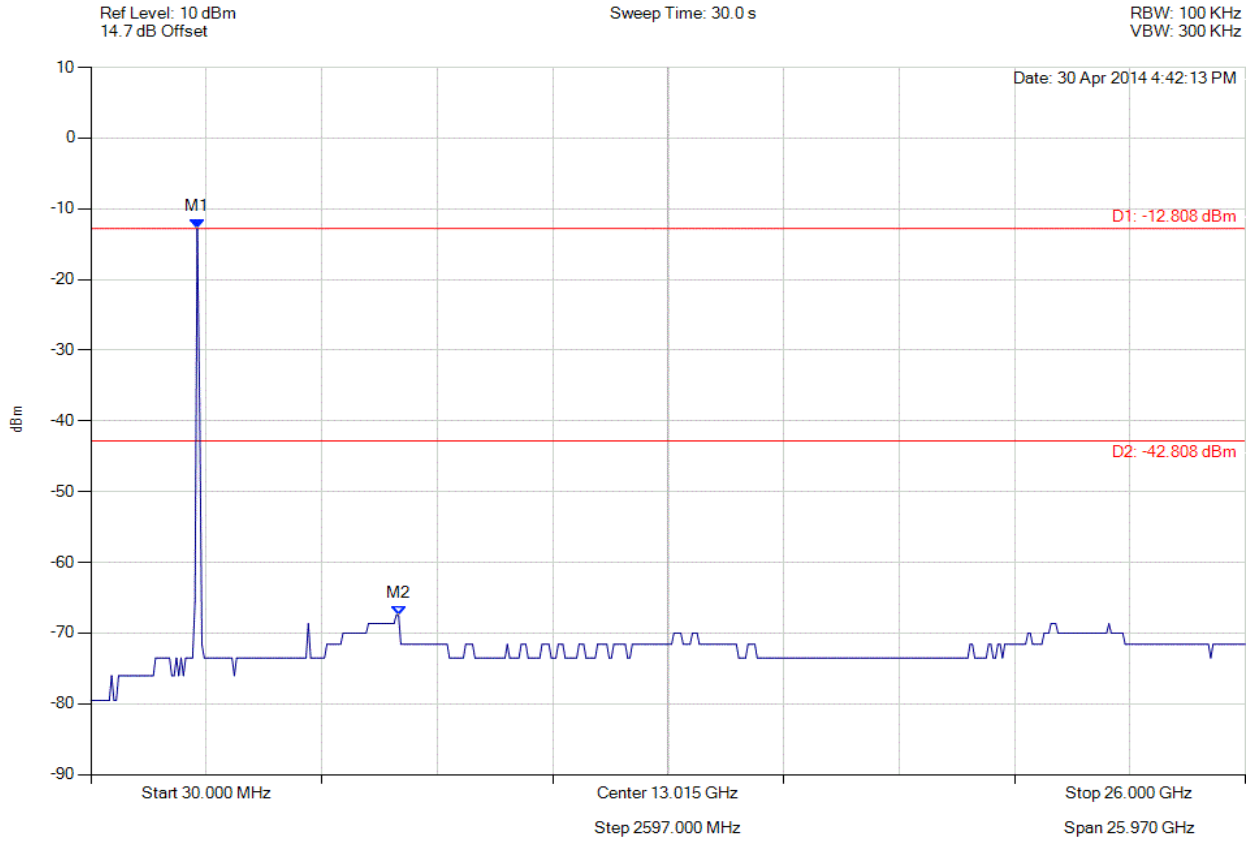

Analyser Setup	Marker : Frequency : Amplitude	Test Results
Detector = AVERAGE Sweep Count = 0 RF Atten (dB) = 10 Trace Mode = VIEW	M1 : 2424.028 MHz : -12.808 dBm M2 : 6951.864 MHz : -67.504 dBm	Limit: -42.81 dBm Margin: -24.69 dB

Back to the Matrix

CONDUCTED SPURIOUS EMISSIONS - AVERAGE

Variant: 802.11n HT-20, Channel: 2412.00 MHz, Chain a, Temp: Ambient, Voltage: 3.3 Vdc

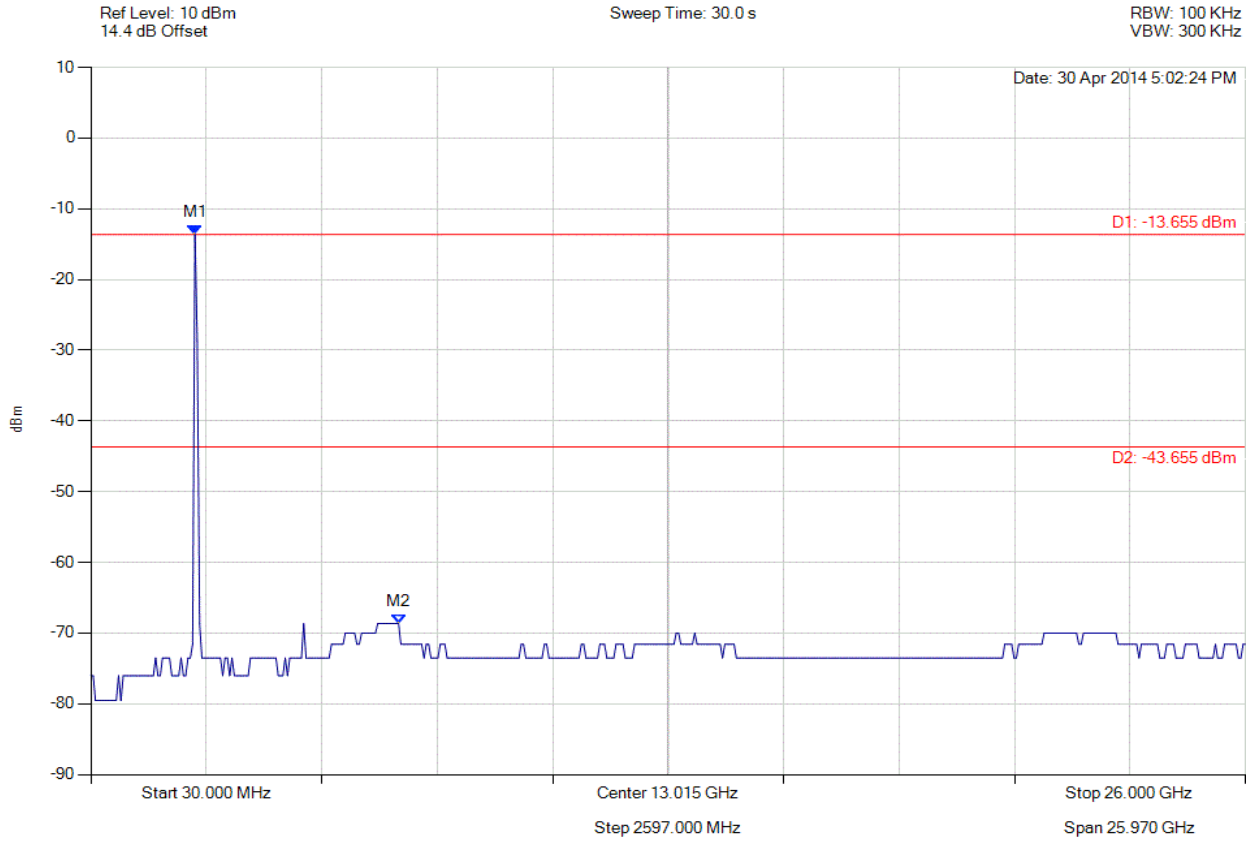

Analyser Setup	Marker : Frequency : Amplitude	Test Results
Detector = AVERAGE Sweep Count = 0 RF Atten (dB) = 10 Trace Mode = VIEW	M1 : 2371.984 MHz : -13.655 dBm M2 : 6951.864 MHz : -68.663 dBm	Limit: -43.66 dBm Margin: -25.00 dB

Back to the Matrix

CONDUCTED SPURIOUS EMISSIONS - AVERAGE

Variant: 802.11n HT-20, Channel: 2412.00 MHz, Chain b, Temp: Ambient, Voltage: 3.3 Vdc

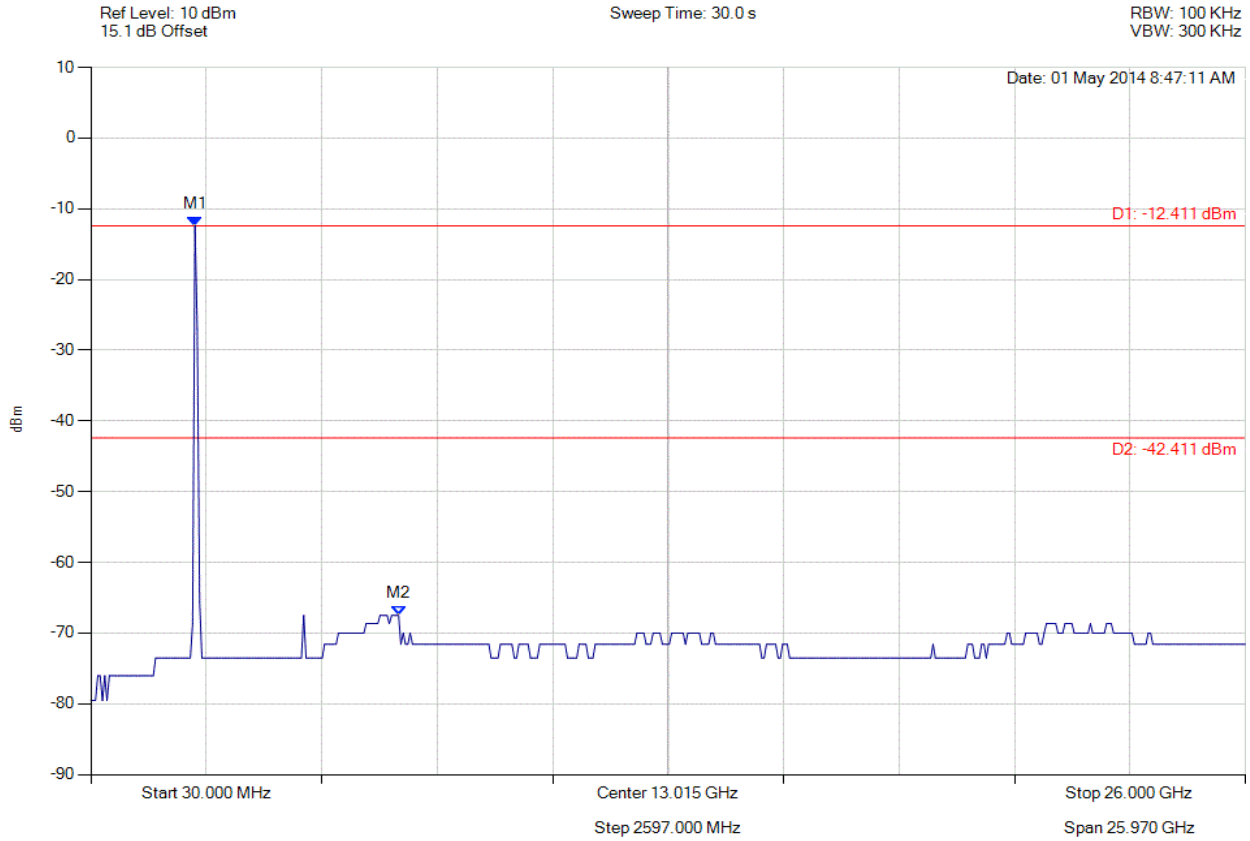

Analyser Setup	Marker : Frequency : Amplitude	Test Results
Detector = AVERAGE Sweep Count = 0 RF Atten (dB) = 10 Trace Mode = VIEW	M1 : 2371.984 MHz : -12.411 dBm M2 : 6951.864 MHz : -67.504 dBm	Limit: -42.41 dBm Margin: -25.09 dB

Back to the Matrix

CONDUCTED SPURIOUS EMISSIONS - AVERAGE

Variant: 802.11n HT-20, Channel: 2412.00 MHz, Chain c, Temp: Ambient, Voltage: 3.3 Vdc

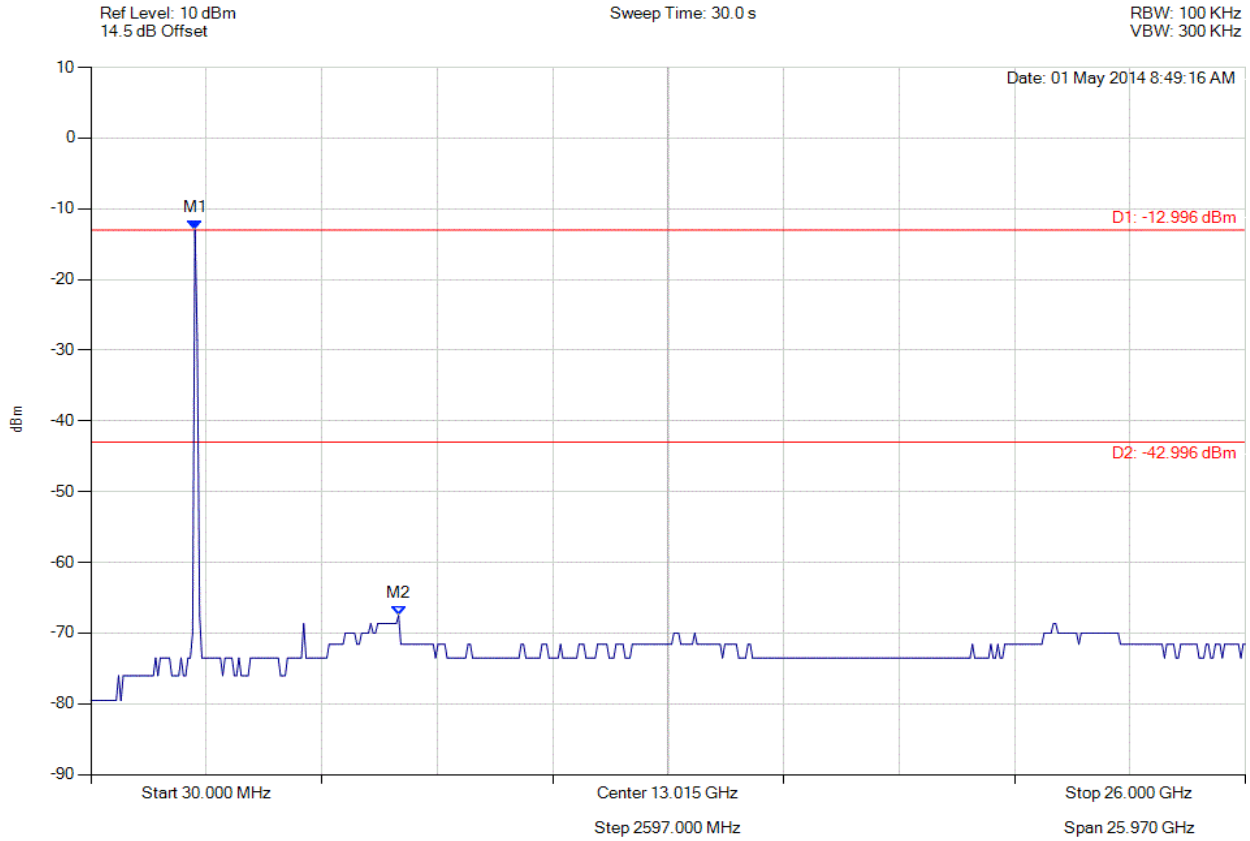

Analyser Setup	Marker : Frequency : Amplitude	Test Results
Detector = AVERAGE Sweep Count = 0 RF Atten (dB) = 10 Trace Mode = VIEW	M1 : 2371.984 MHz : -12.996 dBm M2 : 6951.864 MHz : -67.504 dBm	Limit: -43.00 dBm Margin: -24.50 dB

Back to the Matrix

CONDUCTED SPURIOUS EMISSIONS - AVERAGE

Variant: 802.11n HT-20, Channel: 2437.00 MHz, Chain a, Temp: Ambient, Voltage: 3.3 Vdc

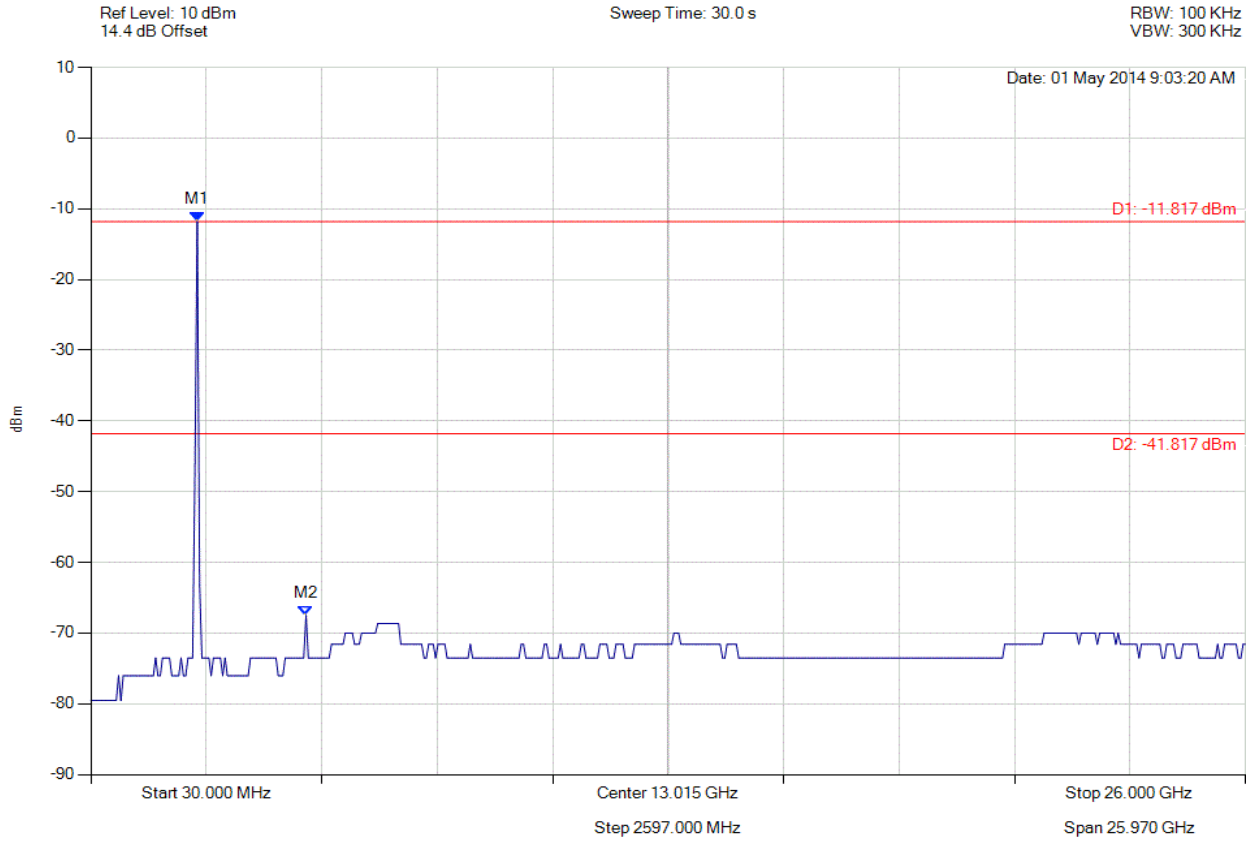

Analyser Setup	Marker : Frequency : Amplitude	Test Results
Detector = AVERAGE Sweep Count = 0 RF Atten (dB) = 10 Trace Mode = VIEW	M1 : 2424.028 MHz : -11.817 dBm M2 : 4870.100 MHz : -67.504 dBm	Limit: -41.82 dBm Margin: -25.68 dB

Back to the Matrix

CONDUCTED SPURIOUS EMISSIONS - AVERAGE

Variant: 802.11n HT-20, Channel: 2437.00 MHz, Chain b, Temp: Ambient, Voltage: 3.3 Vdc

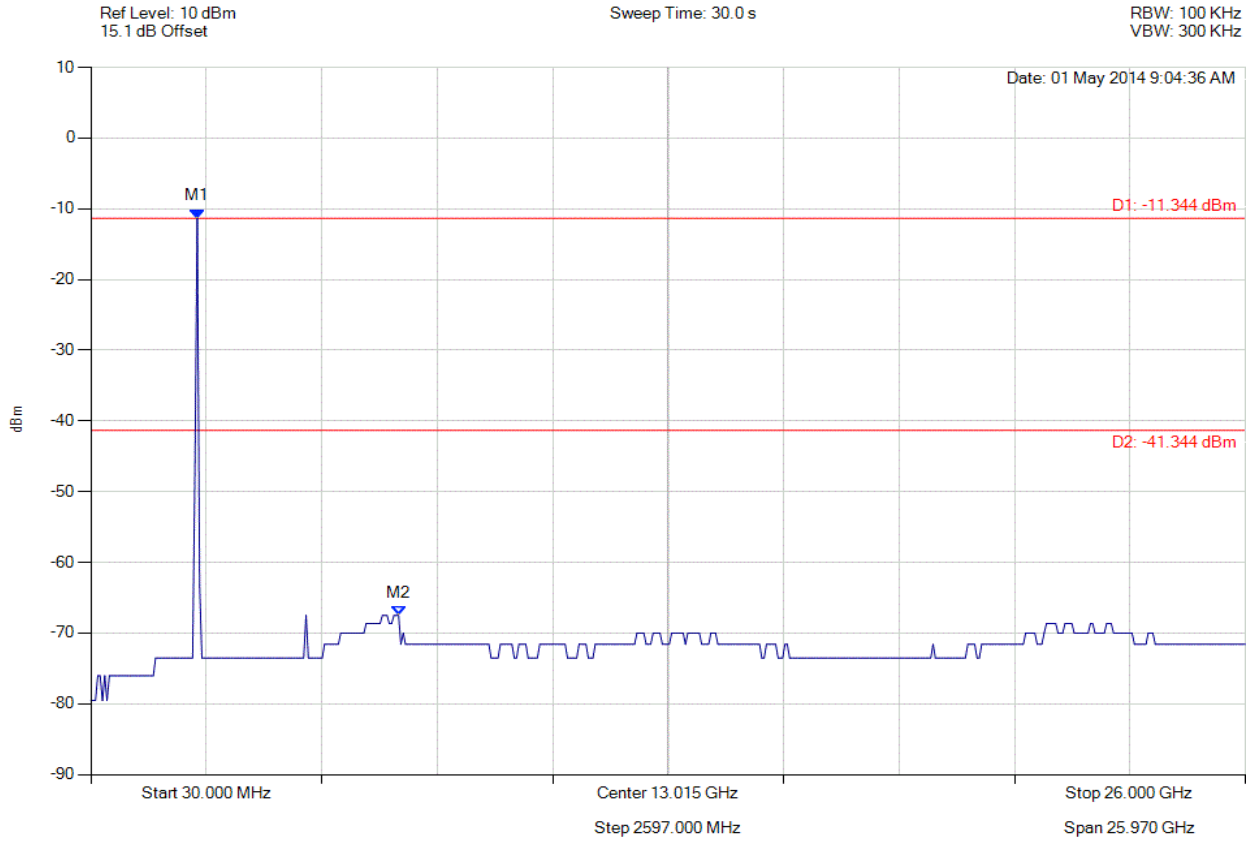

Analyser Setup	Marker : Frequency : Amplitude	Test Results
Detector = AVERAGE Sweep Count = 0 RF Atten (dB) = 10 Trace Mode = VIEW	M1 : 2424.028 MHz : -11.344 dBm M2 : 6951.864 MHz : -67.504 dBm	Limit: -41.34 dBm Margin: -26.16 dB

Back to the Matrix

CONDUCTED SPURIOUS EMISSIONS - AVERAGE

Variant: 802.11n HT-20, Channel: 2437.00 MHz, Chain c, Temp: Ambient, Voltage: 3.3 Vdc

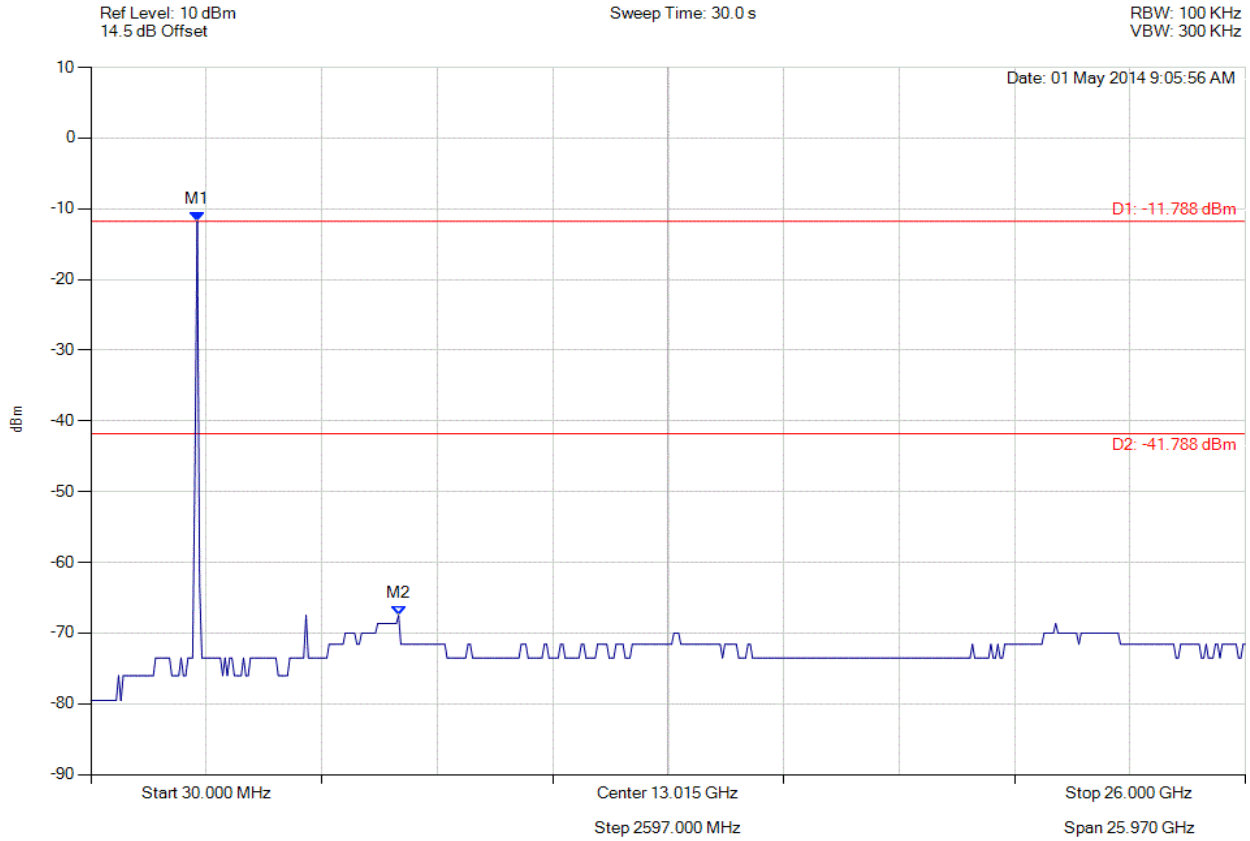

Analyser Setup	Marker : Frequency : Amplitude	Test Results
Detector = AVERAGE Sweep Count = 0 RF Atten (dB) = 10 Trace Mode = VIEW	M1 : 2424.028 MHz : -11.788 dBm M2 : 6951.864 MHz : -67.504 dBm	Limit: -41.79 dBm Margin: -25.71 dB

Back to the Matrix

CONDUCTED SPURIOUS EMISSIONS - AVERAGE

Variant: 802.11n HT-20, Channel: 2462.00 MHz, Chain a, Temp: Ambient, Voltage: 3.3 Vdc

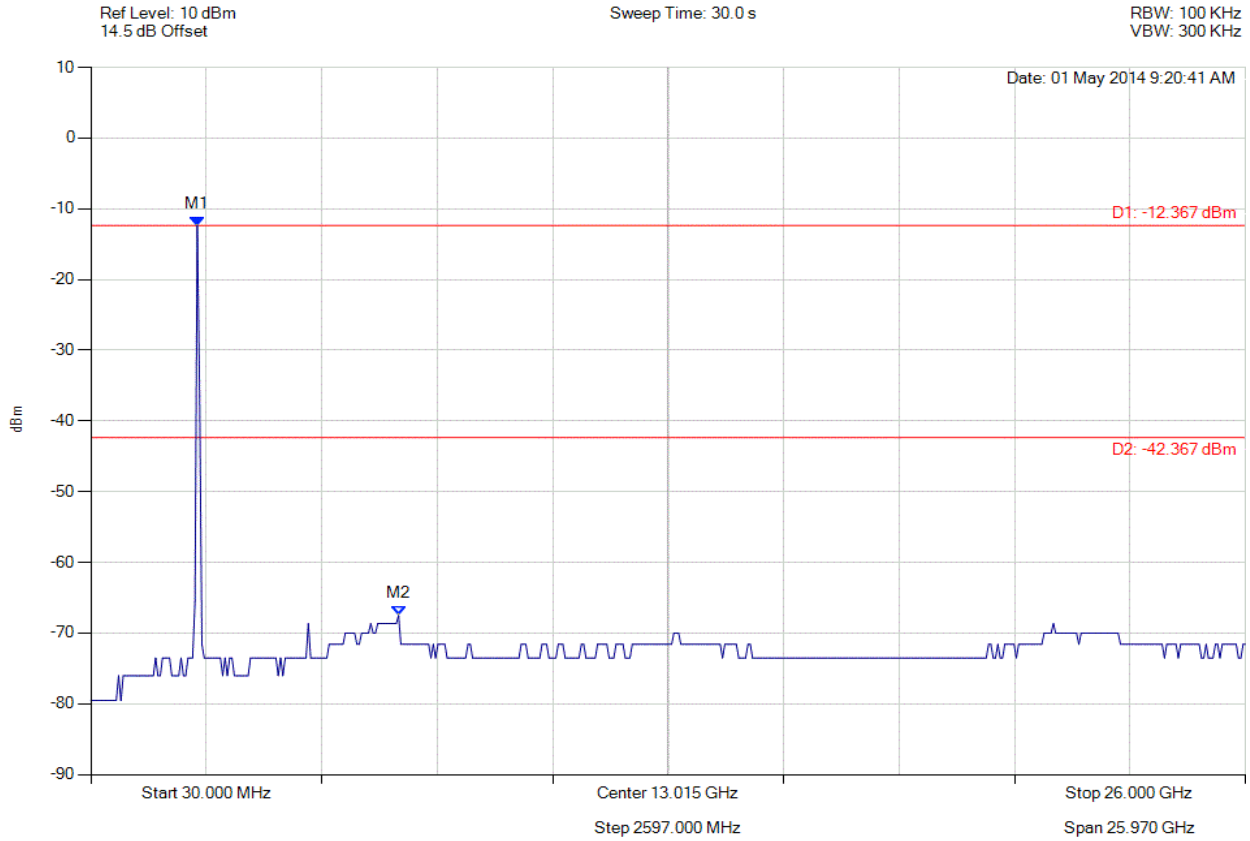

Analyser Setup	Marker : Frequency : Amplitude	Test Results
Detector = AVERAGE Sweep Count = 0 RF Atten (dB) = 10 Trace Mode = VIEW	M1 : 2424.028 MHz : -12.367 dBm M2 : 6951.864 MHz : -67.504 dBm	Limit: -42.37 dBm Margin: -25.13 dB

Back to the Matrix

CONDUCTED SPURIOUS EMISSIONS - AVERAGE

Variant: 802.11n HT-20, Channel: 2462.00 MHz, Chain b, Temp: Ambient, Voltage: 3.3 Vdc

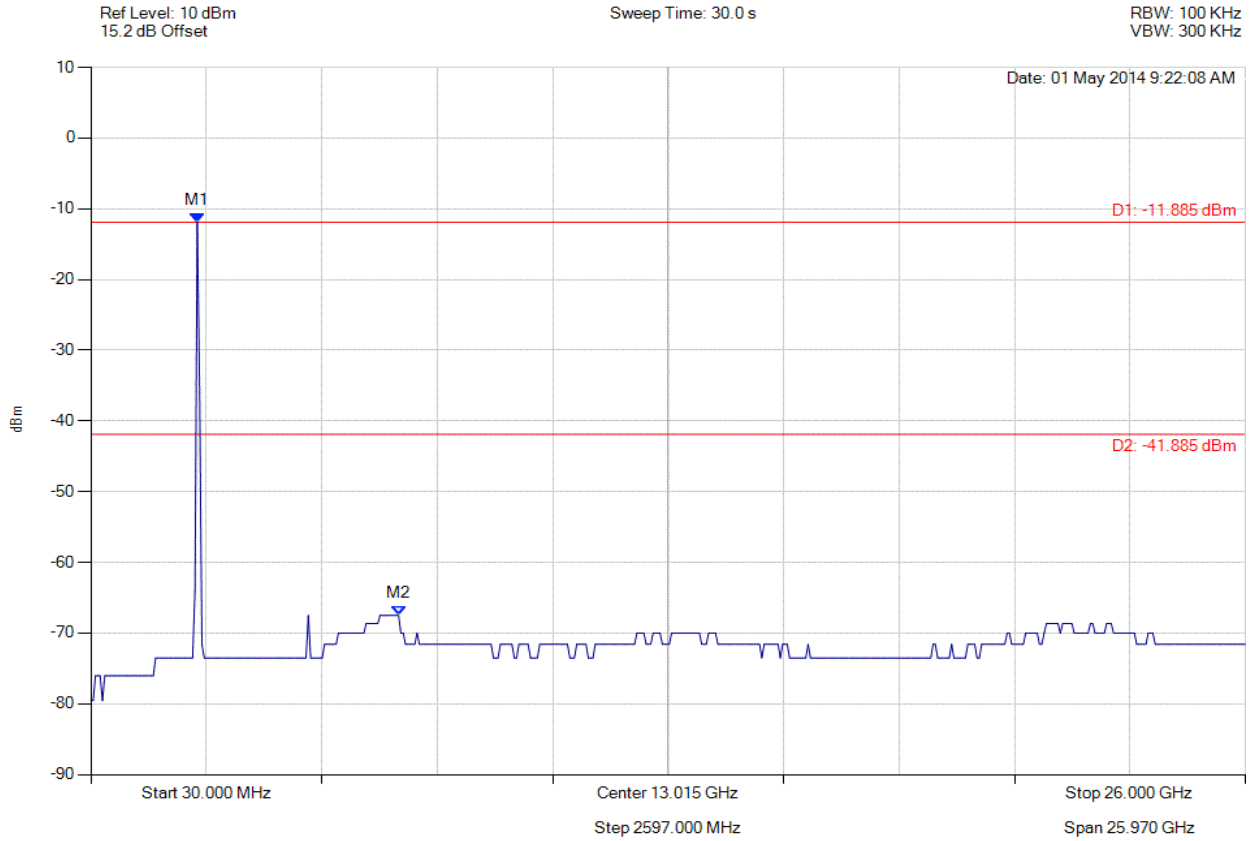

Analyser Setup	Marker : Frequency : Amplitude	Test Results
Detector = AVERAGE Sweep Count = 0 RF Atten (dB) = 10 Trace Mode = VIEW	M1 : 2424.028 MHz : -11.885 dBm M2 : 6951.864 MHz : -67.504 dBm	Limit: -41.89 dBm Margin: -25.61 dB

Back to the Matrix

CONDUCTED SPURIOUS EMISSIONS - AVERAGE

Variant: 802.11n HT-20, Channel: 2462.00 MHz, Chain c, Temp: Ambient, Voltage: 3.3 Vdc

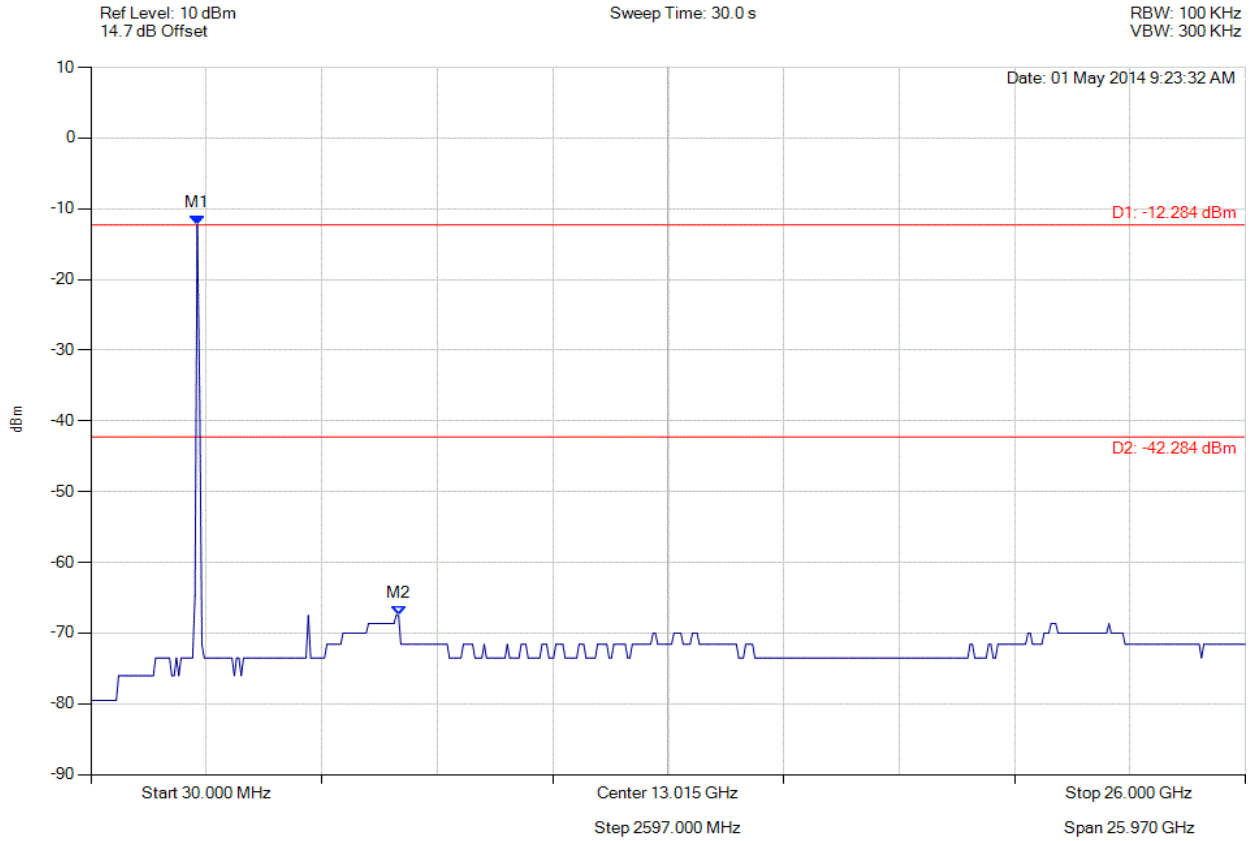

Analyser Setup	Marker : Frequency : Amplitude	Test Results
Detector = AVERAGE Sweep Count = 0 RF Atten (dB) = 10 Trace Mode = VIEW	M1 : 2424.028 MHz : -12.284 dBm M2 : 6951.864 MHz : -67.504 dBm	Limit: -42.28 dBm Margin: -25.22 dB

Back to the Matrix

CONDUCTED SPURIOUS EMISSIONS - AVERAGE

Variant: 802.11n HT-40, Channel: 2422.00 MHz, Chain a, Temp: Ambient, Voltage: 3.3 Vdc

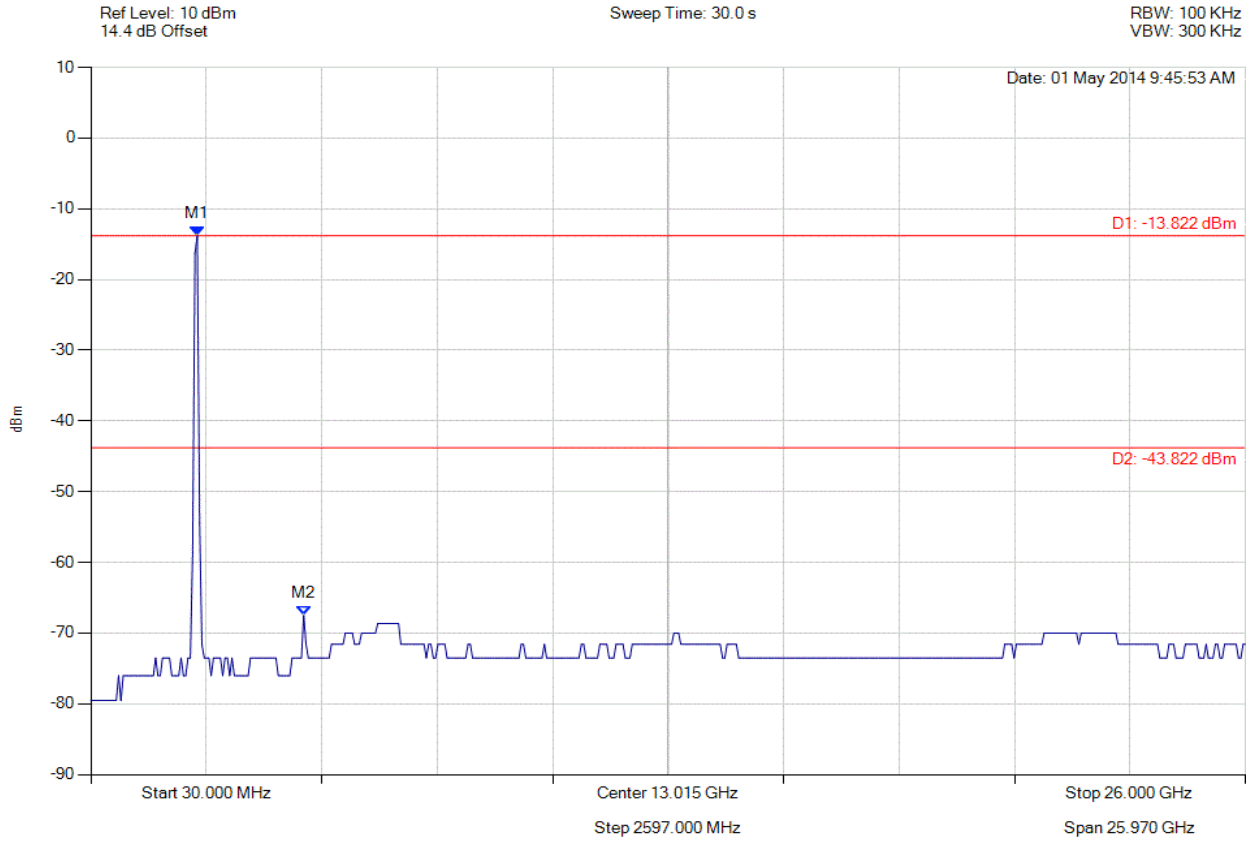

Analyser Setup	Marker : Frequency : Amplitude	Test Results
Detector = AVERAGE Sweep Count = 0 RF Atten (dB) = 10 Trace Mode = VIEW	M1 : 2424.028 MHz : -13.822 dBm M2 : 4818.056 MHz : -67.504 dBm	Limit: -43.82 dBm Margin: -23.68 dB

Back to the Matrix

CONDUCTED SPURIOUS EMISSIONS - AVERAGE

Variant: 802.11n HT-40, Channel: 2422.00 MHz, Chain b, Temp: Ambient, Voltage: 3.3 Vdc

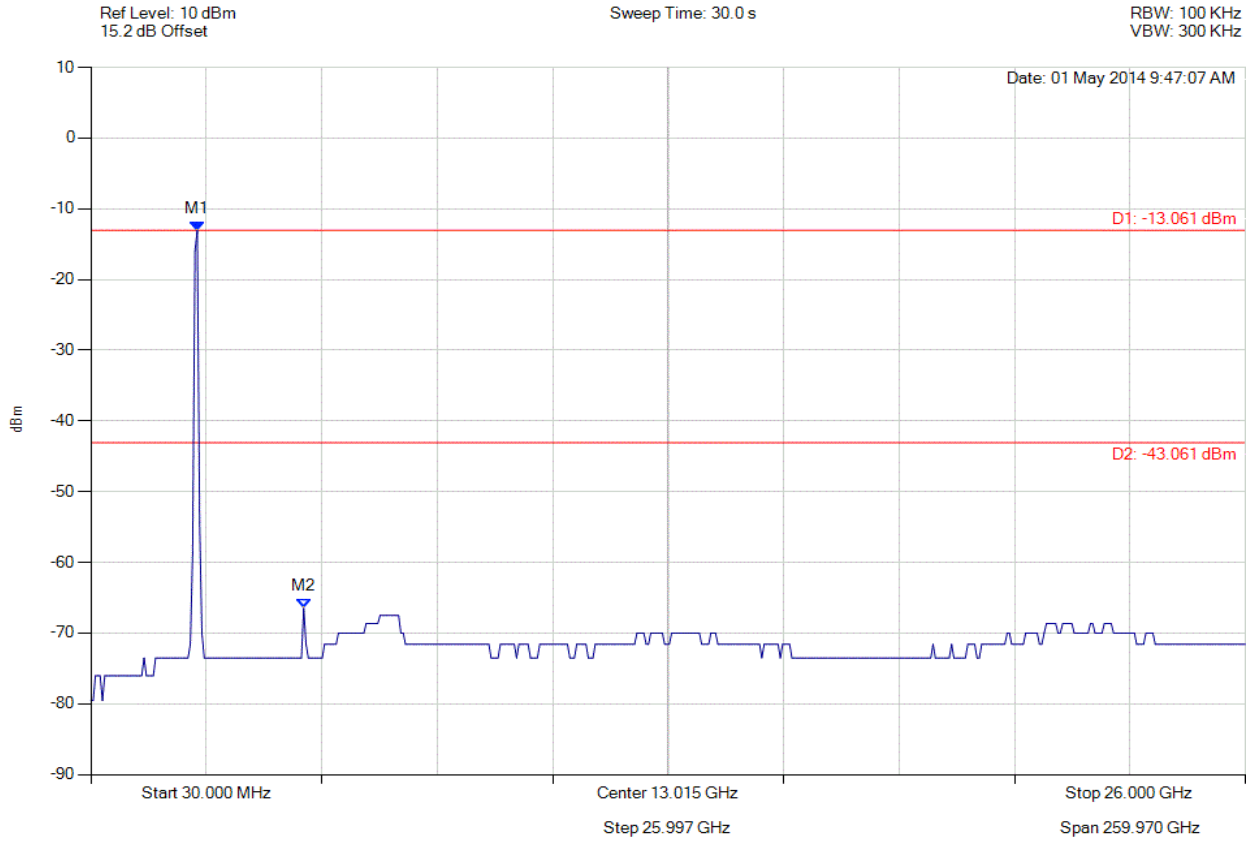

Analyser Setup	Marker : Frequency : Amplitude	Test Results
Detector = AVERAGE Sweep Count = 0 RF Atten (dB) = 10 Trace Mode = VIEW	M1 : 2424.028 MHz : -13.061 dBm M2 : 4818.056 MHz : -66.480 dBm	Limit: -43.06 dBm Margin: -23.42 dB

Back to the Matrix

CONDUCTED SPURIOUS EMISSIONS - AVERAGE

Variant: 802.11n HT-40, Channel: 2422.00 MHz, Chain c, Temp: Ambient, Voltage: 3.3 Vdc

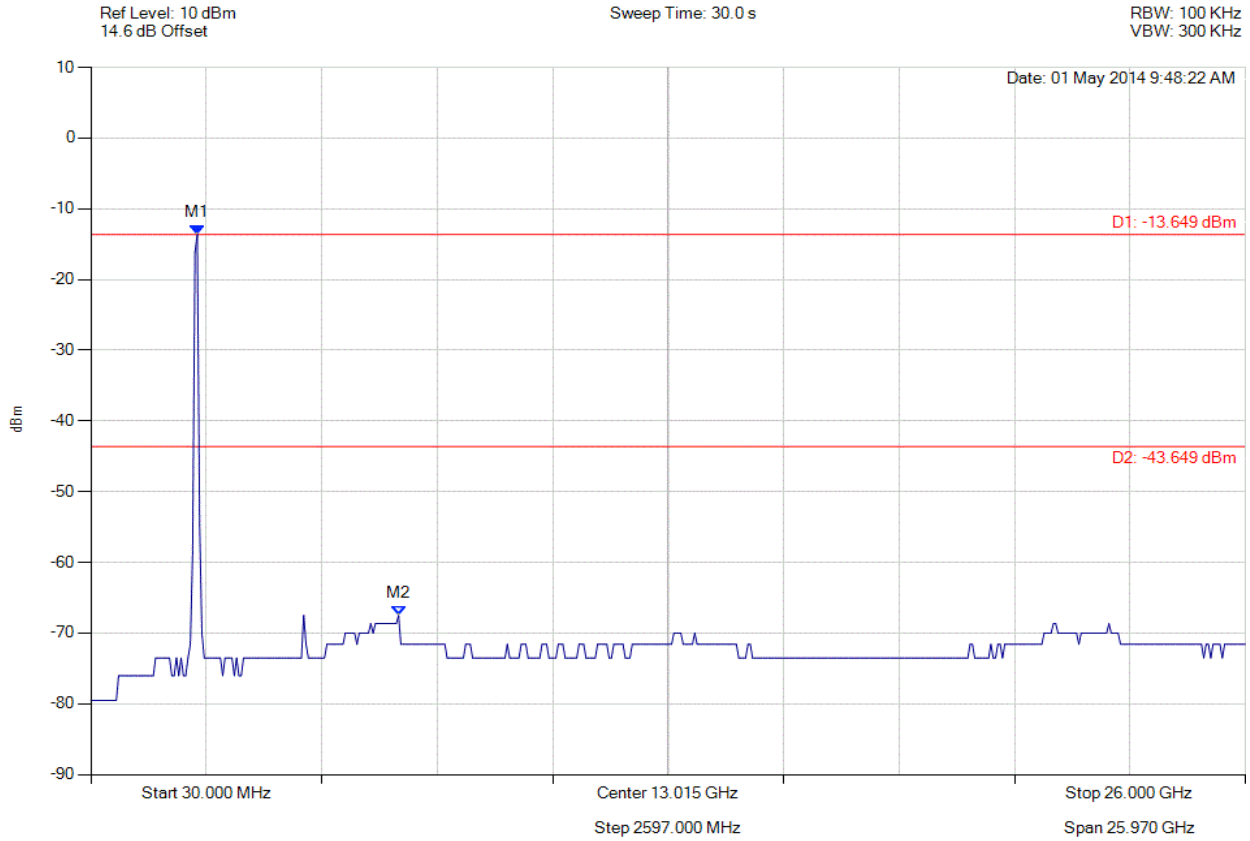

Analyser Setup	Marker : Frequency : Amplitude	Test Results
Detector = AVERAGE Sweep Count = 0 RF Atten (dB) = 10 Trace Mode = VIEW	M1 : 2424.028 MHz : -13.649 dBm M2 : 6951.864 MHz : -67.504 dBm	Limit: -43.65 dBm Margin: -23.85 dB

Back to the Matrix

CONDUCTED SPURIOUS EMISSIONS - AVERAGE

Variant: 802.11n HT-40, Channel: 2437.00 MHz, Chain a, Temp: Ambient, Voltage: 3.3 Vdc

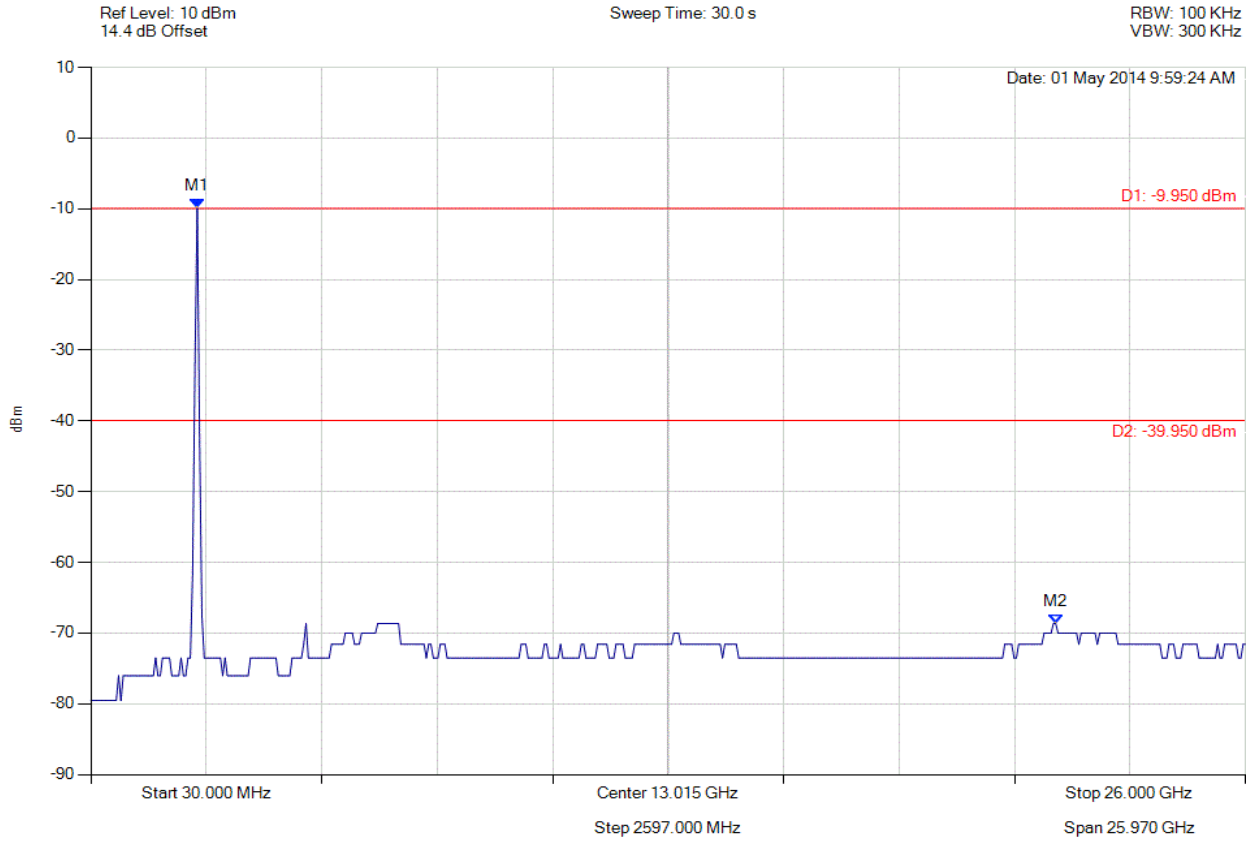

Analyser Setup	Marker : Frequency : Amplitude	Test Results
Detector = AVERAGE Sweep Count = 0 RF Atten (dB) = 10 Trace Mode = VIEW	M1 : 2424.028 MHz : -9.950 dBm M2 : 21.732 GHz : -68.663 dBm	Limit: -39.95 dBm Margin: -28.71 dB

Back to the Matrix

CONDUCTED SPURIOUS EMISSIONS - AVERAGE

Variant: 802.11n HT-40, Channel: 2437.00 MHz, Chain b, Temp: Ambient, Voltage: 3.3 Vdc

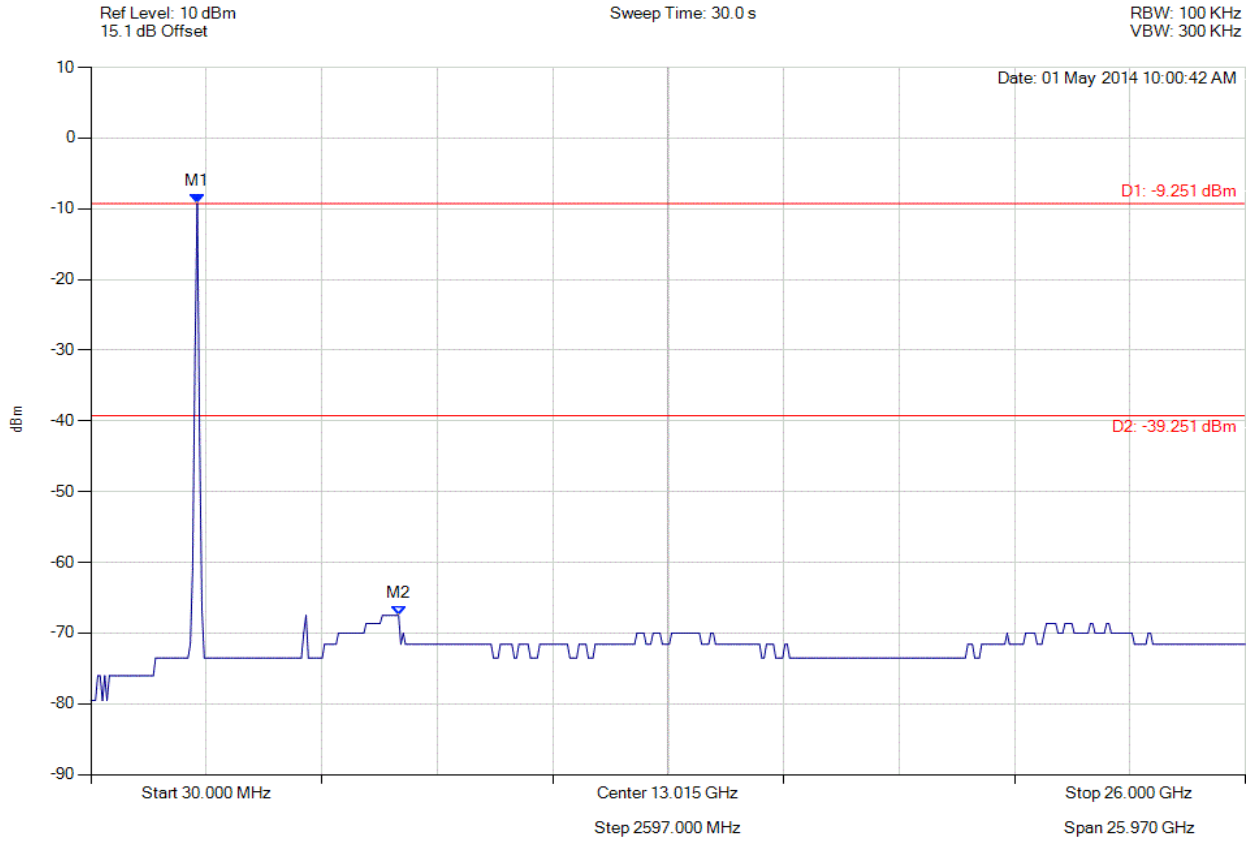

Analyser Setup	Marker : Frequency : Amplitude	Test Results
Detector = AVERAGE Sweep Count = 0 RF Atten (dB) = 10 Trace Mode = VIEW	M1 : 2424.028 MHz : -9.251 dBm M2 : 6951.864 MHz : -67.504 dBm	Limit: -39.25 dBm Margin: -28.25 dB

Back to the Matrix

CONDUCTED SPURIOUS EMISSIONS - AVERAGE

Variant: 802.11n HT-40, Channel: 2437.00 MHz, Chain c, Temp: Ambient, Voltage: 3.3 Vdc

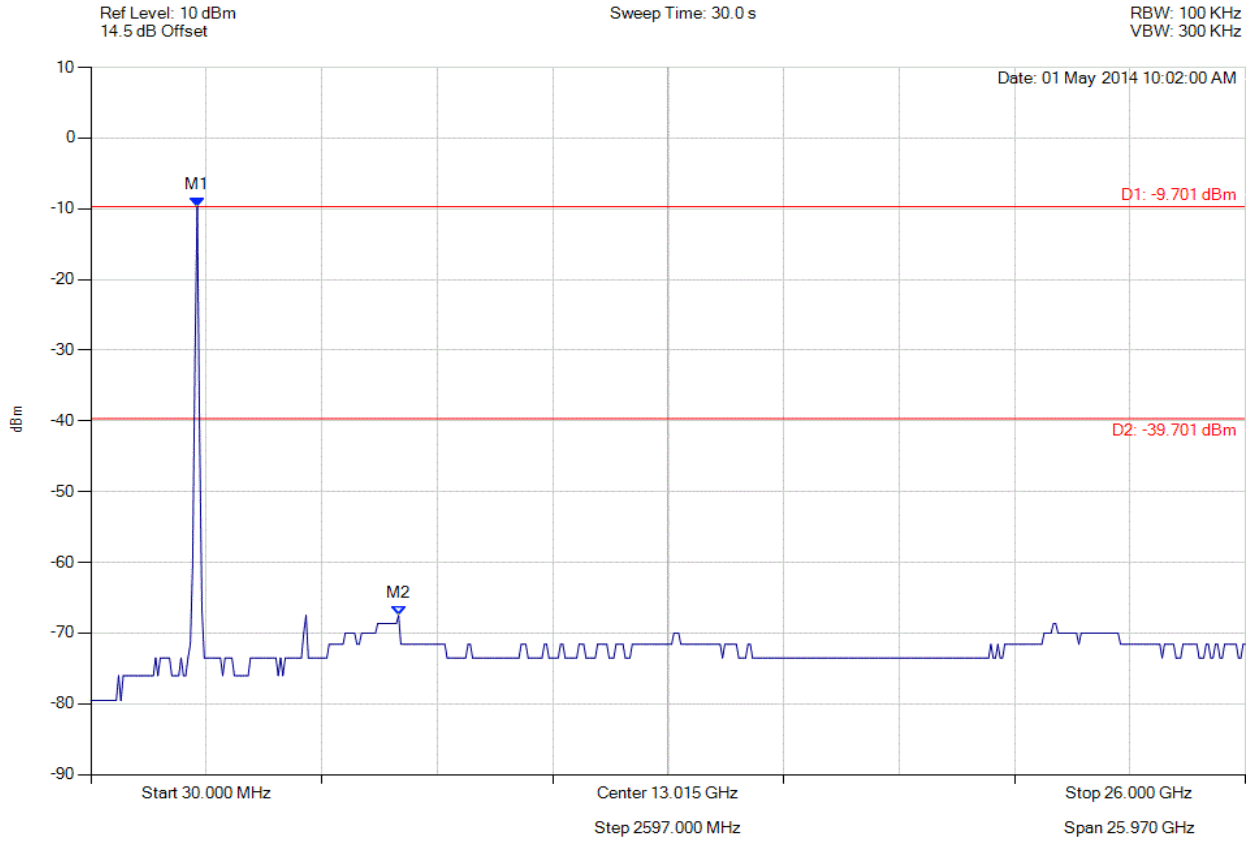

Analyser Setup	Marker : Frequency : Amplitude	Test Results
Detector = AVERAGE Sweep Count = 0 RF Atten (dB) = 10 Trace Mode = VIEW	M1 : 2424.028 MHz : -9.701 dBm M2 : 6951.864 MHz : -67.504 dBm	Limit: -39.70 dBm Margin: -27.80 dB

Back to the Matrix

CONDUCTED SPURIOUS EMISSIONS - AVERAGE

Variant: 802.11n HT-40, Channel: 2452.00 MHz, Chain a, Temp: Ambient, Voltage: 3.3 Vdc

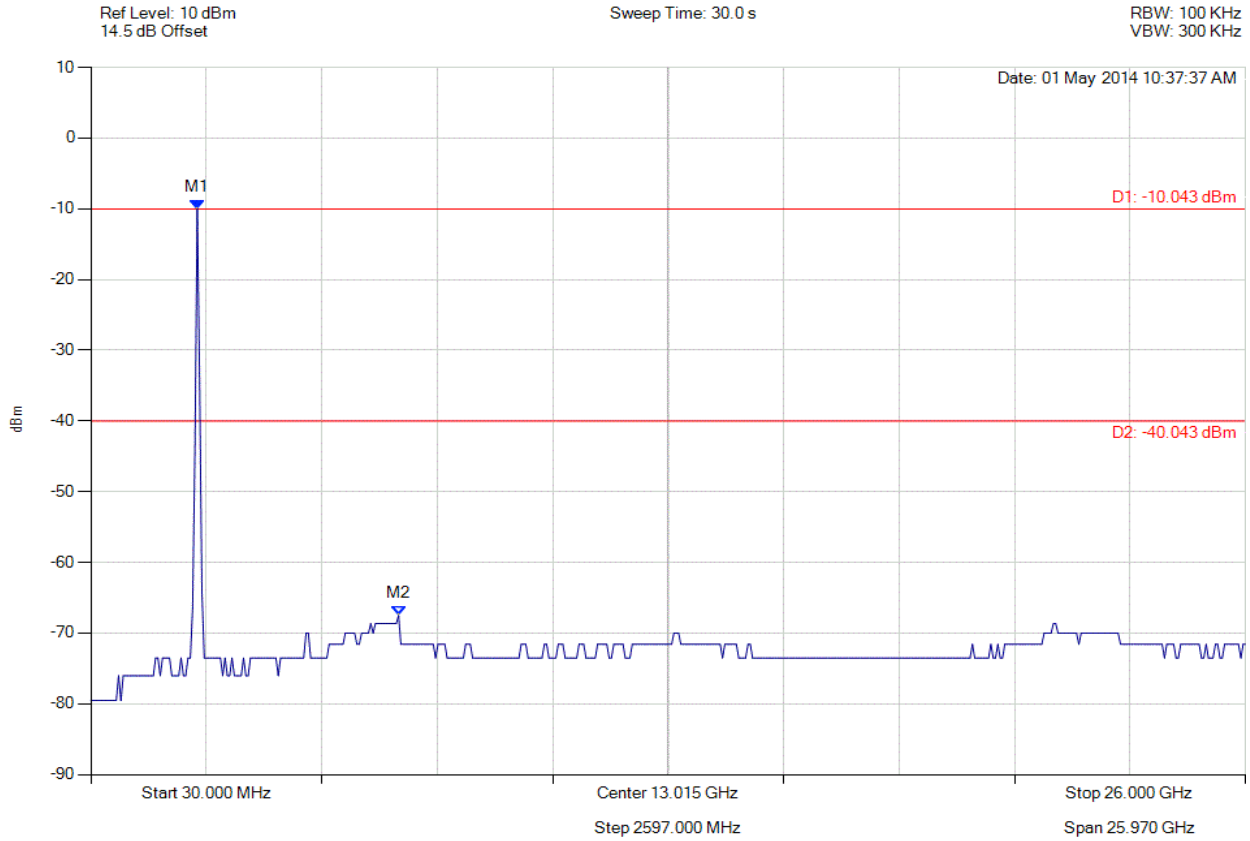

Analyser Setup	Marker : Frequency : Amplitude	Test Results
Detector = AVERAGE Sweep Count = 0 RF Atten (dB) = 10 Trace Mode = VIEW	M1 : 2424.028 MHz : -10.043 dBm M2 : 6951.864 MHz : -67.504 dBm	Limit: -40.04 dBm Margin: -27.46 dB

Back to the Matrix

CONDUCTED SPURIOUS EMISSIONS - AVERAGE

Variant: 802.11n HT-40, Channel: 2452.00 MHz, Chain b, Temp: Ambient, Voltage: 3.3 Vdc

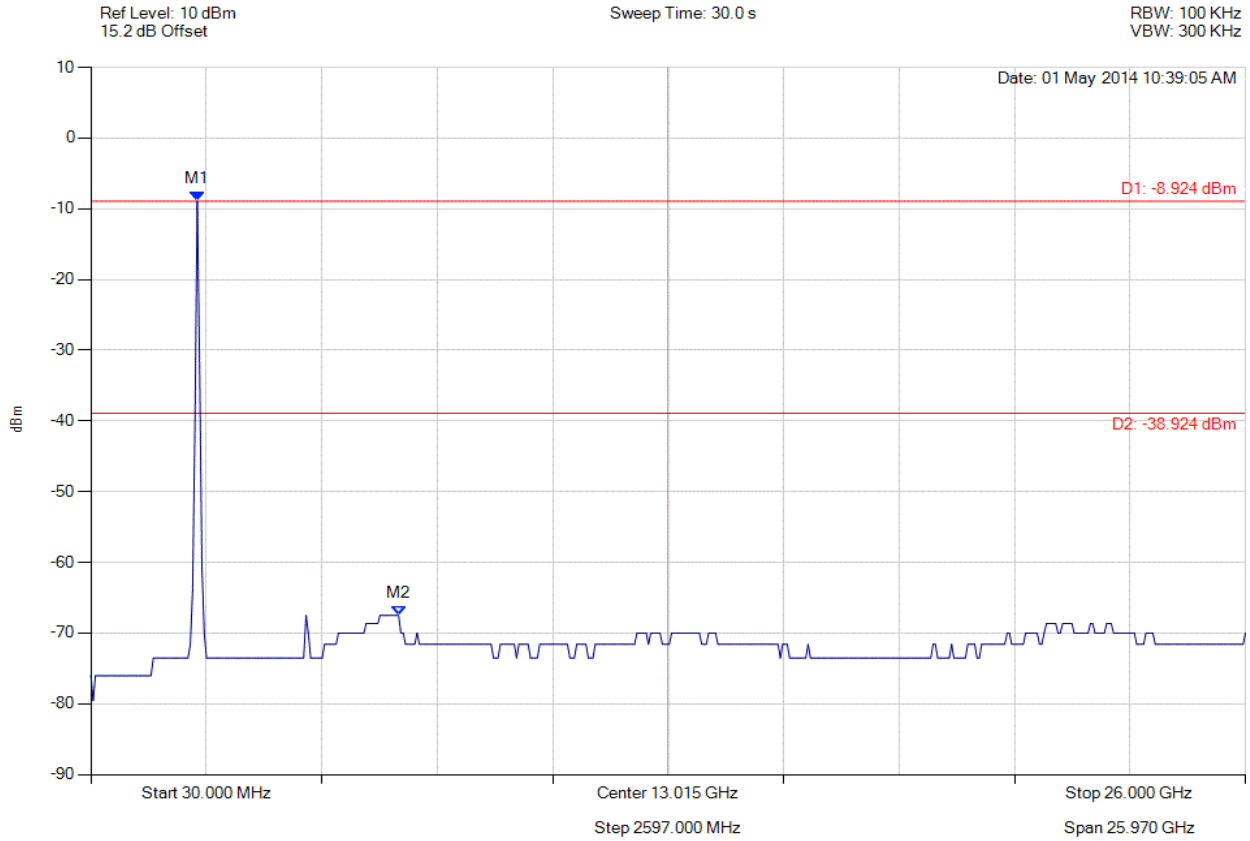

Analyser Setup	Marker : Frequency : Amplitude	Test Results
Detector = AVERAGE Sweep Count = 0 RF Atten (dB) = 10 Trace Mode = VIEW	M1 : 2424.028 MHz : -8.924 dBm M2 : 6951.864 MHz : -67.504 dBm	Limit: -38.92 dBm Margin: -28.58 dB

Back to the Matrix

CONDUCTED SPURIOUS EMISSIONS - AVERAGE

Variant: 802.11n HT-40, Channel: 2452.00 MHz, Chain c, Temp: Ambient, Voltage: 3.3 Vdc

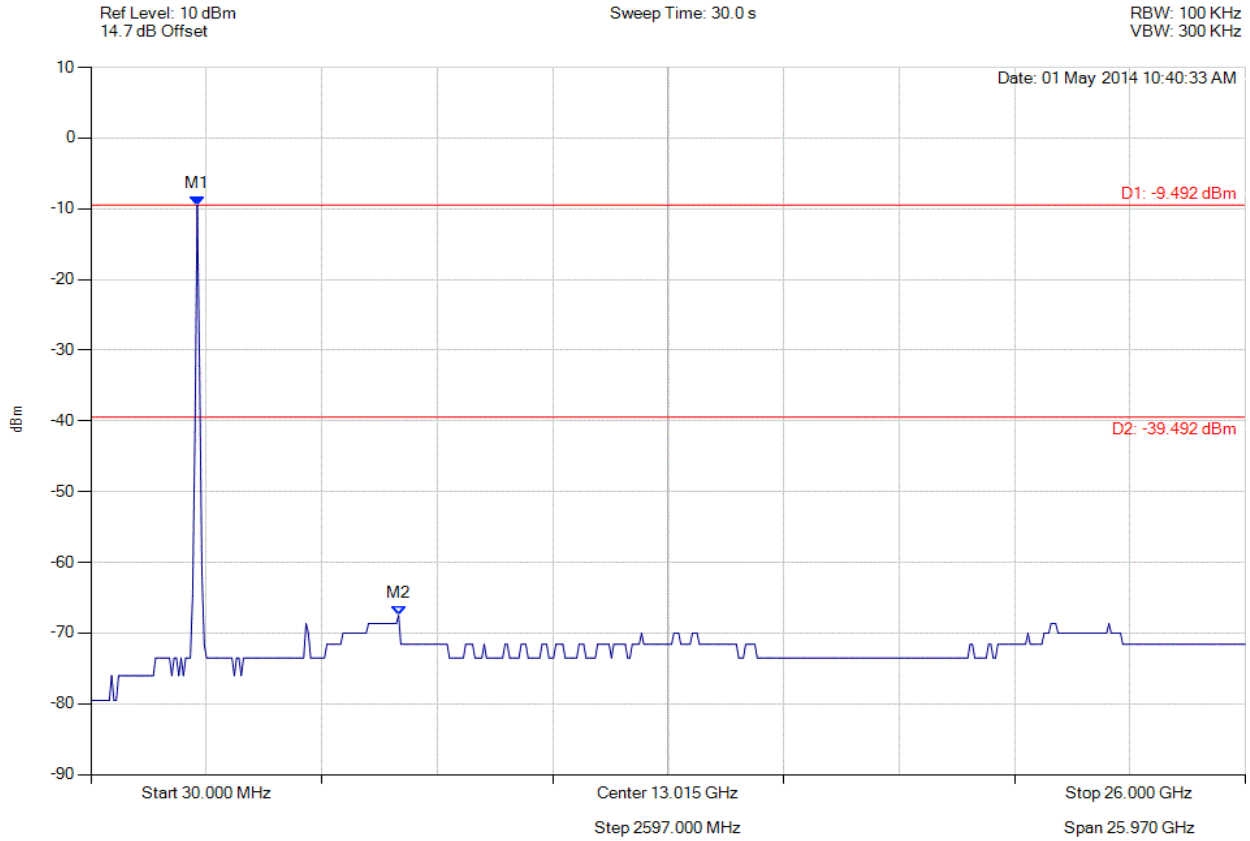

Analyser Setup	Marker : Frequency : Amplitude	Test Results
Detector = AVERAGE Sweep Count = 0 RF Atten (dB) = 10 Trace Mode = VIEW	M1 : 2424.028 MHz : -9.492 dBm M2 : 6951.864 MHz : -67.504 dBm	Limit: -39.49 dBm Margin: -28.01 dB

Back to the Matrix

CONDUCTED SPURIOUS EMISSIONS - AVERAGE

Variant: 802.11a, Channel: 5745.00 MHz, Chain a, Temp: Ambient, Voltage: 3.3 Vdc

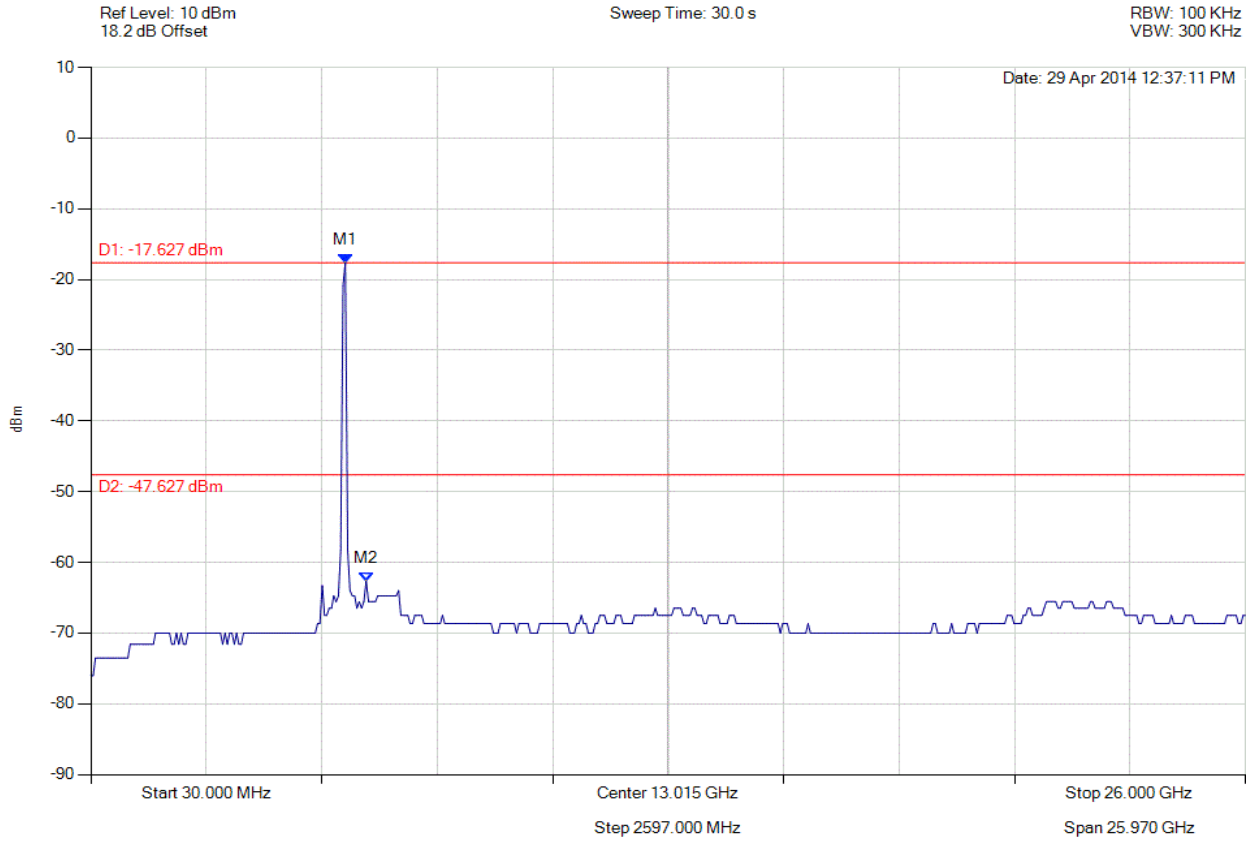

Analyser Setup	Marker : Frequency : Amplitude	Test Results
Detector = AVERAGE Sweep Count = 0 RF Atten (dB) = 10 Trace Mode = VIEW	M1 : 5754.850 MHz : -17.627 dBm M2 : 6223.246 MHz : -62.643 dBm	Limit: -47.63 dBm Margin: -15.01 dB

Back to the Matrix

CONDUCTED SPURIOUS EMISSIONS - AVERAGE

Variant: 802.11a, Channel: 5745.00 MHz, Chain b, Temp: Ambient, Voltage: 3.3 Vdc

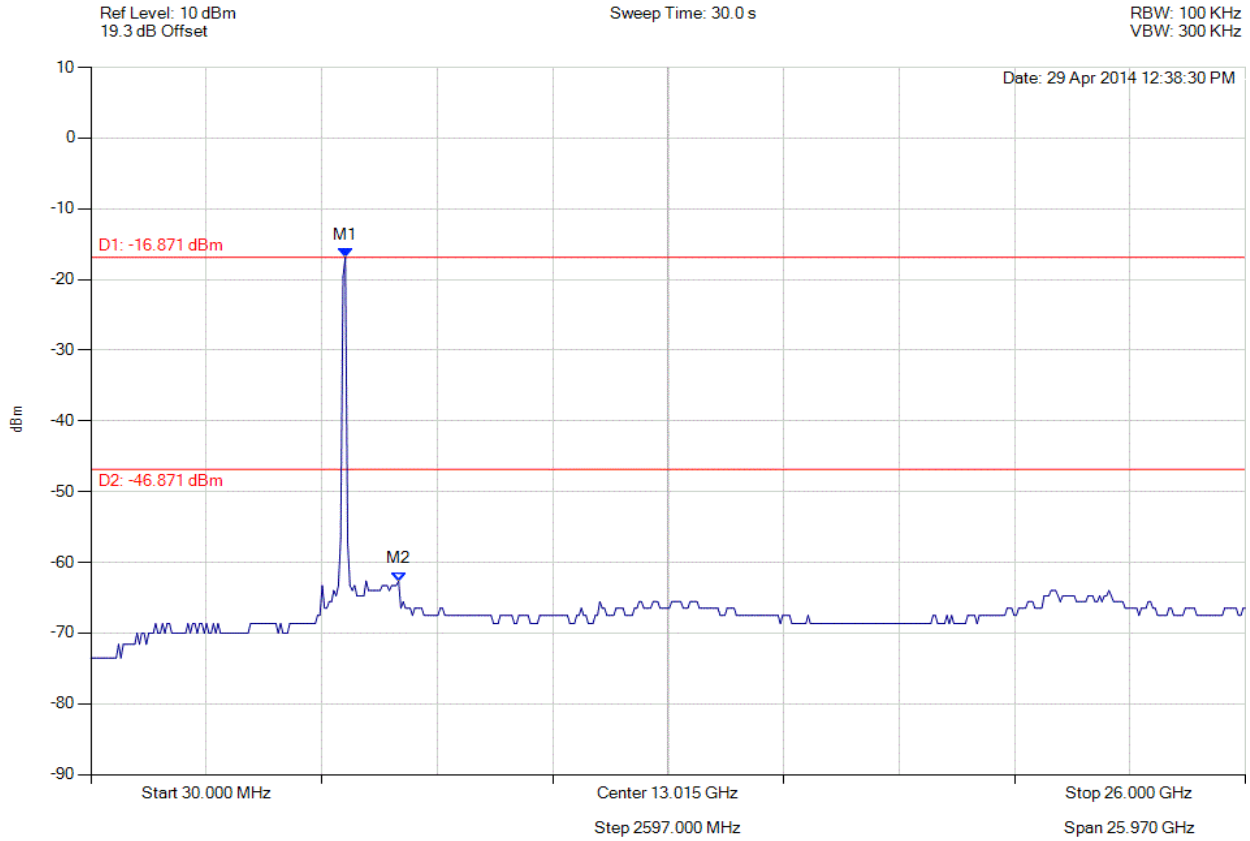

Analyser Setup	Marker : Frequency : Amplitude	Test Results
Detector = AVERAGE Sweep Count = 0 RF Atten (dB) = 10 Trace Mode = VIEW	M1 : 5754.850 MHz : -16.871 dBm M2 : 6951.864 MHz : -62.643 dBm	Limit: -46.87 dBm Margin: -15.77 dB

Back to the Matrix

CONDUCTED SPURIOUS EMISSIONS - AVERAGE

Variant: 802.11a, Channel: 5745.00 MHz, Chain c, Temp: Ambient, Voltage: 3.3 Vdc

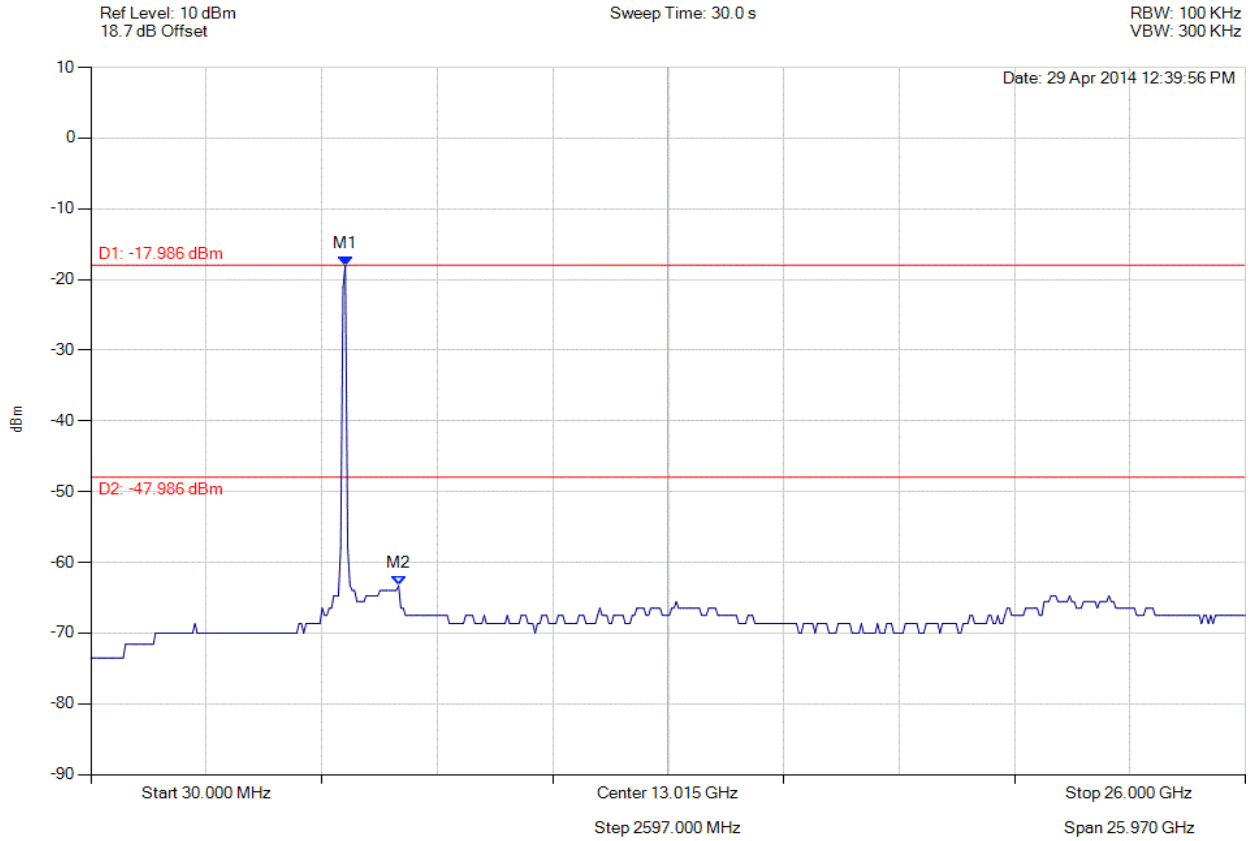

Analyser Setup	Marker : Frequency : Amplitude	Test Results
Detector = AVERAGE Sweep Count = 0 RF Atten (dB) = 10 Trace Mode = VIEW	M1 : 5754.850 MHz : -17.986 dBm M2 : 6951.864 MHz : -63.286 dBm	Limit: -47.99 dBm Margin: -15.30 dB

Back to the Matrix

CONDUCTED SPURIOUS EMISSIONS - AVERAGE

Variant: 802.11a, Channel: 5785.00 MHz, Chain a, Temp: Ambient, Voltage: 3.3 Vdc

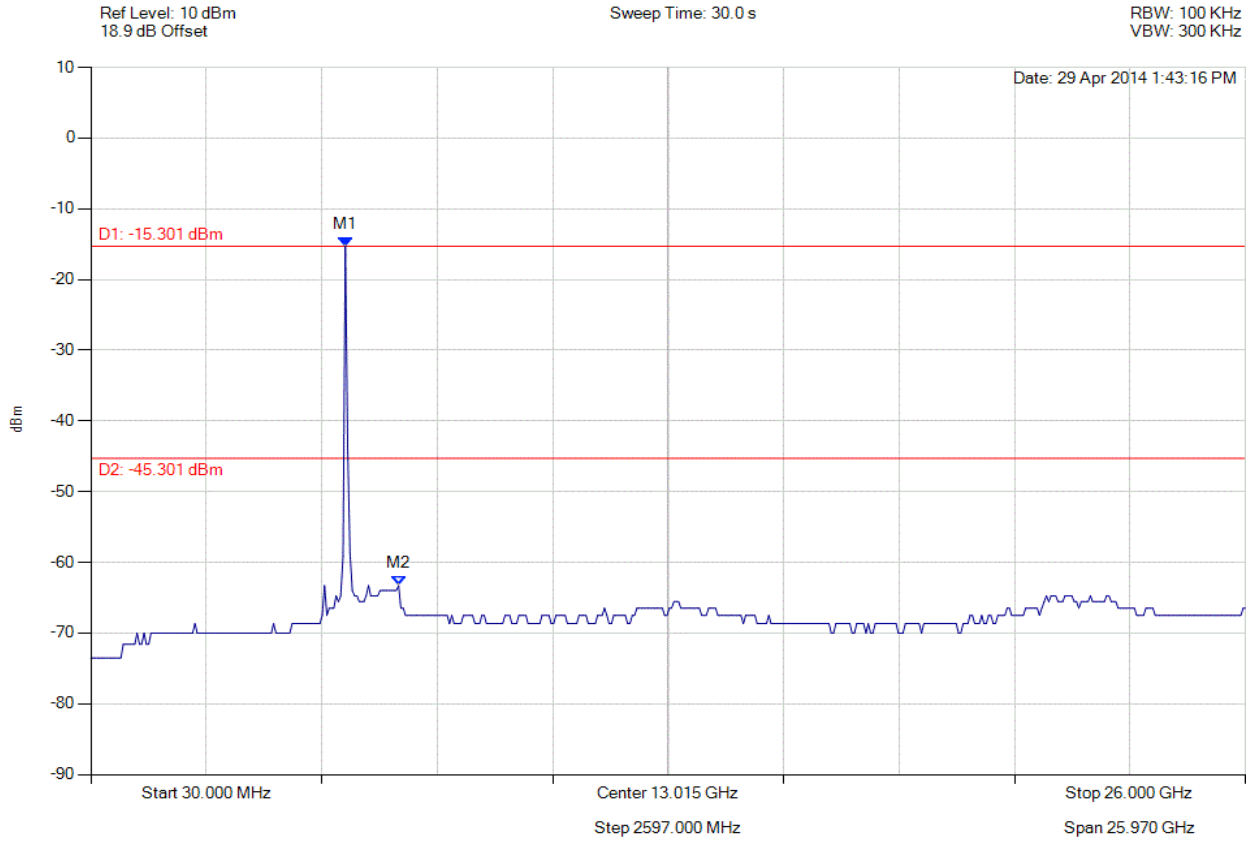

Analyser Setup	Marker : Frequency : Amplitude	Test Results
Detector = AVERAGE Sweep Count = 0 RF Atten (dB) = 10 Trace Mode = VIEW	M1 : 5754.850 MHz : -15.301 dBm M2 : 6951.864 MHz : -63.286 dBm	Limit: -45.30 dBm Margin: -17.99 dB

Back to the Matrix

CONDUCTED SPURIOUS EMISSIONS - AVERAGE

Variant: 802.11a, Channel: 5785.00 MHz, Chain b, Temp: Ambient, Voltage: 3.3 Vdc

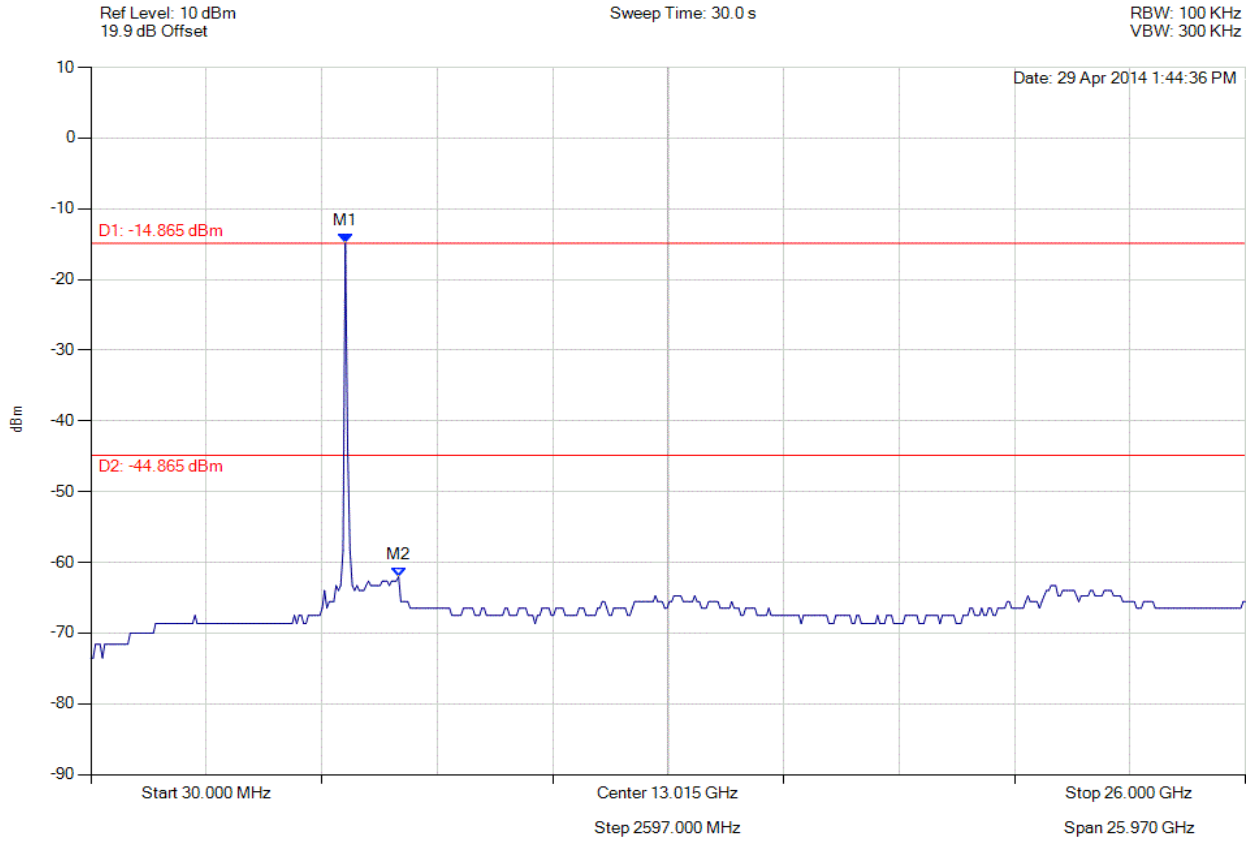

Analyser Setup	Marker : Frequency : Amplitude	Test Results
Detector = AVERAGE Sweep Count = 0 RF Atten (dB) = 10 Trace Mode = VIEW	M1 : 5754.850 MHz : -14.865 dBm M2 : 6951.864 MHz : -62.044 dBm	Limit: -44.87 dBm Margin: -17.17 dB

Back to the Matrix

CONDUCTED SPURIOUS EMISSIONS - AVERAGE

Variant: 802.11a, Channel: 5785.00 MHz, Chain c, Temp: Ambient, Voltage: 3.3 Vdc

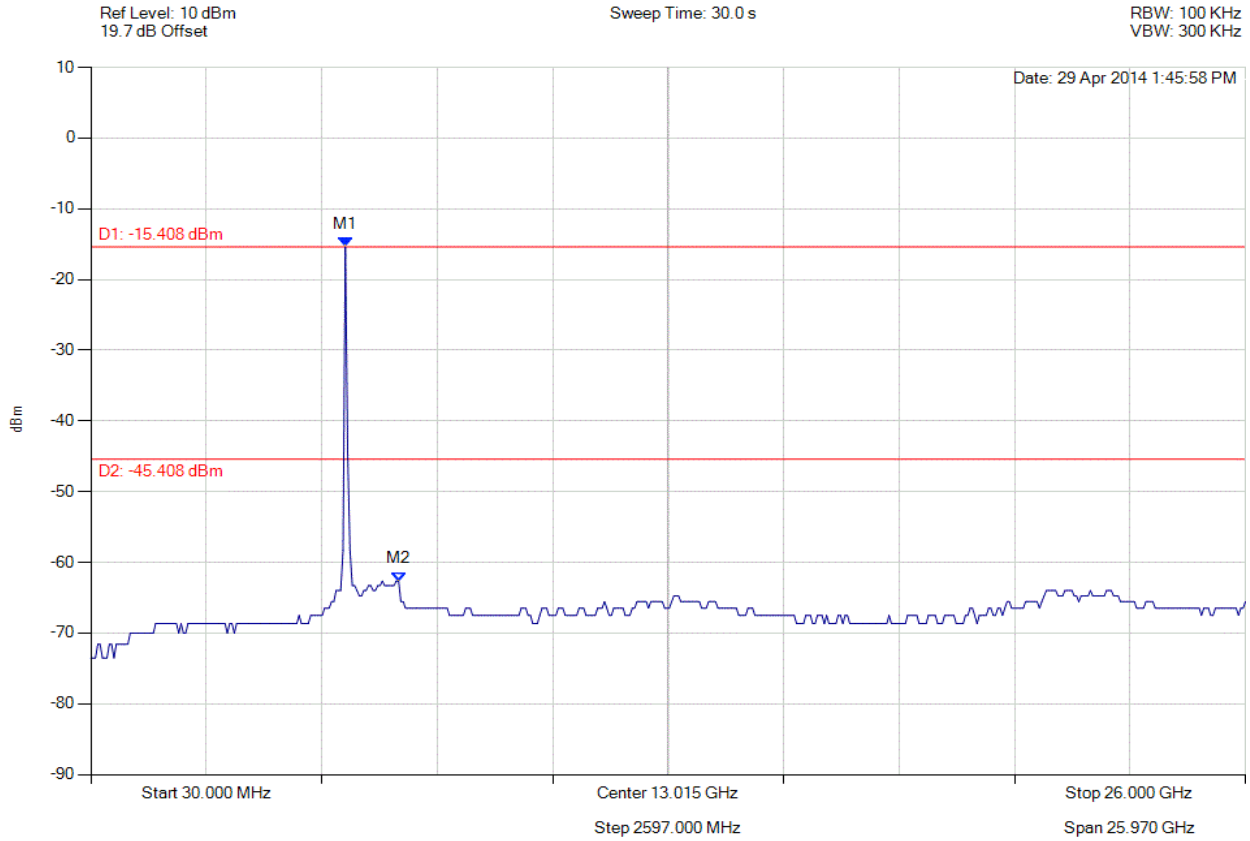

Analyser Setup	Marker : Frequency : Amplitude	Test Results
Detector = AVERAGE Sweep Count = 0 RF Atten (dB) = 10 Trace Mode = VIEW	M1 : 5754.850 MHz : -15.408 dBm M2 : 6951.864 MHz : -62.643 dBm	Limit: -45.41 dBm Margin: -17.23 dB

Back to the Matrix

CONDUCTED SPURIOUS EMISSIONS - AVERAGE

Variant: 802.11a, Channel: 5825.00 MHz, Chain a, Temp: Ambient, Voltage: 3.3 Vdc

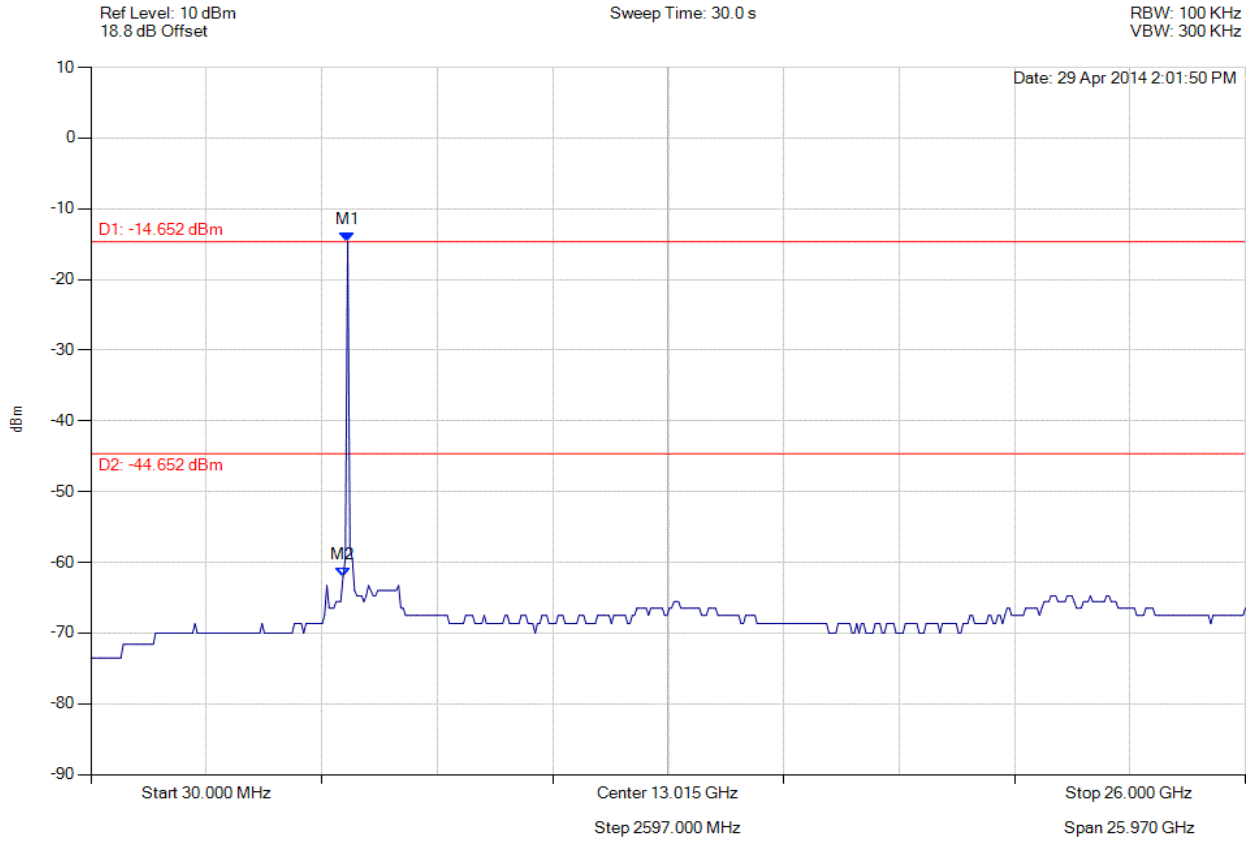

Analyser Setup	Marker : Frequency : Amplitude	Test Results
Detector = AVERAGE Sweep Count = 0 RF Atten (dB) = 10 Trace Mode = VIEW	M1 : 5806.894 MHz : -14.652 dBm M2 : 5702.806 MHz : -62.044 dBm	Limit: -44.65 dBm Margin: -17.39 dB

Back to the Matrix

CONDUCTED SPURIOUS EMISSIONS - AVERAGE

Variant: 802.11a, Channel: 5825.00 MHz, Chain b, Temp: Ambient, Voltage: 3.3 Vdc

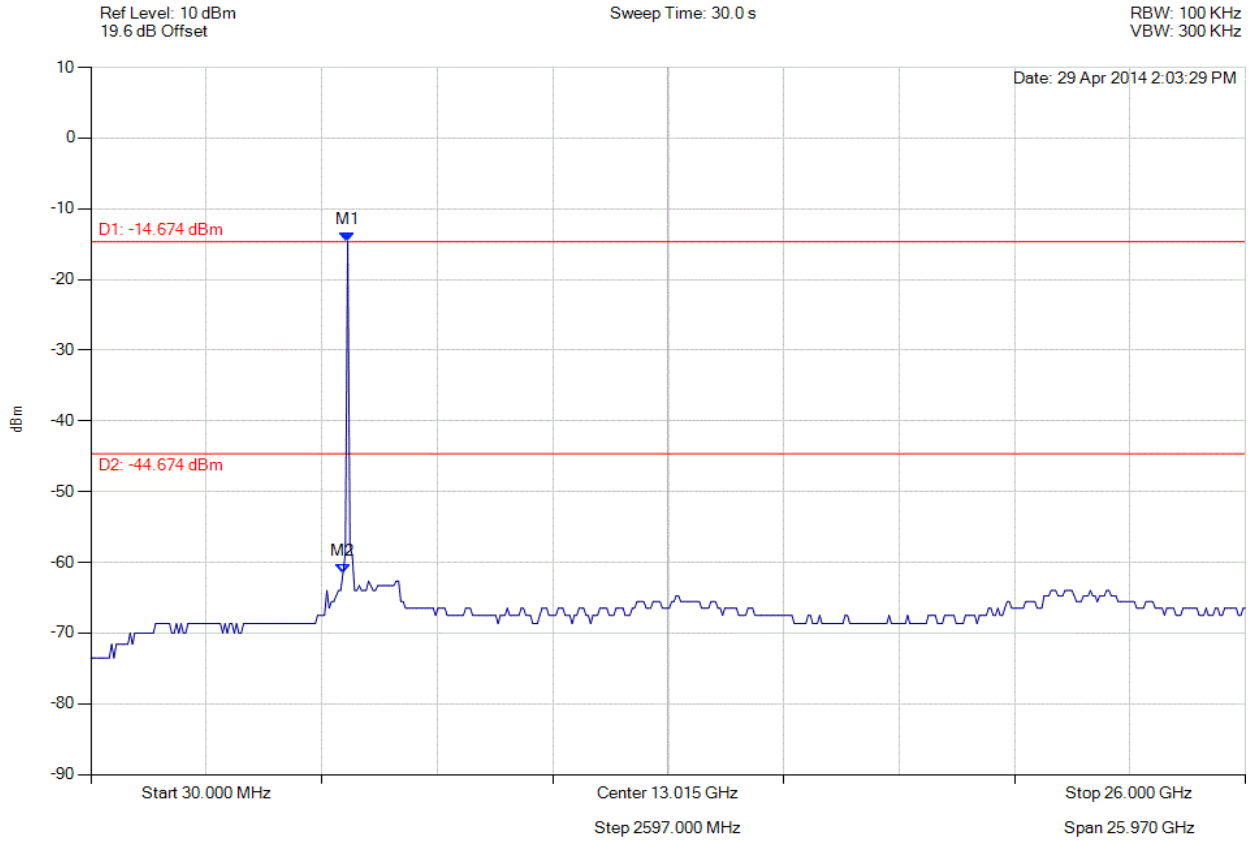

Analyser Setup	Marker : Frequency : Amplitude	Test Results
Detector = AVERAGE Sweep Count = 0 RF Atten (dB) = 10 Trace Mode = VIEW	M1 : 5806.894 MHz : -14.674 dBm M2 : 5702.806 MHz : -61.483 dBm	Limit: -44.67 dBm Margin: -16.81 dB

Back to the Matrix

CONDUCTED SPURIOUS EMISSIONS - AVERAGE

Variant: 802.11a, Channel: 5825.00 MHz, Chain c, Temp: Ambient, Voltage: 3.3 Vdc

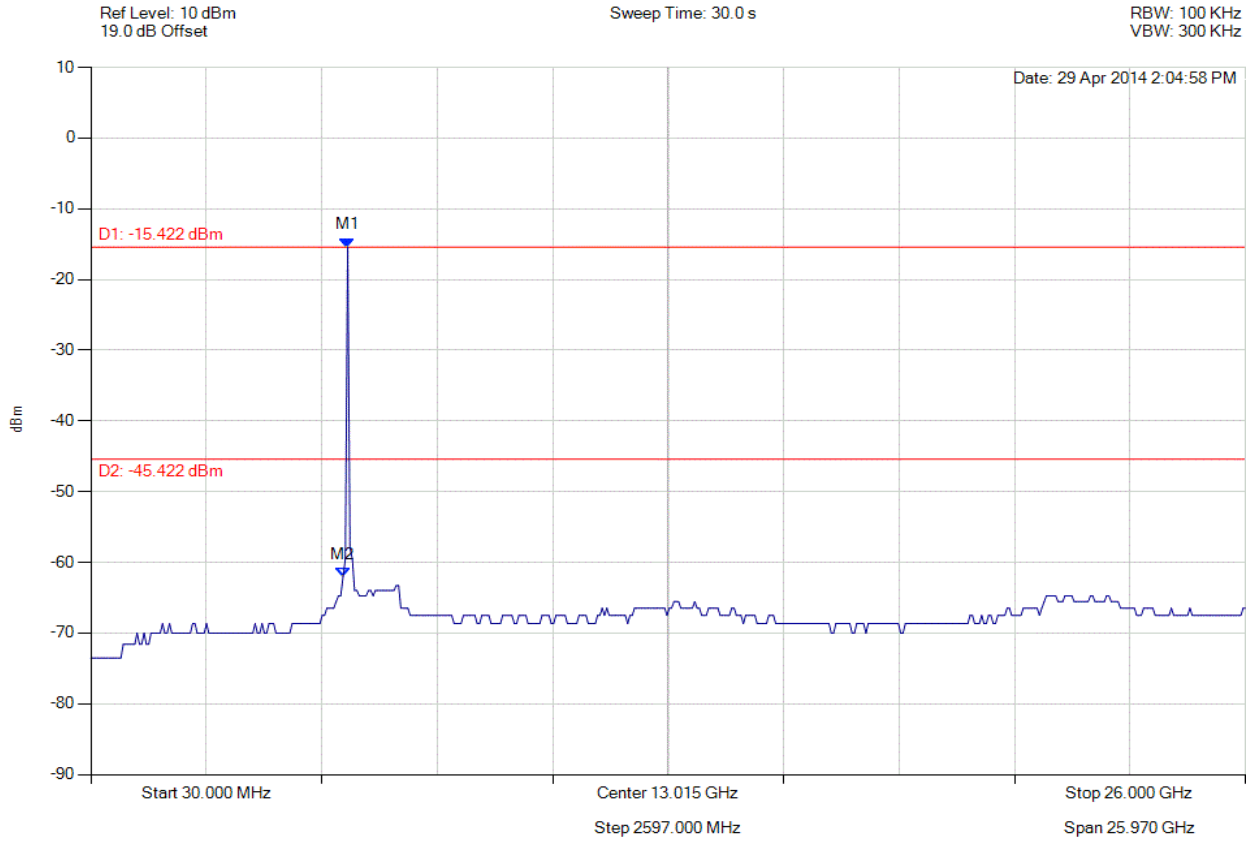

Analyser Setup	Marker : Frequency : Amplitude	Test Results
Detector = AVERAGE Sweep Count = 0 RF Atten (dB) = 10 Trace Mode = VIEW	M1 : 5806.894 MHz : -15.422 dBm M2 : 5702.806 MHz : -62.044 dBm	Limit: -45.42 dBm Margin: -16.62 dB

Back to the Matrix

CONDUCTED SPURIOUS EMISSIONS - AVERAGE

Variant: 802.11ac-40, Channel: 5755.00 MHz, Chain a, Temp: Ambient, Voltage: 3.3 Vdc

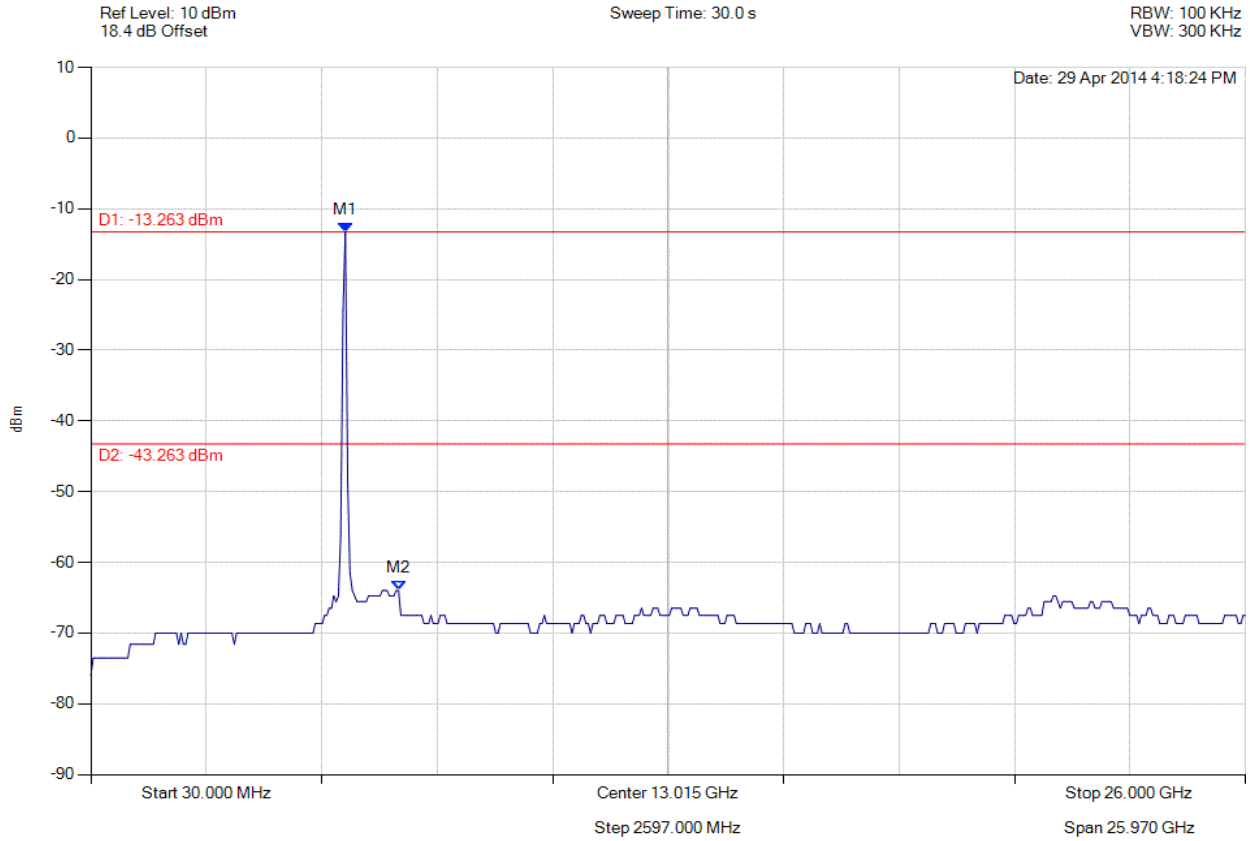

Analyser Setup	Marker : Frequency : Amplitude	Test Results
Detector = AVERAGE Sweep Count = 0 RF Atten (dB) = 10 Trace Mode = VIEW	M1 : 5754.850 MHz : -13.263 dBm M2 : 6951.864 MHz : -63.982 dBm	Limit: -43.26 dBm Margin: -20.72 dB

Back to the Matrix

CONDUCTED SPURIOUS EMISSIONS - AVERAGE

Variant: 802.11ac-40, Channel: 5755.00 MHz, Chain b, Temp: Ambient, Voltage: 3.3 Vdc

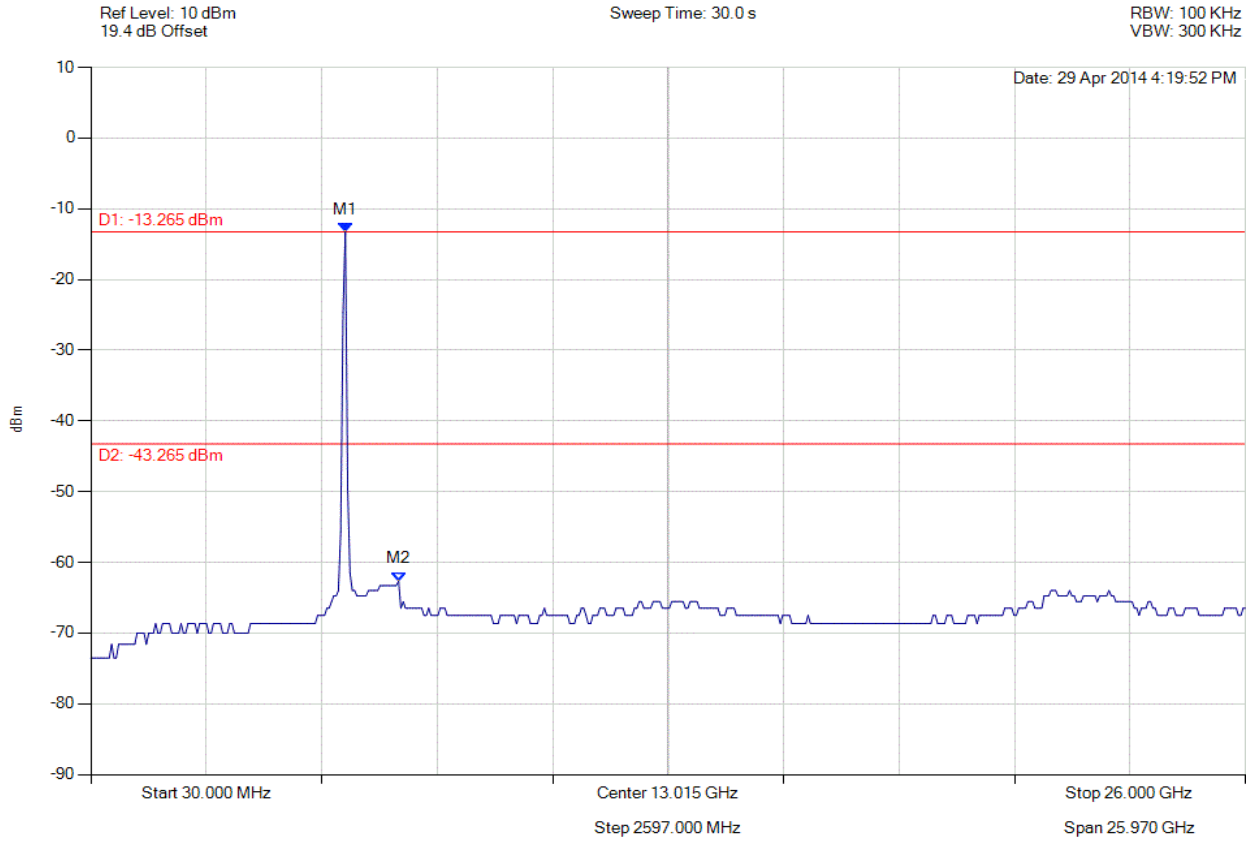

Analyser Setup	Marker : Frequency : Amplitude	Test Results
Detector = AVERAGE Sweep Count = 0 RF Atten (dB) = 10 Trace Mode = VIEW	M1 : 5754.850 MHz : -13.265 dBm M2 : 6951.864 MHz : -62.643 dBm	Limit: -43.27 dBm Margin: -19.37 dB

Back to the Matrix

CONDUCTED SPURIOUS EMISSIONS - AVERAGE

Variant: 802.11ac-40, Channel: 5755.00 MHz, Chain c, Temp: Ambient, Voltage: 3.3 Vdc

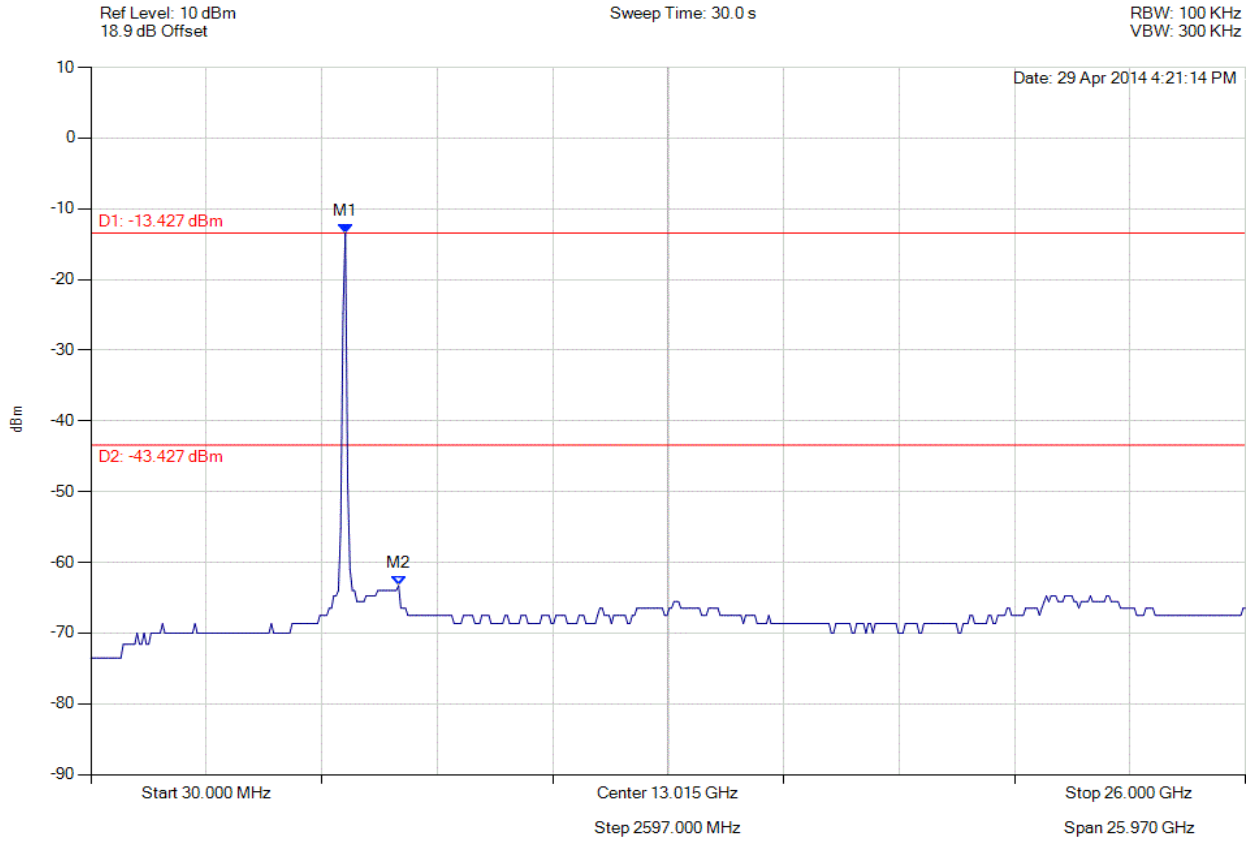

Analyser Setup	Marker : Frequency : Amplitude	Test Results
Detector = AVERAGE Sweep Count = 0 RF Atten (dB) = 10 Trace Mode = VIEW	M1 : 5754.850 MHz : -13.427 dBm M2 : 6951.864 MHz : -63.286 dBm	Limit: -43.43 dBm Margin: -19.86 dB

Back to the Matrix

CONDUCTED SPURIOUS EMISSIONS - AVERAGE

Variant: 802.11ac-40, Channel: 5795.00 MHz, Chain a, Temp: Ambient, Voltage: 3.3 Vdc

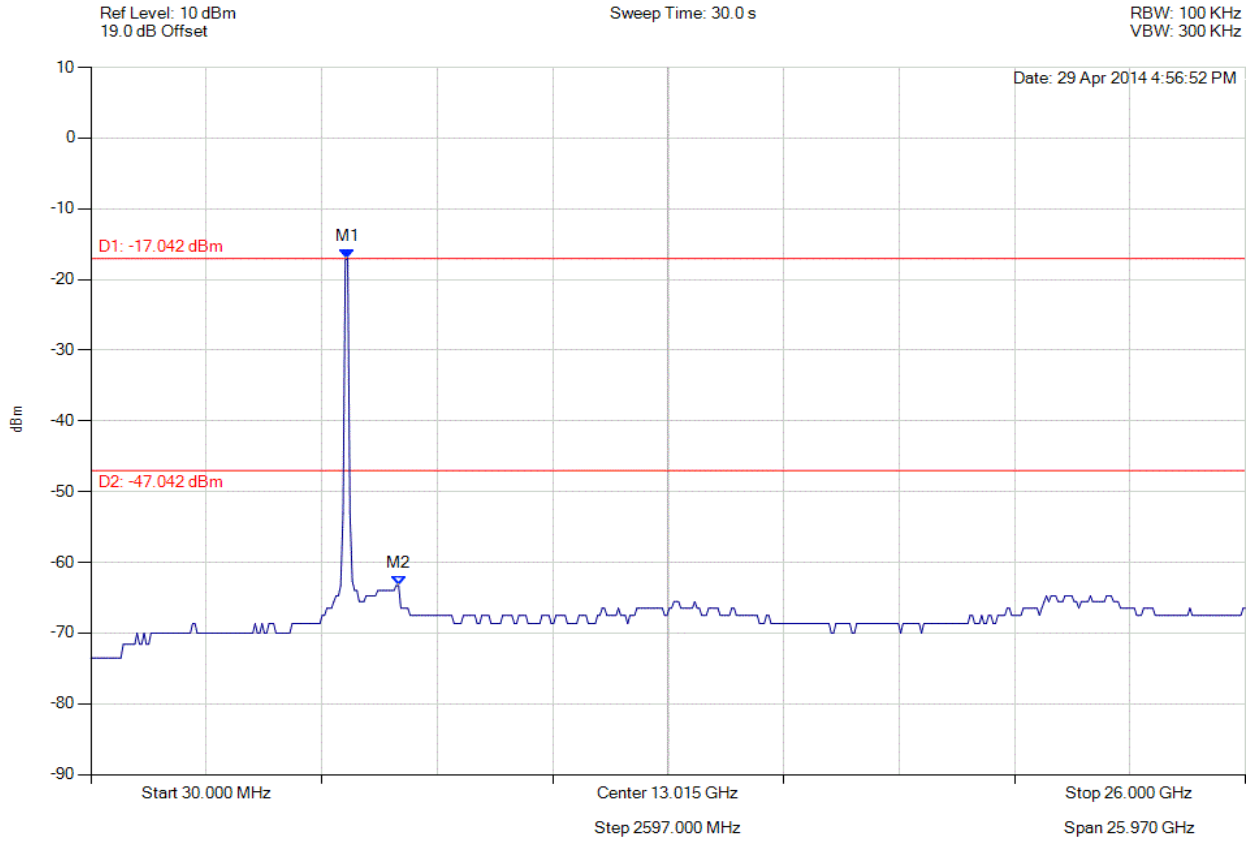

Analyser Setup	Marker : Frequency : Amplitude	Test Results
Detector = AVERAGE Sweep Count = 0 RF Atten (dB) = 10 Trace Mode = VIEW	M1 : 5806.894 MHz : -17.042 dBm M2 : 6951.864 MHz : -63.286 dBm	Limit: -47.04 dBm Margin: -16.25 dB

Back to the Matrix

CONDUCTED SPURIOUS EMISSIONS - AVERAGE

Variant: 802.11ac-40, Channel: 5795.00 MHz, Chain b, Temp: Ambient, Voltage: 3.3 Vdc

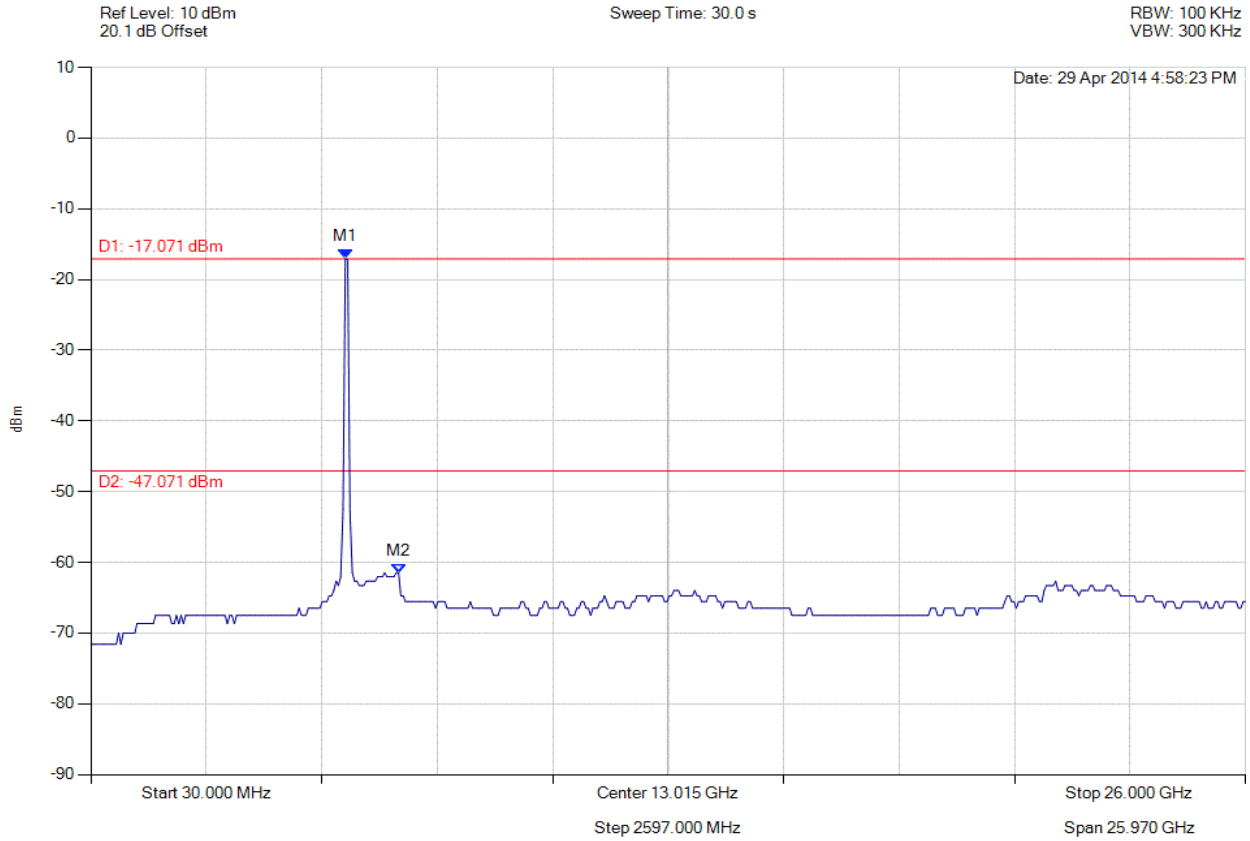

Analyser Setup	Marker : Frequency : Amplitude	Test Results
Detector = AVERAGE Sweep Count = 0 RF Atten (dB) = 10 Trace Mode = VIEW	M1 : 5754.850 MHz : -17.071 dBm M2 : 6951.864 MHz : -61.483 dBm	Limit: -47.07 dBm Margin: -14.41 dB

Back to the Matrix

CONDUCTED SPURIOUS EMISSIONS - AVERAGE

Variant: 802.11ac-40, Channel: 5795.00 MHz, Chain c, Temp: Ambient, Voltage: 3.3 Vdc

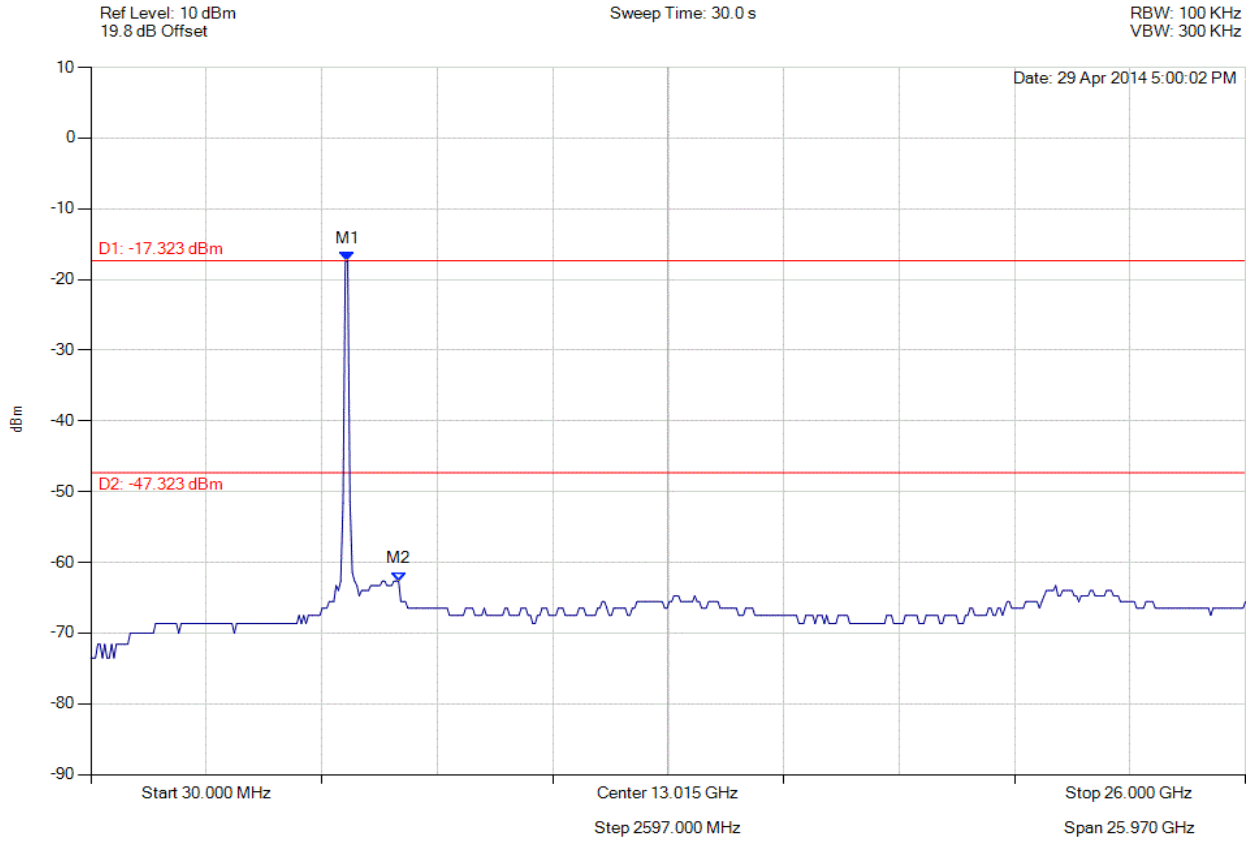

Analyser Setup	Marker : Frequency : Amplitude	Test Results
Detector = AVERAGE Sweep Count = 0 RF Atten (dB) = 10 Trace Mode = VIEW	M1 : 5806.894 MHz : -17.323 dBm M2 : 6951.864 MHz : -62.643 dBm	Limit: -47.32 dBm Margin: -15.32 dB

Back to the Matrix

CONDUCTED SPURIOUS EMISSIONS - AVERAGE

Variant: 802.11ac-80, Channel: 5775.00 MHz, Chain a, Temp: Ambient, Voltage: 3.3 Vdc

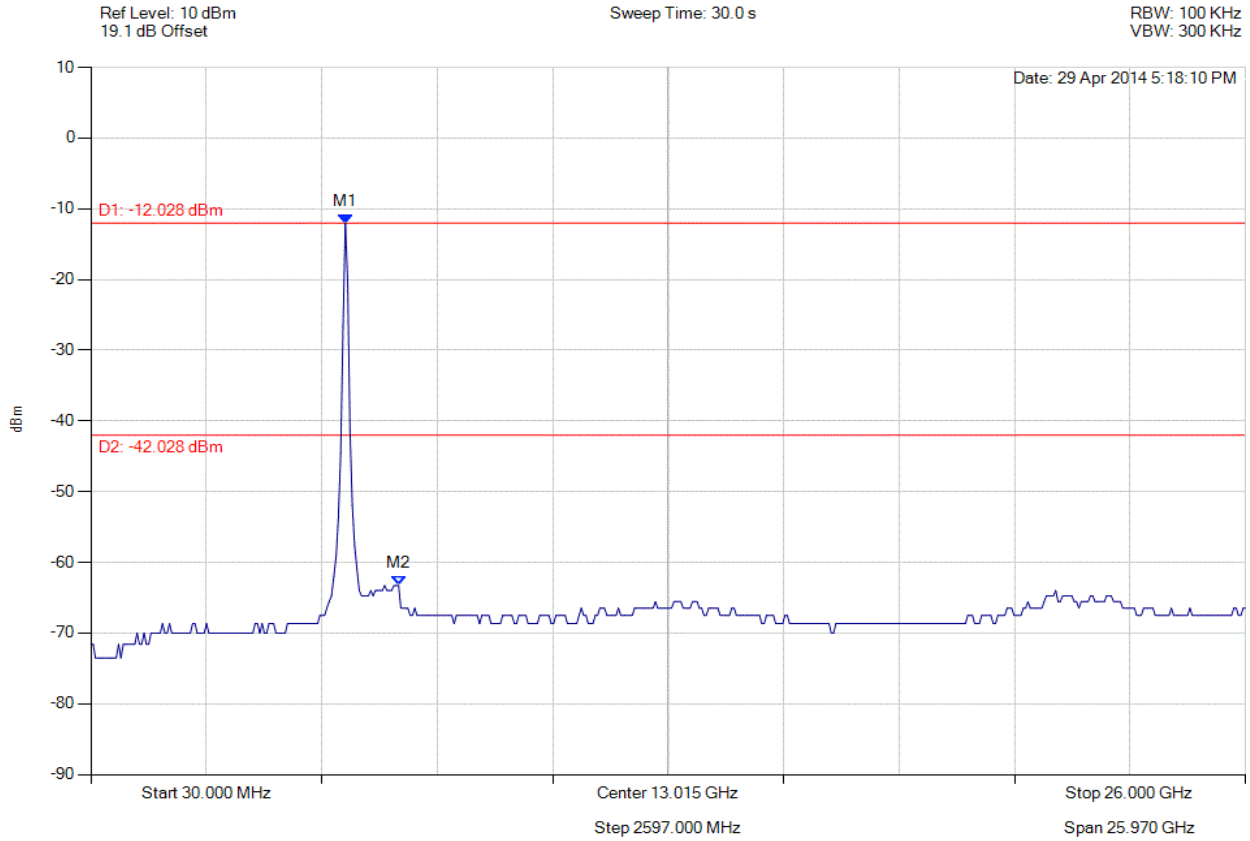

Analyser Setup	Marker : Frequency : Amplitude	Test Results
Detector = AVERAGE Sweep Count = 0 RF Atten (dB) = 10 Trace Mode = VIEW	M1 : 5754.850 MHz : -12.028 dBm M2 : 6951.864 MHz : -63.286 dBm	Limit: -42.03 dBm Margin: -21.26 dB

Back to the Matrix

CONDUCTED SPURIOUS EMISSIONS - AVERAGE

Variant: 802.11ac-80, Channel: 5775.00 MHz, Chain b, Temp: Ambient, Voltage: 3.3 Vdc

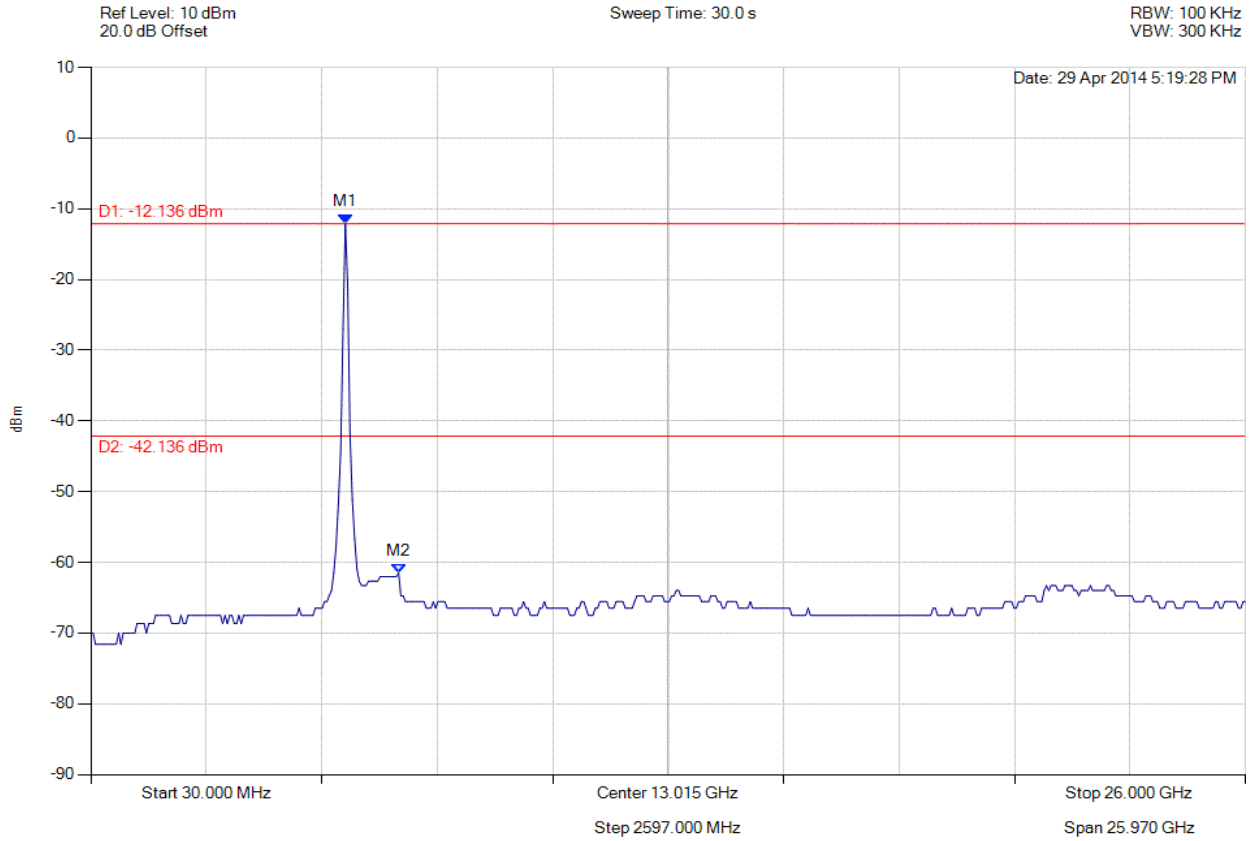

Analyser Setup	Marker : Frequency : Amplitude	Test Results
Detector = AVERAGE Sweep Count = 0 RF Atten (dB) = 10 Trace Mode = VIEW	M1 : 5754.850 MHz : -12.136 dBm M2 : 6951.864 MHz : -61.483 dBm	Limit: -42.14 dBm Margin: -19.34 dB

Back to the Matrix

CONDUCTED SPURIOUS EMISSIONS - AVERAGE

Variant: 802.11ac-80, Channel: 5775.00 MHz, Chain c, Temp: Ambient, Voltage: 3.3 Vdc

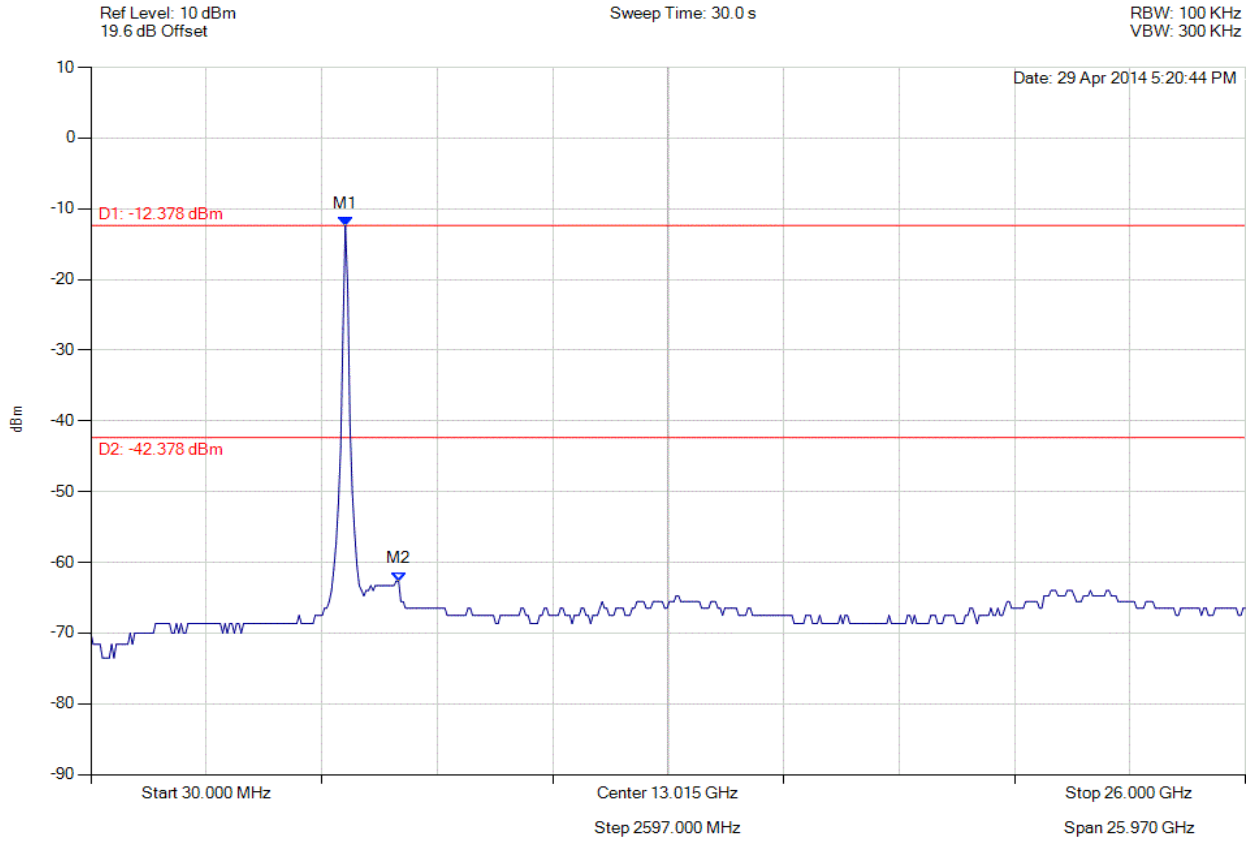

Analyser Setup	Marker : Frequency : Amplitude	Test Results
Detector = AVERAGE Sweep Count = 0 RF Atten (dB) = 10 Trace Mode = VIEW	M1 : 5754.850 MHz : -12.378 dBm M2 : 6951.864 MHz : -62.643 dBm	Limit: -42.38 dBm Margin: -20.26 dB

Back to the Matrix

CONDUCTED SPURIOUS EMISSIONS - AVERAGE

Variant: 802.11n HT-20, Channel: 5745.00 MHz, Chain a, Temp: Ambient, Voltage: 3.3 Vdc

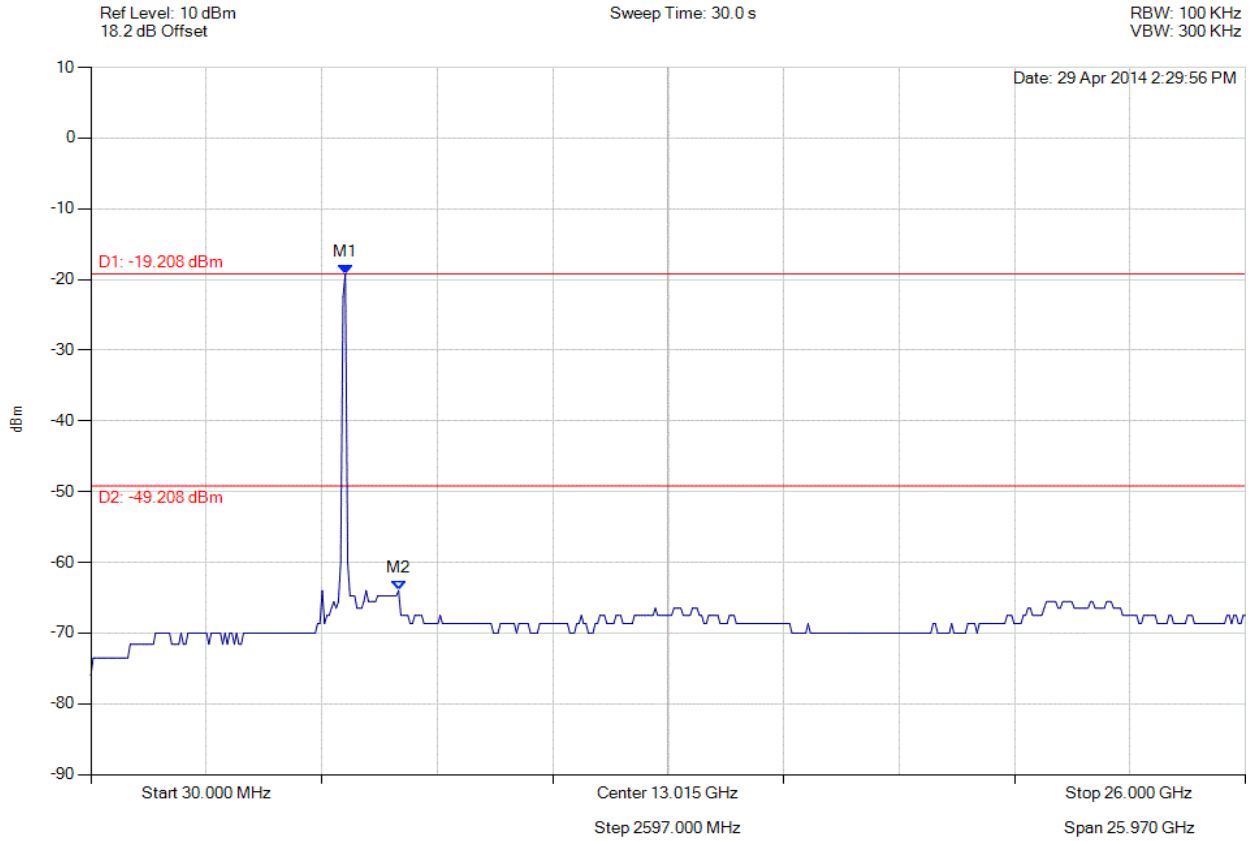

Analyser Setup	Marker : Frequency : Amplitude	Test Results
Detector = AVERAGE Sweep Count = 0 RF Atten (dB) = 10 Trace Mode = VIEW	M1 : 5754.850 MHz : -19.208 dBm M2 : 6951.864 MHz : -63.982 dBm	Limit: -49.21 dBm Margin: -14.77 dB

Back to the Matrix

CONDUCTED SPURIOUS EMISSIONS - AVERAGE

Variant: 802.11n HT-20, Channel: 5745.00 MHz, Chain b, Temp: Ambient, Voltage: 3.3 Vdc

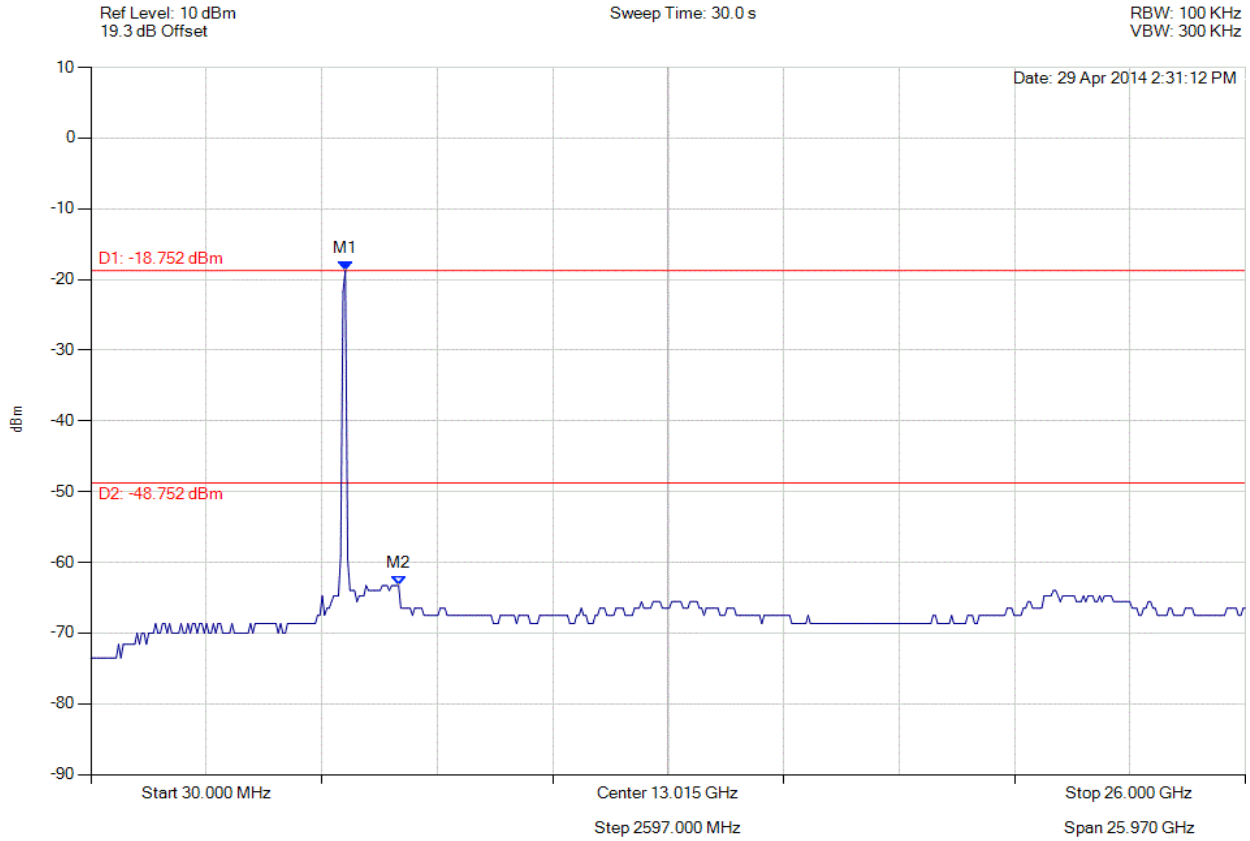

Analyser Setup	Marker : Frequency : Amplitude	Test Results
Detector = AVERAGE Sweep Count = 0 RF Atten (dB) = 10 Trace Mode = VIEW	M1 : 5754.850 MHz : -18.752 dBm M2 : 6951.864 MHz : -63.286 dBm	Limit: -48.75 dBm Margin: -14.54 dB

Back to the Matrix

CONDUCTED SPURIOUS EMISSIONS - AVERAGE

Variant: 802.11n HT-20, Channel: 5745.00 MHz, Chain c, Temp: Ambient, Voltage: 3.3 Vdc

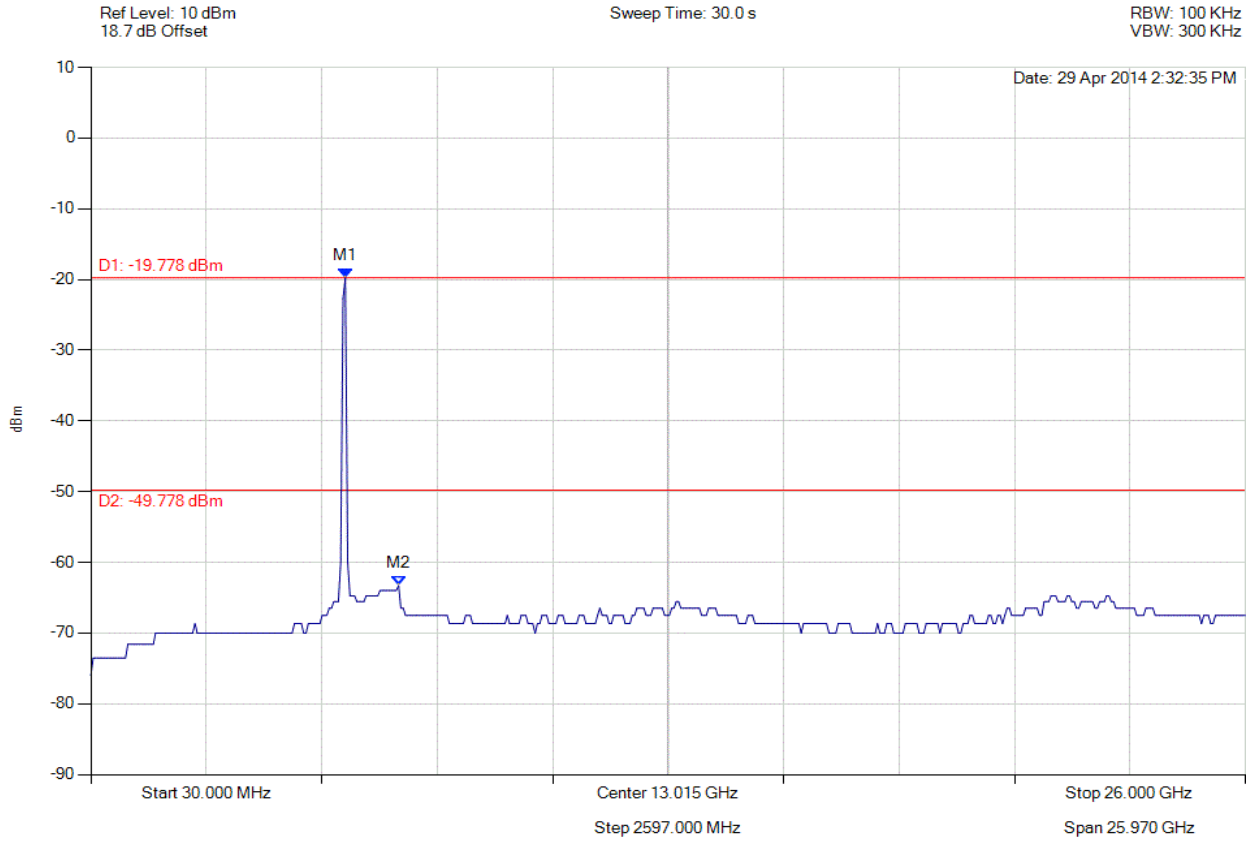

Analyser Setup	Marker : Frequency : Amplitude	Test Results
Detector = AVERAGE Sweep Count = 0 RF Atten (dB) = 10 Trace Mode = VIEW	M1 : 5754.850 MHz : -19.778 dBm M2 : 6951.864 MHz : -63.286 dBm	Limit: -49.78 dBm Margin: -13.51 dB

Back to the Matrix

CONDUCTED SPURIOUS EMISSIONS - AVERAGE

Variant: 802.11n HT-20, Channel: 5785.00 MHz, Chain a, Temp: Ambient, Voltage: 3.3 Vdc

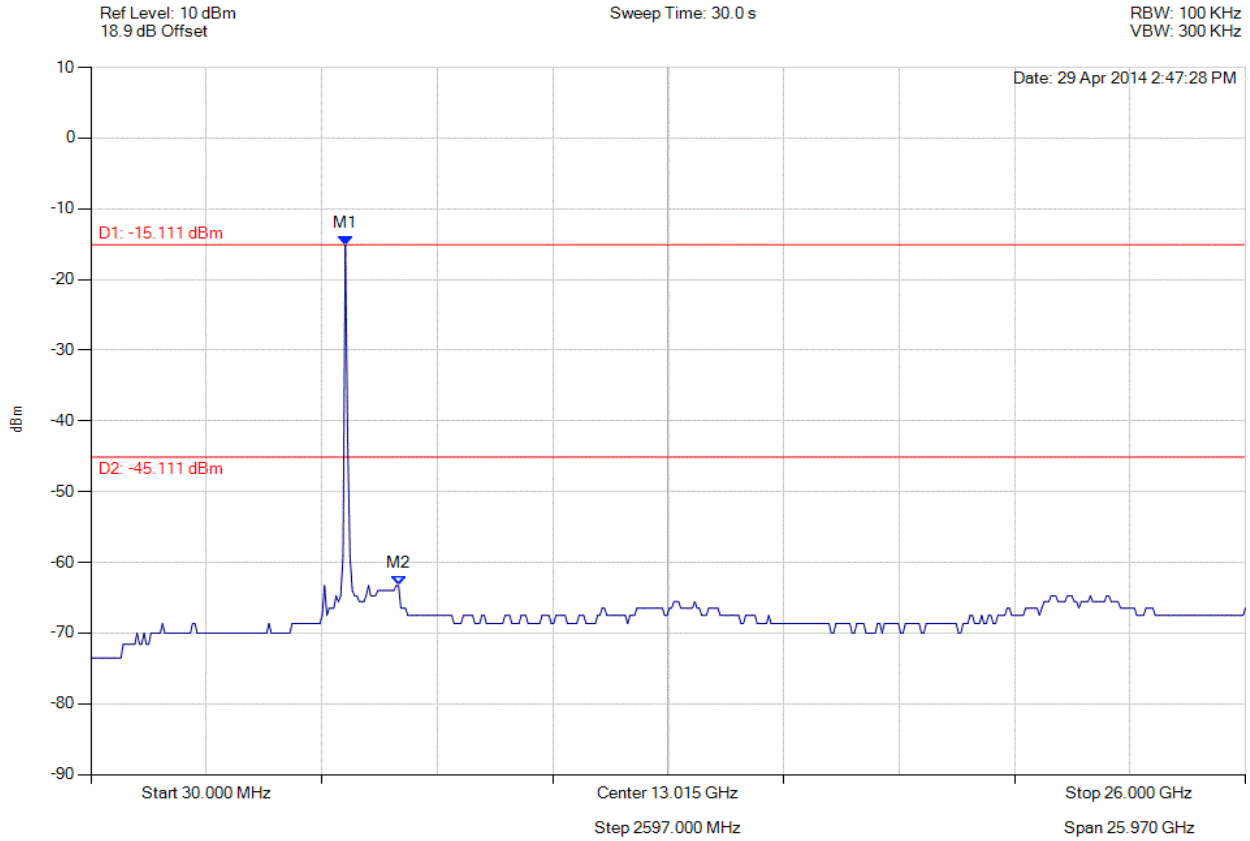

Analyser Setup	Marker : Frequency : Amplitude	Test Results
Detector = AVERAGE Sweep Count = 0 RF Atten (dB) = 10 Trace Mode = VIEW	M1 : 5754.850 MHz : -15.111 dBm M2 : 6951.864 MHz : -63.286 dBm	Limit: -45.11 dBm Margin: -18.18 dB

Back to the Matrix

CONDUCTED SPURIOUS EMISSIONS - AVERAGE

Variant: 802.11n HT-20, Channel: 5785.00 MHz, Chain b, Temp: Ambient, Voltage: 3.3 Vdc

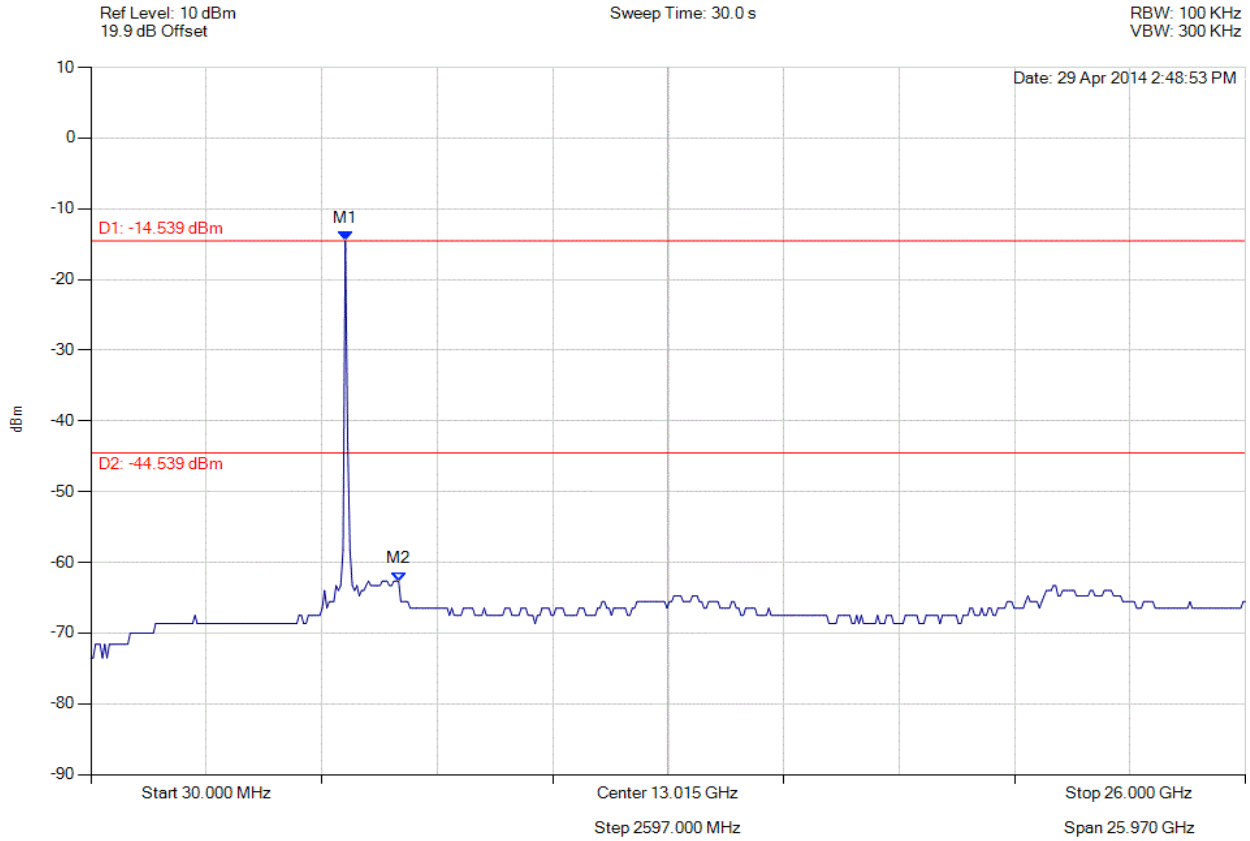

Analyser Setup	Marker : Frequency : Amplitude	Test Results
Detector = AVERAGE Sweep Count = 0 RF Atten (dB) = 10 Trace Mode = VIEW	M1 : 5754.850 MHz : -14.539 dBm M2 : 6951.864 MHz : -62.643 dBm	Limit: -44.54 dBm Margin: -18.10 dB

Back to the Matrix

CONDUCTED SPURIOUS EMISSIONS - AVERAGE

Variant: 802.11n HT-20, Channel: 5785.00 MHz, Chain c, Temp: Ambient, Voltage: 3.3 Vdc

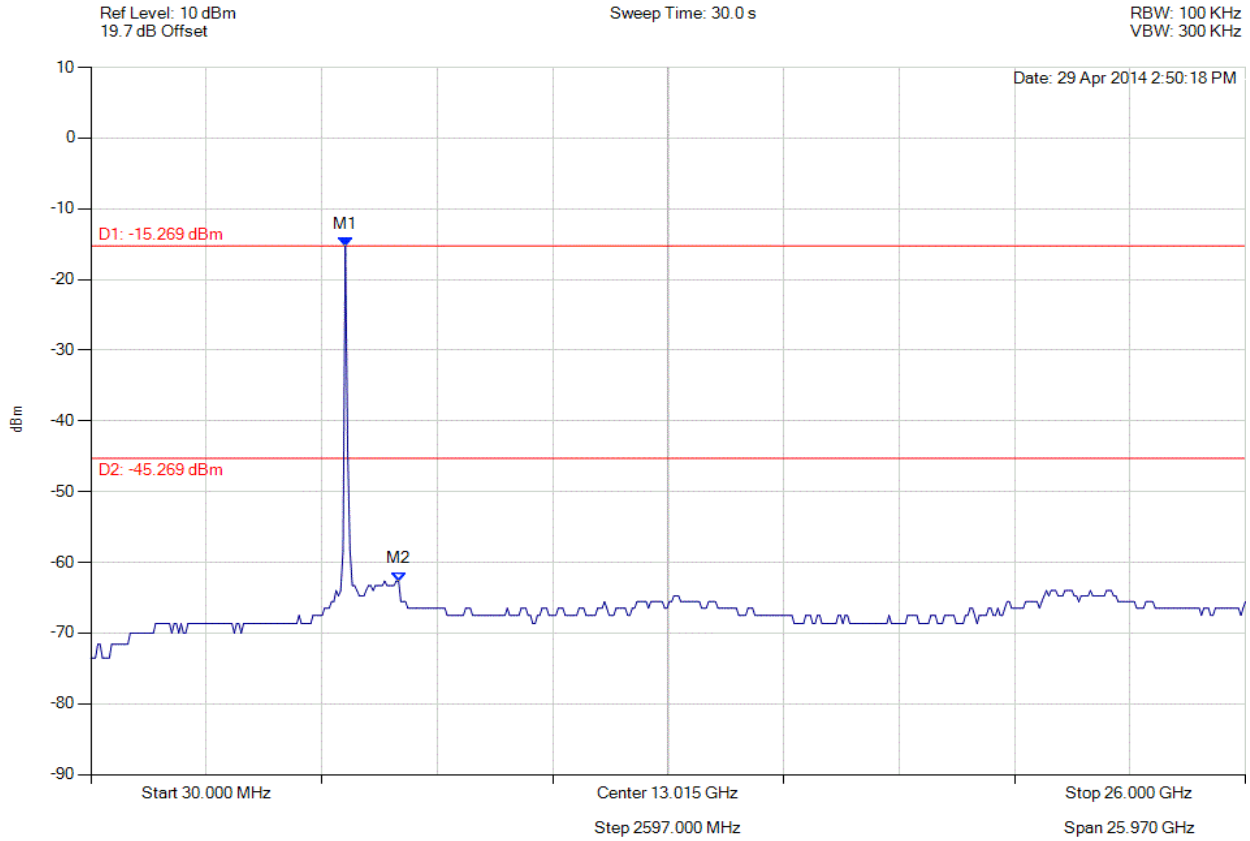

Analyser Setup	Marker : Frequency : Amplitude	Test Results
Detector = AVERAGE Sweep Count = 0 RF Atten (dB) = 10 Trace Mode = VIEW	M1 : 5754.850 MHz : -15.269 dBm M2 : 6951.864 MHz : -62.643 dBm	Limit: -45.27 dBm Margin: -17.37 dB

Back to the Matrix

CONDUCTED SPURIOUS EMISSIONS - AVERAGE

Variant: 802.11n HT-20, Channel: 5825.00 MHz, Chain a, Temp: Ambient, Voltage: 3.3 Vdc

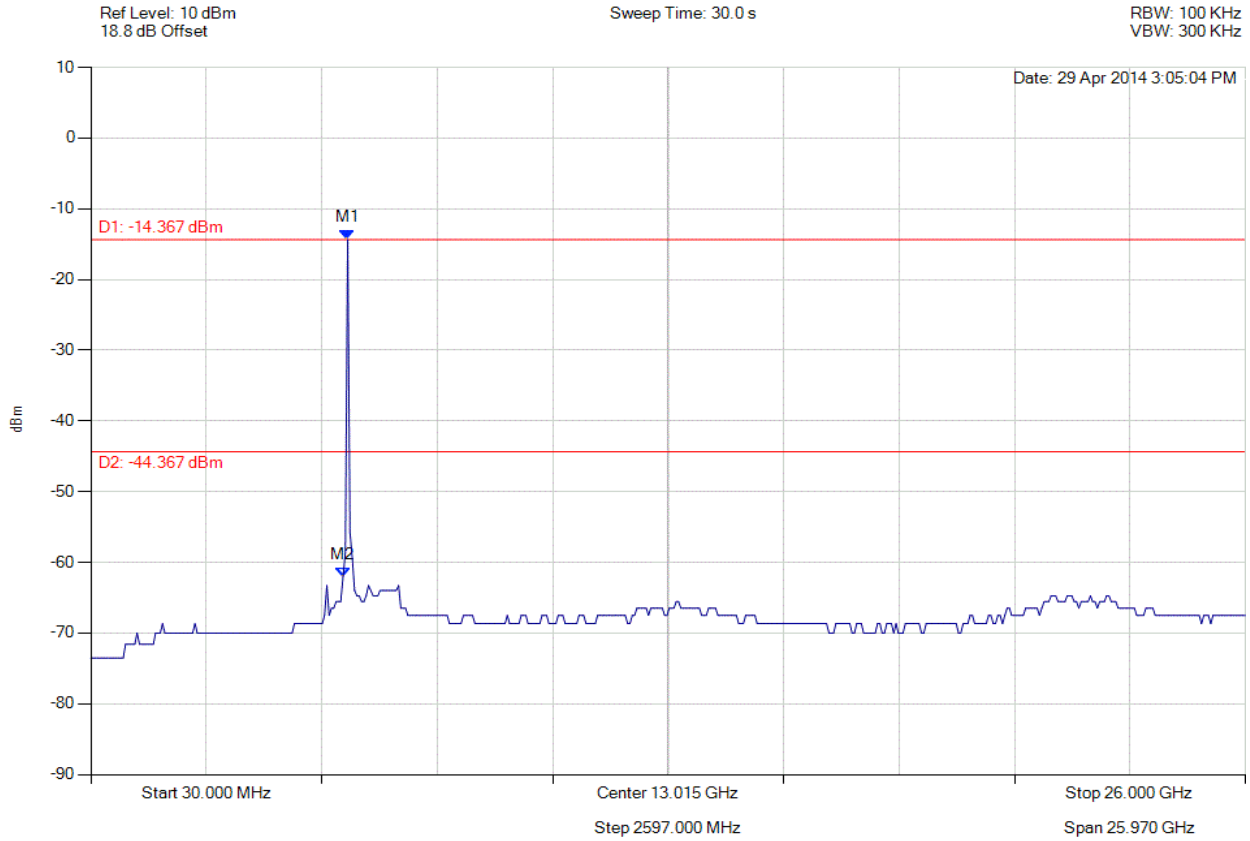

Analyser Setup	Marker : Frequency : Amplitude	Test Results
Detector = AVERAGE Sweep Count = 0 RF Atten (dB) = 10 Trace Mode = VIEW	M1 : 5806.894 MHz : -14.367 dBm M2 : 5702.806 MHz : -62.044 dBm	Limit: -44.37 dBm Margin: -17.67 dB

Back to the Matrix

CONDUCTED SPURIOUS EMISSIONS - AVERAGE

Variant: 802.11n HT-20, Channel: 5825.00 MHz, Chain b, Temp: Ambient, Voltage: 3.3 Vdc

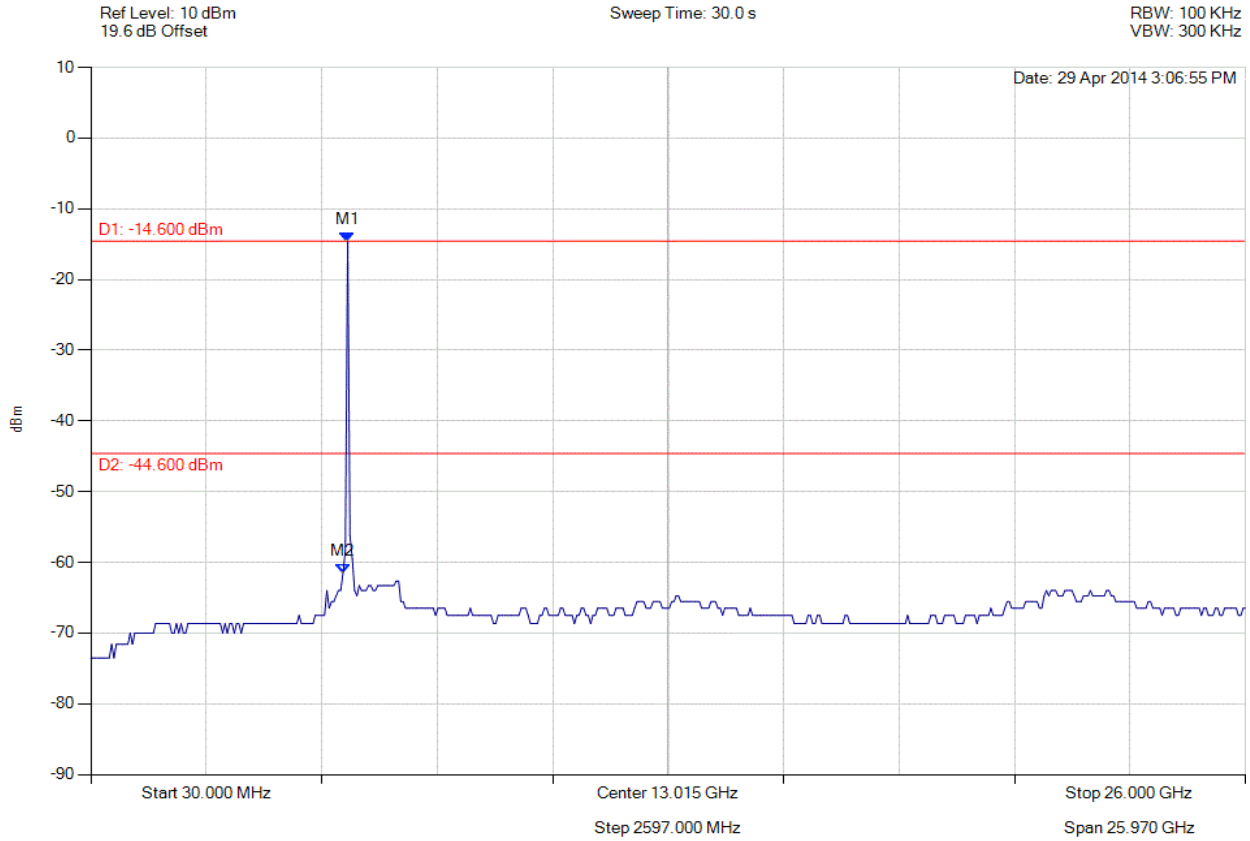

Analyser Setup	Marker : Frequency : Amplitude	Test Results
Detector = AVERAGE Sweep Count = 0 RF Atten (dB) = 10 Trace Mode = VIEW	M1 : 5806.894 MHz : -14.600 dBm M2 : 5702.806 MHz : -61.483 dBm	Limit: -44.60 dBm Margin: -16.88 dB

Back to the Matrix

CONDUCTED SPURIOUS EMISSIONS - AVERAGE

Variant: 802.11n HT-20, Channel: 5825.00 MHz, Chain c, Temp: Ambient, Voltage: 3.3 Vdc

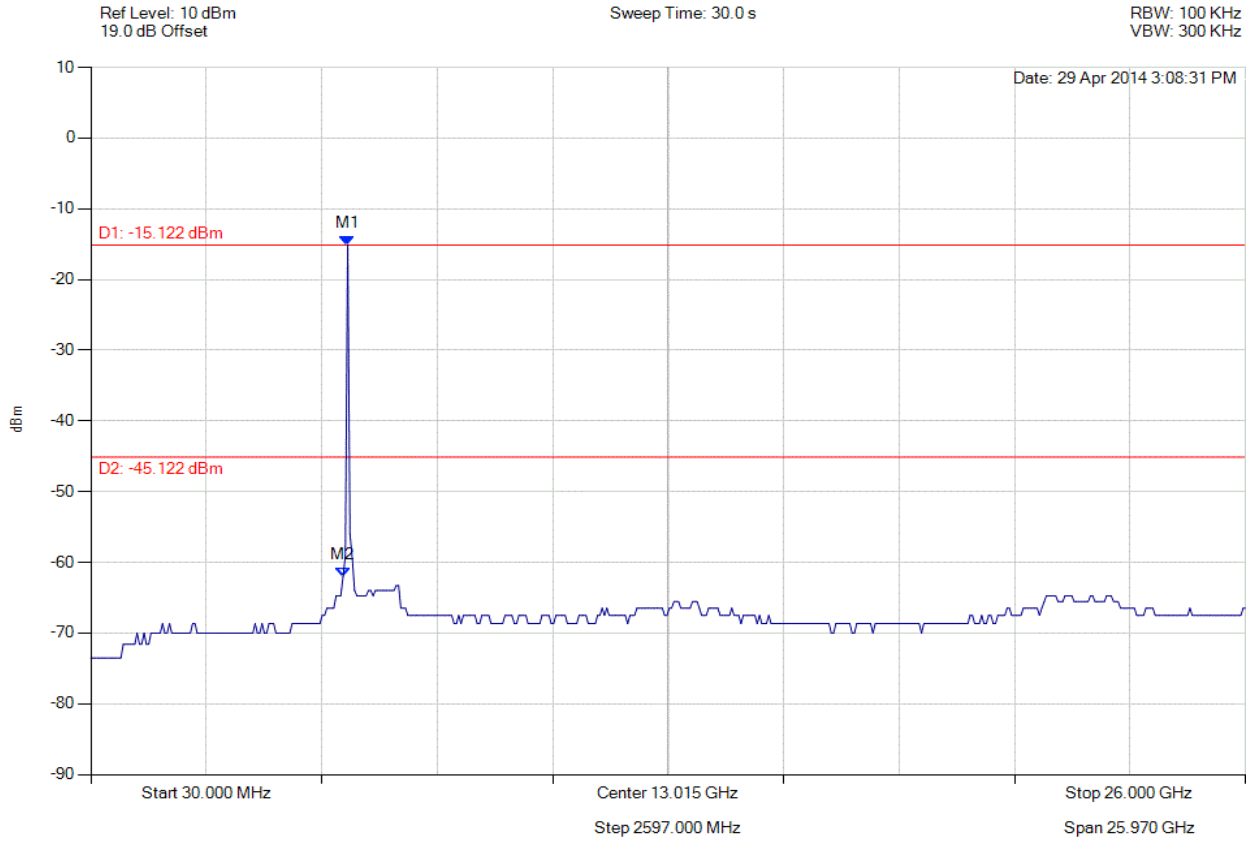

Analyser Setup	Marker : Frequency : Amplitude	Test Results
Detector = AVERAGE Sweep Count = 0 RF Atten (dB) = 10 Trace Mode = VIEW	M1 : 5806.894 MHz : -15.122 dBm M2 : 5702.806 MHz : -62.044 dBm	Limit: -45.12 dBm Margin: -16.92 dB

Back to the Matrix

CONDUCTED SPURIOUS EMISSIONS - AVERAGE

Variant: 802.11n HT-40, Channel: 5755.00 MHz, Chain a, Temp: Ambient, Voltage: 3.3 Vdc

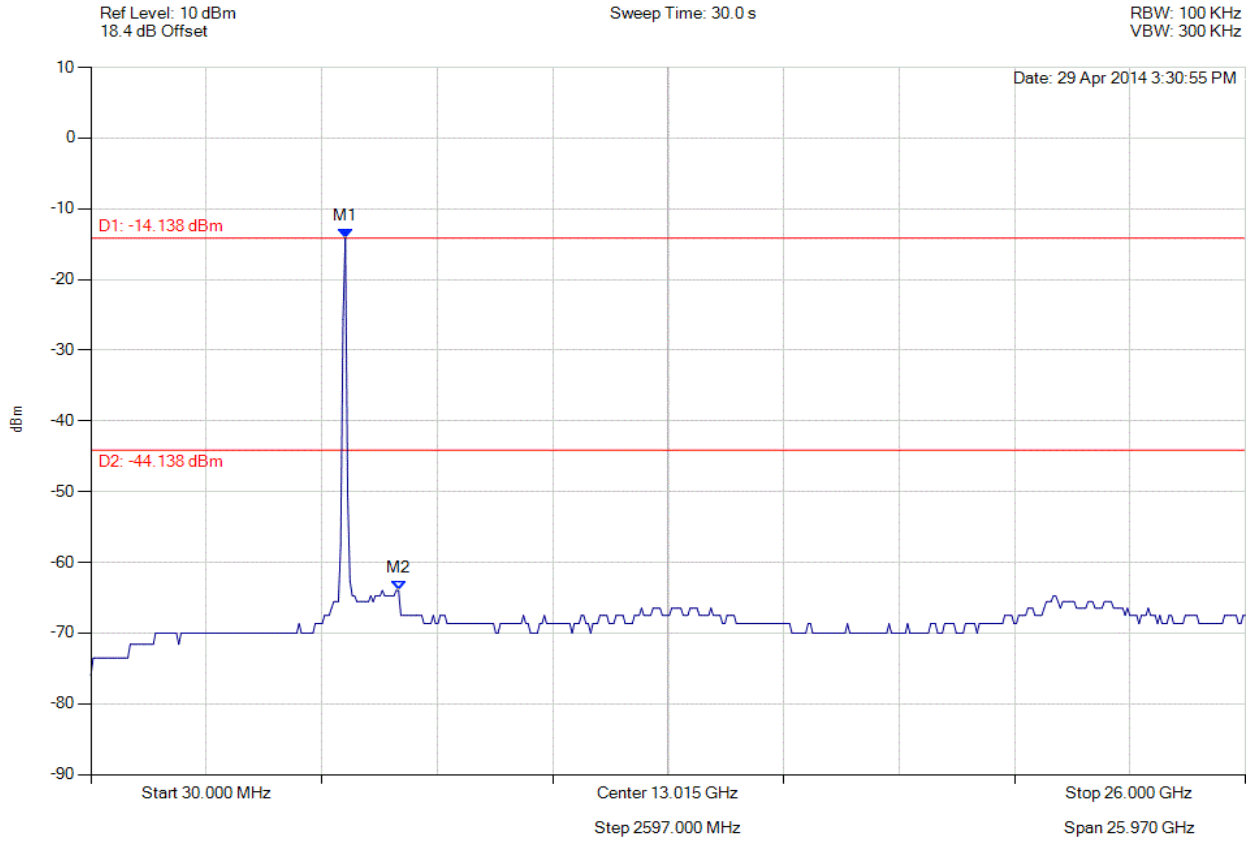

Analyser Setup	Marker : Frequency : Amplitude	Test Results
Detector = AVERAGE Sweep Count = 0 RF Atten (dB) = 10 Trace Mode = VIEW	M1 : 5754.850 MHz : -14.138 dBm M2 : 6951.864 MHz : -63.982 dBm	Limit: -44.14 dBm Margin: -19.84 dB

Back to the Matrix

CONDUCTED SPURIOUS EMISSIONS - AVERAGE

Variant: 802.11n HT-40, Channel: 5755.00 MHz, Chain b, Temp: Ambient, Voltage: 3.3 Vdc

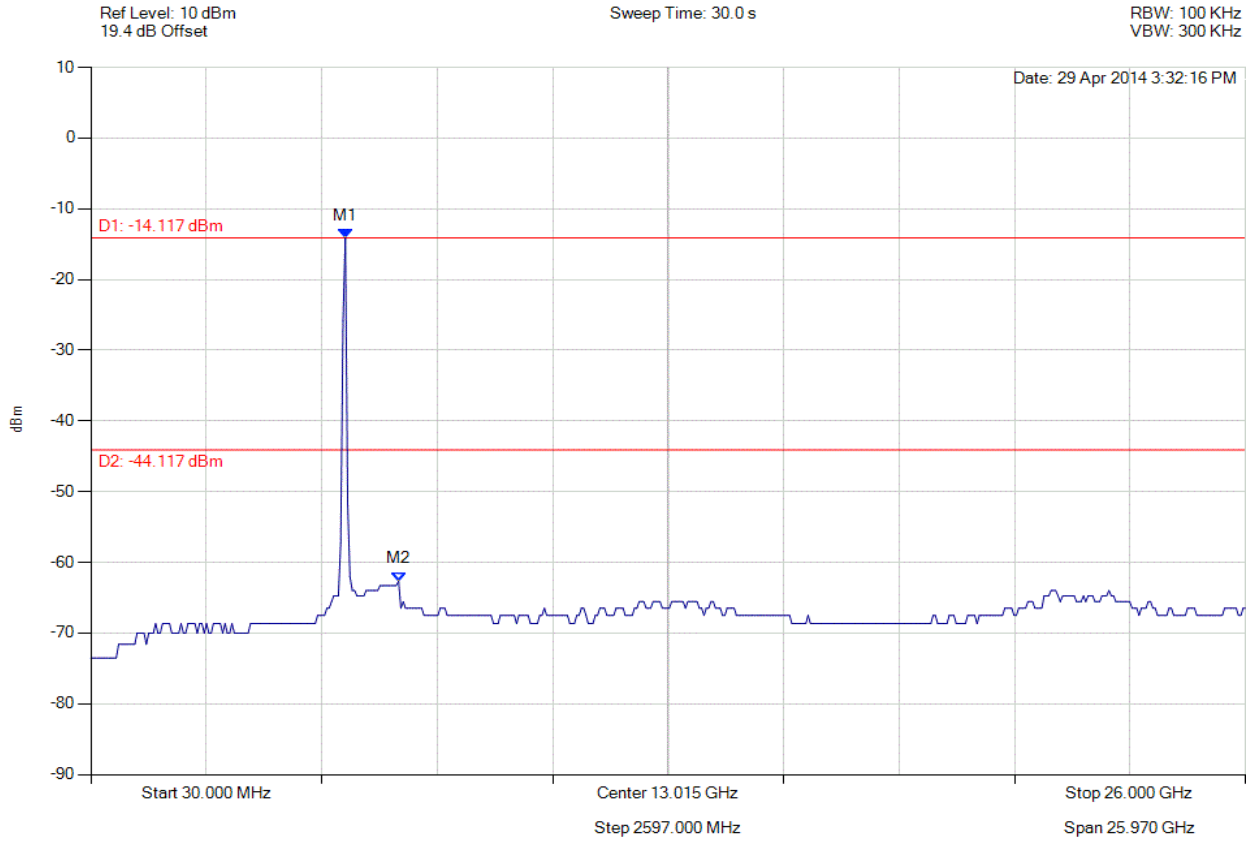

Analyser Setup	Marker : Frequency : Amplitude	Test Results
Detector = AVERAGE Sweep Count = 0 RF Atten (dB) = 10 Trace Mode = VIEW	M1 : 5754.850 MHz : -14.117 dBm M2 : 6951.864 MHz : -62.643 dBm	Limit: -44.12 dBm Margin: -18.52 dB

Back to the Matrix

CONDUCTED SPURIOUS EMISSIONS - AVERAGE

Variant: 802.11n HT-40, Channel: 5755.00 MHz, Chain c, Temp: Ambient, Voltage: 3.3 Vdc

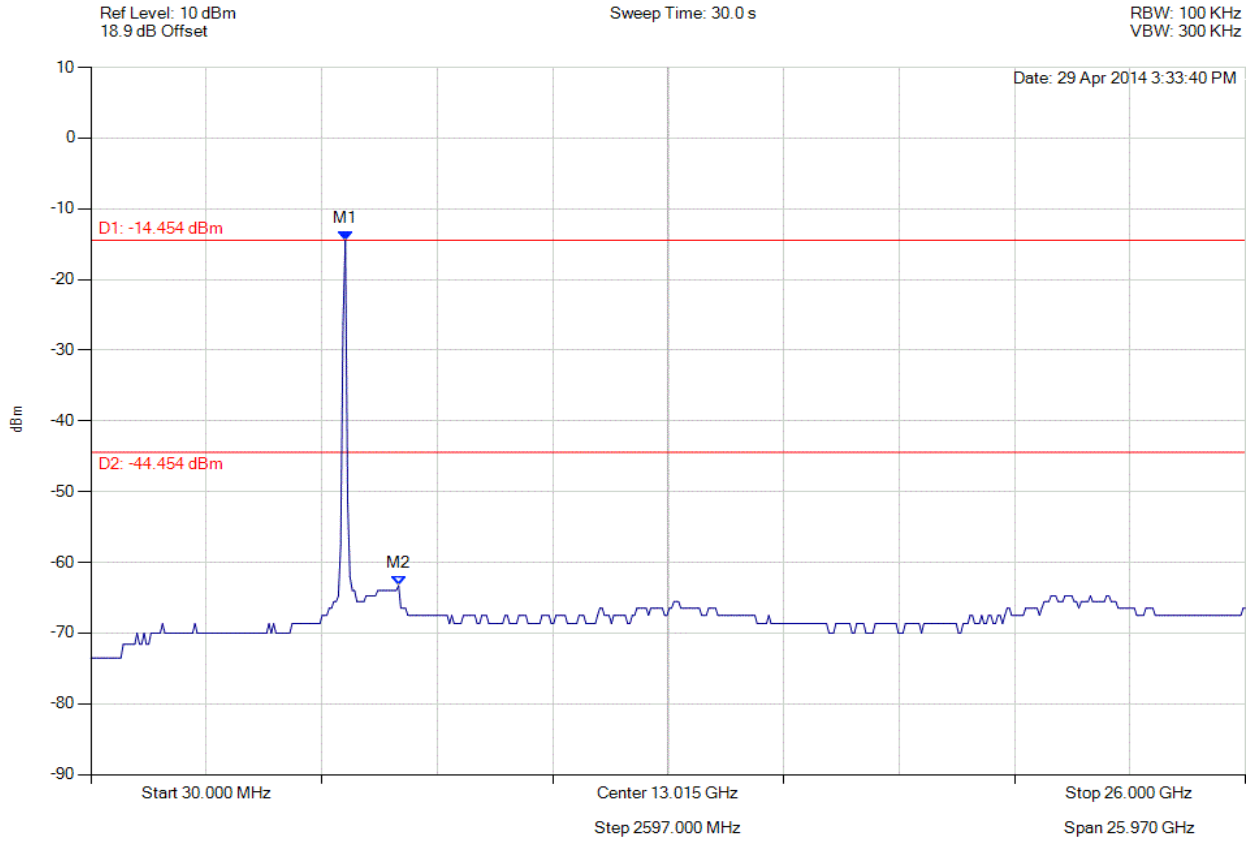

Analyser Setup	Marker : Frequency : Amplitude	Test Results
Detector = AVERAGE Sweep Count = 0 RF Atten (dB) = 10 Trace Mode = VIEW	M1 : 5754.850 MHz : -14.454 dBm M2 : 6951.864 MHz : -63.286 dBm	Limit: -44.45 dBm Margin: -18.84 dB

Back to the Matrix

CONDUCTED SPURIOUS EMISSIONS - AVERAGE

Variant: 802.11n HT-40, Channel: 5795.00 MHz, Chain a, Temp: Ambient, Voltage: 3.3 Vdc

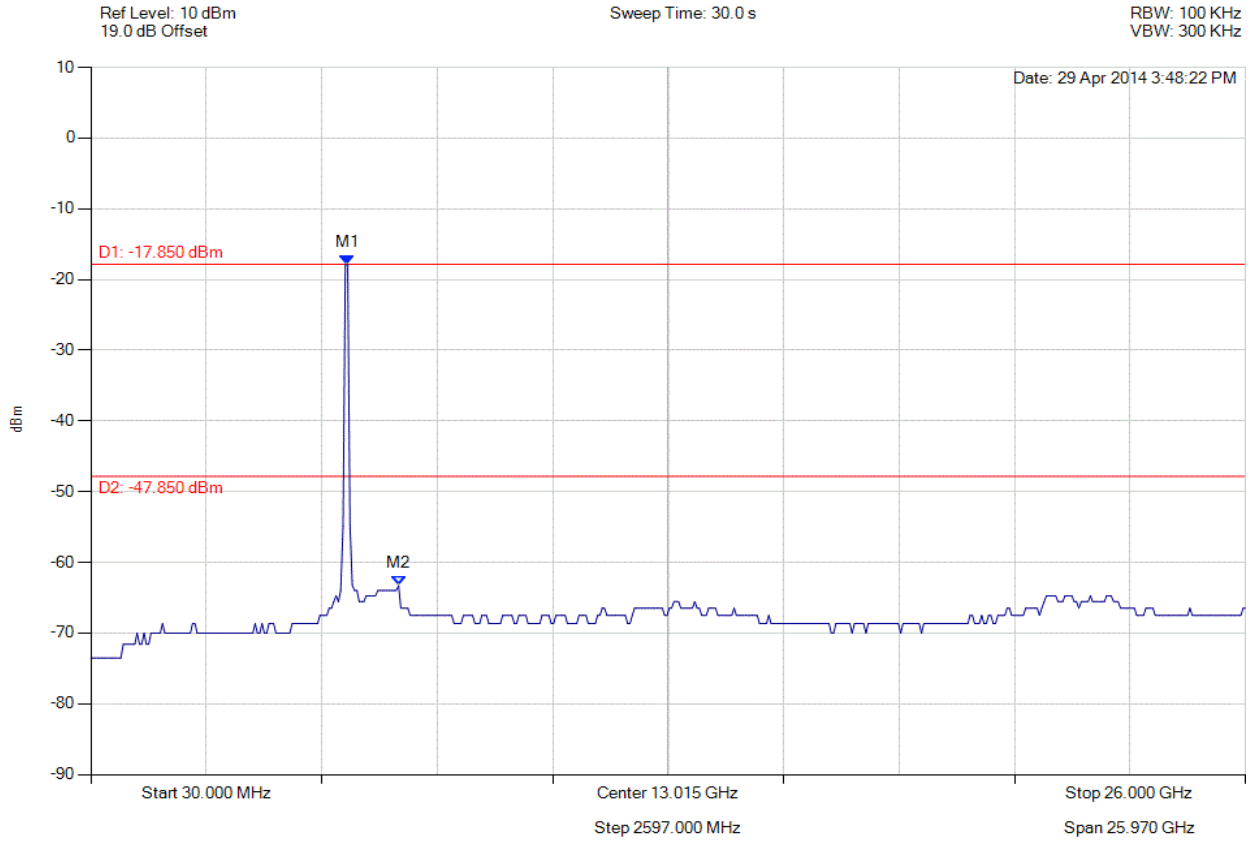

Analyser Setup	Marker : Frequency : Amplitude	Test Results
Detector = AVERAGE Sweep Count = 0 RF Atten (dB) = 10 Trace Mode = VIEW	M1 : 5806.894 MHz : -17.850 dBm M2 : 6951.864 MHz : -63.286 dBm	Limit: -47.85 dBm Margin: -15.44 dB

Back to the Matrix

CONDUCTED SPURIOUS EMISSIONS - AVERAGE

Variant: 802.11n HT-40, Channel: 5795.00 MHz, Chain b, Temp: Ambient, Voltage: 3.3 Vdc

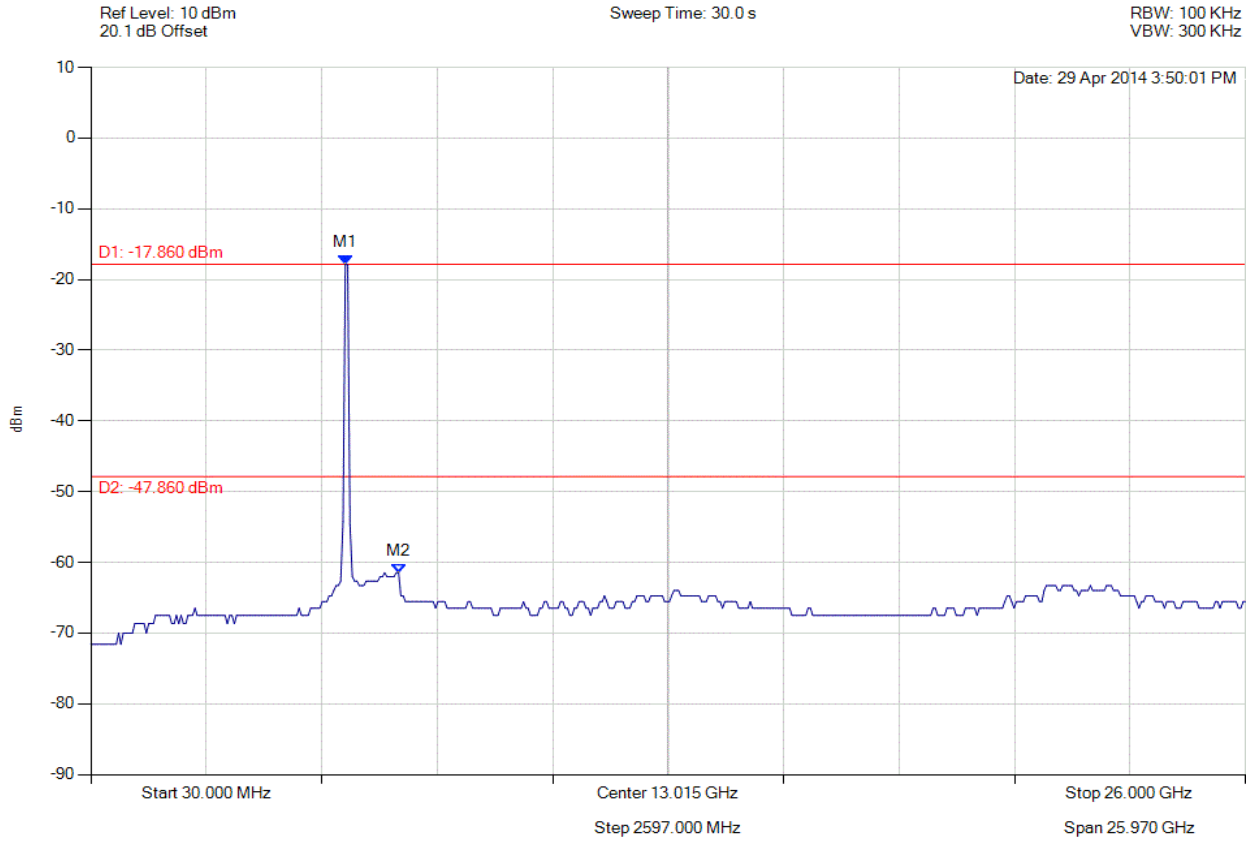

Analyser Setup	Marker : Frequency : Amplitude	Test Results
Detector = AVERAGE Sweep Count = 0 RF Atten (dB) = 10 Trace Mode = VIEW	M1 : 5754.850 MHz : -17.860 dBm M2 : 6951.864 MHz : -61.483 dBm	Limit: -47.86 dBm Margin: -13.62 dB

Back to the Matrix

CONDUCTED SPURIOUS EMISSIONS - AVERAGE

Variant: 802.11n HT-40, Channel: 5795.00 MHz, Chain c, Temp: Ambient, Voltage: 3.3 Vdc

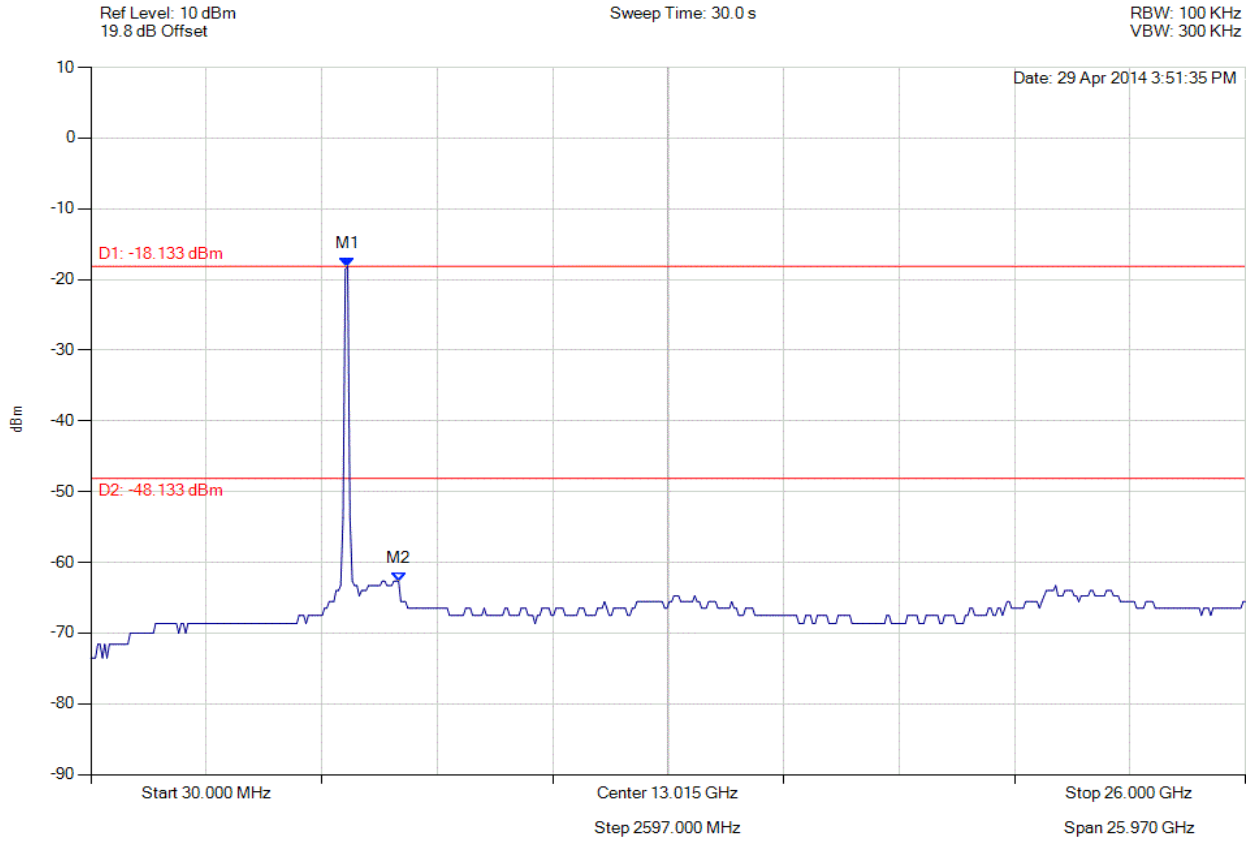

Analyser Setup	Marker : Frequency : Amplitude	Test Results
Detector = AVERAGE Sweep Count = 0 RF Atten (dB) = 10 Trace Mode = VIEW	M1 : 5806.894 MHz : -18.133 dBm M2 : 6951.864 MHz : -62.643 dBm	Limit: -48.13 dBm Margin: -14.51 dB

Back to the Matrix

575 Boulder Court
Pleasanton, California 94566, USA
Tel: 1.925.462.0304
Fax: 1.925.462.0306
www.micomlabs.com