A.1.2. 26 dB & 99% Bandwidth

26 dB & 99% BANDWIDTH

Variant: 802.11a, Channel: 5180.00 MHz, Chain a, Temp: Ambient, Voltage: 3.3 Vdc

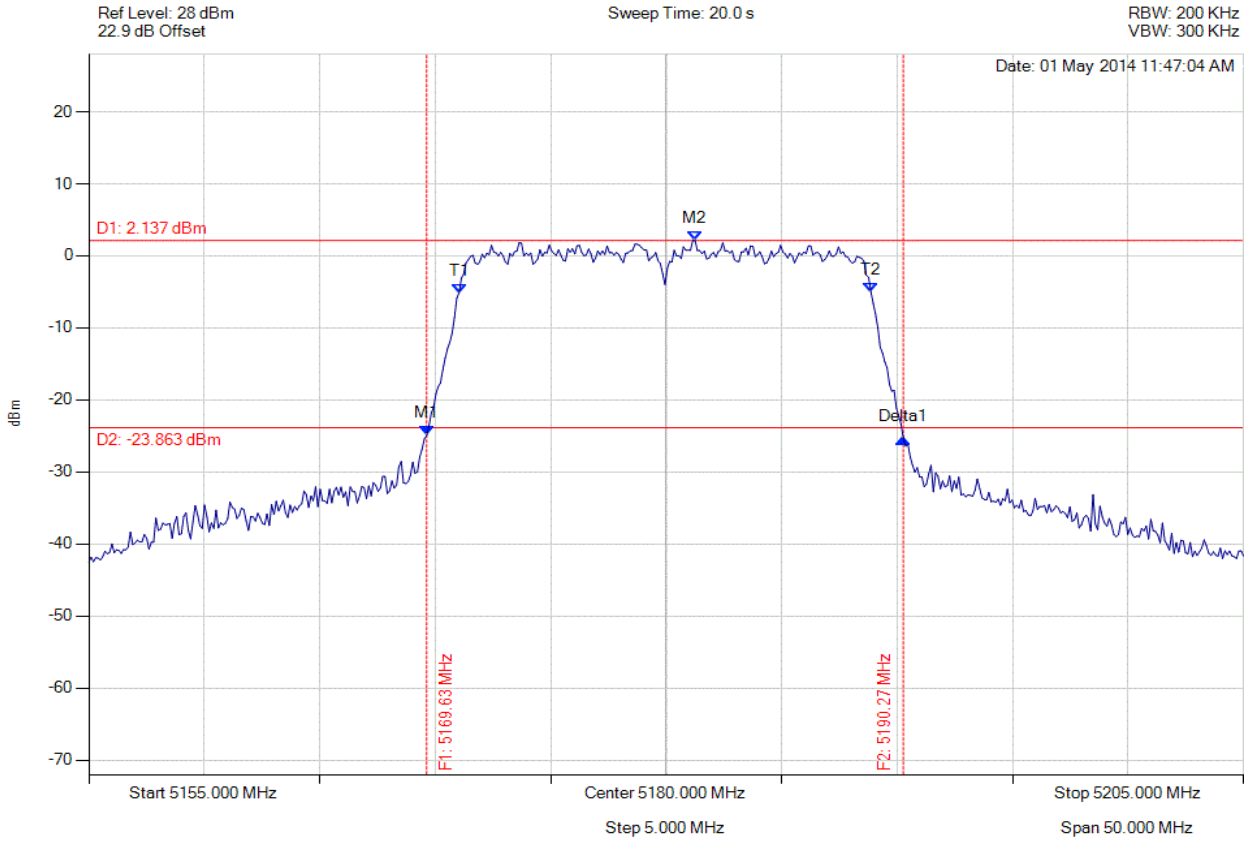

Analyser Setup	Marker : Frequency : Amplitude	Test Results
Detector = MAX PEAK Sweep Count = 0 RF Atten (dB) = 20 Trace Mode = VIEW	M1 : 5169.629 MHz : -24.945 dBm M2 : 5181.253 MHz : 2.137 dBm Delta1 : 20.641 MHz : -0.397 dB T1 : 5171.032 MHz : -5.148 dBm T2 : 5188.868 MHz : -5.028 dBm OBW : 17.836 MHz	Measured 26 dB Bandwidth: 20.641 MHz Measured 99% Bandwidth: 17.836 MHz

Back to the Matrix

26 dB & 99% BANDWIDTH

Variant: 802.11a, Channel: 5180.00 MHz, Chain b, Temp: Ambient, Voltage: 3.3 Vdc

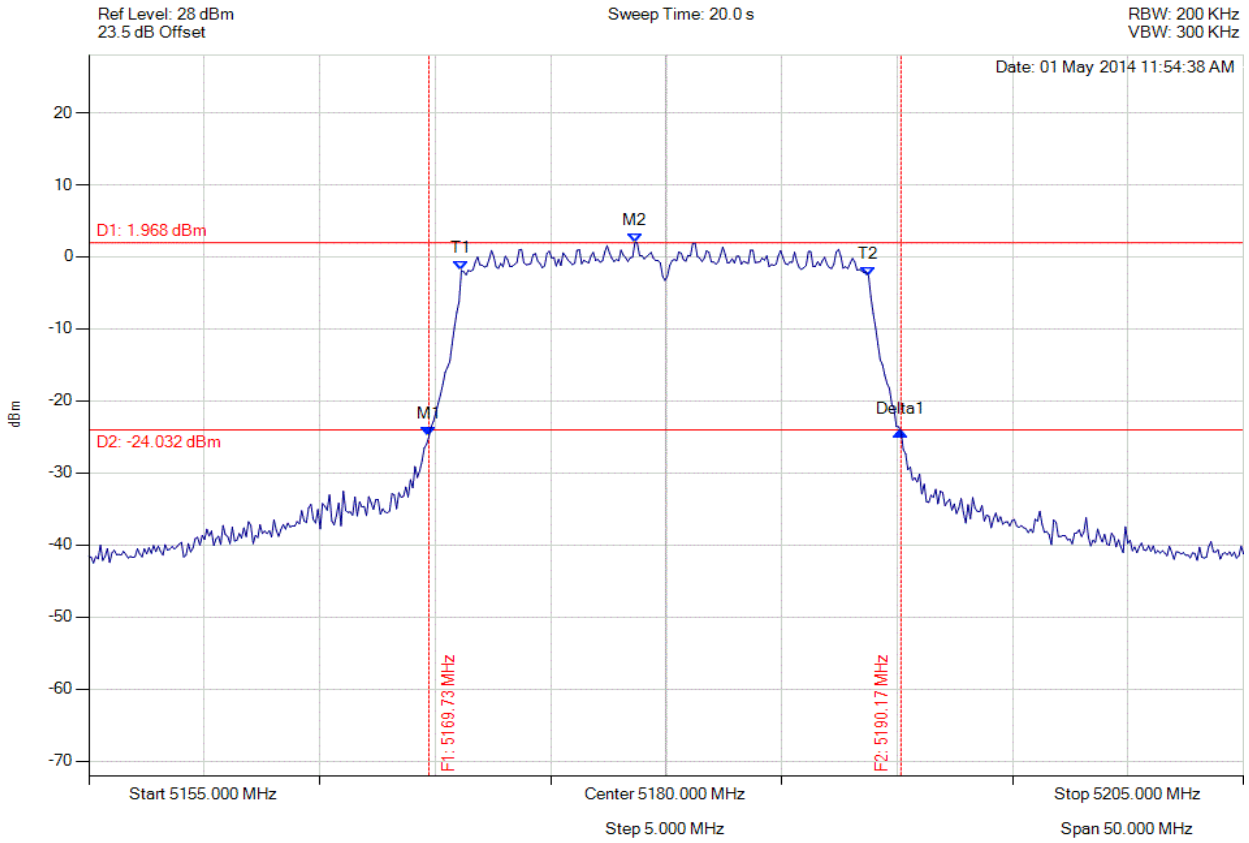

Analyser Setup	Marker : Frequency : Amplitude	Test Results
Detector = MAX PEAK Sweep Count = 0 RF Atten (dB) = 20 Trace Mode = VIEW	M1 : 5169.729 MHz : -24.924 dBm M2 : 5178.647 MHz : 1.968 dBm Delta1 : 20.441 MHz : 0.659 dB T1 : 5171.132 MHz : -1.904 dBm T2 : 5188.768 MHz : -2.705 dBm OBW : 17.635 MHz	Measured 26 dB Bandwidth: 20.441 MHz Measured 99% Bandwidth: 17.635 MHz

Back to the Matrix

26 dB & 99% BANDWIDTH

Variant: 802.11a, Channel: 5180.00 MHz, Chain c, Temp: Ambient, Voltage: 3.3 Vdc

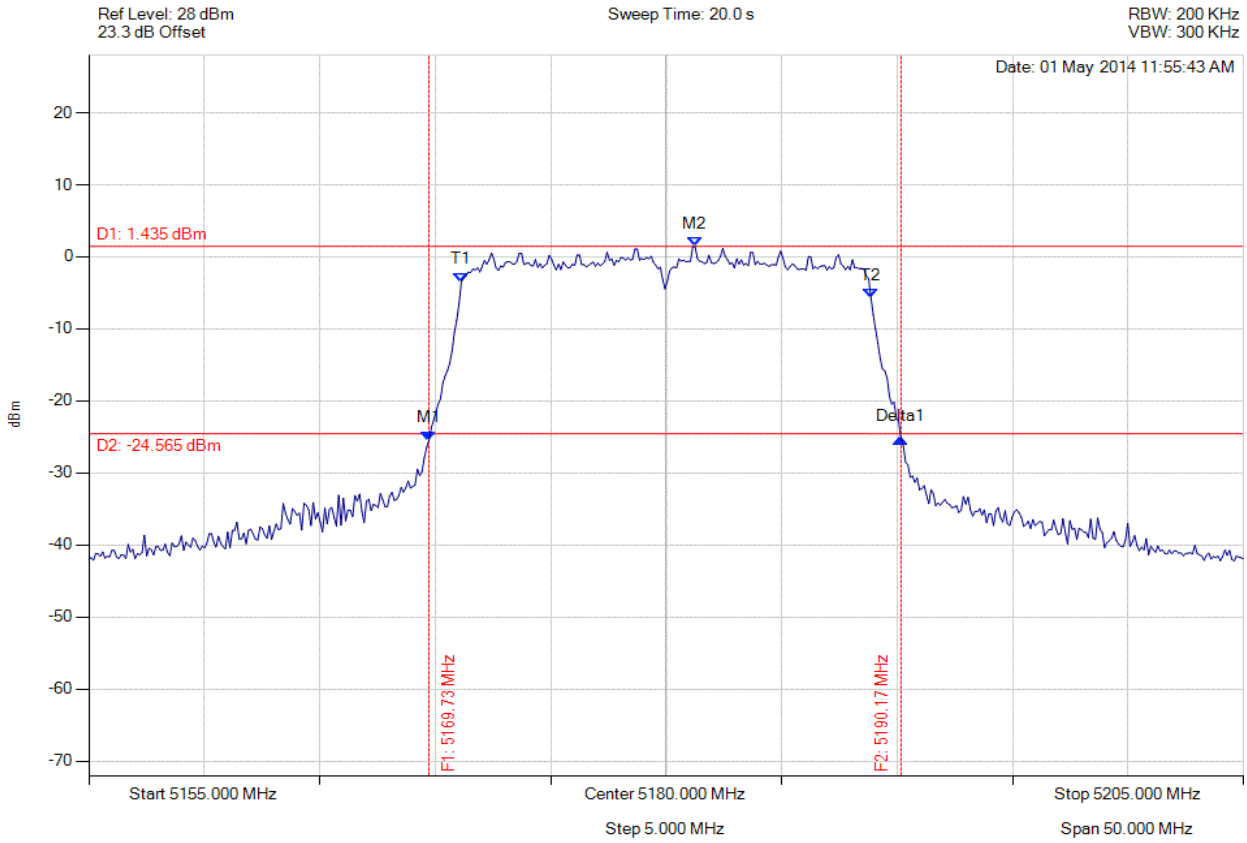

Analyser Setup	Marker : Frequency : Amplitude	Test Results
Detector = MAX PEAK Sweep Count = 0 RF Atten (dB) = 20 Trace Mode = VIEW	M1 : 5169.729 MHz : -25.465 dBm M2 : 5181.253 MHz : 1.435 dBm Delta1 : 20.441 MHz : 0.207 dB T1 : 5171.132 MHz : -3.456 dBm T2 : 5188.868 MHz : -5.650 dBm OBW : 17.735 MHz	Measured 26 dB Bandwidth: 20.441 MHz Measured 99% Bandwidth: 17.735 MHz

Back to the Matrix

26 dB & 99% BANDWIDTH

Variant: 802.11a, Channel: 5200.00 MHz, Chain a, Temp: Ambient, Voltage: 3.3 Vdc

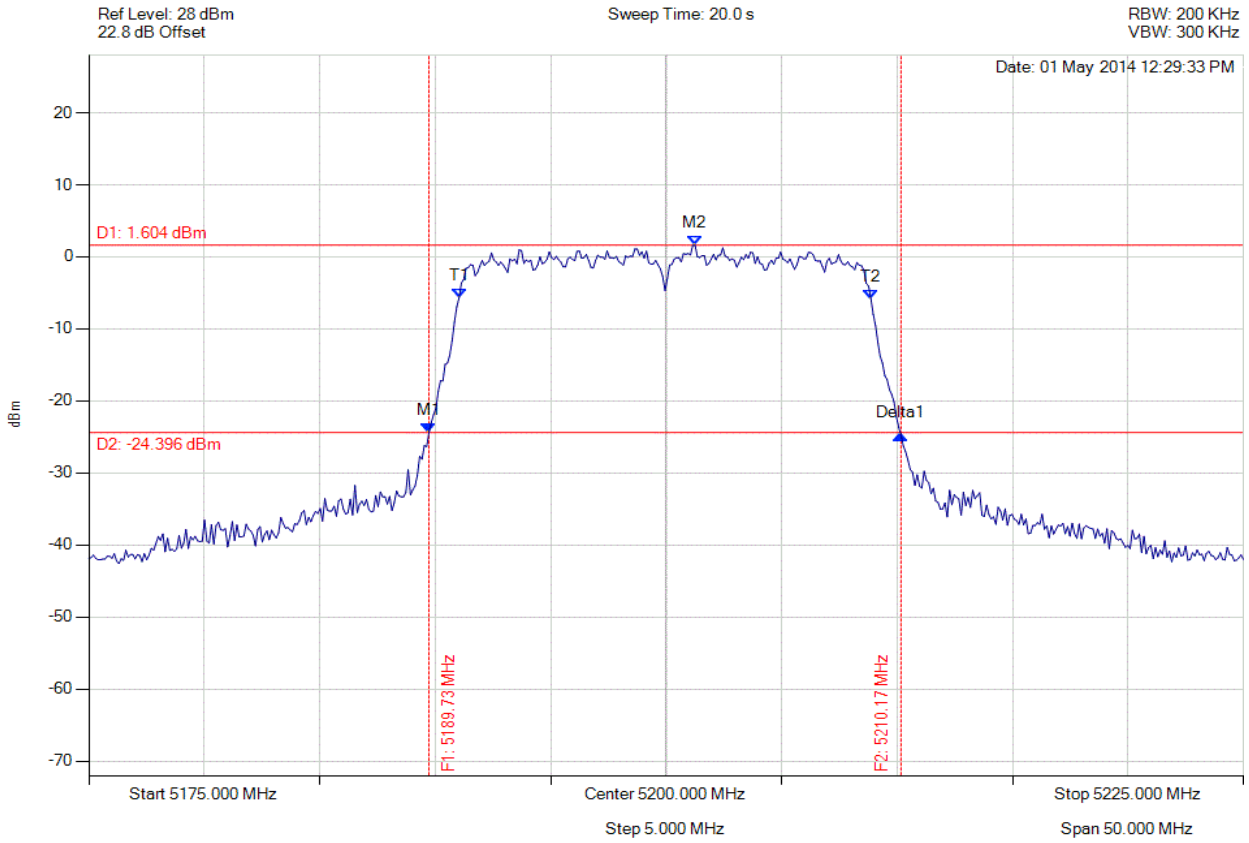

Analyser Setup	Marker : Frequency : Amplitude	Test Results
Detector = MAX PEAK Sweep Count = 0 RF Atten (dB) = 20 Trace Mode = VIEW	M1 : 5189.729 MHz : -24.430 dBm M2 : 5201.253 MHz : 1.604 dBm Delta1 : 20.441 MHz : -0.348 dB T1 : 5191.032 MHz : -5.681 dBm T2 : 5208.868 MHz : -5.850 dBm OBW : 17.836 MHz	Measured 26 dB Bandwidth: 20.441 MHz Measured 99% Bandwidth: 17.836 MHz

Back to the Matrix

26 dB & 99% BANDWIDTH

Variant: 802.11a, Channel: 5200.00 MHz, Chain b, Temp: Ambient, Voltage: 3.3 Vdc

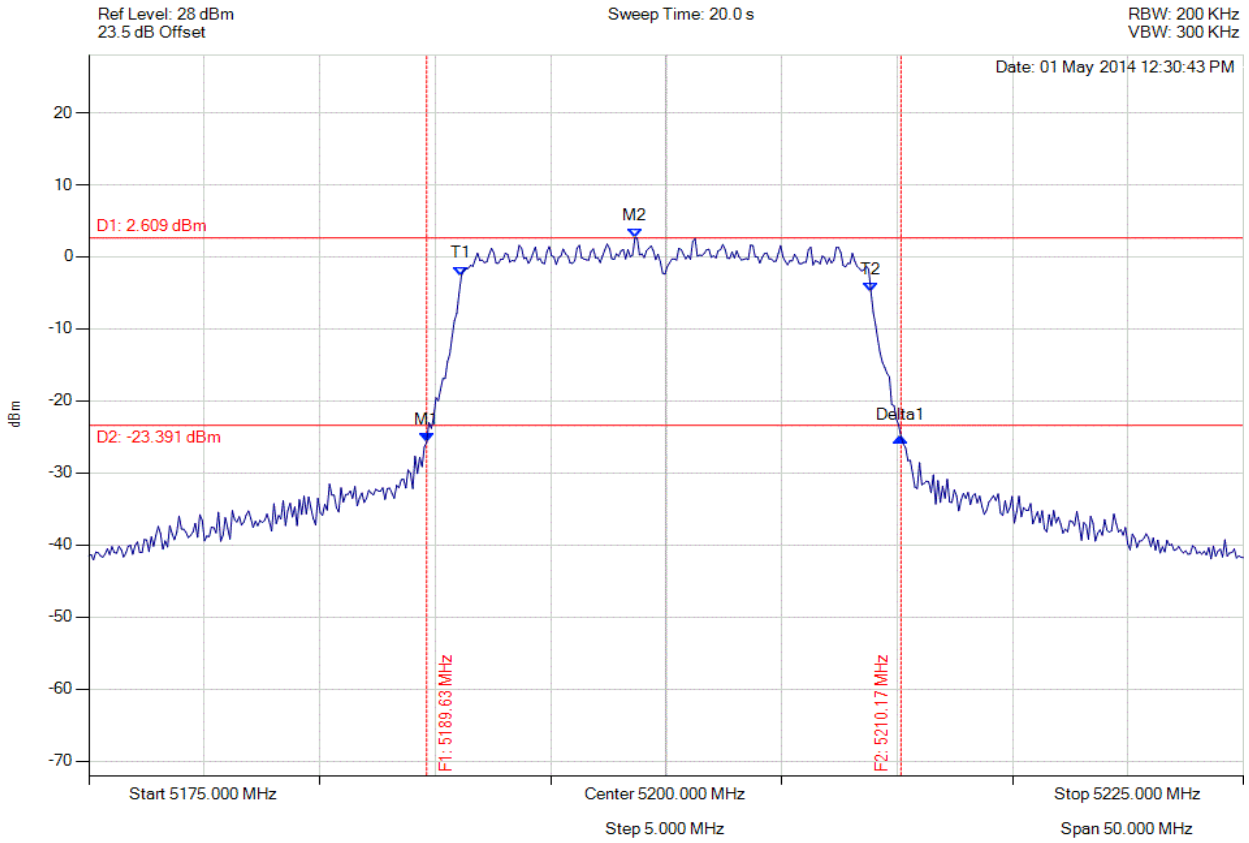

Analyser Setup	Marker : Frequency : Amplitude	Test Results
Detector = MAX PEAK Sweep Count = 0 RF Atten (dB) = 20 Trace Mode = VIEW	M1 : 5189.629 MHz : -25.742 dBm M2 : 5198.647 MHz : 2.609 dBm Delta1 : 20.541 MHz : 0.742 dB T1 : 5191.132 MHz : -2.628 dBm T2 : 5208.868 MHz : -4.810 dBm OBW : 17.735 MHz	Measured 26 dB Bandwidth: 20.541 MHz Measured 99% Bandwidth: 17.735 MHz

Back to the Matrix

26 dB & 99% BANDWIDTH

Variant: 802.11a, Channel: 5200.00 MHz, Chain c, Temp: Ambient, Voltage: 3.3 Vdc

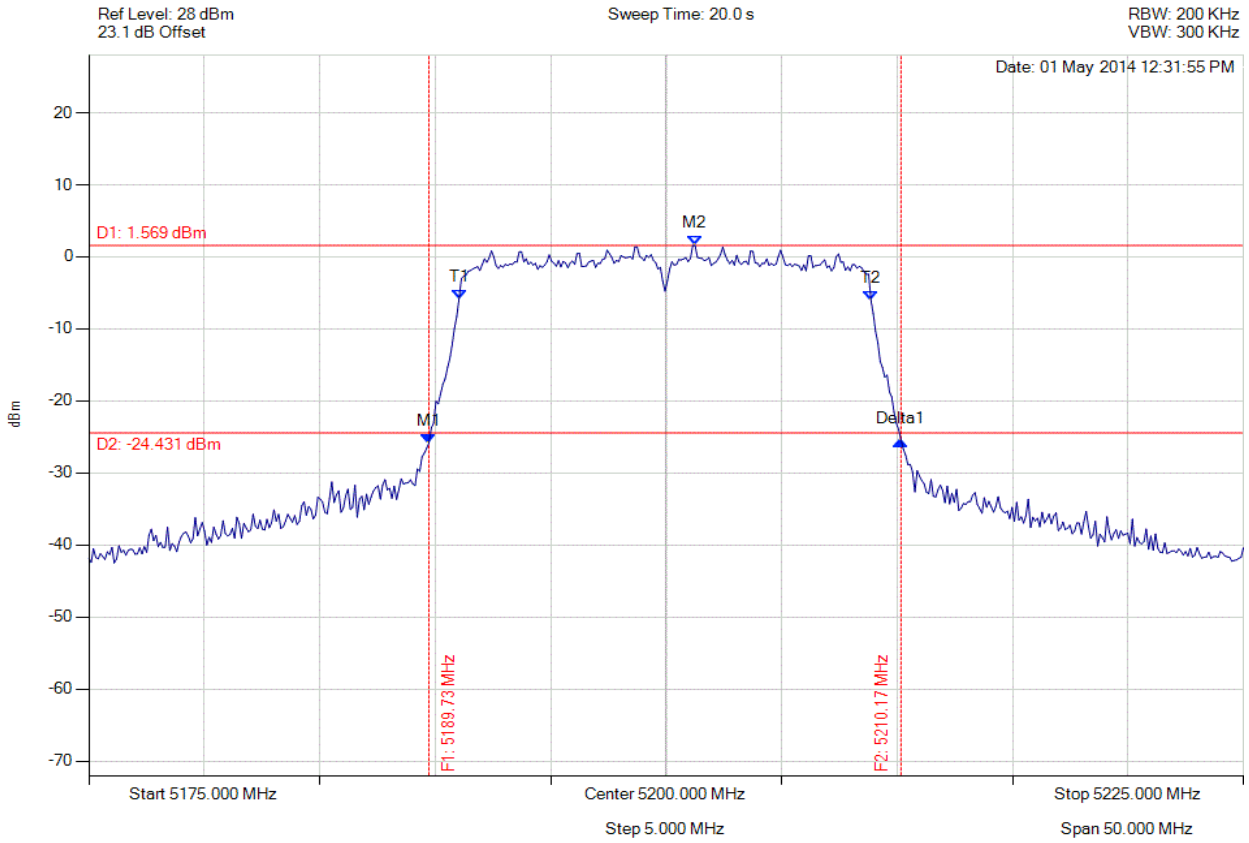

Analyser Setup	Marker : Frequency : Amplitude	Test Results
Detector = MAX PEAK Sweep Count = 0 RF Atten (dB) = 20 Trace Mode = VIEW	M1 : 5189.729 MHz : -25.839 dBm M2 : 5201.253 MHz : 1.569 dBm Delta1 : 20.441 MHz : 0.360 dB T1 : 5191.032 MHz : -5.817 dBm T2 : 5208.868 MHz : -5.990 dBm OBW : 17.836 MHz	Measured 26 dB Bandwidth: 20.441 MHz Measured 99% Bandwidth: 17.836 MHz

Back to the Matrix

26 dB & 99% BANDWIDTH

Variant: 802.11a, Channel: 5240.00 MHz, Chain a, Temp: Ambient, Voltage: 3.3 Vdc

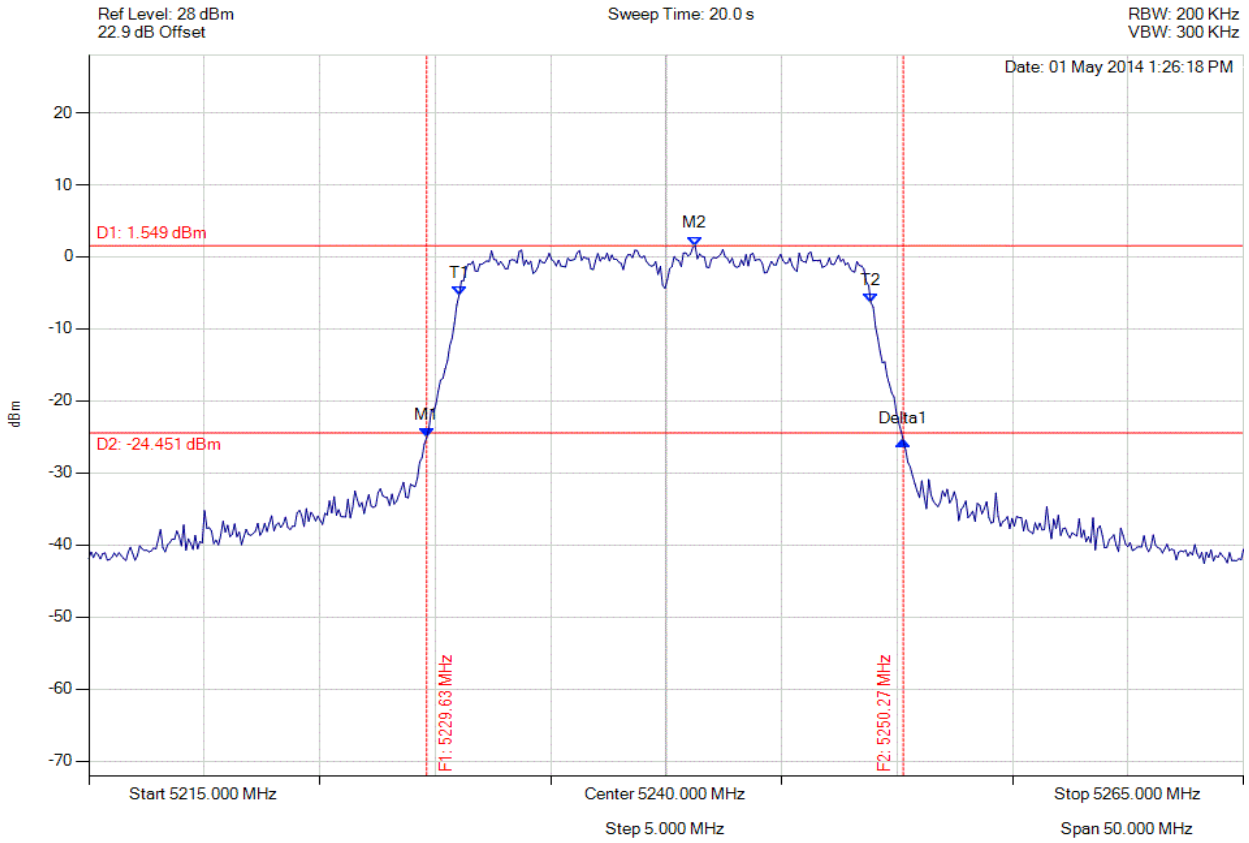

Analyser Setup	Marker : Frequency : Amplitude	Test Results
Detector = MAX PEAK Sweep Count = 0 RF Atten (dB) = 20 Trace Mode = VIEW	M1 : 5229.629 MHz : -25.105 dBm M2 : 5241.253 MHz : 1.549 dBm Delta1 : 20.641 MHz : -0.431 dB T1 : 5231.032 MHz : -5.347 dBm T2 : 5248.868 MHz : -6.368 dBm OBW : 17.836 MHz	Measured 26 dB Bandwidth: 20.641 MHz Measured 99% Bandwidth: 17.836 MHz

Back to the Matrix

26 dB & 99% BANDWIDTH

Variant: 802.11a, Channel: 5240.00 MHz, Chain b, Temp: Ambient, Voltage: 3.3 Vdc

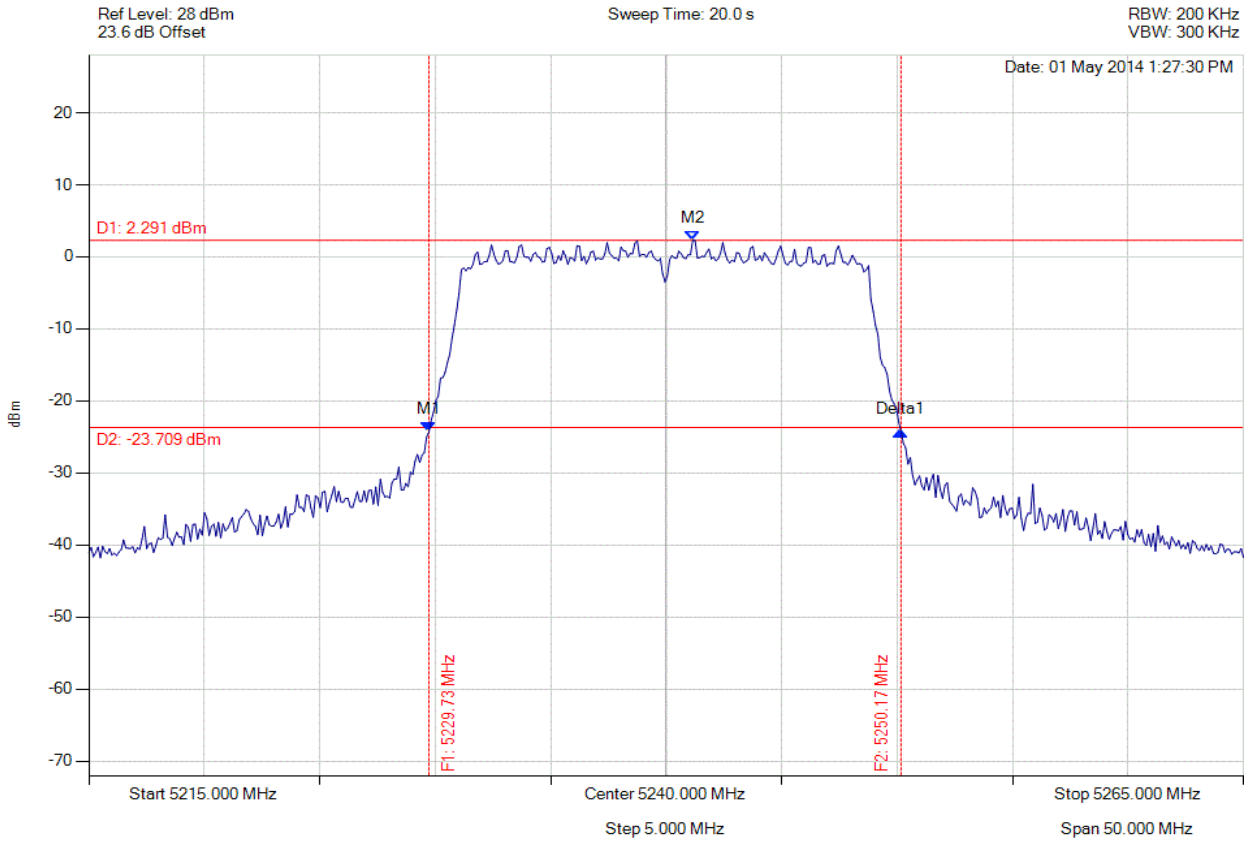

Analyser Setup	Marker : Frequency : Amplitude	Test Results
Detector = MAX PEAK Sweep Count = 0 RF Atten (dB) = 20 Trace Mode = VIEW	M1 : 5229.729 MHz : -24.290 dBm M2 : 5241.152 MHz : 2.291 dBm Delta1 : 20.441 MHz : 0.043 dB T1 : 0 Hz : 500.000 dBm T2 : 0 Hz : 500.000 dBm OBW : 17.735 MHz	Measured 26 dB Bandwidth: 20.441 MHz Measured 99% Bandwidth: 17.735 MHz

Back to the Matrix

26 dB & 99% BANDWIDTH

Variant: 802.11a, Channel: 5240.00 MHz, Chain c, Temp: Ambient, Voltage: 3.3 Vdc

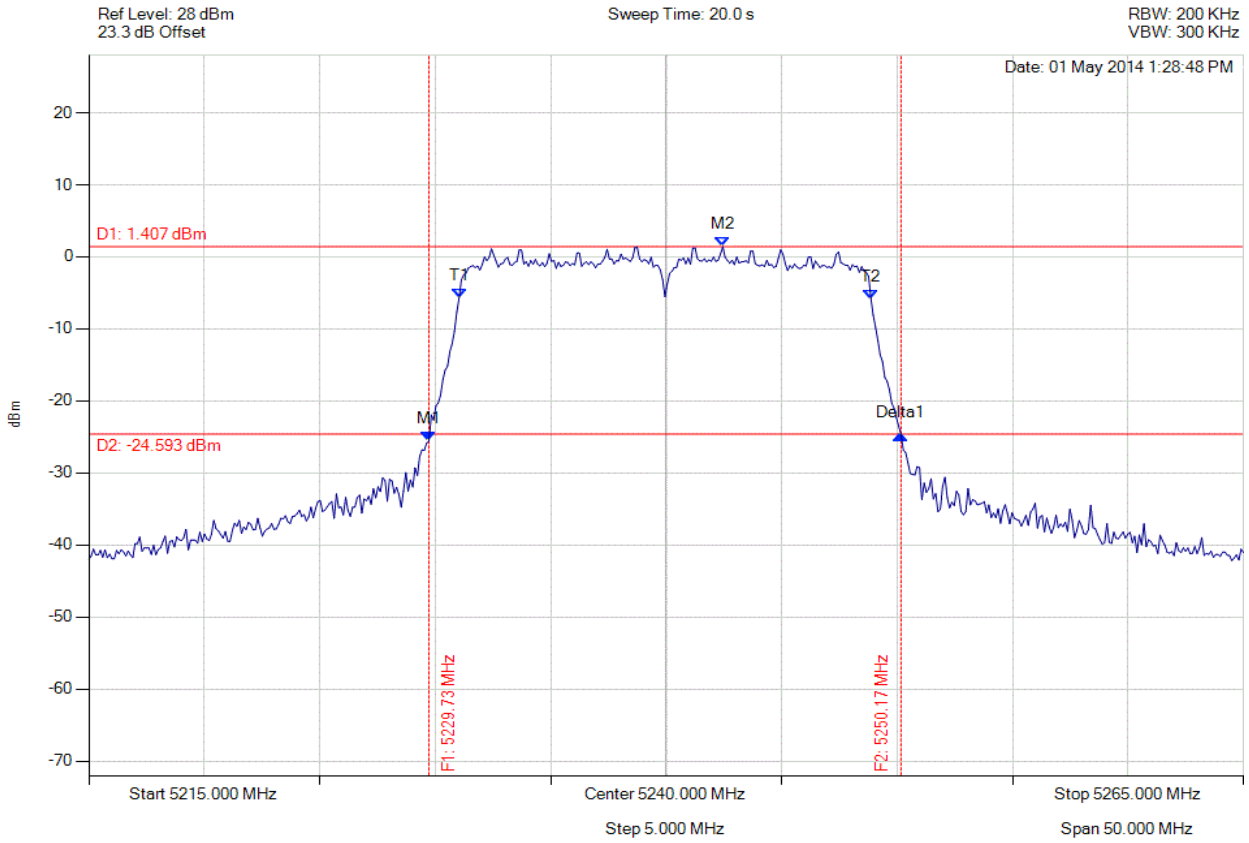

Analyser Setup	Marker : Frequency : Amplitude	Test Results
Detector = MAX PEAK Sweep Count = 0 RF Atten (dB) = 20 Trace Mode = VIEW	M1 : 5229.729 MHz : -25.577 dBm M2 : 5242.455 MHz : 1.407 dBm Delta1 : 20.441 MHz : 0.903 dB T1 : 5231.032 MHz : -5.756 dBm T2 : 5248.868 MHz : -5.801 dBm OBW : 17.836 MHz	Measured 26 dB Bandwidth: 20.441 MHz Measured 99% Bandwidth: 17.836 MHz

Back to the Matrix

26 dB & 99% BANDWIDTH

Variant: 802.11ac-40, Channel: 5190.00 MHz, Chain a, Temp: Ambient, Voltage: 3.3 Vdc

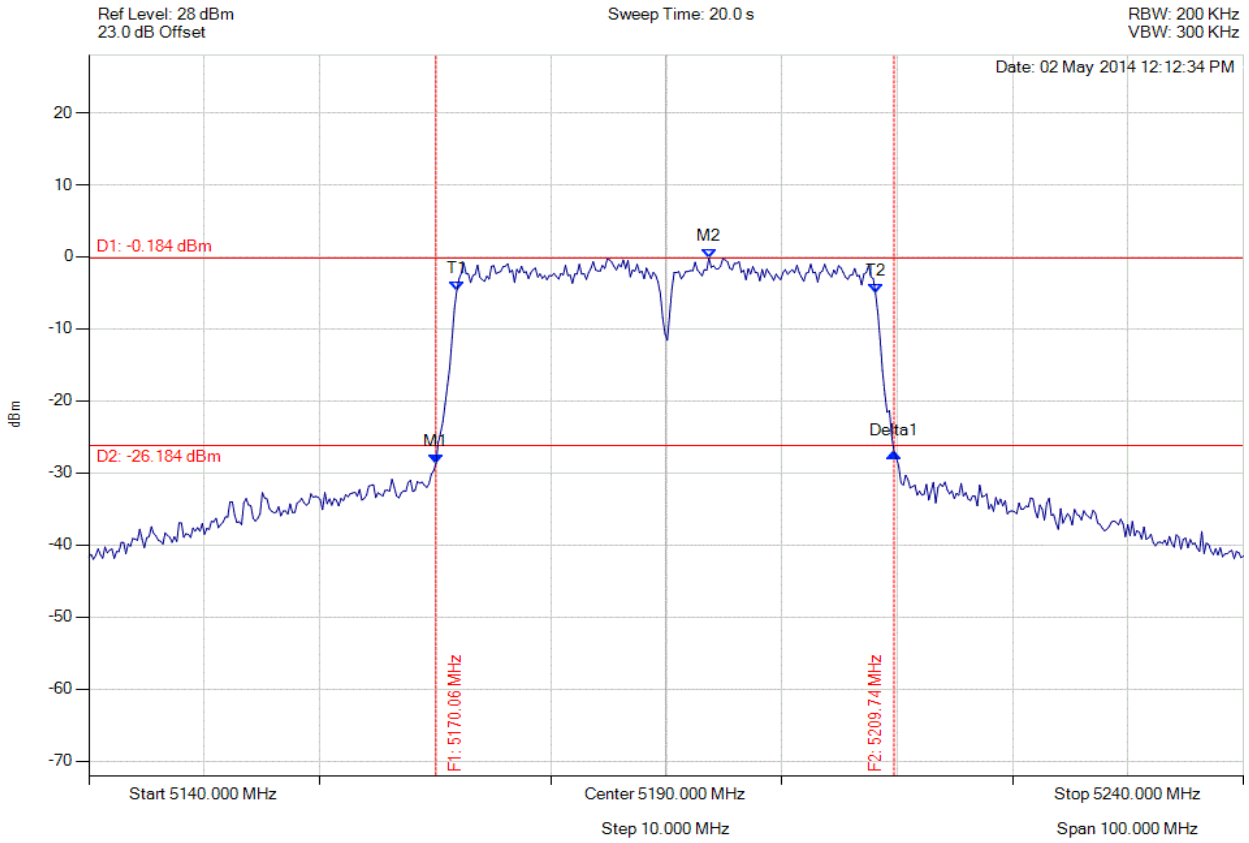

Analyser Setup	Marker : Frequency : Amplitude	Test Results
Detector = MAX PEAK Sweep Count = 0 RF Atten (dB) = 20 Trace Mode = VIEW	M1 : 5170.060 MHz : -28.676 dBm M2 : 5193.707 MHz : -0.184 dBm Delta1 : 39.679 MHz : 1.515 dB T1 : 5171.864 MHz : -4.699 dBm T2 : 5208.136 MHz : -5.113 dBm OBW : 36.273 MHz	Measured 26 dB Bandwidth: 39.679 MHz Measured 99% Bandwidth: 36.273 MHz

Back to the Matrix

26 dB & 99% BANDWIDTH

Variant: 802.11ac-40, Channel: 5190.00 MHz, Chain b, Temp: Ambient, Voltage: 3.3 Vdc

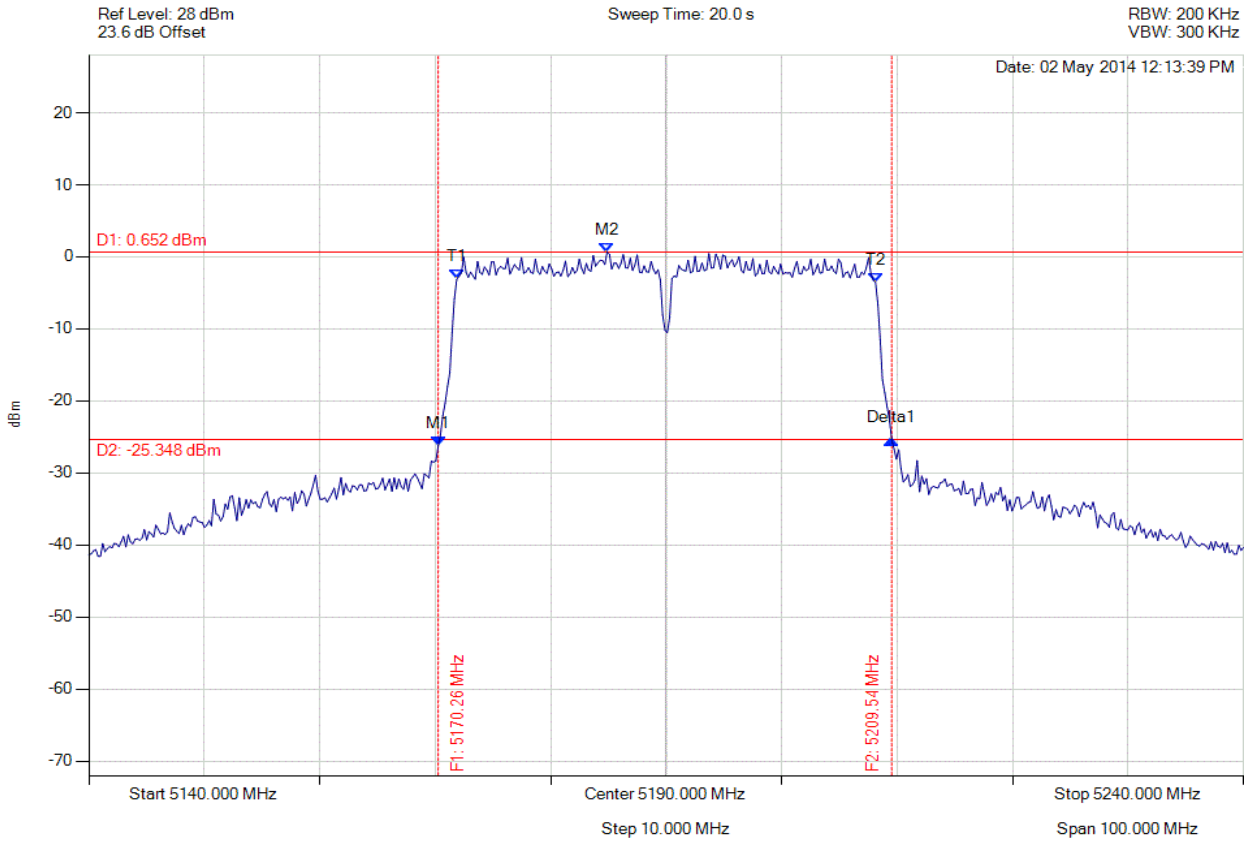

Analyser Setup	Marker : Frequency : Amplitude	Test Results
Detector = MAX PEAK Sweep Count = 0 RF Atten (dB) = 20 Trace Mode = VIEW	M1 : 5170.261 MHz : -26.187 dBm M2 : 5184.890 MHz : 0.652 dBm Delta1 : 39.279 MHz : 0.789 dB T1 : 5171.864 MHz : -3.104 dBm T2 : 5208.136 MHz : -3.547 dBm OBW : 36.273 MHz	Measured 26 dB Bandwidth: 39.279 MHz Measured 99% Bandwidth: 36.273 MHz

Back to the Matrix

26 dB & 99% BANDWIDTH

Variant: 802.11ac-40, Channel: 5190.00 MHz, Chain c, Temp: Ambient, Voltage: 3.3 Vdc

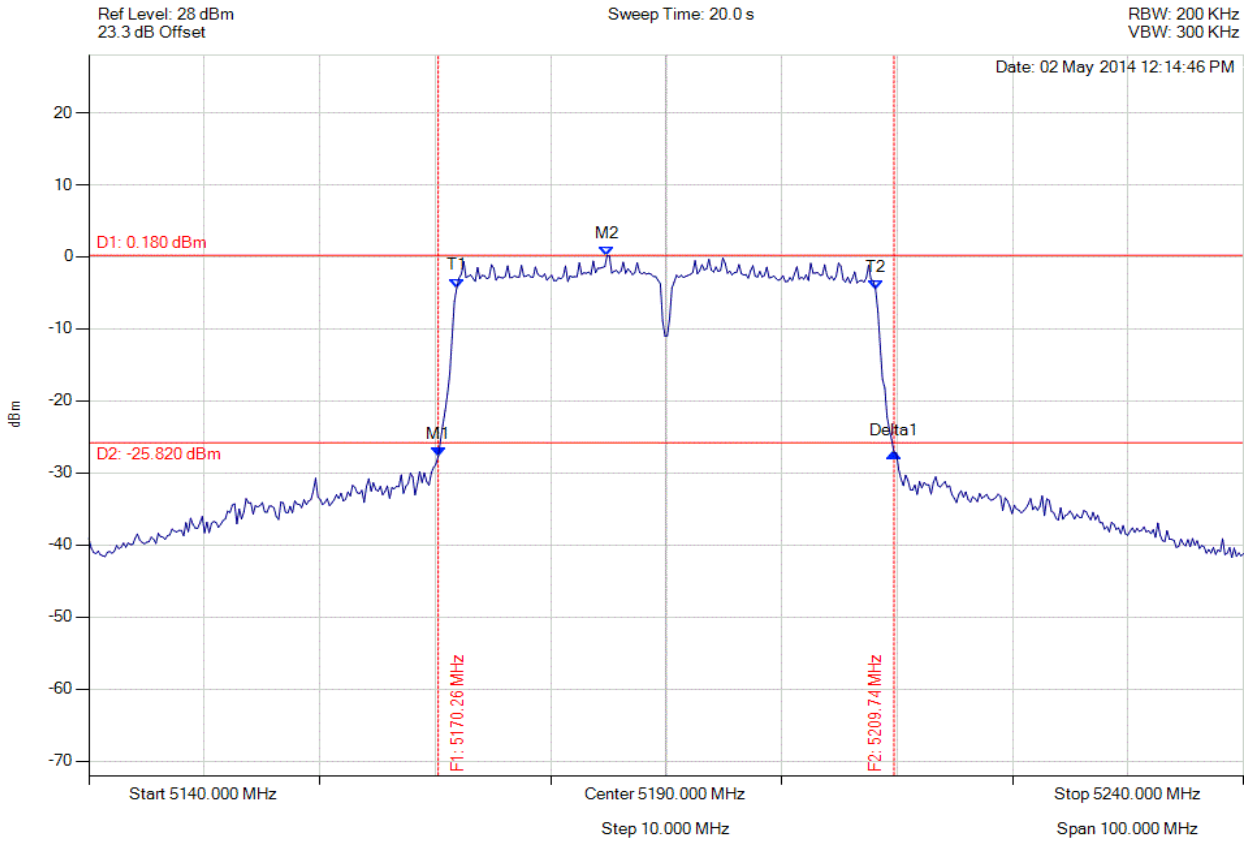

Analyser Setup	Marker : Frequency : Amplitude	Test Results
Detector = MAX PEAK Sweep Count = 0 RF Atten (dB) = 20 Trace Mode = VIEW	M1 : 5170.261 MHz : -27.672 dBm M2 : 5184.890 MHz : 0.180 dBm Delta1 : 39.479 MHz : 0.429 dB T1 : 5171.864 MHz : -4.290 dBm T2 : 5208.136 MHz : -4.499 dBm OBW : 36.273 MHz	Measured 26 dB Bandwidth: 39.479 MHz Measured 99% Bandwidth: 36.273 MHz

Back to the Matrix

26 dB & 99% BANDWIDTH

Variant: 802.11ac-40, Channel: 5230.00 MHz, Chain a, Temp: Ambient, Voltage: 3.3 Vdc

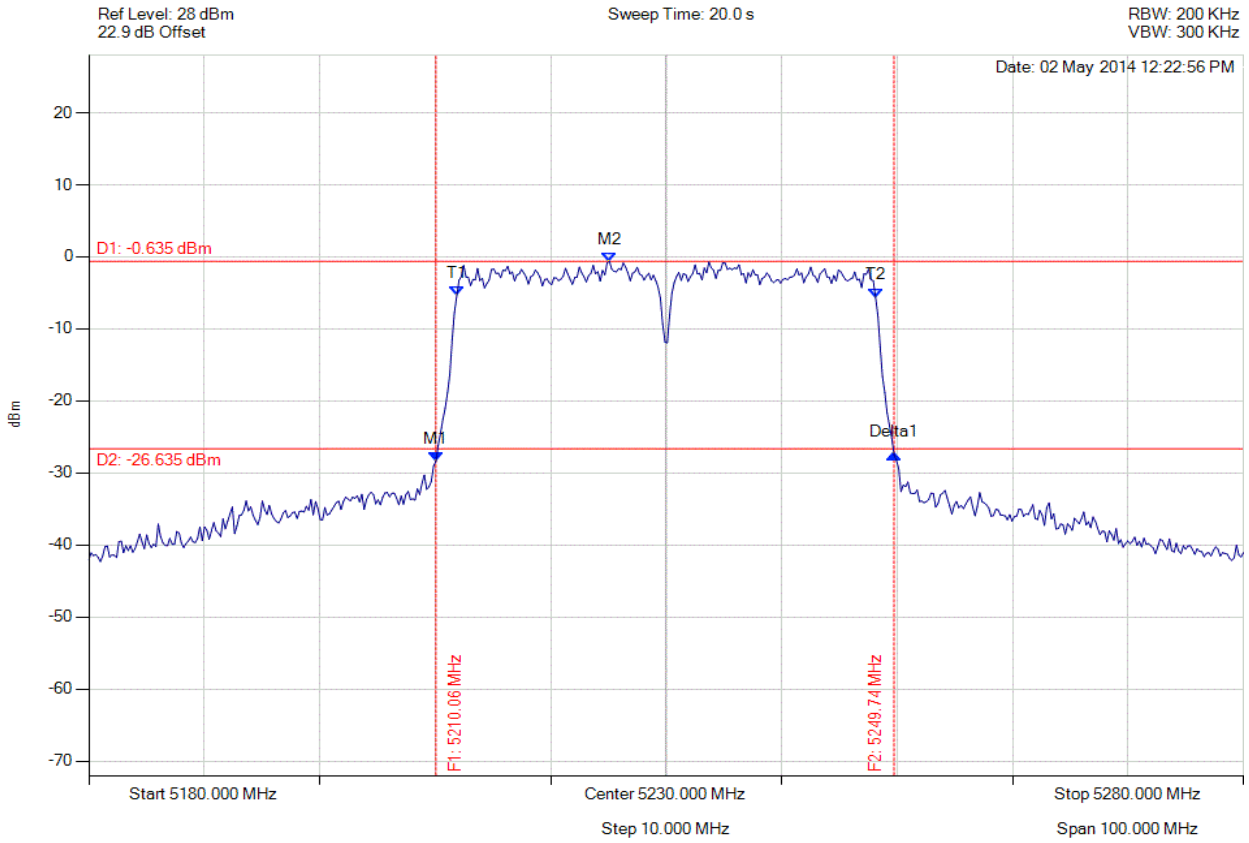

Analyser Setup	Marker : Frequency : Amplitude	Test Results
Detector = MAX PEAK Sweep Count = 0 RF Atten (dB) = 20 Trace Mode = VIEW	M1 : 5210.060 MHz : -28.369 dBm M2 : 5225.090 MHz : -0.635 dBm Delta1 : 39.679 MHz : 0.933 dB T1 : 5211.864 MHz : -5.427 dBm T2 : 5248.136 MHz : -5.626 dBm OBW : 36.273 MHz	Measured 26 dB Bandwidth: 39.679 MHz Measured 99% Bandwidth: 36.273 MHz

Back to the Matrix

26 dB & 99% BANDWIDTH

Variant: 802.11ac-40, Channel: 5230.00 MHz, Chain b, Temp: Ambient, Voltage: 3.3 Vdc

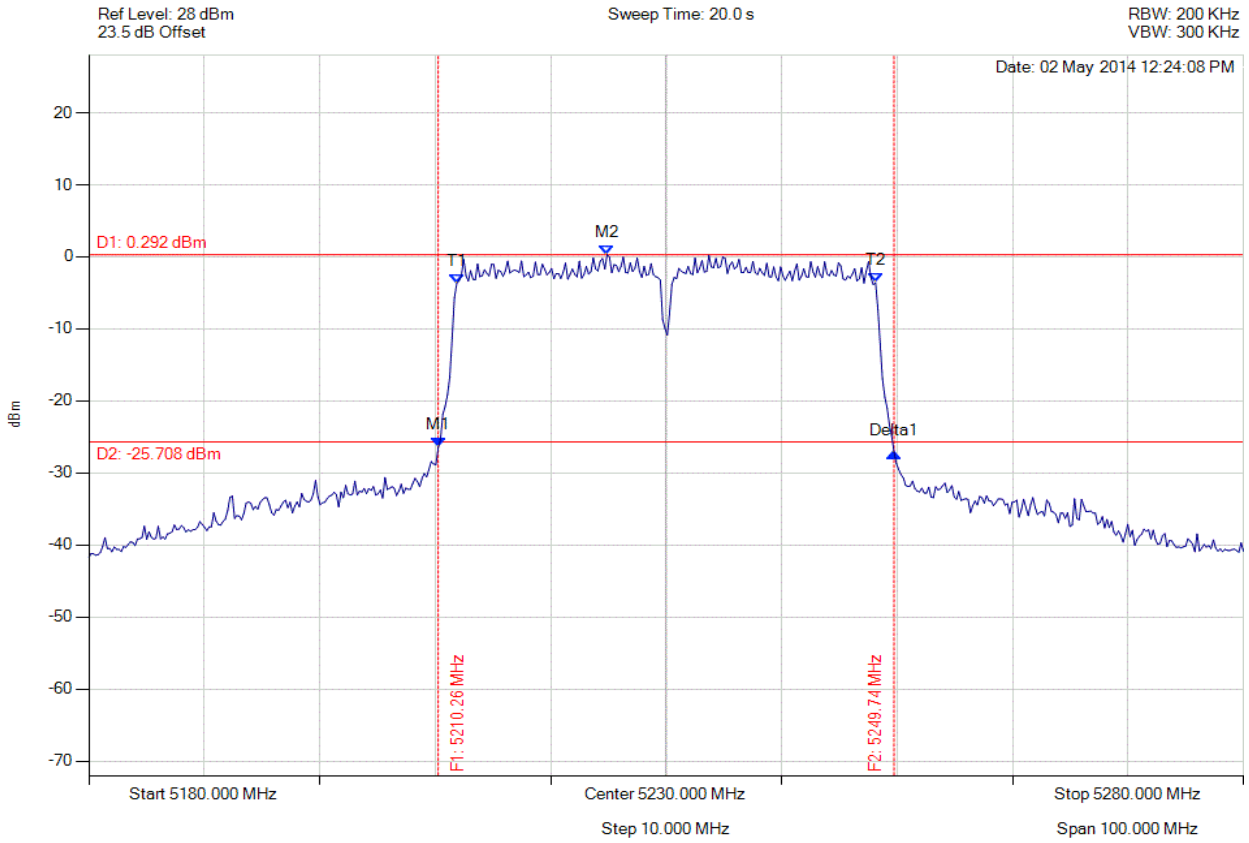

Analyser Setup	Marker : Frequency : Amplitude	Test Results
Detector = MAX PEAK Sweep Count = 0 RF Atten (dB) = 20 Trace Mode = VIEW	M1 : 5210.261 MHz : -26.460 dBm M2 : 5224.890 MHz : 0.292 dBm Delta1 : 39.479 MHz : -0.718 dB T1 : 5211.864 MHz : -3.694 dBm T2 : 5248.136 MHz : -3.578 dBm OBW : 36.273 MHz	Measured 26 dB Bandwidth: 39.479 MHz Measured 99% Bandwidth: 36.273 MHz

Back to the Matrix

26 dB & 99% BANDWIDTH

Variant: 802.11ac-40, Channel: 5230.00 MHz, Chain c, Temp: Ambient, Voltage: 3.3 Vdc

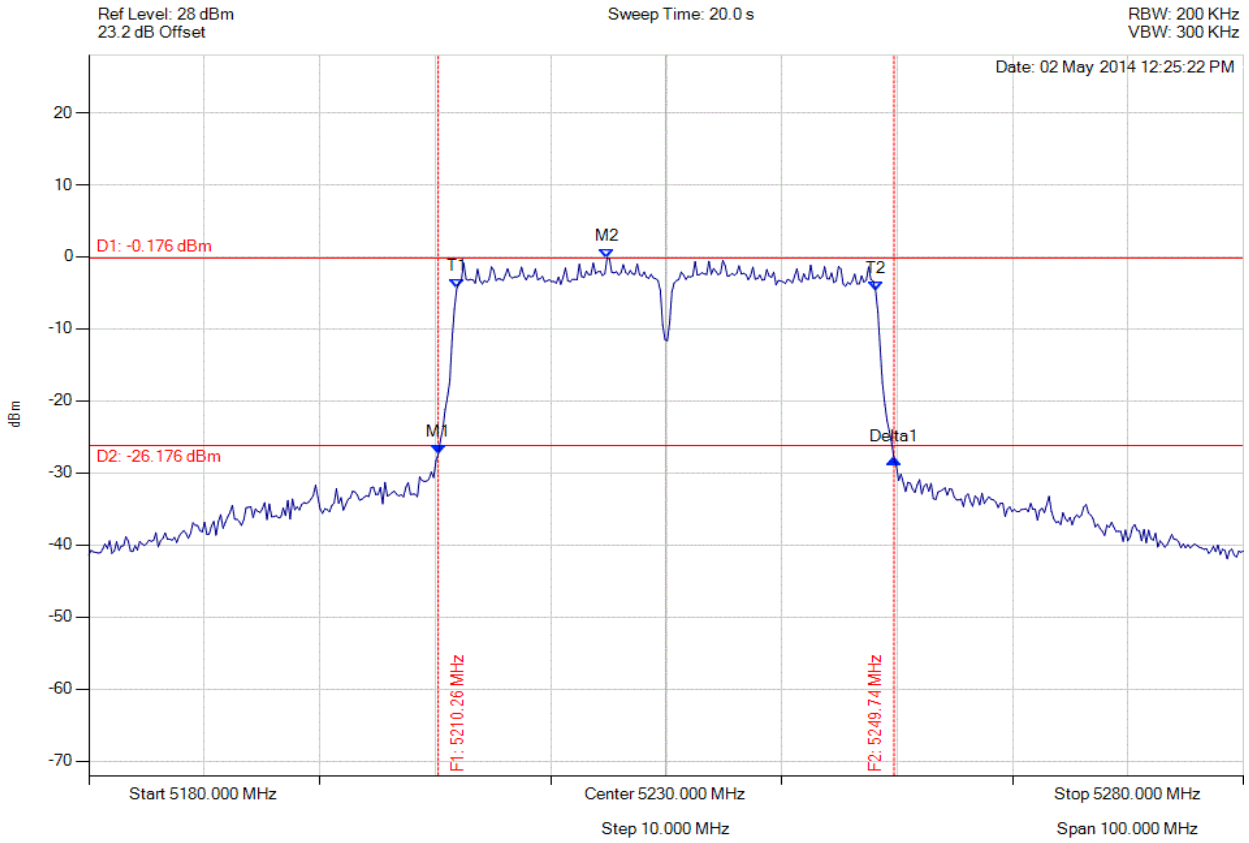

Analyser Setup	Marker : Frequency : Amplitude	Test Results
Detector = MAX PEAK Sweep Count = 0 RF Atten (dB) = 20 Trace Mode = VIEW	M1 : 5210.261 MHz : -27.373 dBm M2 : 5224.890 MHz : -0.176 dBm Delta1 : 39.479 MHz : -0.681 dB T1 : 5211.864 MHz : -4.414 dBm T2 : 5248.136 MHz : -4.644 dBm OBW : 36.273 MHz	Measured 26 dB Bandwidth: 39.479 MHz Measured 99% Bandwidth: 36.273 MHz

Back to the Matrix

26 dB & 99% BANDWIDTH

Variant: 802.11ac-80, Channel: 5210.00 MHz, Chain a, Temp: Ambient, Voltage: 3.3 Vdc

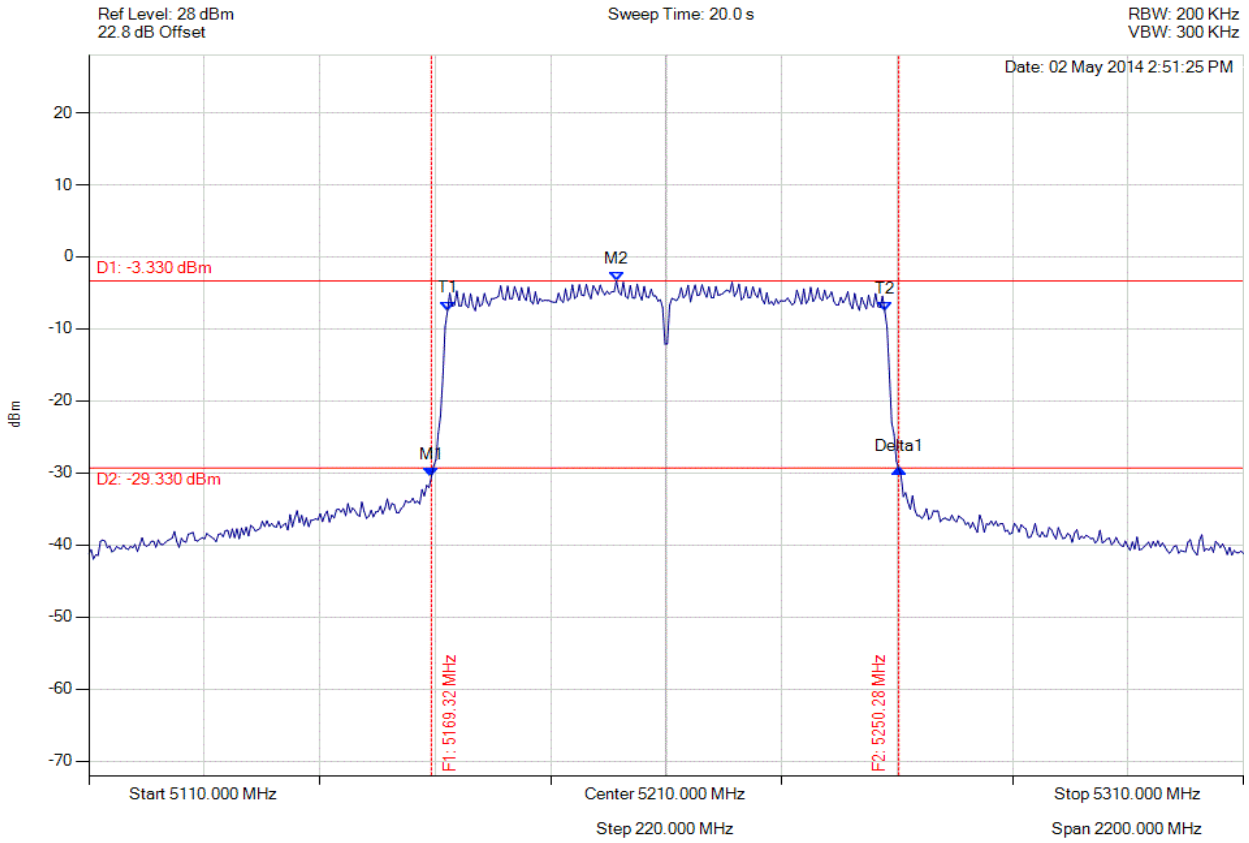

Analyser Setup	Marker : Frequency : Amplitude	Test Results
Detector = MAX PEAK Sweep Count = 0 RF Atten (dB) = 20 Trace Mode = VIEW	M1 : 5169.319 MHz : -30.608 dBm M2 : 5201.383 MHz : -3.330 dBm Delta1 : 80.962 MHz : 1.163 dB T1 : 5172.124 MHz : -7.452 dBm T2 : 5247.876 MHz : -7.593 dBm OBW : 75.752 MHz	Measured 26 dB Bandwidth: 80.962 MHz Measured 99% Bandwidth: 75.752 MHz

Back to the Matrix

26 dB & 99% BANDWIDTH

Variant: 802.11ac-80, Channel: 5210.00 MHz, Chain b, Temp: Ambient, Voltage: 3.3 Vdc

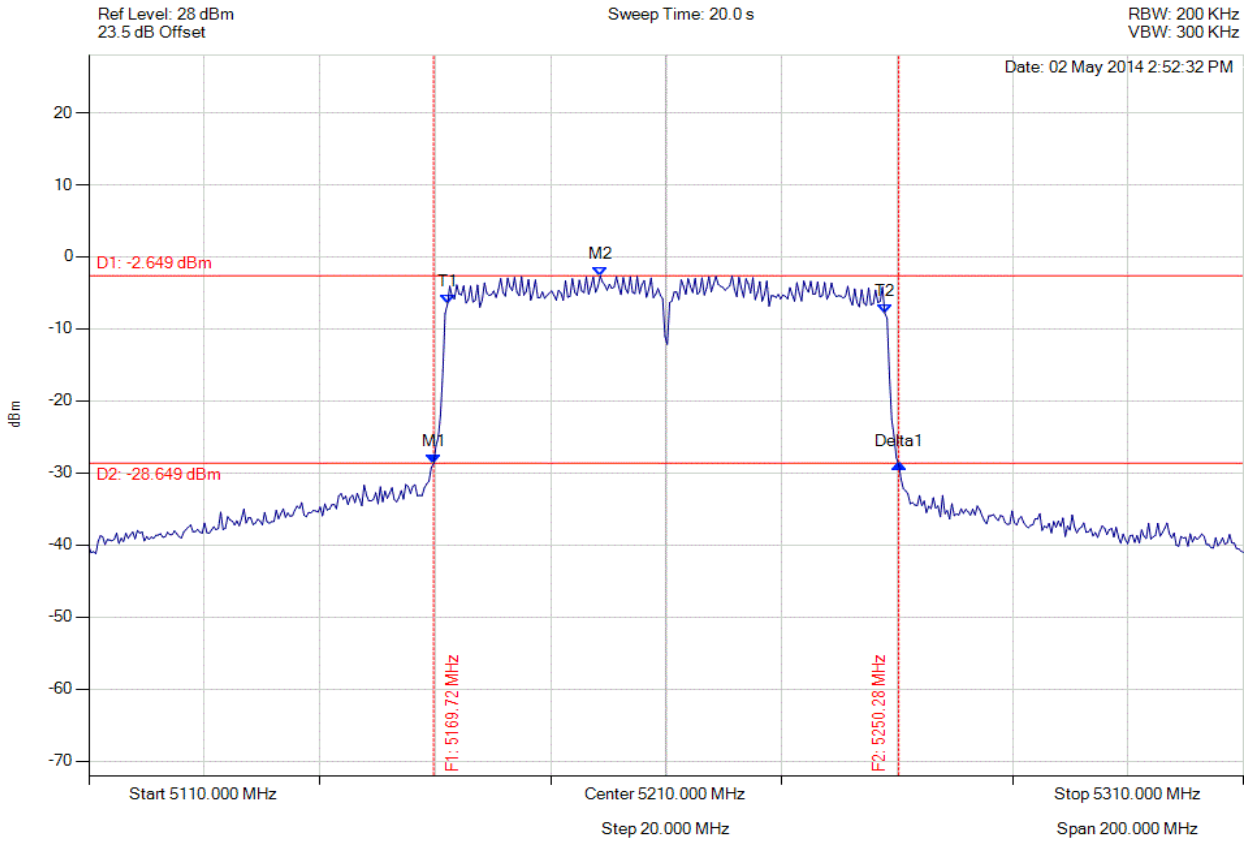

Analyser Setup	Marker : Frequency : Amplitude	Test Results
Detector = MAX PEAK Sweep Count = 0 RF Atten (dB) = 20 Trace Mode = VIEW	M1 : 5169.719 MHz : -28.721 dBm M2 : 5198.577 MHz : -2.649 dBm Delta1 : 80.561 MHz : -0.075 dB T1 : 5172.124 MHz : -6.564 dBm T2 : 5247.876 MHz : -7.839 dBm OBW : 75.752 MHz	Measured 26 dB Bandwidth: 80.561 MHz Measured 99% Bandwidth: 75.752 MHz

Back to the Matrix

26 dB & 99% BANDWIDTH

Variant: 802.11ac-80, Channel: 5210.00 MHz, Chain c, Temp: Ambient, Voltage: 3.3 Vdc

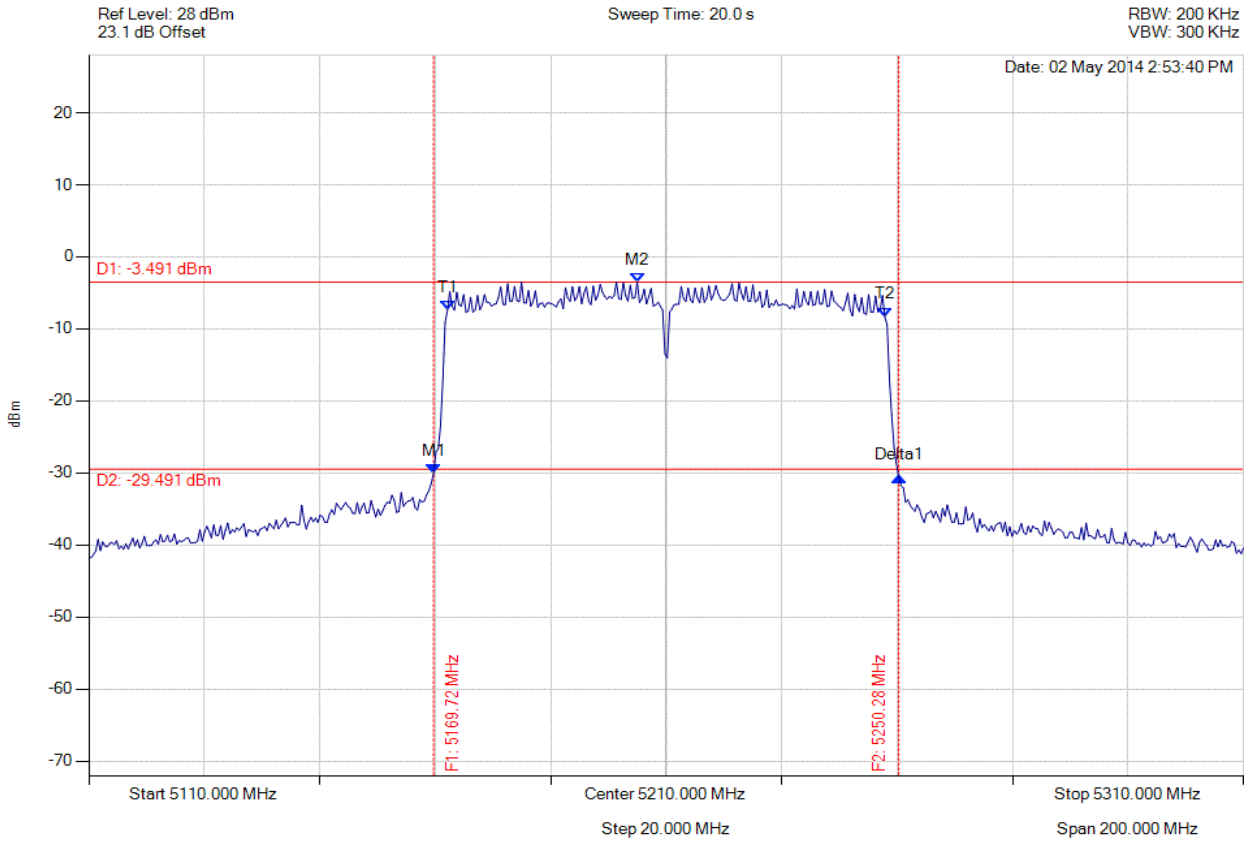

Analyser Setup	Marker : Frequency : Amplitude	Test Results
Detector = MAX PEAK Sweep Count = 0 RF Atten (dB) = 20 Trace Mode = VIEW	M1 : 5169.719 MHz : -30.057 dBm M2 : 5204.990 MHz : -3.491 dBm Delta1 : 80.561 MHz : -0.464 dB T1 : 5172.124 MHz : -7.336 dBm T2 : 5247.876 MHz : -8.296 dBm OBW : 75.752 MHz	Measured 26 dB Bandwidth: 80.561 MHz Measured 99% Bandwidth: 75.752 MHz

Back to the Matrix

26 dB & 99% BANDWIDTH

Variant: 802.11n HT-20, Channel: 5180.00 MHz, Chain a, Temp: Ambient, Voltage: 3.3 Vdc

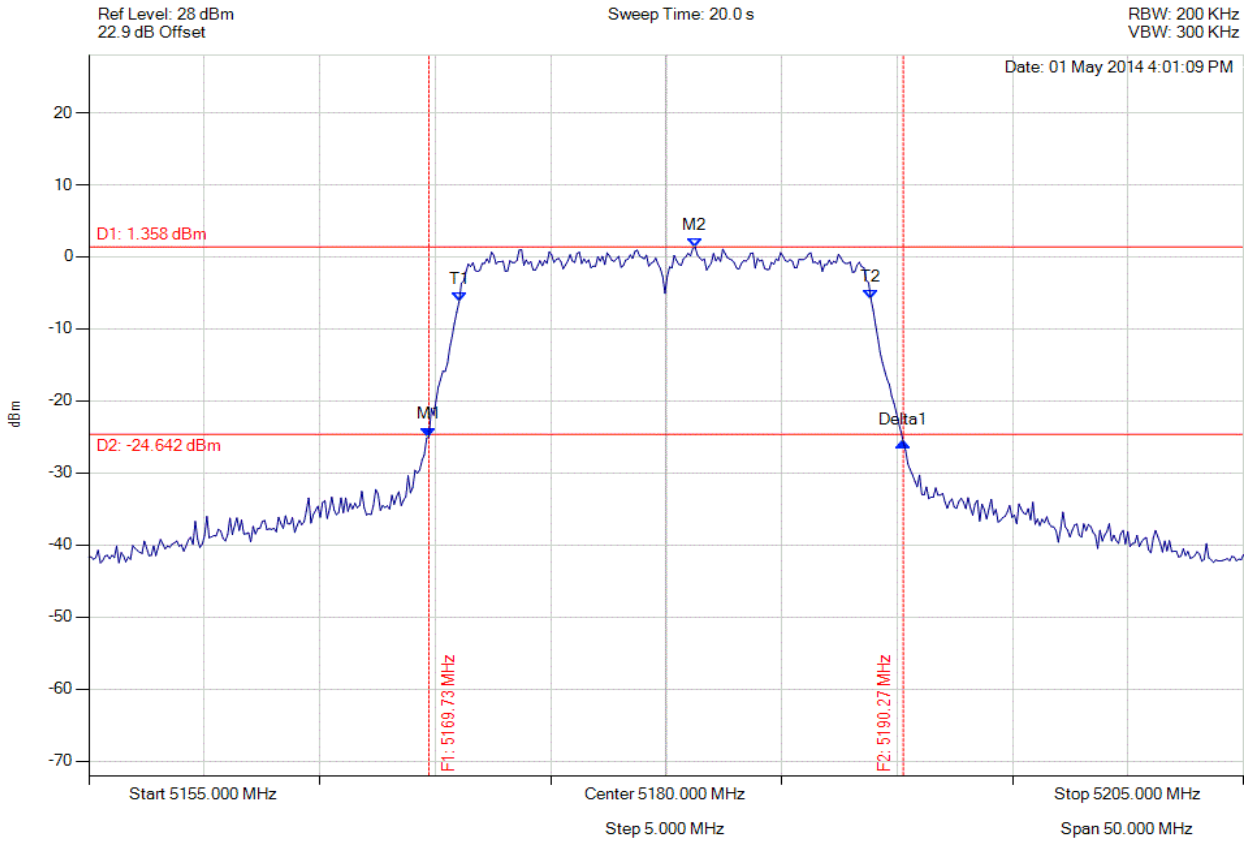

Analyser Setup	Marker : Frequency : Amplitude	Test Results
Detector = MAX PEAK Sweep Count = 0 RF Atten (dB) = 20 Trace Mode = VIEW	M1 : 5169.729 MHz : -24.973 dBm M2 : 5181.253 MHz : 1.358 dBm Delta1 : 20.541 MHz : -0.759 dB T1 : 5171.032 MHz : -6.271 dBm T2 : 5188.868 MHz : -5.854 dBm OBW : 17.836 MHz	Measured 26 dB Bandwidth: 20.541 MHz Measured 99% Bandwidth: 17.836 MHz

Back to the Matrix

26 dB & 99% BANDWIDTH

Variant: 802.11n HT-20, Channel: 5180.00 MHz, Chain b, Temp: Ambient, Voltage: 3.3 Vdc

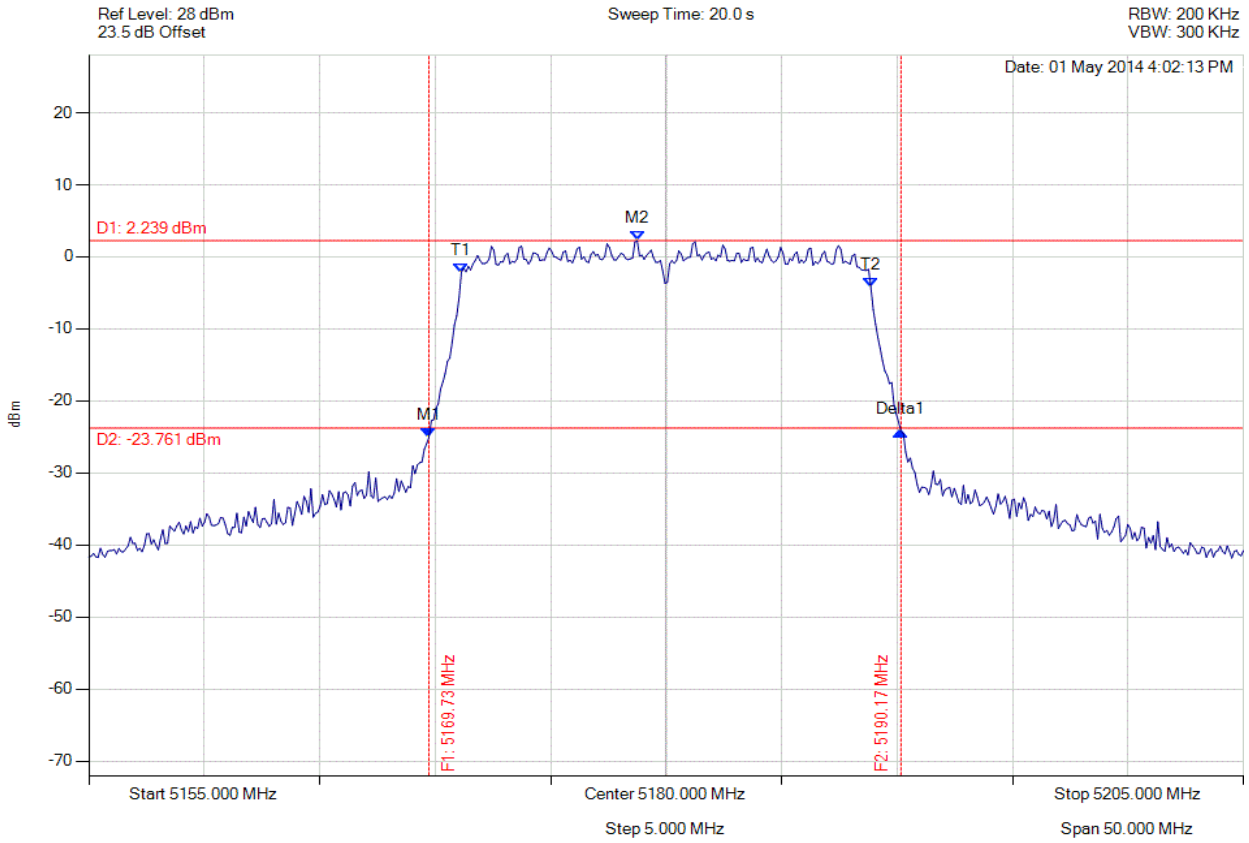

Analyser Setup	Marker : Frequency : Amplitude	Test Results
Detector = MAX PEAK Sweep Count = 0 RF Atten (dB) = 20 Trace Mode = VIEW	M1 : 5169.729 MHz : -25.058 dBm M2 : 5178.747 MHz : 2.239 dBm Delta1 : 20.441 MHz : 0.860 dB T1 : 5171.132 MHz : -2.150 dBm T2 : 5188.868 MHz : -4.265 dBm OBW : 17.735 MHz	Measured 26 dB Bandwidth: 20.441 MHz Measured 99% Bandwidth: 17.735 MHz

Back to the Matrix

26 dB & 99% BANDWIDTH

Variant: 802.11n HT-20, Channel: 5180.00 MHz, Chain c, Temp: Ambient, Voltage: 3.3 Vdc

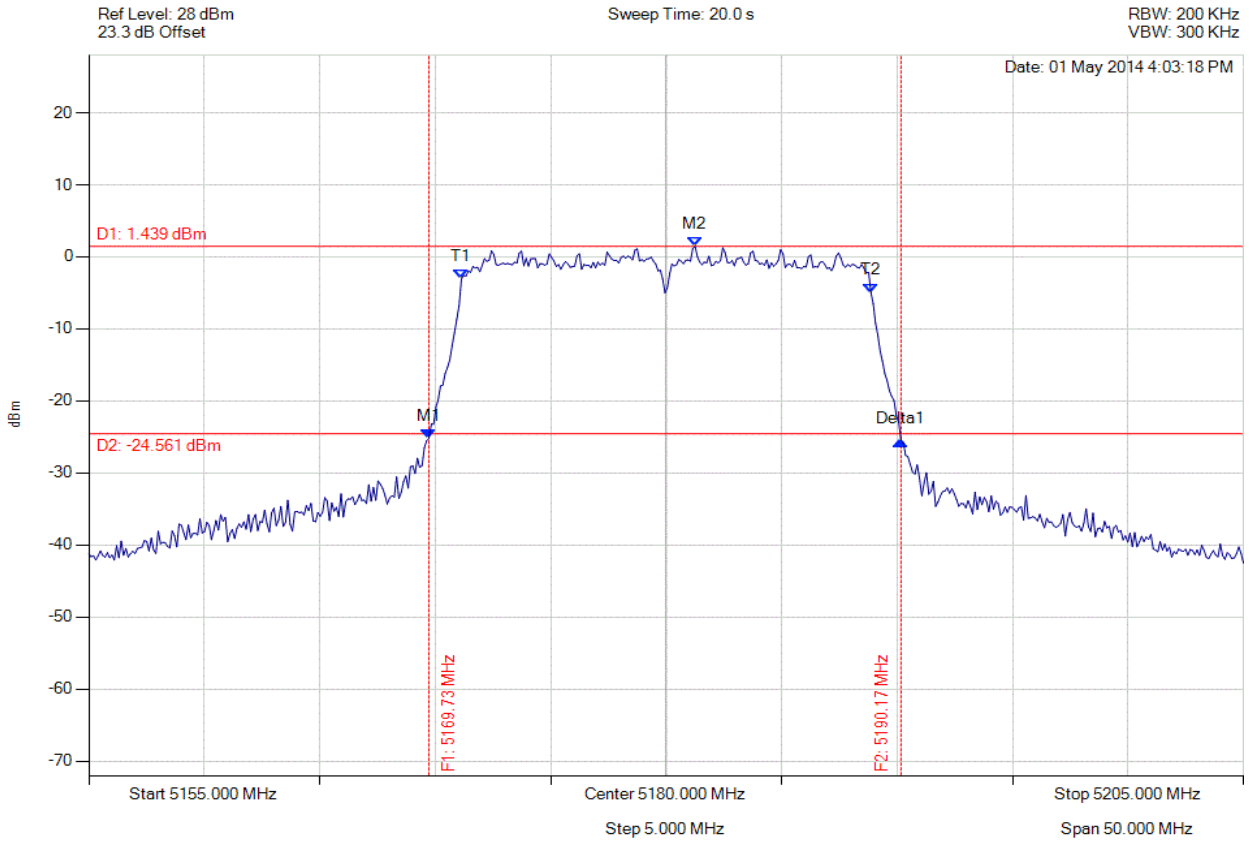

Analyser Setup	Marker : Frequency : Amplitude	Test Results
Detector = MAX PEAK Sweep Count = 0 RF Atten (dB) = 20 Trace Mode = VIEW	M1 : 5169.729 MHz : -25.213 dBm M2 : 5181.253 MHz : 1.439 dBm Delta1 : 20.441 MHz : -0.283 dB T1 : 5171.132 MHz : -3.076 dBm T2 : 5188.868 MHz : -4.953 dBm OBW : 17.735 MHz	Measured 26 dB Bandwidth: 20.441 MHz Measured 99% Bandwidth: 17.735 MHz

Back to the Matrix

26 dB & 99% BANDWIDTH

Variant: 802.11n HT-20, Channel: 5200.00 MHz, Chain a, Temp: Ambient, Voltage: 3.3 Vdc

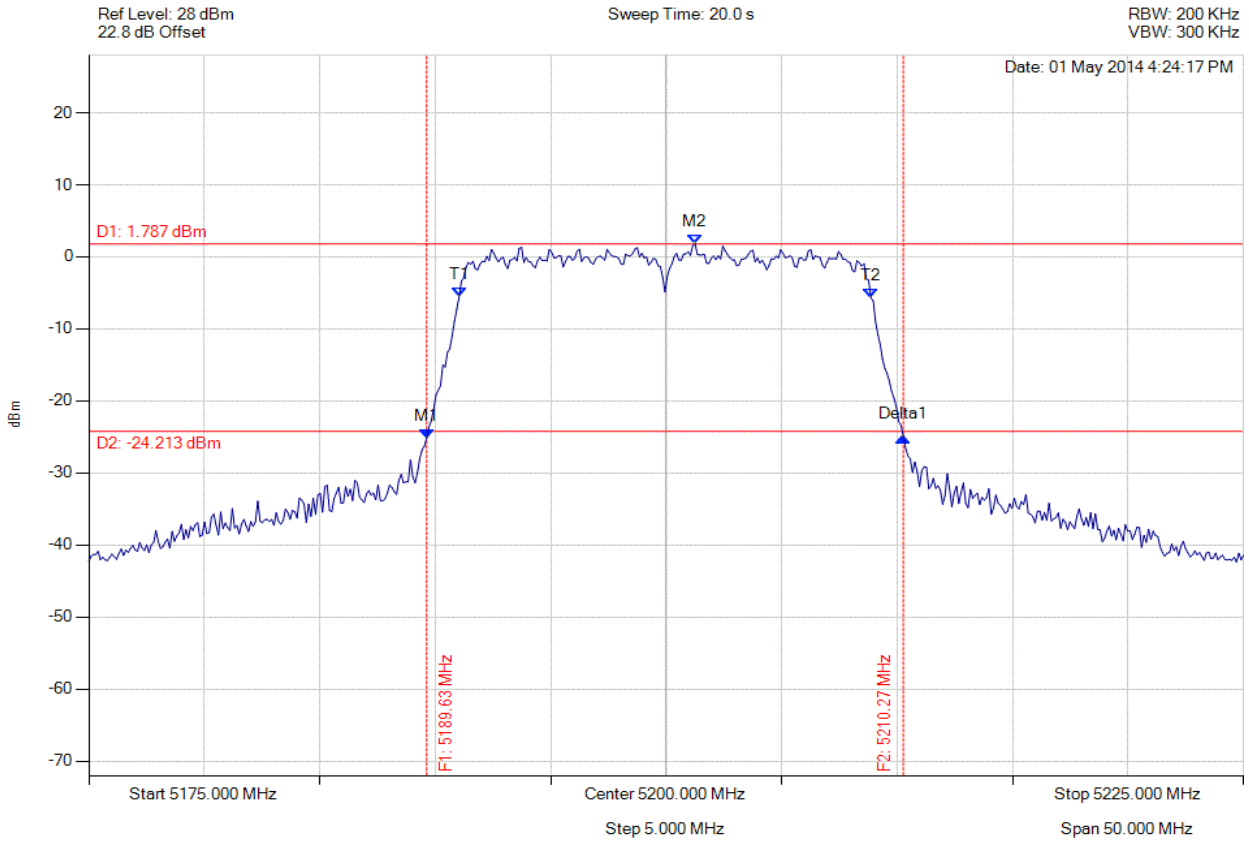

Analyser Setup	Marker : Frequency : Amplitude	Test Results
Detector = MAX PEAK Sweep Count = 0 RF Atten (dB) = 20 Trace Mode = VIEW	M1 : 5189.629 MHz : -25.158 dBm M2 : 5201.253 MHz : 1.787 dBm Delta1 : 20.641 MHz : 0.181 dB T1 : 5191.032 MHz : -5.591 dBm T2 : 5208.868 MHz : -5.665 dBm OBW : 17.836 MHz	Measured 26 dB Bandwidth: 20.641 MHz Measured 99% Bandwidth: 17.836 MHz

Back to the Matrix

26 dB & 99% BANDWIDTH

Variant: 802.11n HT-20, Channel: 5200.00 MHz, Chain b, Temp: Ambient, Voltage: 3.3 Vdc

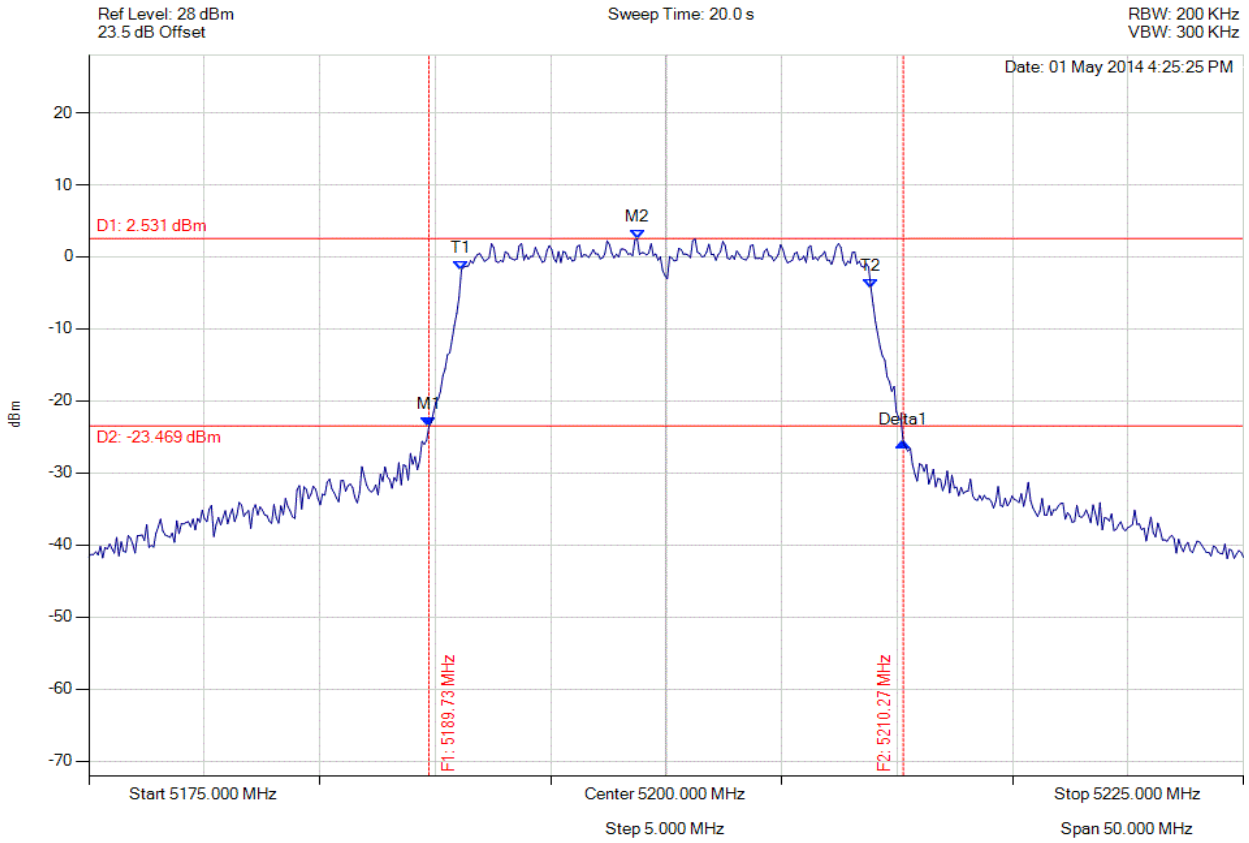

Analyser Setup	Marker : Frequency : Amplitude	Test Results
Detector = MAX PEAK Sweep Count = 0 RF Atten (dB) = 20 Trace Mode = VIEW	M1 : 5189.729 MHz : -23.535 dBm M2 : 5198.747 MHz : 2.531 dBm Delta1 : 20.541 MHz : -2.245 dB T1 : 5191.132 MHz : -1.827 dBm T2 : 5208.868 MHz : -4.359 dBm OBW : 17.735 MHz	Measured 26 dB Bandwidth: 20.541 MHz Measured 99% Bandwidth: 17.735 MHz

Back to the Matrix

26 dB & 99% BANDWIDTH

Variant: 802.11n HT-20, Channel: 5200.00 MHz, Chain c, Temp: Ambient, Voltage: 3.3 Vdc

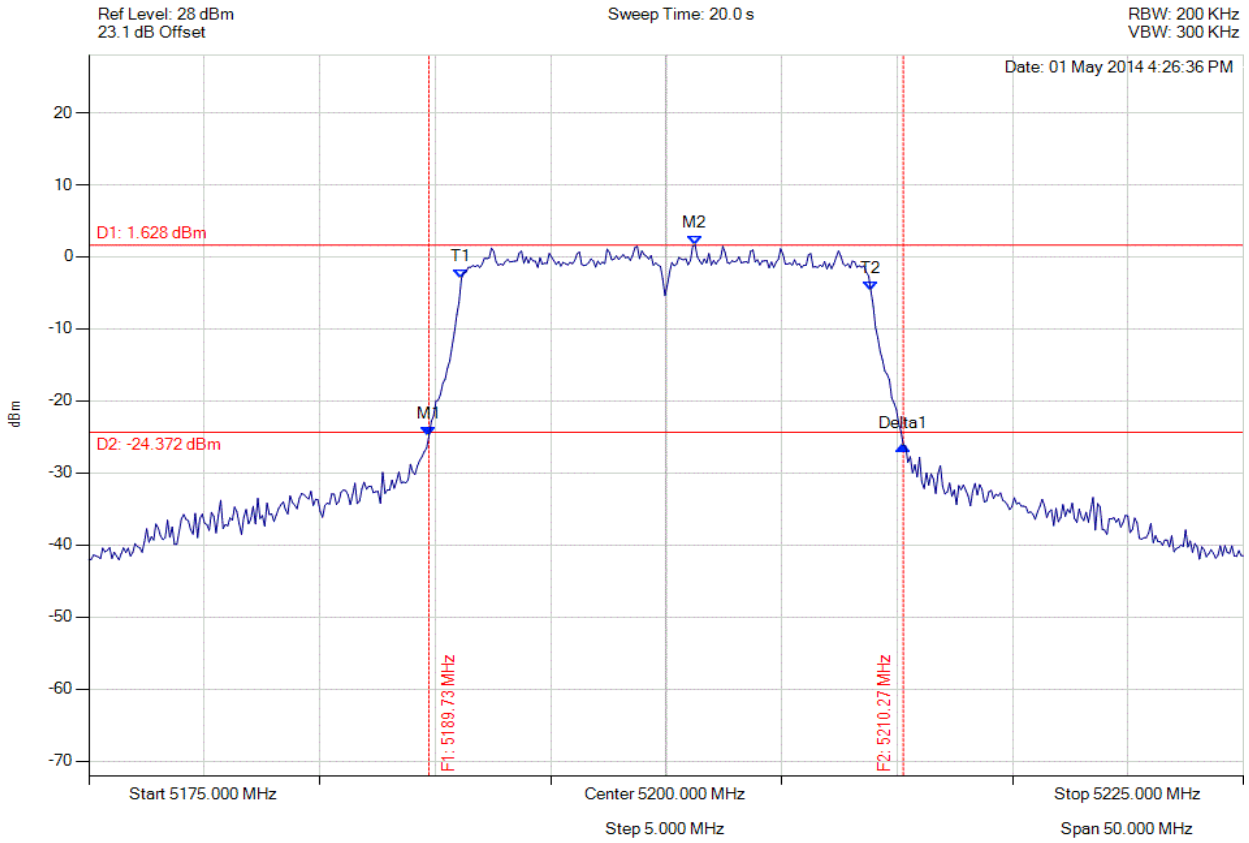

Analyser Setup	Marker : Frequency : Amplitude	Test Results
Detector = MAX PEAK Sweep Count = 0 RF Atten (dB) = 20 Trace Mode = VIEW	M1 : 5189.729 MHz : -24.892 dBm M2 : 5201.253 MHz : 1.628 dBm Delta1 : 20.541 MHz : -1.275 dB T1 : 5191.132 MHz : -3.041 dBm T2 : 5208.868 MHz : -4.762 dBm OBW : 17.735 MHz	Measured 26 dB Bandwidth: 20.541 MHz Measured 99% Bandwidth: 17.735 MHz

Back to the Matrix

26 dB & 99% BANDWIDTH

Variant: 802.11n HT-20, Channel: 5240.00 MHz, Chain a, Temp: Ambient, Voltage: 3.3 Vdc

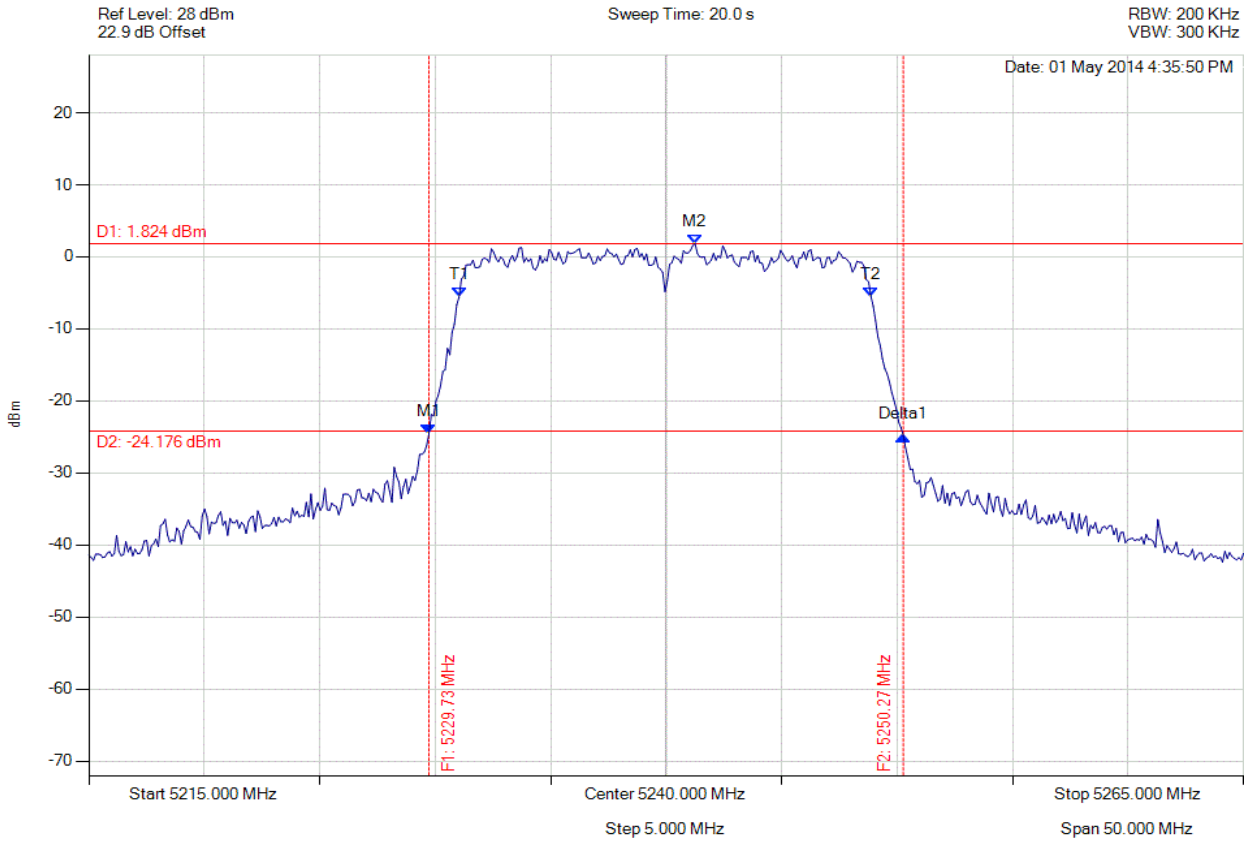

Analyser Setup	Marker : Frequency : Amplitude	Test Results
Detector = MAX PEAK Sweep Count = 0 RF Atten (dB) = 20 Trace Mode = VIEW	M1 : 5229.729 MHz : -24.554 dBm M2 : 5241.253 MHz : 1.824 dBm Delta1 : 20.541 MHz : -0.291 dB T1 : 5231.032 MHz : -5.600 dBm T2 : 5248.868 MHz : -5.467 dBm OBW : 17.836 MHz	Measured 26 dB Bandwidth: 20.541 MHz Measured 99% Bandwidth: 17.836 MHz

Back to the Matrix

26 dB & 99% BANDWIDTH

Variant: 802.11n HT-20, Channel: 5240.00 MHz, Chain b, Temp: Ambient, Voltage: 3.3 Vdc

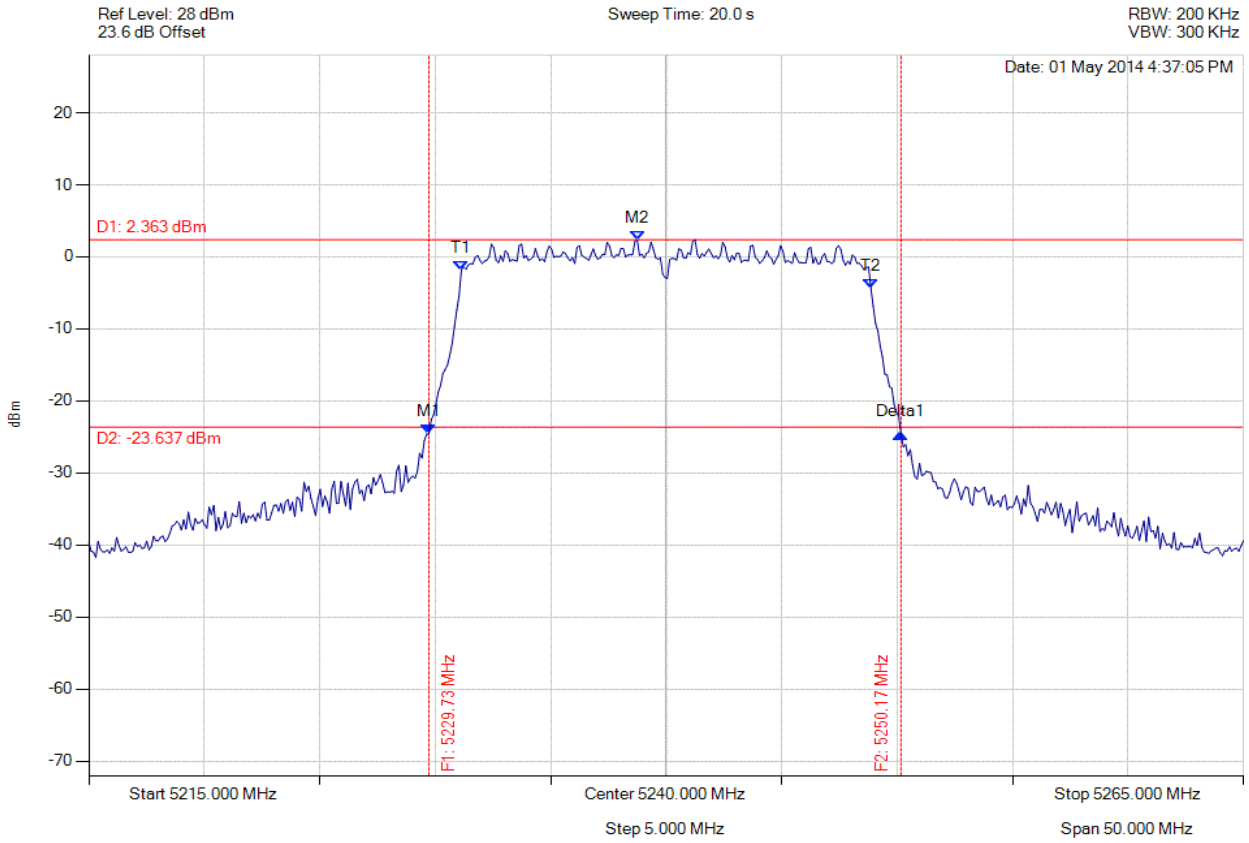

Analyser Setup	Marker : Frequency : Amplitude	Test Results
Detector = MAX PEAK Sweep Count = 0 RF Atten (dB) = 20 Trace Mode = VIEW	M1 : 5229.729 MHz : -24.599 dBm M2 : 5238.747 MHz : 2.363 dBm Delta1 : 20.441 MHz : 0.059 dB T1 : 5231.132 MHz : -1.821 dBm T2 : 5248.868 MHz : -4.424 dBm OBW : 17.735 MHz	Measured 26 dB Bandwidth: 20.441 MHz Measured 99% Bandwidth: 17.735 MHz

Back to the Matrix

26 dB & 99% BANDWIDTH

Variant: 802.11n HT-20, Channel: 5240.00 MHz, Chain c, Temp: Ambient, Voltage: 3.3 Vdc

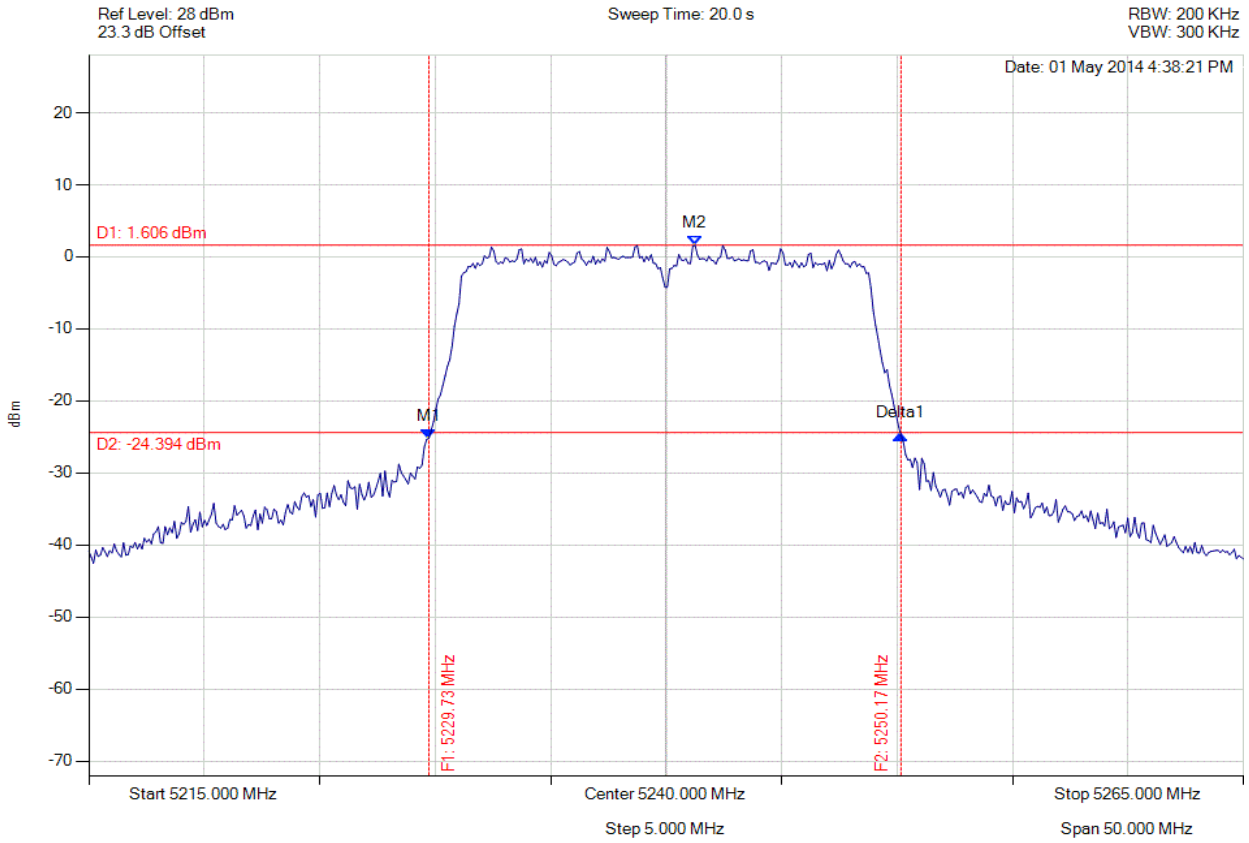

Analyser Setup	Marker : Frequency : Amplitude	Test Results
Detector = MAX PEAK Sweep Count = 0 RF Atten (dB) = 20 Trace Mode = VIEW	M1 : 5229.729 MHz : -25.178 dBm M2 : 5241.253 MHz : 1.606 dBm Delta1 : 20.441 MHz : 0.397 dB T1 : 0 Hz : 500.000 dBm T2 : 0 Hz : 500.000 dBm OBW : 17.735 MHz	Measured 26 dB Bandwidth: 20.441 MHz Measured 99% Bandwidth: 17.735 MHz

Back to the Matrix

26 dB & 99% BANDWIDTH

Variant: 802.11n HT-40, Channel: 5190.00 MHz, Chain a, Temp: Ambient, Voltage: 3.3 Vdc

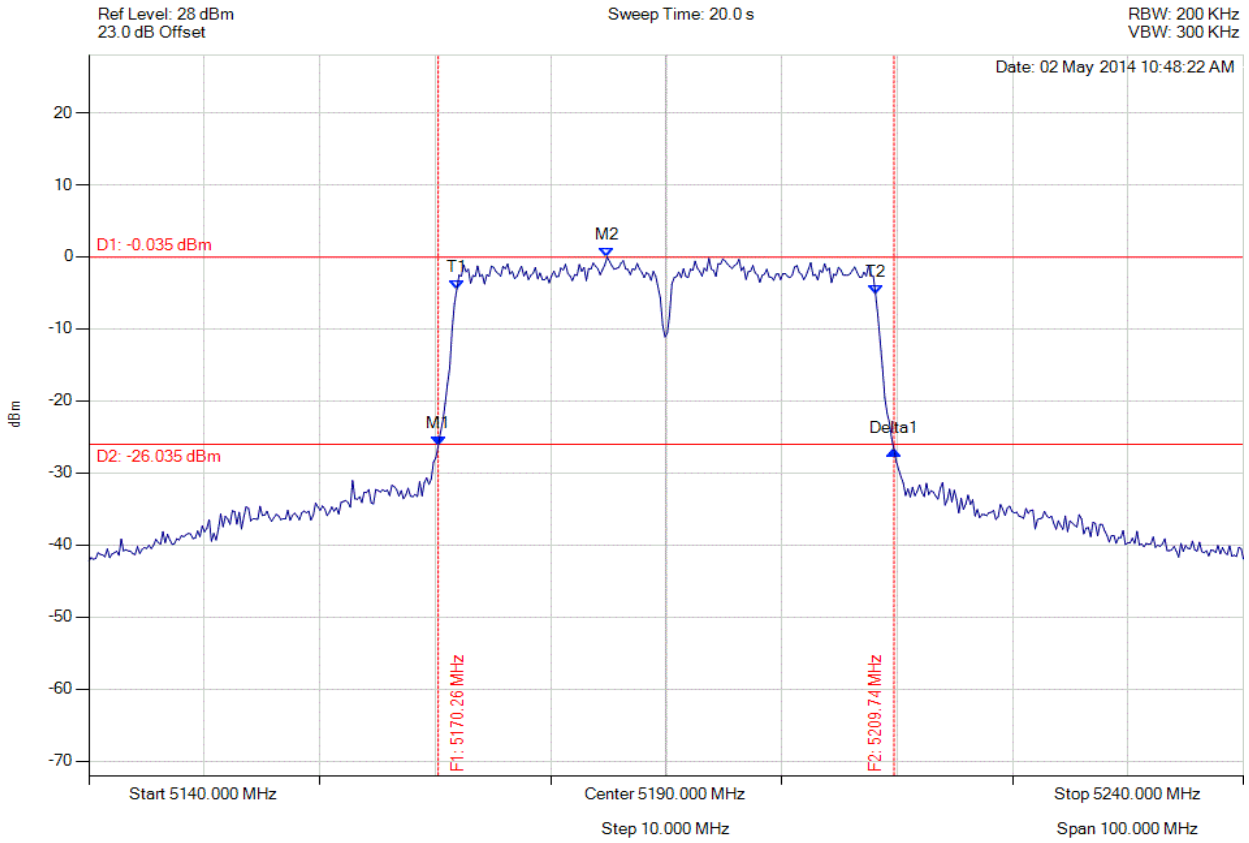

Analyser Setup	Marker : Frequency : Amplitude	Test Results
Detector = MAX PEAK Sweep Count = 0 RF Atten (dB) = 20 Trace Mode = VIEW	M1 : 5170.261 MHz : -26.226 dBm M2 : 5184.890 MHz : -0.035 dBm Delta1 : 39.479 MHz : -0.612 dB T1 : 5171.864 MHz : -4.546 dBm T2 : 5208.136 MHz : -5.154 dBm OBW : 36.273 MHz	Measured 26 dB Bandwidth: 39.479 MHz Measured 99% Bandwidth: 36.273 MHz

Back to the Matrix

26 dB & 99% BANDWIDTH

Variant: 802.11n HT-40, Channel: 5190.00 MHz, Chain b, Temp: Ambient, Voltage: 3.3 Vdc

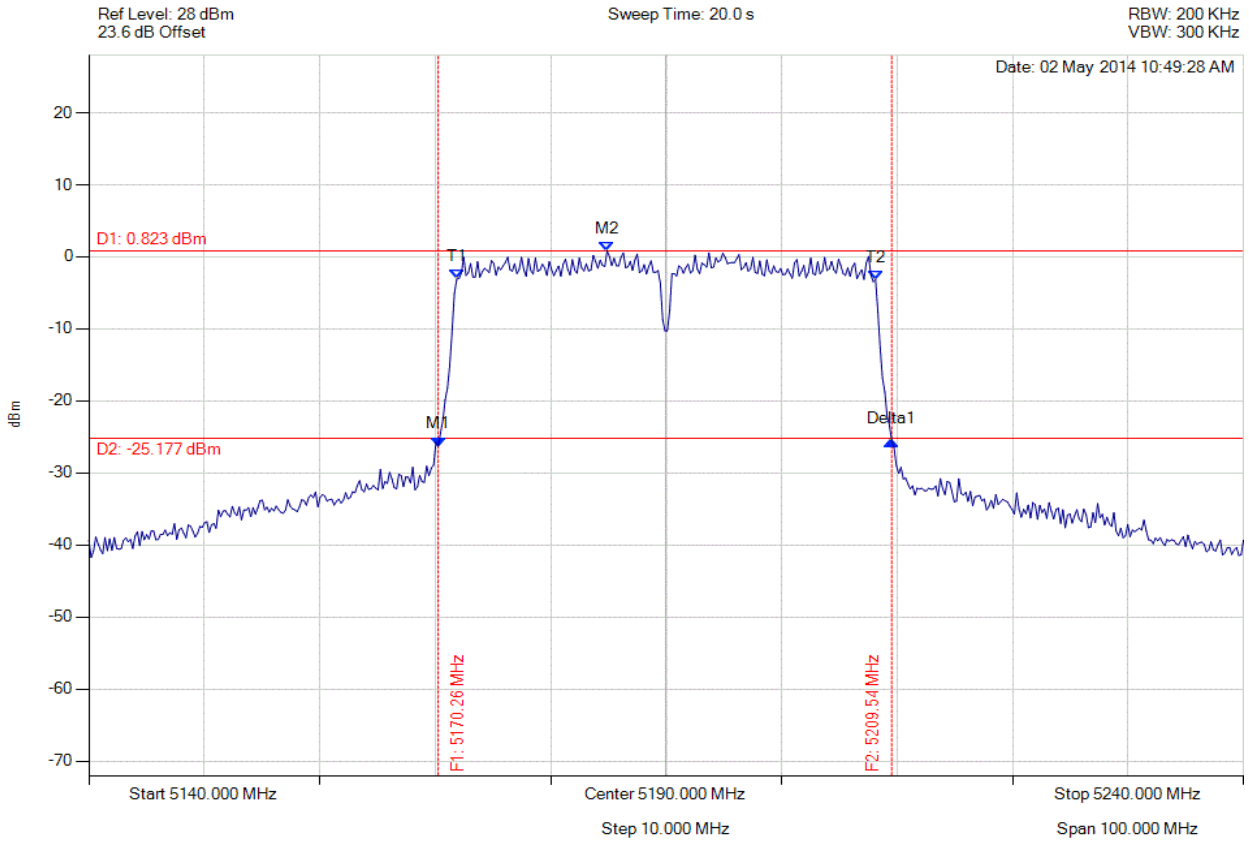

Analyser Setup	Marker : Frequency : Amplitude	Test Results
Detector = MAX PEAK Sweep Count = 0 RF Atten (dB) = 20 Trace Mode = VIEW	M1 : 5170.261 MHz : -26.303 dBm M2 : 5184.890 MHz : 0.823 dBm Delta1 : 39.279 MHz : 0.803 dB T1 : 5171.864 MHz : -3.070 dBm T2 : 5208.136 MHz : -3.131 dBm OBW : 36.273 MHz	Measured 26 dB Bandwidth: 39.279 MHz Measured 99% Bandwidth: 36.273 MHz

Back to the Matrix

26 dB & 99% BANDWIDTH

Variant: 802.11n HT-40, Channel: 5190.00 MHz, Chain c, Temp: Ambient, Voltage: 3.3 Vdc

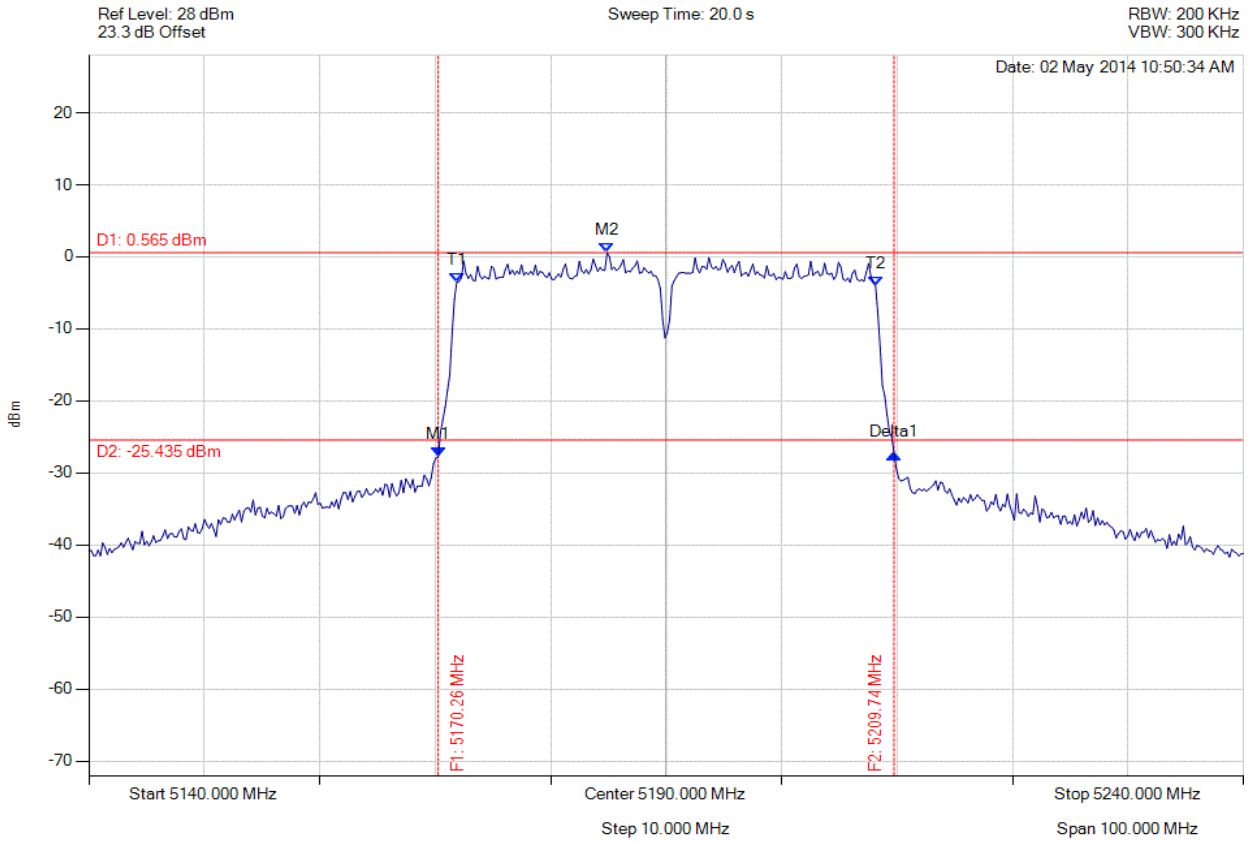

Analyser Setup	Marker : Frequency : Amplitude	Test Results
Detector = MAX PEAK Sweep Count = 0 RF Atten (dB) = 20 Trace Mode = VIEW	M1 : 5170.261 MHz : -27.773 dBm M2 : 5184.890 MHz : 0.565 dBm Delta1 : 39.479 MHz : 0.425 dB T1 : 5171.864 MHz : -3.517 dBm T2 : 5208.136 MHz : -4.031 dBm OBW : 36.273 MHz	Measured 26 dB Bandwidth: 39.479 MHz Measured 99% Bandwidth: 36.273 MHz

Back to the Matrix

26 dB & 99% BANDWIDTH

Variant: 802.11n HT-40, Channel: 5230.00 MHz, Chain a, Temp: Ambient, Voltage: 3.3 Vdc

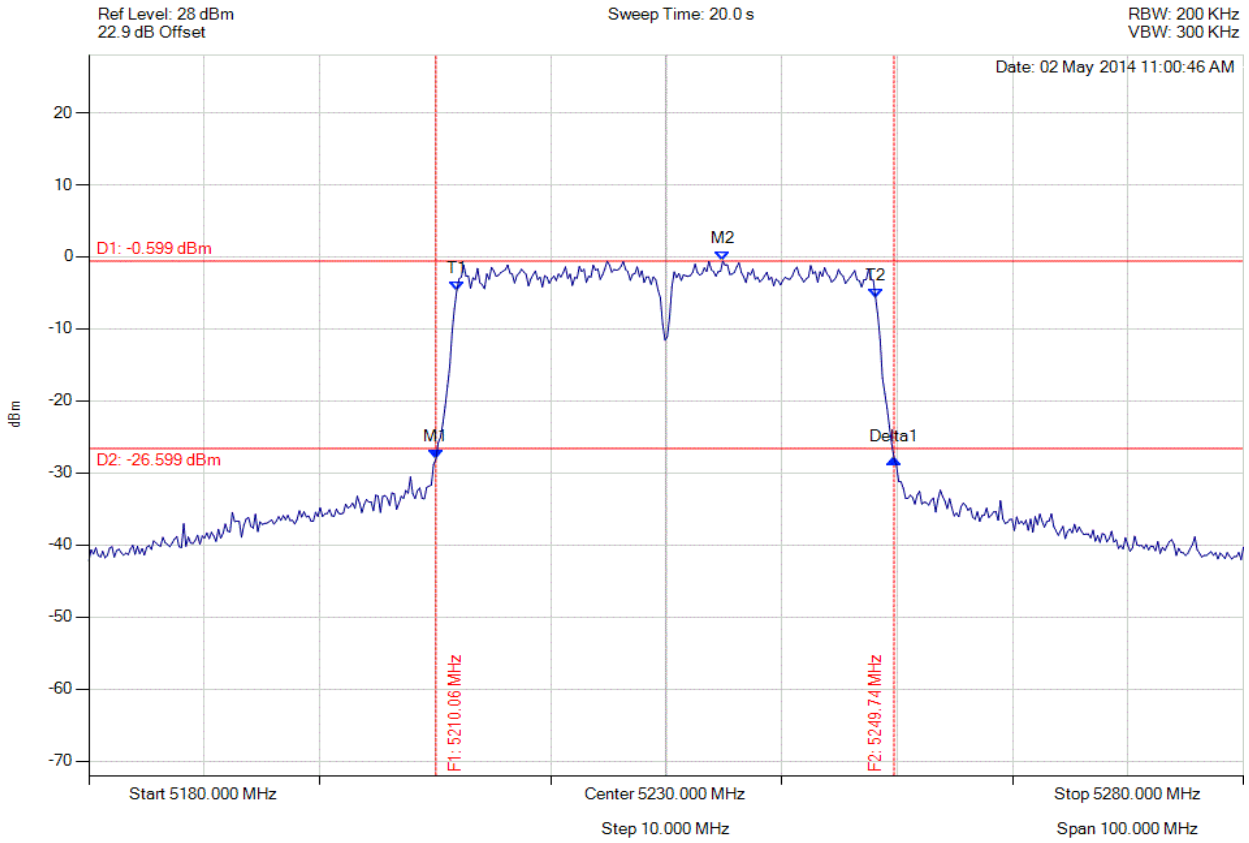

Analyser Setup	Marker : Frequency : Amplitude	Test Results
Detector = MAX PEAK Sweep Count = 0 RF Atten (dB) = 20 Trace Mode = VIEW	M1 : 5210.060 MHz : -28.085 dBm M2 : 5234.910 MHz : -0.599 dBm Delta1 : 39.679 MHz : 0.083 dB T1 : 5211.864 MHz : -4.660 dBm T2 : 5248.136 MHz : -5.658 dBm OBW : 36.273 MHz	Measured 26 dB Bandwidth: 39.679 MHz Measured 99% Bandwidth: 36.273 MHz

Back to the Matrix

26 dB & 99% BANDWIDTH

Variant: 802.11n HT-40, Channel: 5230.00 MHz, Chain b, Temp: Ambient, Voltage: 3.3 Vdc

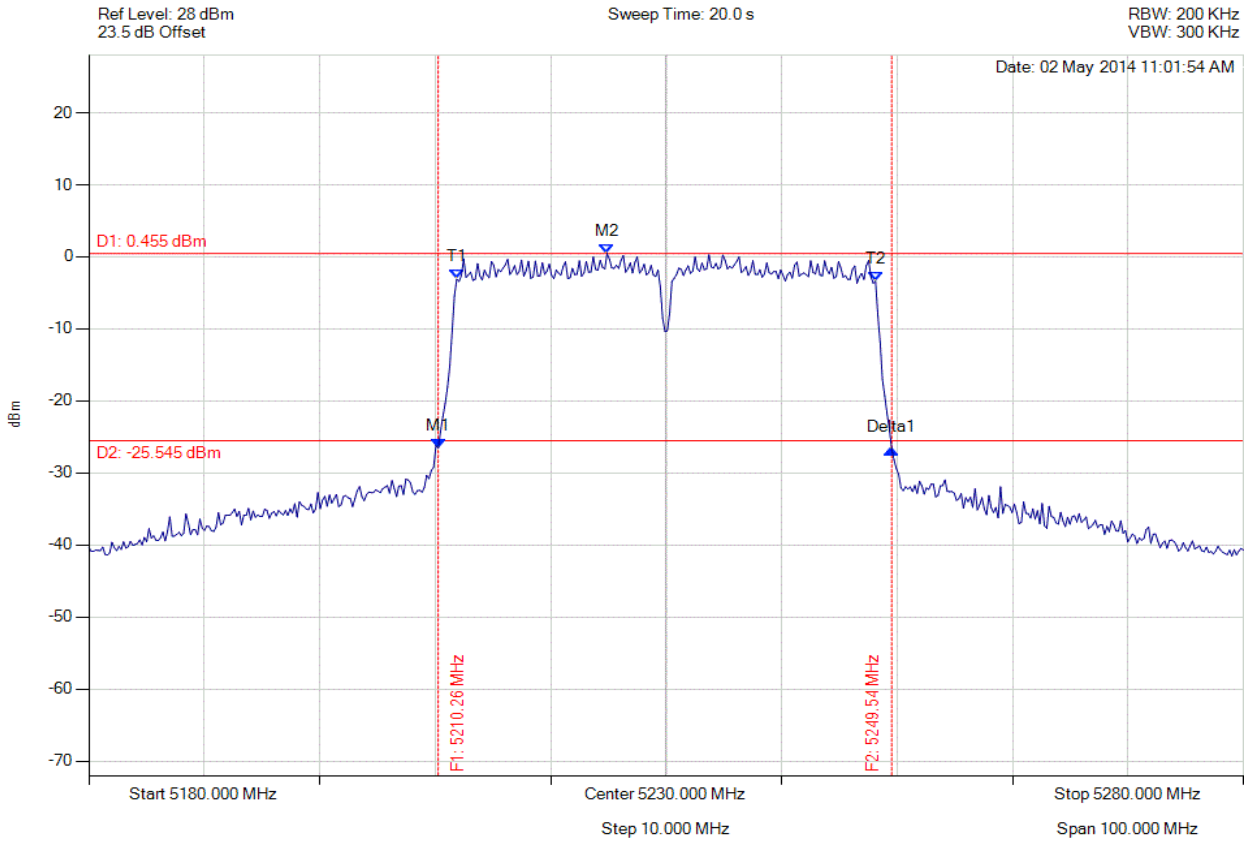

Analyser Setup	Marker : Frequency : Amplitude	Test Results
Detector = MAX PEAK Sweep Count = 0 RF Atten (dB) = 20 Trace Mode = VIEW	M1 : 5210.261 MHz : -26.537 dBm M2 : 5224.890 MHz : 0.455 dBm Delta1 : 39.279 MHz : -0.173 dB T1 : 5211.864 MHz : -3.100 dBm T2 : 5248.136 MHz : -3.373 dBm OBW : 36.273 MHz	Measured 26 dB Bandwidth: 39.279 MHz Measured 99% Bandwidth: 36.273 MHz

Back to the Matrix

26 dB & 99% BANDWIDTH

Variant: 802.11n HT-40, Channel: 5230.00 MHz, Chain c, Temp: Ambient, Voltage: 3.3 Vdc

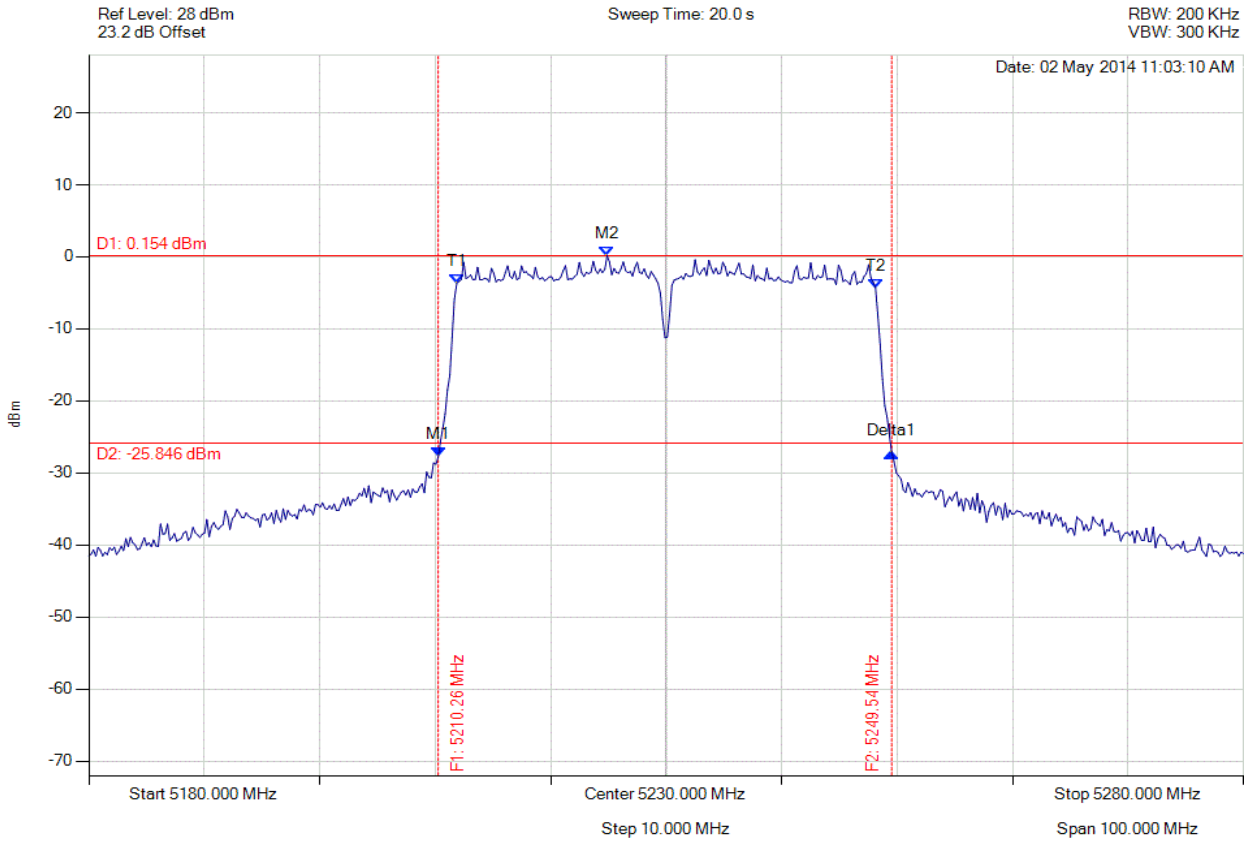

Analyser Setup	Marker : Frequency : Amplitude	Test Results
Detector = MAX PEAK Sweep Count = 0 RF Atten (dB) = 20 Trace Mode = VIEW	M1 : 5210.261 MHz : -27.755 dBm M2 : 5224.890 MHz : 0.154 dBm Delta1 : 39.279 MHz : 0.590 dB T1 : 5211.864 MHz : -3.674 dBm T2 : 5248.136 MHz : -4.367 dBm OBW : 36.273 MHz	Measured 26 dB Bandwidth: 39.279 MHz Measured 99% Bandwidth: 36.273 MHz

Back to the Matrix

26 dB & 99% BANDWIDTH

Variant: 802.11a, Channel: 5260.00 MHz, Chain a, Temp: Ambient, Voltage: 3.3 Vdc

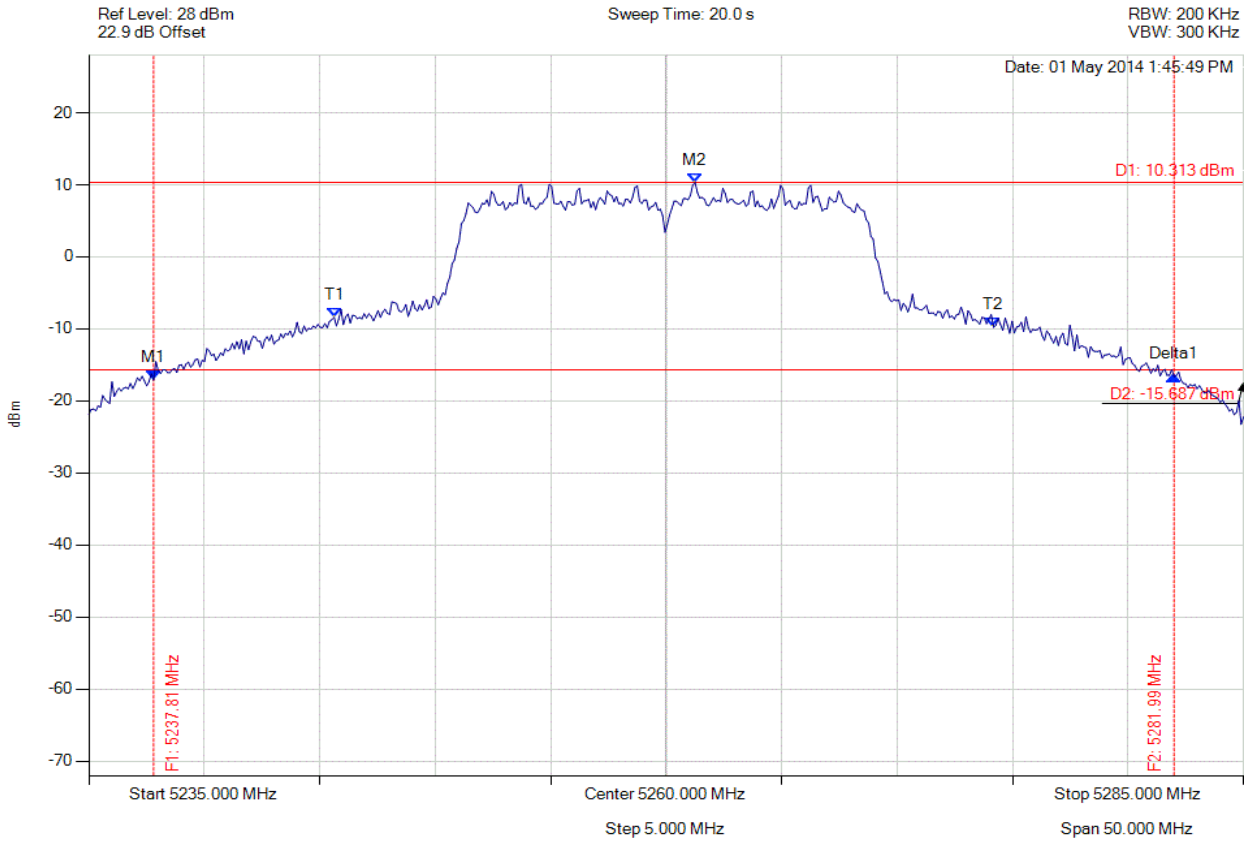

Analyser Setup	Marker : Frequency : Amplitude	Test Results
Detector = MAX PEAK Sweep Count = 0 RF Atten (dB) = 20 Trace Mode = VIEW	M1 : 5237.806 MHz : -17.113 dBm M2 : 5261.253 MHz : 10.313 dBm Delta1 : 44.188 MHz : 0.502 dB T1 : 5245.621 MHz : -8.390 dBm T2 : 5274.178 MHz : -9.779 dBm OBW : 28.557 MHz	Measured 26 dB Bandwidth: 44.188 MHz Measured 99% Bandwidth: 28.557 MHz

Back to the Matrix

26 dB & 99% BANDWIDTH

Variant: 802.11a, Channel: 5260.00 MHz, Chain b, Temp: Ambient, Voltage: 3.3 Vdc

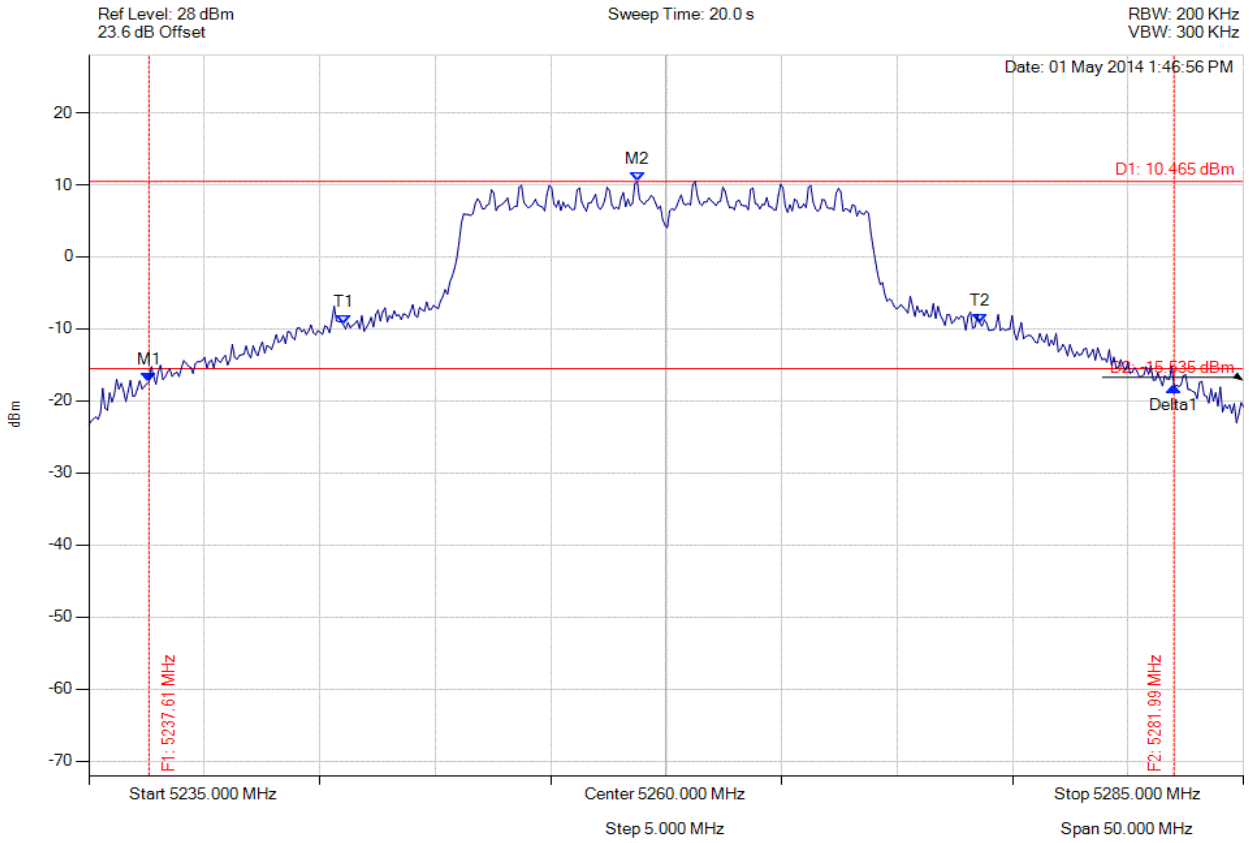

Analyser Setup	Marker : Frequency : Amplitude	Test Results
Detector = MAX PEAK Sweep Count = 0 RF Atten (dB) = 20 Trace Mode = VIEW	M1 : 5237.605 MHz : -17.348 dBm M2 : 5258.747 MHz : 10.465 dBm Delta1 : 44.389 MHz : -0.702 dB T1 : 5246.022 MHz : -9.394 dBm T2 : 5273.577 MHz : -9.195 dBm OBW : 27.555 MHz	Measured 26 dB Bandwidth: 44.389 MHz Measured 99% Bandwidth: 27.555 MHz

Back to the Matrix

26 dB & 99% BANDWIDTH

Variant: 802.11a, Channel: 5260.00 MHz, Chain c, Temp: Ambient, Voltage: 3.3 Vdc

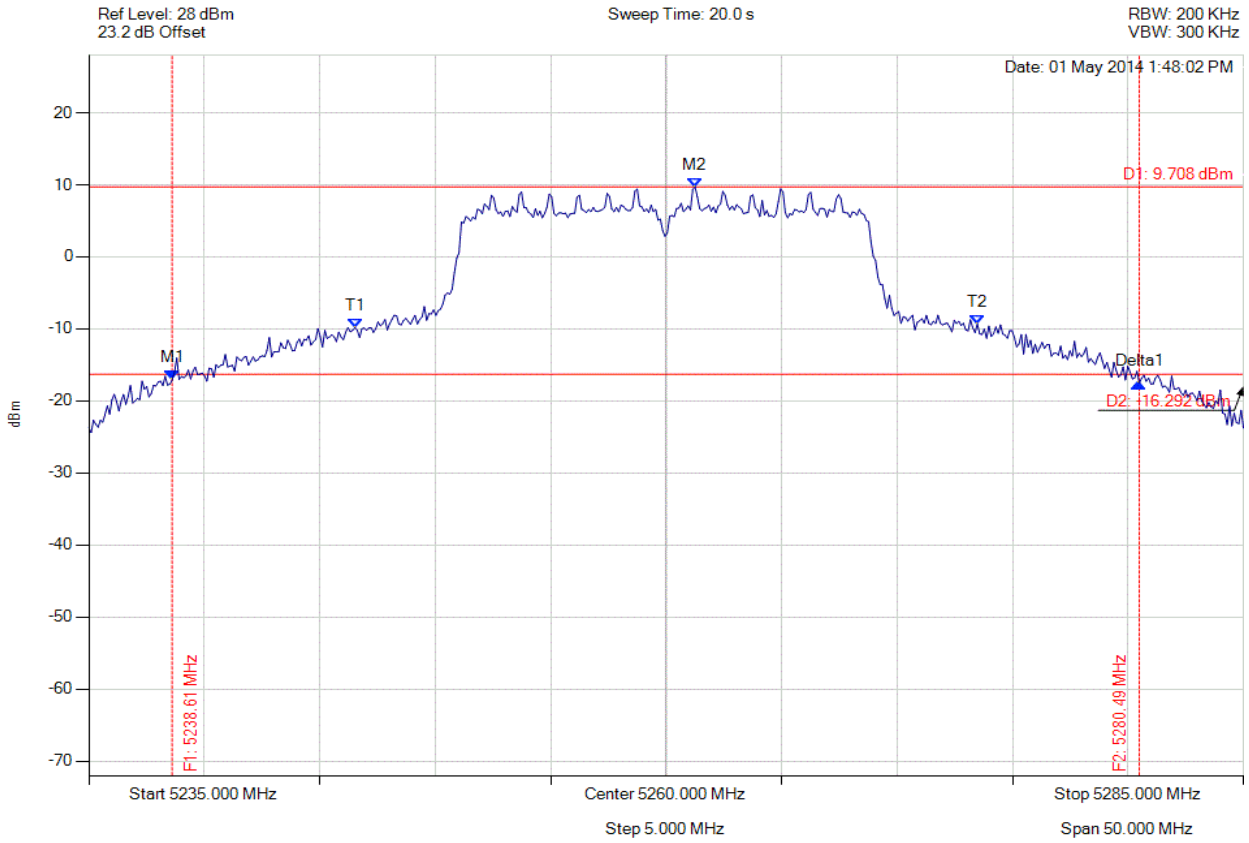

Analyser Setup	Marker : Frequency : Amplitude	Test Results
Detector = MAX PEAK Sweep Count = 0 RF Atten (dB) = 20 Trace Mode = VIEW	M1 : 5238.607 MHz : -17.100 dBm M2 : 5261.253 MHz : 9.708 dBm Delta1 : 41.884 MHz : -0.451 dB T1 : 5246.523 MHz : -9.807 dBm T2 : 5273.477 MHz : -9.342 dBm OBW : 26.954 MHz	Measured 26 dB Bandwidth: 41.884 MHz Measured 99% Bandwidth: 26.954 MHz

Back to the Matrix

26 dB & 99% BANDWIDTH

Variant: 802.11a, Channel: 5300.00 MHz, Chain a, Temp: Ambient, Voltage: 3.3 Vdc

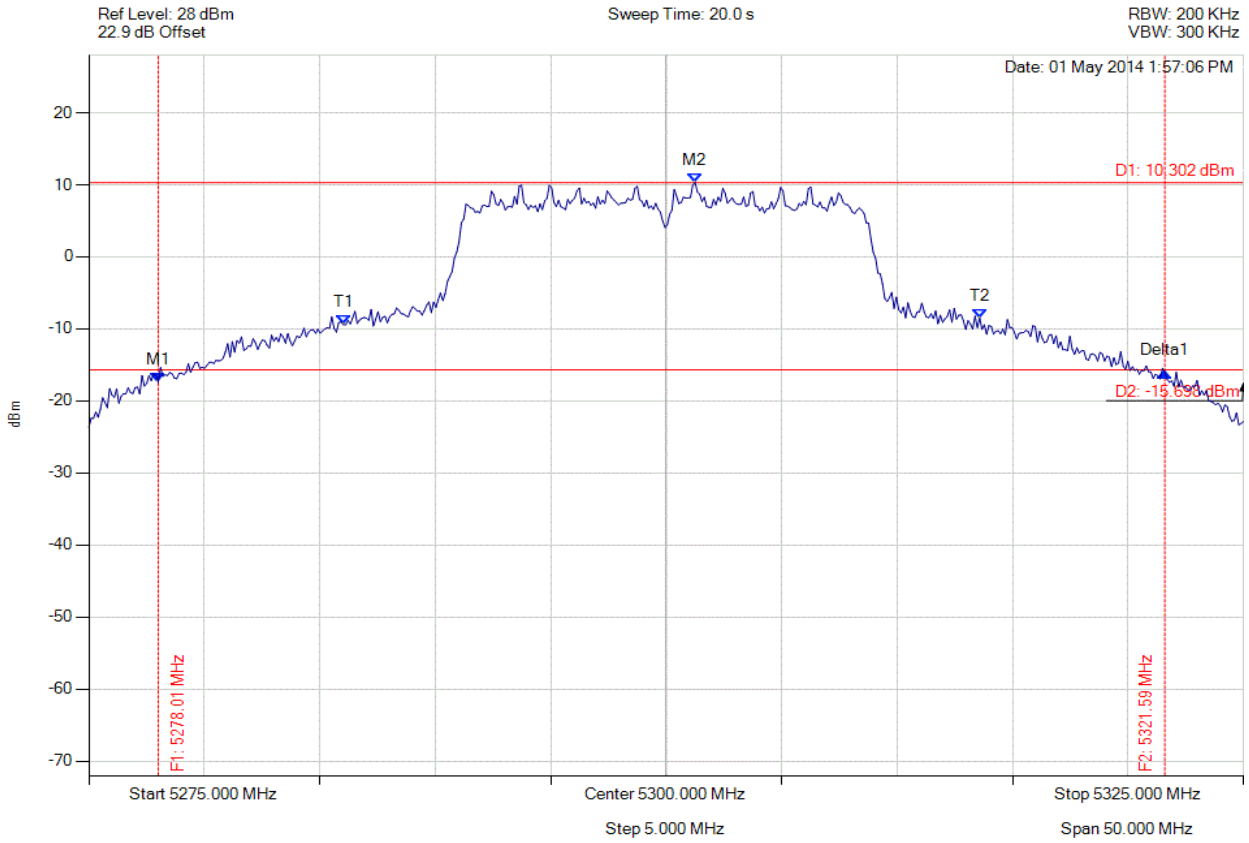

Analyser Setup	Marker : Frequency : Amplitude	Test Results
Detector = MAX PEAK Sweep Count = 0 RF Atten (dB) = 20 Trace Mode = VIEW	M1 : 5278.006 MHz : -17.438 dBm M2 : 5301.253 MHz : 10.302 dBm Delta1 : 43.587 MHz : 1.391 dB T1 : 5286.022 MHz : -9.401 dBm T2 : 5313.577 MHz : -8.477 dBm OBW : 27.555 MHz	Measured 26 dB Bandwidth: 43.587 MHz Measured 99% Bandwidth: 27.555 MHz

Back to the Matrix

26 dB & 99% BANDWIDTH

Variant: 802.11a, Channel: 5300.00 MHz, Chain b, Temp: Ambient, Voltage: 3.3 Vdc

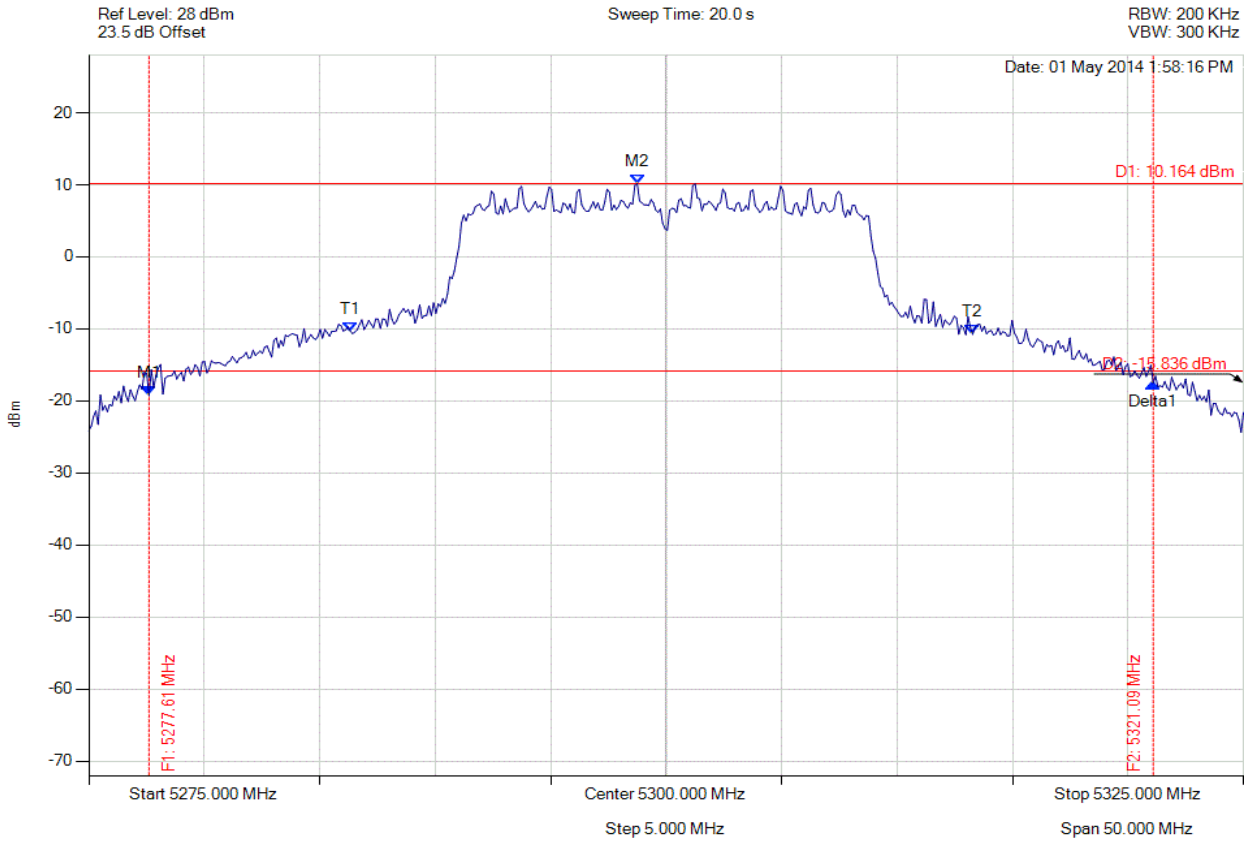

Analyser Setup	Marker : Frequency : Amplitude	Test Results
Detector = MAX PEAK Sweep Count = 0 RF Atten (dB) = 20 Trace Mode = VIEW	M1 : 5277.605 MHz : -19.266 dBm M2 : 5298.747 MHz : 10.164 dBm Delta1 : 43.487 MHz : 1.708 dB T1 : 5286.323 MHz : -10.310 dBm T2 : 5313.277 MHz : -10.763 dBm OBW : 26.954 MHz	Measured 26 dB Bandwidth: 43.487 MHz Measured 99% Bandwidth: 26.954 MHz

Back to the Matrix

26 dB & 99% BANDWIDTH

Variant: 802.11a, Channel: 5300.00 MHz, Chain c, Temp: Ambient, Voltage: 3.3 Vdc

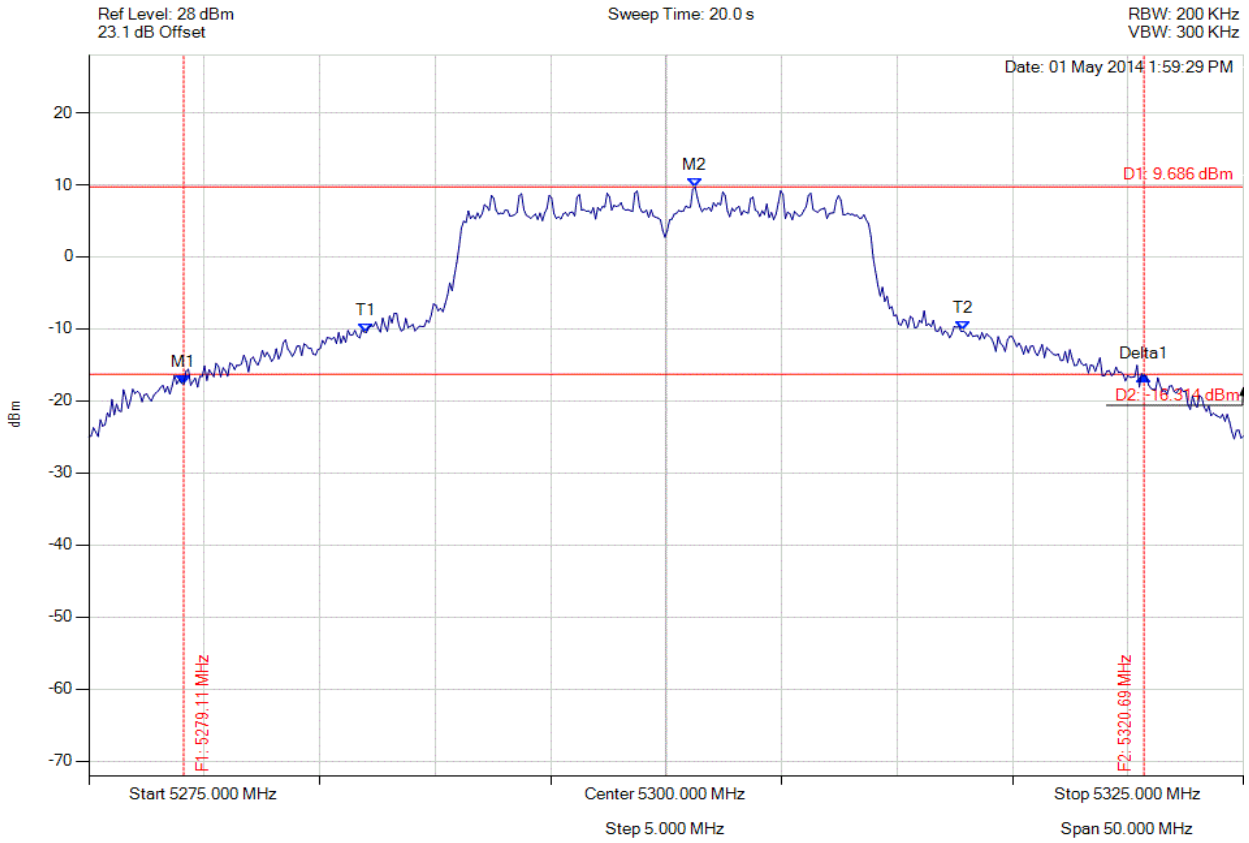

Analyser Setup	Marker : Frequency : Amplitude	Test Results
Detector = MAX PEAK Sweep Count = 0 RF Atten (dB) = 20 Trace Mode = VIEW	M1 : 5279.108 MHz : -17.668 dBm M2 : 5301.253 MHz : 9.686 dBm Delta1 : 41.583 MHz : 1.114 dB T1 : 5287.024 MHz : -10.509 dBm T2 : 5312.876 MHz : -10.285 dBm OBW : 25.852 MHz	Measured 26 dB Bandwidth: 41.583 MHz Measured 99% Bandwidth: 25.852 MHz

Back to the Matrix

26 dB & 99% BANDWIDTH

Variant: 802.11a, Channel: 5320.00 MHz, Chain a, Temp: Ambient, Voltage: 3.3 Vdc

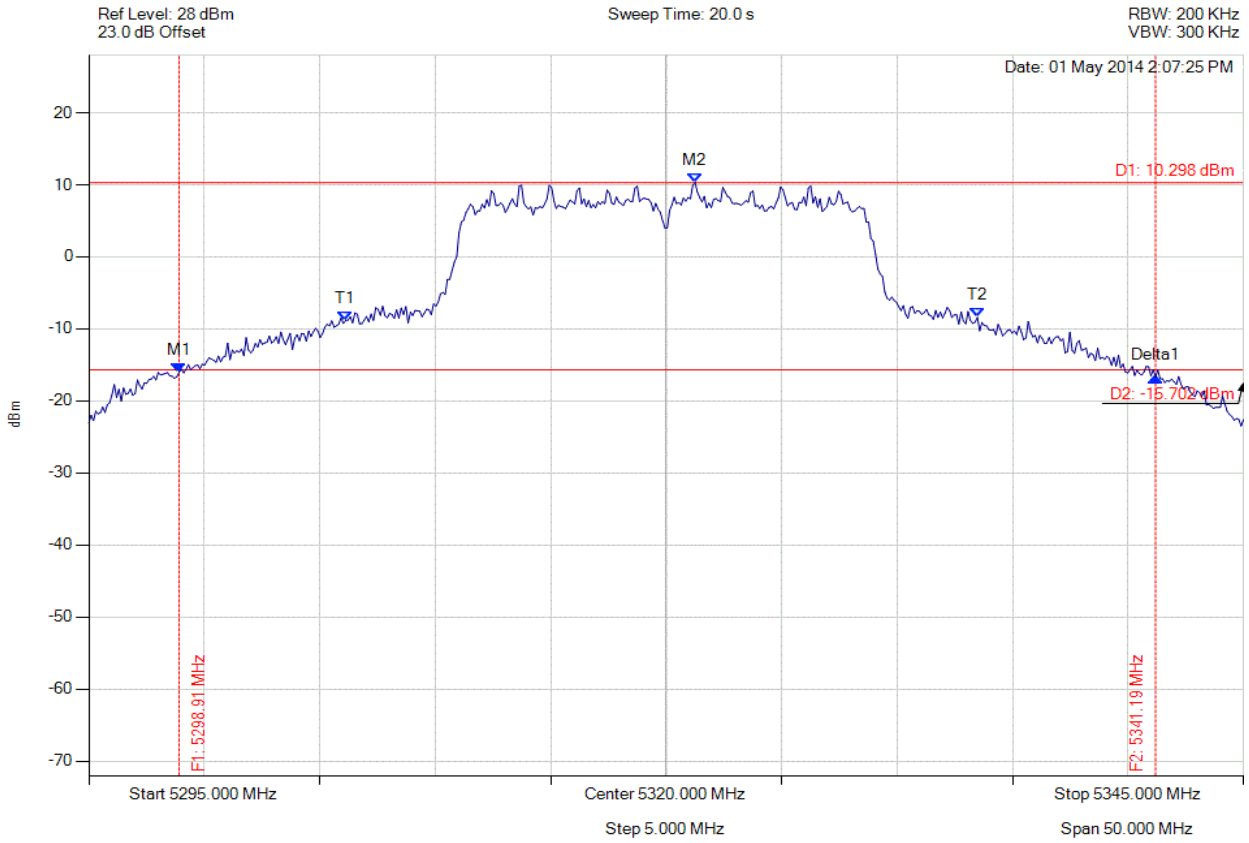

Analyser Setup	Marker : Frequency : Amplitude	Test Results
Detector = MAX PEAK Sweep Count = 0 RF Atten (dB) = 20 Trace Mode = VIEW	M1 : 5298.908 MHz : -16.057 dBm M2 : 5321.253 MHz : 10.298 dBm Delta1 : 42.285 MHz : -0.649 dB T1 : 5306.122 MHz : -8.821 dBm T2 : 5333.477 MHz : -8.420 dBm OBW : 27.355 MHz	Measured 26 dB Bandwidth: 42.285 MHz Measured 99% Bandwidth: 27.355 MHz

Back to the Matrix

26 dB & 99% BANDWIDTH

Variant: 802.11a, Channel: 5320.00 MHz, Chain b, Temp: Ambient, Voltage: 3.3 Vdc

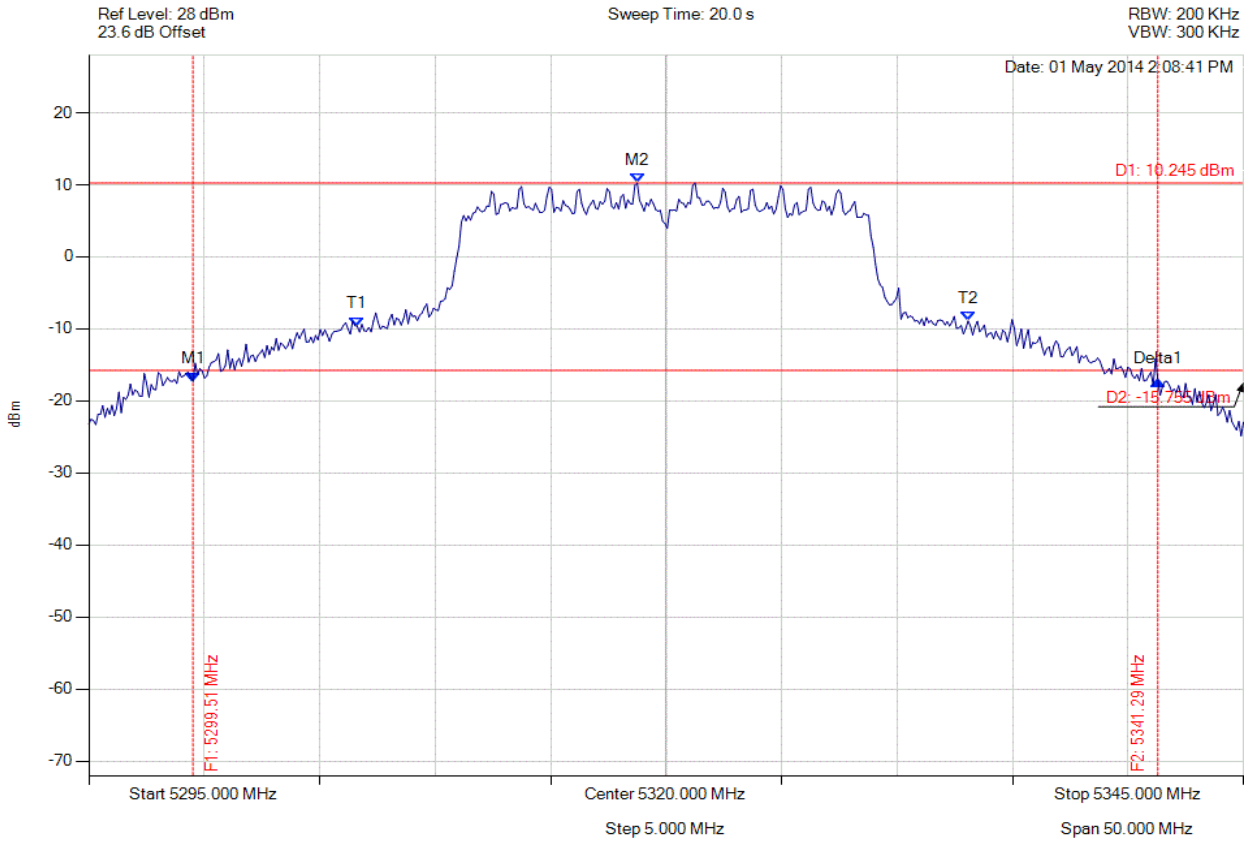

Analyser Setup	Marker : Frequency : Amplitude	Test Results
Detector = MAX PEAK Sweep Count = 0 RF Atten (dB) = 20 Trace Mode = VIEW	M1 : 5299.509 MHz : -17.300 dBm M2 : 5318.747 MHz : 10.245 dBm Delta1 : 41.784 MHz : 0.126 dB T1 : 5306.623 MHz : -9.624 dBm T2 : 5333.076 MHz : -8.906 dBm OBW : 26.453 MHz	Measured 26 dB Bandwidth: 41.784 MHz Measured 99% Bandwidth: 26.453 MHz

Back to the Matrix

26 dB & 99% BANDWIDTH

Variant: 802.11a, Channel: 5320.00 MHz, Chain c, Temp: Ambient, Voltage: 3.3 Vdc

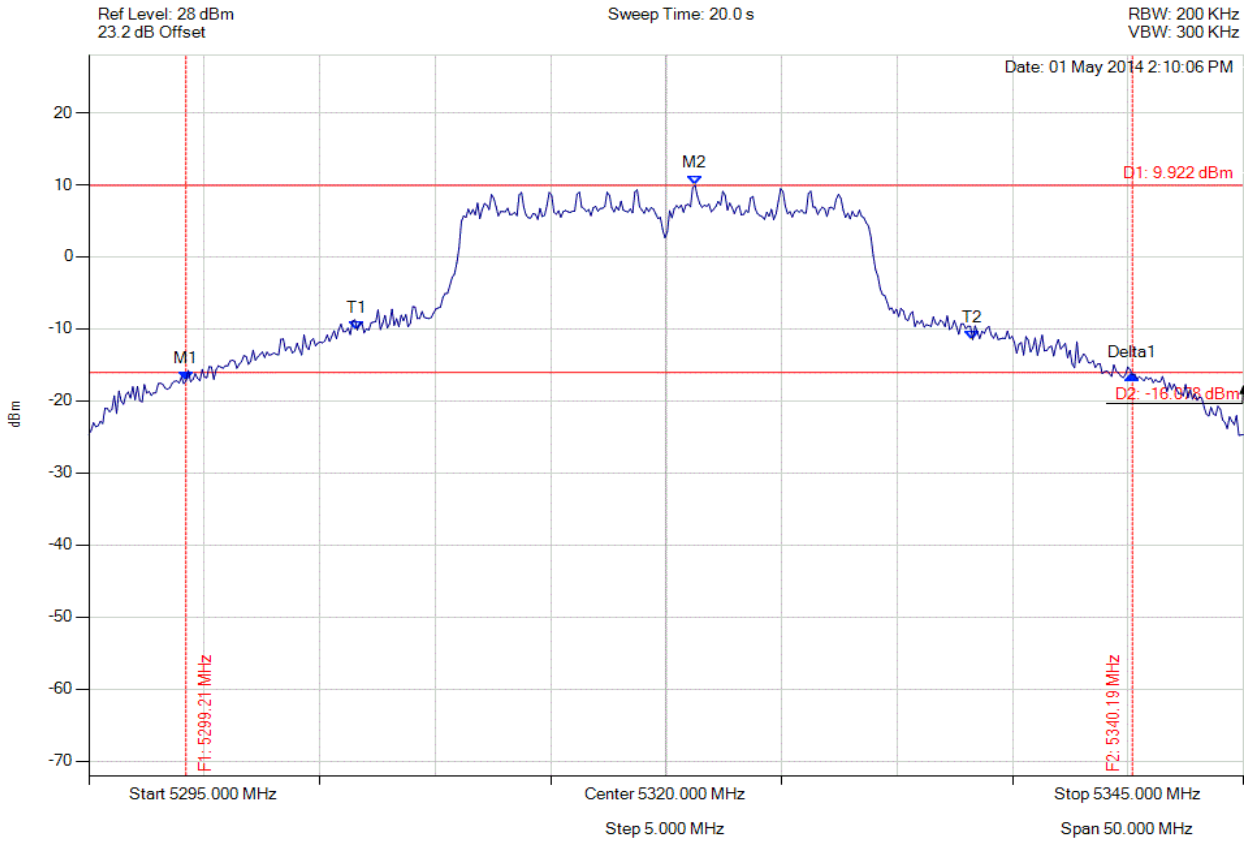

Analyser Setup	Marker : Frequency : Amplitude	Test Results
Detector = MAX PEAK Sweep Count = 0 RF Atten (dB) = 20 Trace Mode = VIEW	M1 : 5299.208 MHz : -17.259 dBm M2 : 5321.253 MHz : 9.922 dBm Delta1 : 40.982 MHz : 0.895 dB T1 : 5306.623 MHz : -10.137 dBm T2 : 5333.277 MHz : -11.489 dBm OBW : 26.653 MHz	Measured 26 dB Bandwidth: 40.982 MHz Measured 99% Bandwidth: 26.653 MHz

Back to the Matrix

26 dB & 99% BANDWIDTH

Variant: 802.11ac-40, Channel: 5270.00 MHz, Chain a, Temp: Ambient, Voltage: 3.3 Vdc

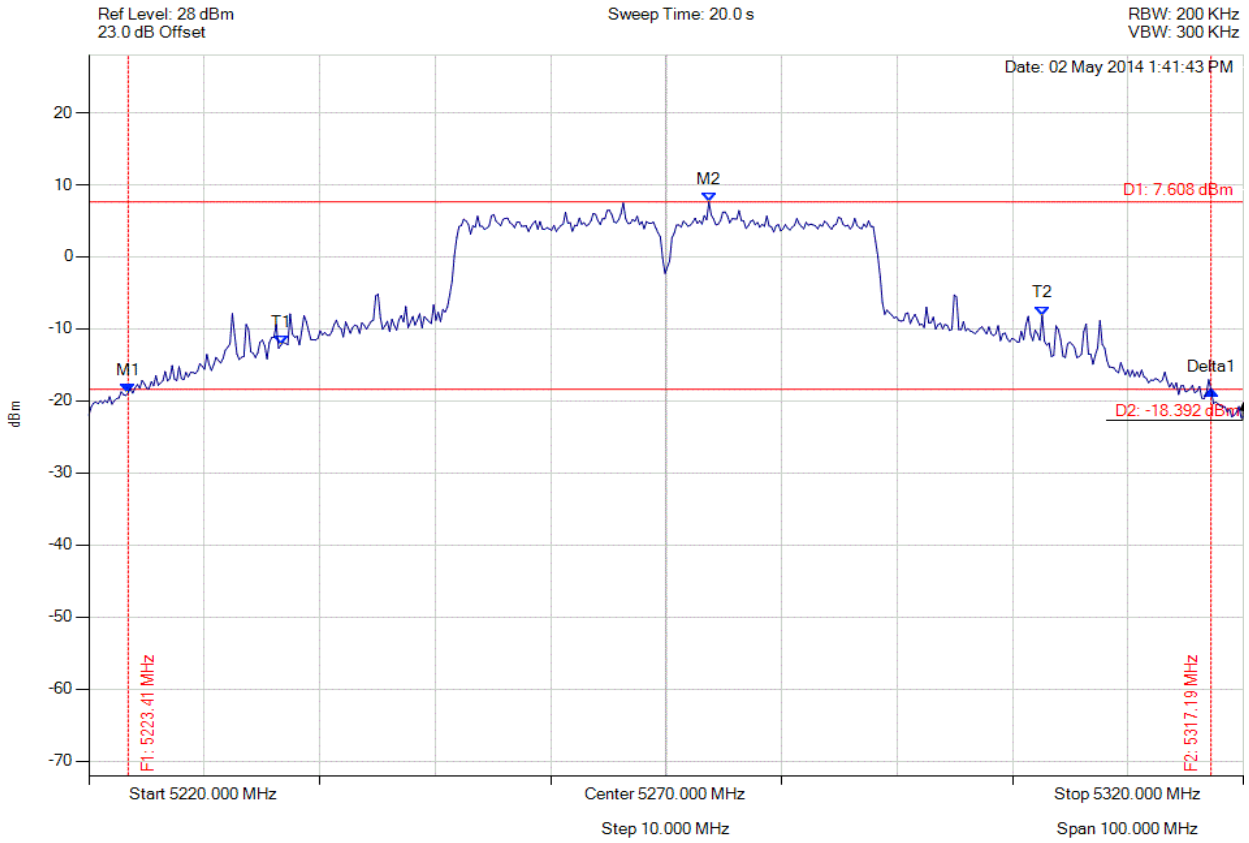

Analyser Setup	Marker : Frequency : Amplitude	Test Results
Detector = MAX PEAK Sweep Count = 0 RF Atten (dB) = 20 Trace Mode = VIEW	M1 : 5223.407 MHz : -18.884 dBm M2 : 5273.707 MHz : 7.608 dBm Delta1 : 93.788 MHz : 0.417 dB T1 : 5236.633 MHz : -12.272 dBm T2 : 5302.565 MHz : -8.123 dBm OBW : 65.932 MHz	Measured 26 dB Bandwidth: 93.788 MHz Measured 99% Bandwidth: 65.932 MHz

Back to the Matrix

26 dB & 99% BANDWIDTH

Variant: 802.11ac-40, Channel: 5270.00 MHz, Chain b, Temp: Ambient, Voltage: 3.3 Vdc

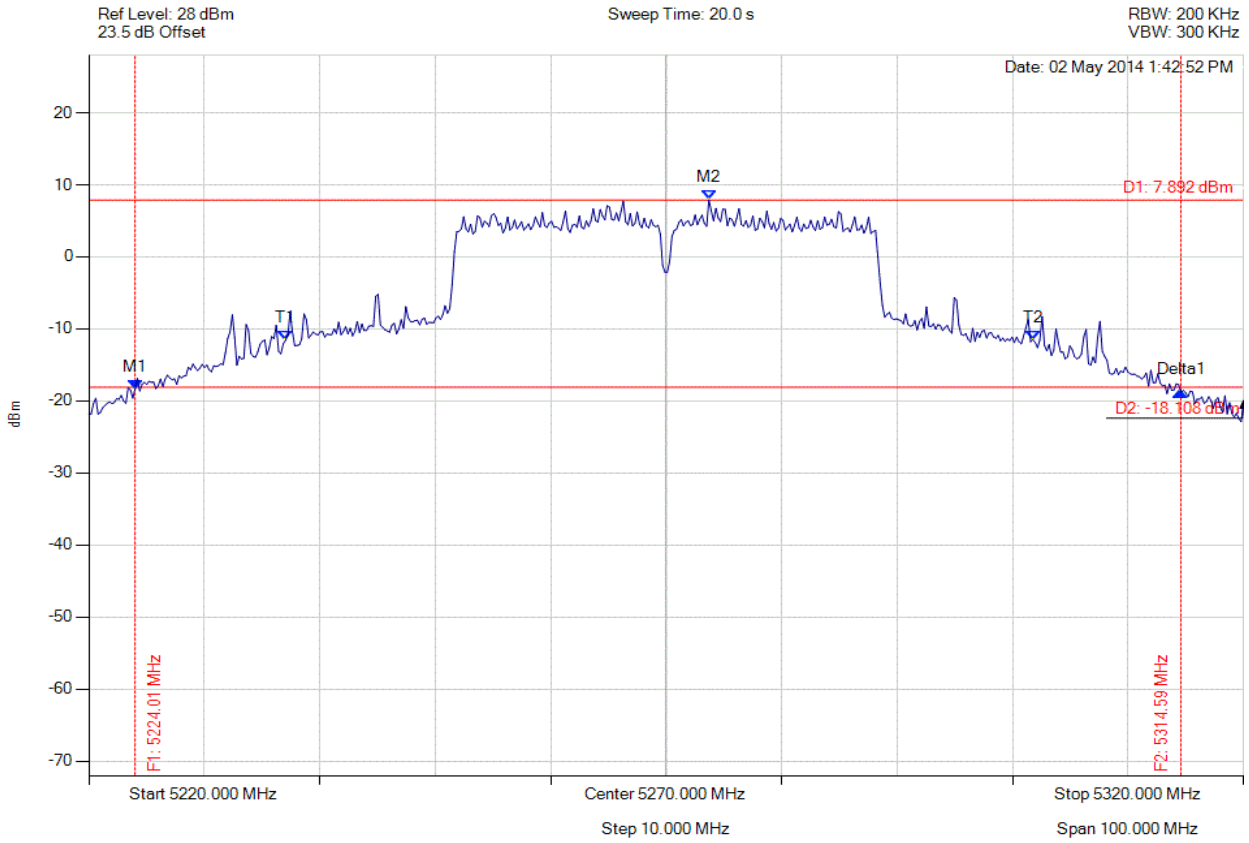

Analyser Setup	Marker : Frequency : Amplitude	Test Results
Detector = MAX PEAK Sweep Count = 0 RF Atten (dB) = 20 Trace Mode = VIEW	M1 : 5224.008 MHz : -18.329 dBm M2 : 5273.707 MHz : 7.892 dBm Delta1 : 90.581 MHz : -0.456 dB T1 : 5237.034 MHz : -11.595 dBm T2 : 5301.764 MHz : -11.497 dBm OBW : 64.729 MHz	Measured 26 dB Bandwidth: 90.581 MHz Measured 99% Bandwidth: 64.729 MHz

Back to the Matrix

26 dB & 99% BANDWIDTH

Variant: 802.11ac-40, Channel: 5270.00 MHz, Chain c, Temp: Ambient, Voltage: 3.3 Vdc

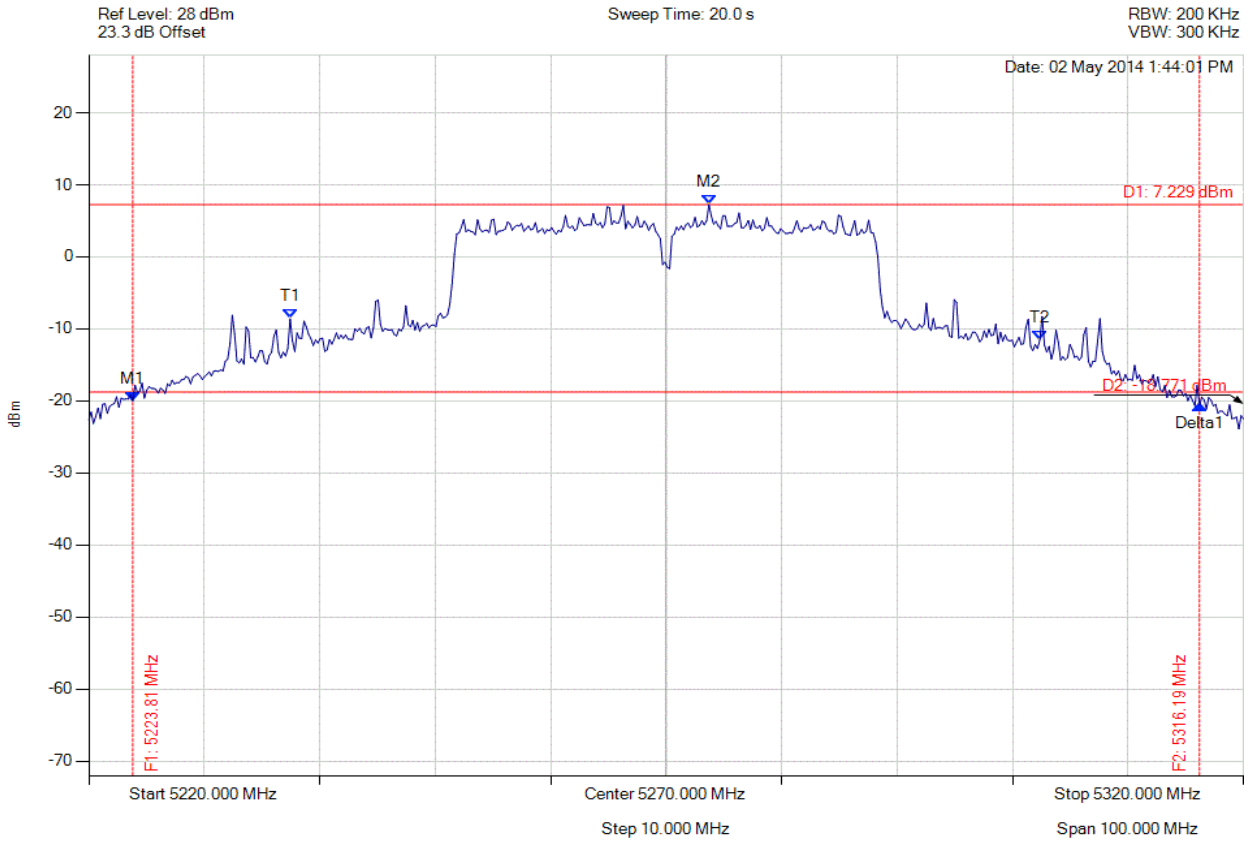

Analyser Setup	Marker : Frequency : Amplitude	Test Results
Detector = MAX PEAK Sweep Count = 0 RF Atten (dB) = 20 Trace Mode = VIEW	M1 : 5223.808 MHz : -19.998 dBm M2 : 5273.707 MHz : 7.229 dBm Delta1 : 92.385 MHz : -0.545 dB T1 : 5237.435 MHz : -8.601 dBm T2 : 5302.365 MHz : -11.534 dBm OBW : 64.930 MHz	Measured 26 dB Bandwidth: 92.385 MHz Measured 99% Bandwidth: 64.930 MHz

Back to the Matrix

26 dB & 99% BANDWIDTH

Variant: 802.11ac-40, Channel: 5310.00 MHz, Chain a, Temp: Ambient, Voltage: 3.3 Vdc

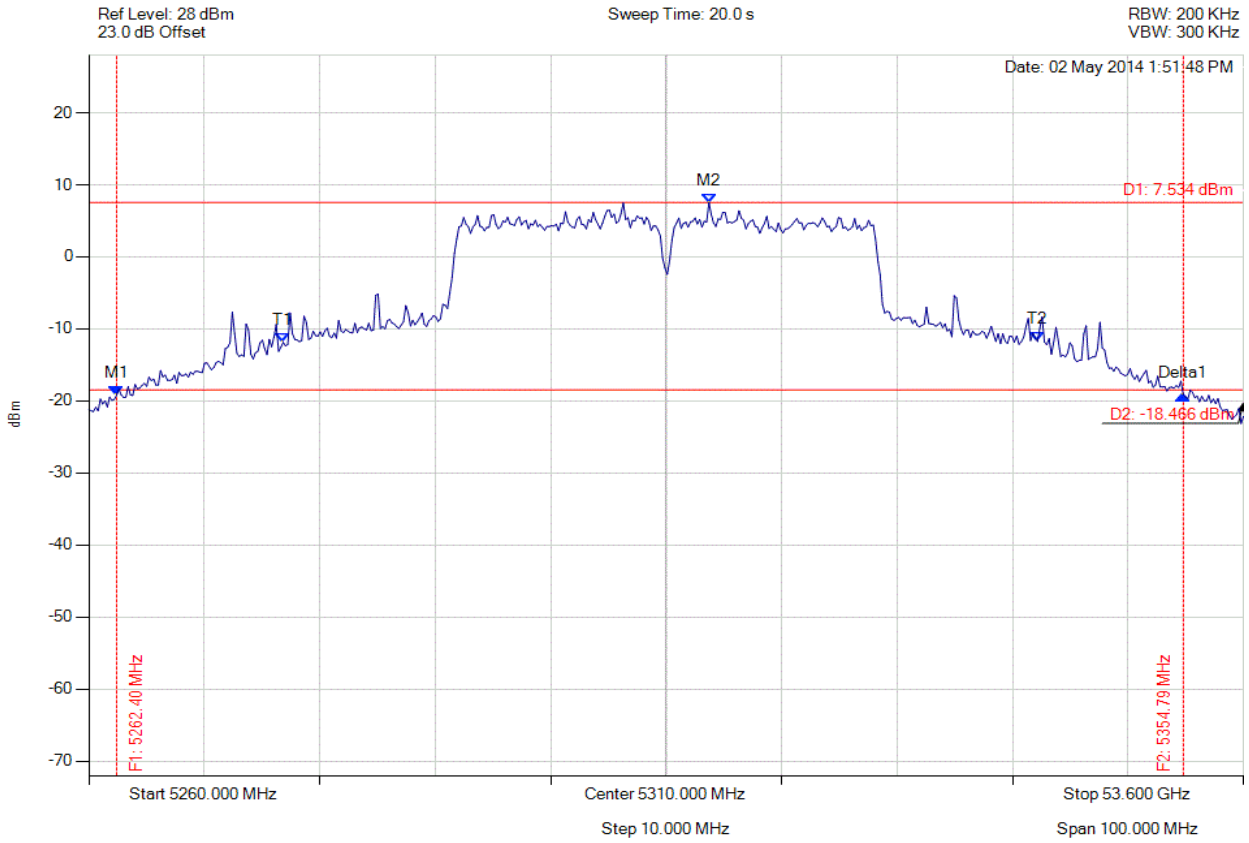

Analyser Setup	Marker : Frequency : Amplitude	Test Results
Detector = MAX PEAK Sweep Count = 0 RF Atten (dB) = 20 Trace Mode = VIEW	M1 : 5262.405 MHz : -19.222 dBm M2 : 5313.707 MHz : 7.534 dBm Delta1 : 92.385 MHz : 0.049 dB T1 : 5276.834 MHz : -11.861 dBm T2 : 5342.164 MHz : -11.756 dBm OBW : 65.331 MHz	Measured 26 dB Bandwidth: 92.385 MHz Measured 99% Bandwidth: 65.331 MHz

Back to the Matrix

26 dB & 99% BANDWIDTH

Variant: 802.11ac-40, Channel: 5310.00 MHz, Chain b, Temp: Ambient, Voltage: 3.3 Vdc

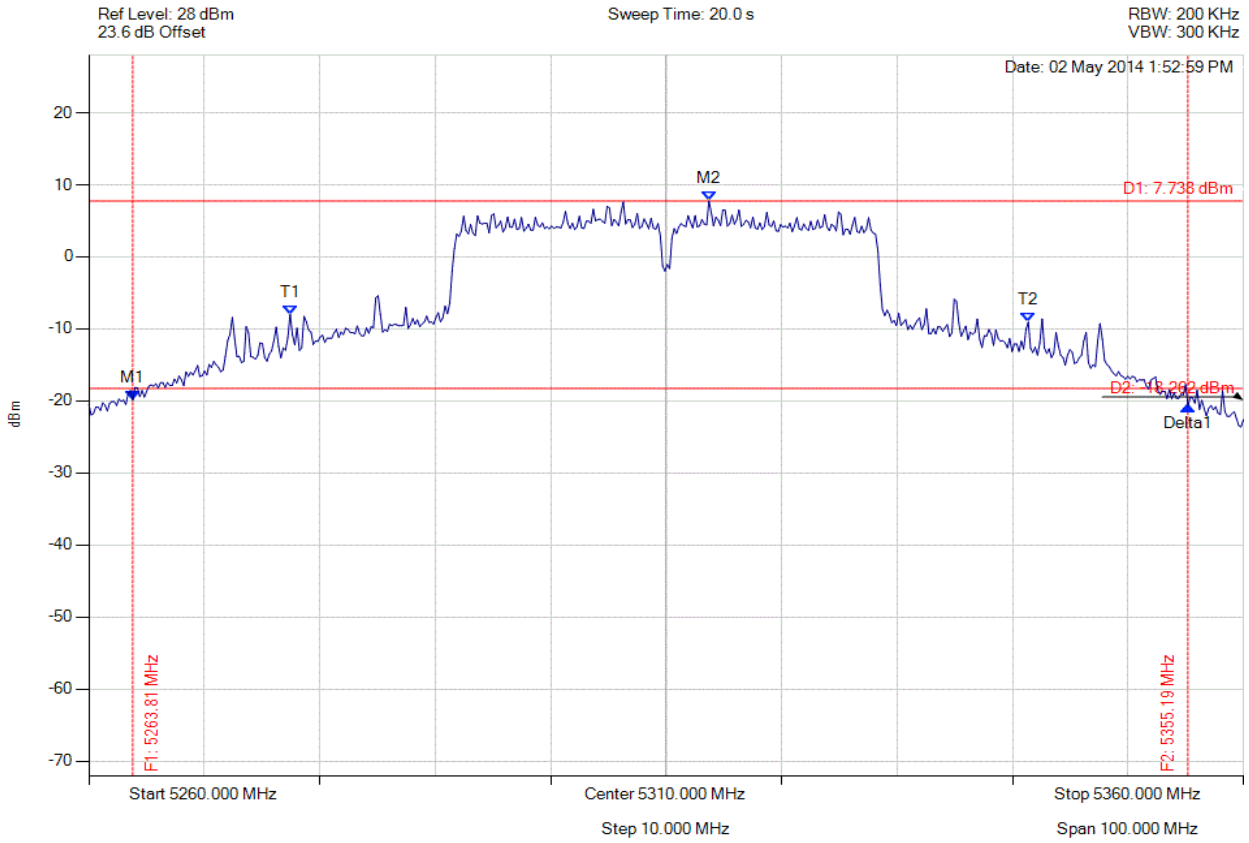

Analyser Setup	Marker : Frequency : Amplitude	Test Results
Detector = MAX PEAK Sweep Count = 0 RF Atten (dB) = 20 Trace Mode = VIEW	M1 : 5263.808 MHz : -19.917 dBm M2 : 5313.707 MHz : 7.738 dBm Delta1 : 91.383 MHz : -0.767 dB T1 : 5277.435 MHz : -7.977 dBm T2 : 5341.363 MHz : -9.065 dBm OBW : 63.928 MHz	Measured 26 dB Bandwidth: 91.383 MHz Measured 99% Bandwidth: 63.928 MHz

Back to the Matrix

26 dB & 99% BANDWIDTH

Variant: 802.11ac-40, Channel: 5310.00 MHz, Chain c, Temp: Ambient, Voltage: 3.3 Vdc

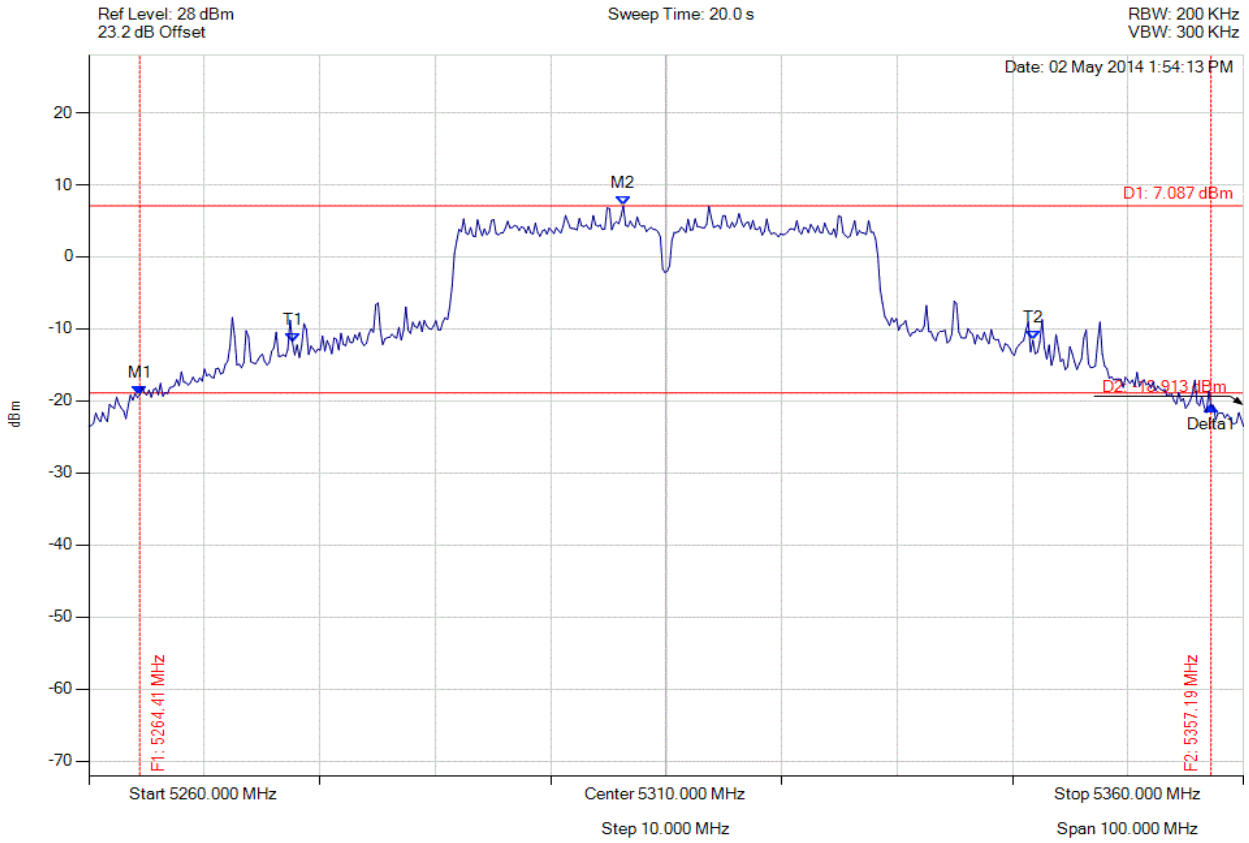

Analyser Setup	Marker : Frequency : Amplitude	Test Results
Detector = MAX PEAK Sweep Count = 0 RF Atten (dB) = 20 Trace Mode = VIEW	M1 : 5264.409 MHz : -19.163 dBm M2 : 5306.293 MHz : 7.087 dBm Delta1 : 92.786 MHz : -1.617 dB T1 : 5277.635 MHz : -11.861 dBm T2 : 5341.764 MHz : -11.575 dBm OBW : 64.128 MHz	Measured 26 dB Bandwidth: 92.786 MHz Measured 99% Bandwidth: 64.128 MHz

Back to the Matrix

26 dB & 99% BANDWIDTH

Variant: 802.11ac-80, Channel: 5290.00 MHz, Chain a, Temp: Ambient, Voltage: 3.3 Vdc

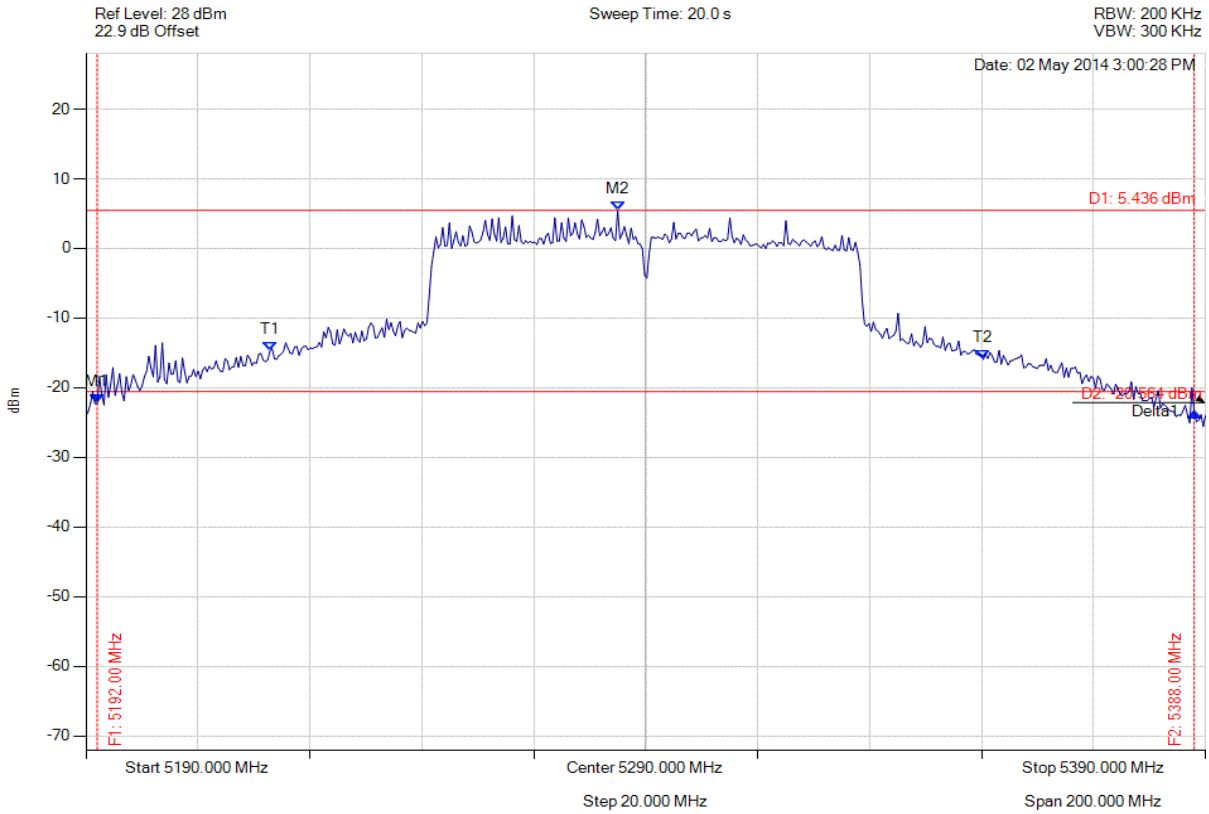

Analyser Setup	Marker : Frequency : Amplitude	Test Results
Detector = MAX PEAK Sweep Count = 0 RF Atten (dB) = 20 Trace Mode = VIEW	M1 : 5192.004 MHz : -22.252 dBm M2 : 5284.990 MHz : 5.436 dBm Delta1 : 195.992 MHz : -1.232 dB T1 : 5222.866 MHz : -14.735 dBm T2 : 5350.321 MHz : -15.933 dBm OBW : 127.455 MHz	Measured 26 dB Bandwidth: 195.992 MHz Measured 99% Bandwidth: 127.455 MHz

Back to the Matrix

26 dB & 99% BANDWIDTH

Variant: 802.11ac-80, Channel: 5290.00 MHz, Chain b, Temp: Ambient, Voltage: 3.3 Vdc

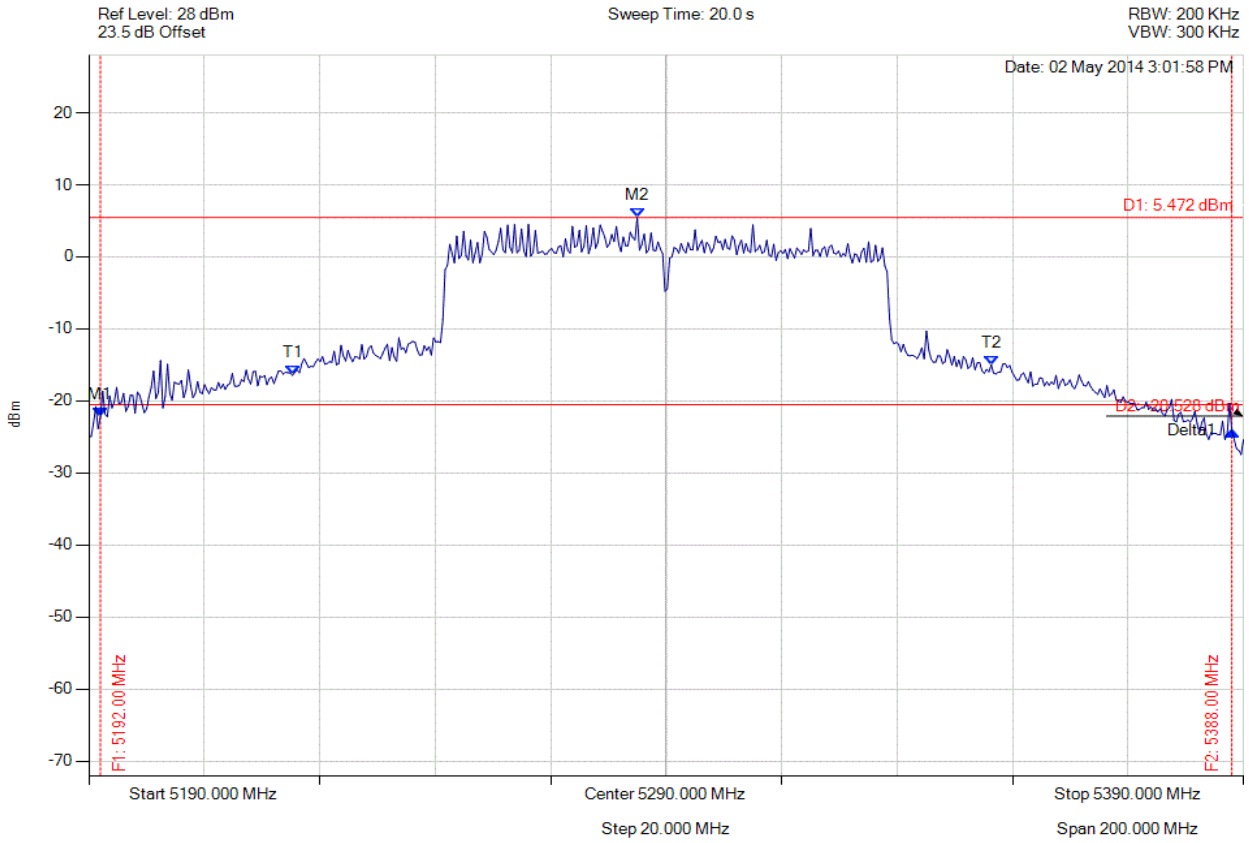

Analyser Setup	Marker : Frequency : Amplitude	Test Results
Detector = MAX PEAK Sweep Count = 0 RF Atten (dB) = 20 Trace Mode = VIEW	M1 : 5192.004 MHz : -22.203 dBm M2 : 5284.990 MHz : 5.472 dBm Delta1 : 195.992 MHz : -1.961 dB T1 : 5225.271 MHz : -16.445 dBm T2 : 5346.313 MHz : -14.989 dBm OBW : 121.042 MHz	Measured 26 dB Bandwidth: 195.992 MHz Measured 99% Bandwidth: 121.042 MHz

Back to the Matrix

26 dB & 99% BANDWIDTH

Variant: 802.11ac-80, Channel: 5290.00 MHz, Chain c, Temp: Ambient, Voltage: 3.3 Vdc

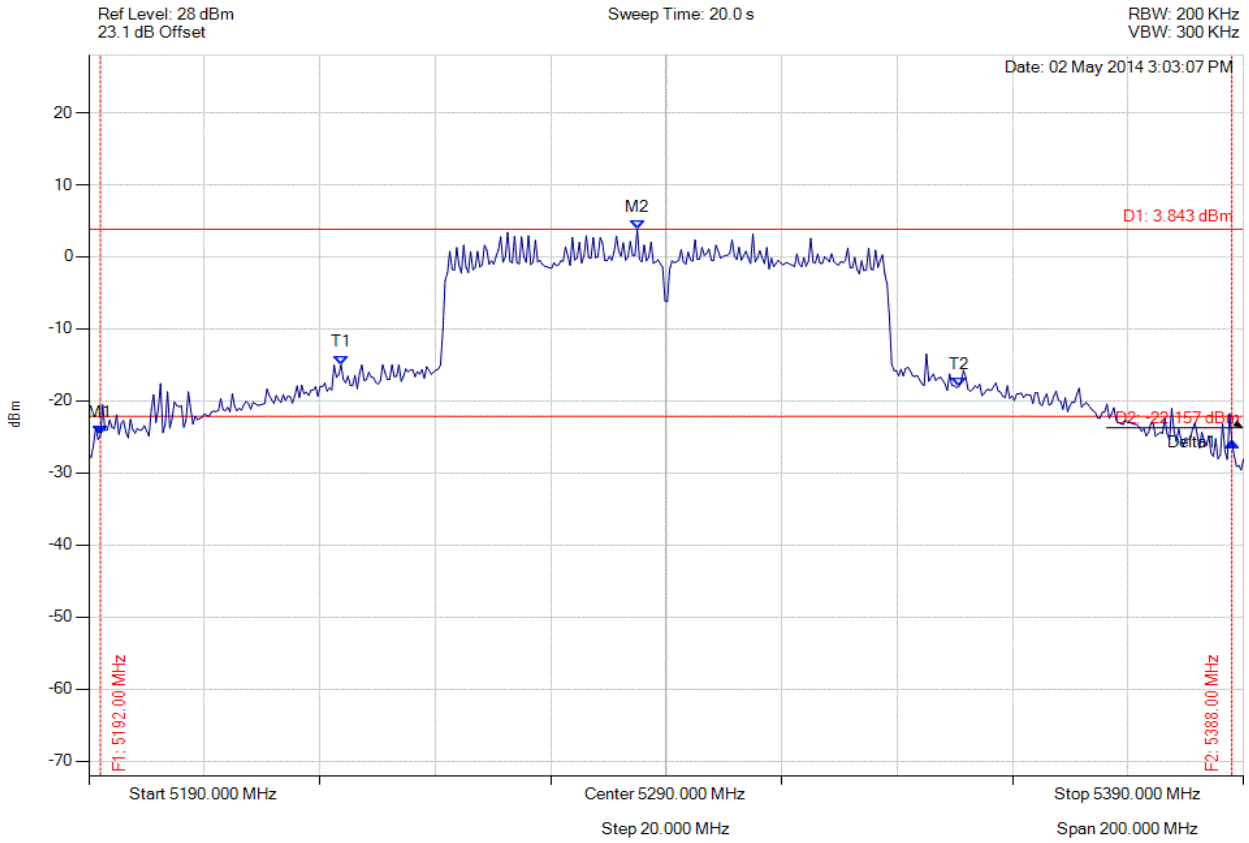

Analyser Setup	Marker : Frequency : Amplitude	Test Results
Detector = MAX PEAK Sweep Count = 0 RF Atten (dB) = 20 Trace Mode = VIEW	M1 : 5192.004 MHz : -24.733 dBm M2 : 5284.990 MHz : 3.843 dBm Delta1 : 195.992 MHz : -1.013 dB T1 : 5233.687 MHz : -14.965 dBm T2 : 5340.701 MHz : -18.038 dBm OBW : 107.014 MHz	Measured 26 dB Bandwidth: 195.992 MHz Measured 99% Bandwidth: 107.014 MHz

Back to the Matrix

26 dB & 99% BANDWIDTH

Variant: 802.11n HT-20, Channel: 5260.00 MHz, Chain a, Temp: Ambient, Voltage: 3.3 Vdc

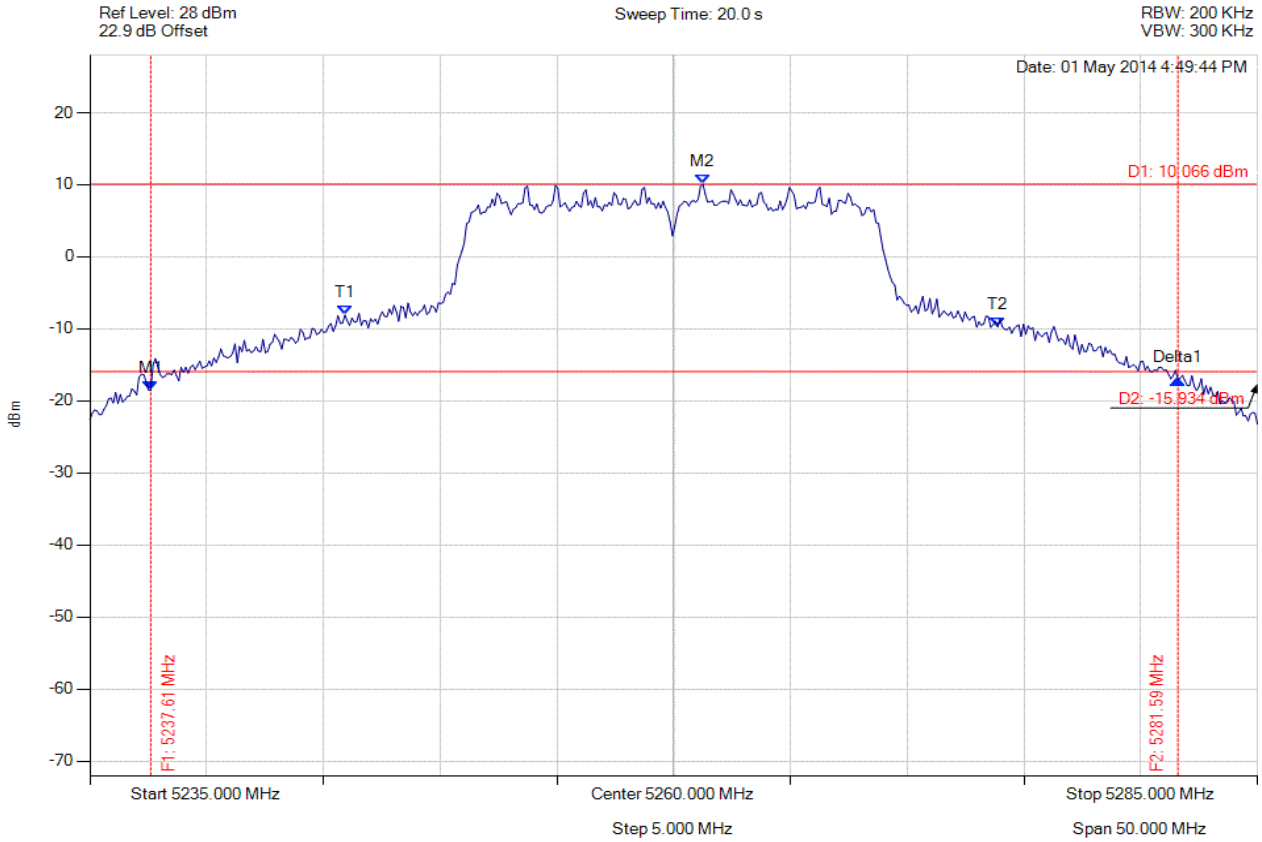

Analyser Setup	Marker : Frequency : Amplitude	Test Results
Detector = MAX PEAK Sweep Count = 0 RF Atten (dB) = 20 Trace Mode = VIEW	M1 : 5237.605 MHz : -18.567 dBm M2 : 5261.253 MHz : 10.066 dBm Delta1 : 43.988 MHz : 1.564 dB T1 : 5245.922 MHz : -8.079 dBm T2 : 5273.878 MHz : -9.726 dBm OBW : 27.956 MHz	Measured 26 dB Bandwidth: 43.988 MHz Measured 99% Bandwidth: 27.956 MHz

Back to the Matrix

26 dB & 99% BANDWIDTH

Variant: 802.11n HT-20, Channel: 5260.00 MHz, Chain b, Temp: Ambient, Voltage: 3.3 Vdc

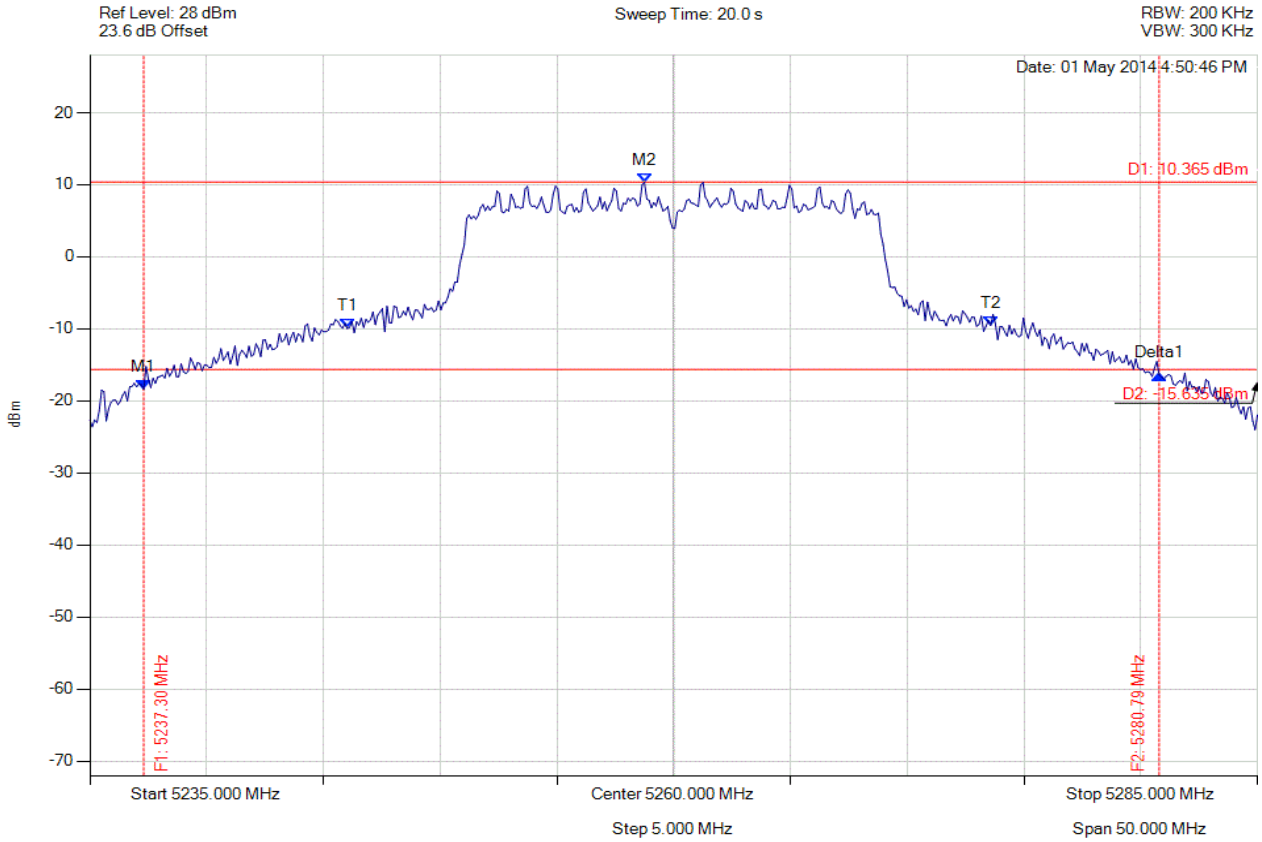

Analyser Setup	Marker : Frequency : Amplitude	Test Results
Detector = MAX PEAK Sweep Count = 0 RF Atten (dB) = 20 Trace Mode = VIEW	M1 : 5237.305 MHz : -18.408 dBm M2 : 5258.747 MHz : 10.365 dBm Delta1 : 43.487 MHz : 2.013 dB T1 : 5246.022 MHz : -9.948 dBm T2 : 5273.577 MHz : -9.545 dBm OBW : 27.555 MHz	Measured 26 dB Bandwidth: 43.487 MHz Measured 99% Bandwidth: 27.555 MHz

Back to the Matrix

26 dB & 99% BANDWIDTH

Variant: 802.11n HT-20, Channel: 5260.00 MHz, Chain c, Temp: Ambient, Voltage: 3.3 Vdc

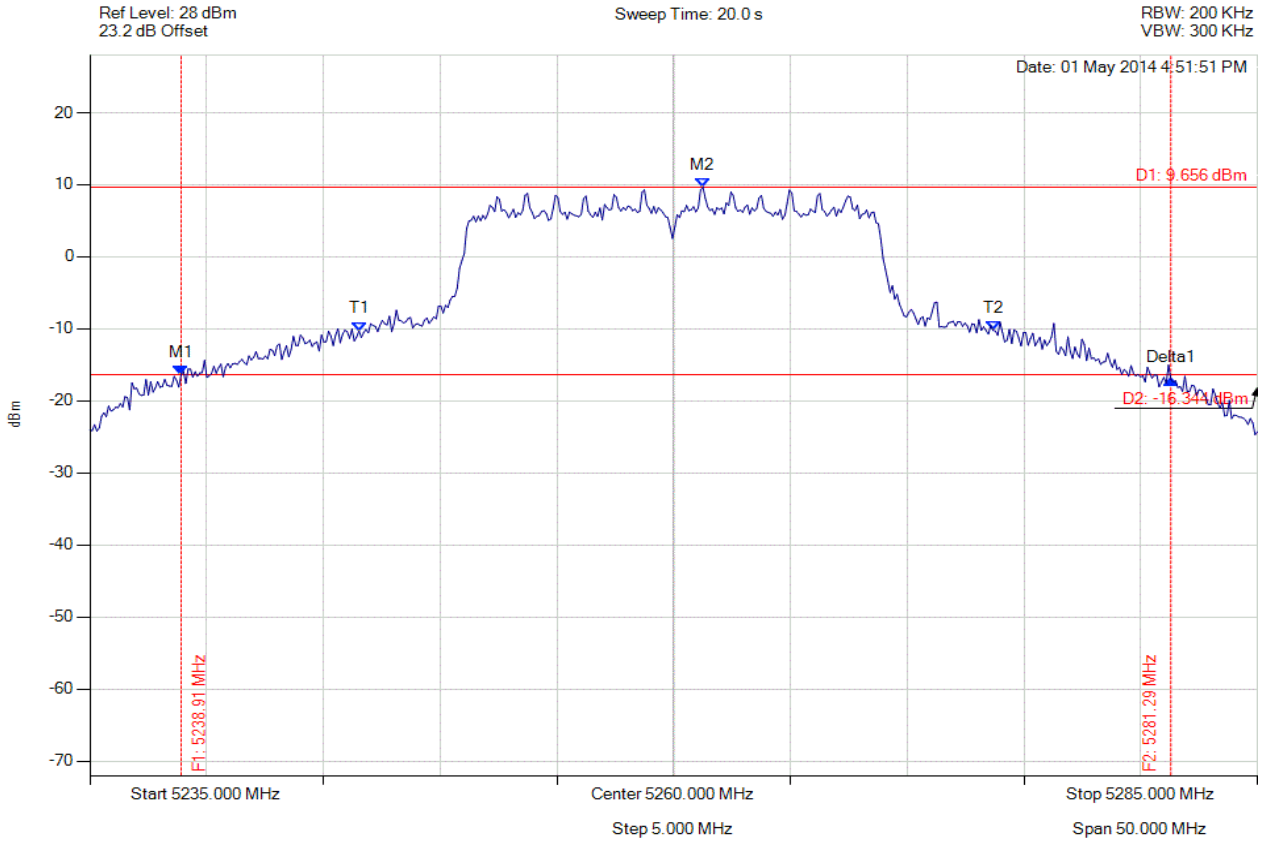

Analyser Setup	Marker : Frequency : Amplitude	Test Results
Detector = MAX PEAK Sweep Count = 0 RF Atten (dB) = 20 Trace Mode = VIEW	M1 : 5238.908 MHz : -16.362 dBm M2 : 5261.253 MHz : 9.656 dBm Delta1 : 42.385 MHz : -0.696 dB T1 : 5246.523 MHz : -10.293 dBm T2 : 5273.677 MHz : -10.208 dBm OBW : 27.154 MHz	Measured 26 dB Bandwidth: 42.385 MHz Measured 99% Bandwidth: 27.154 MHz

Back to the Matrix

26 dB & 99% BANDWIDTH

Variant: 802.11n HT-20, Channel: 5300.00 MHz, Chain a, Temp: Ambient, Voltage: 3.3 Vdc

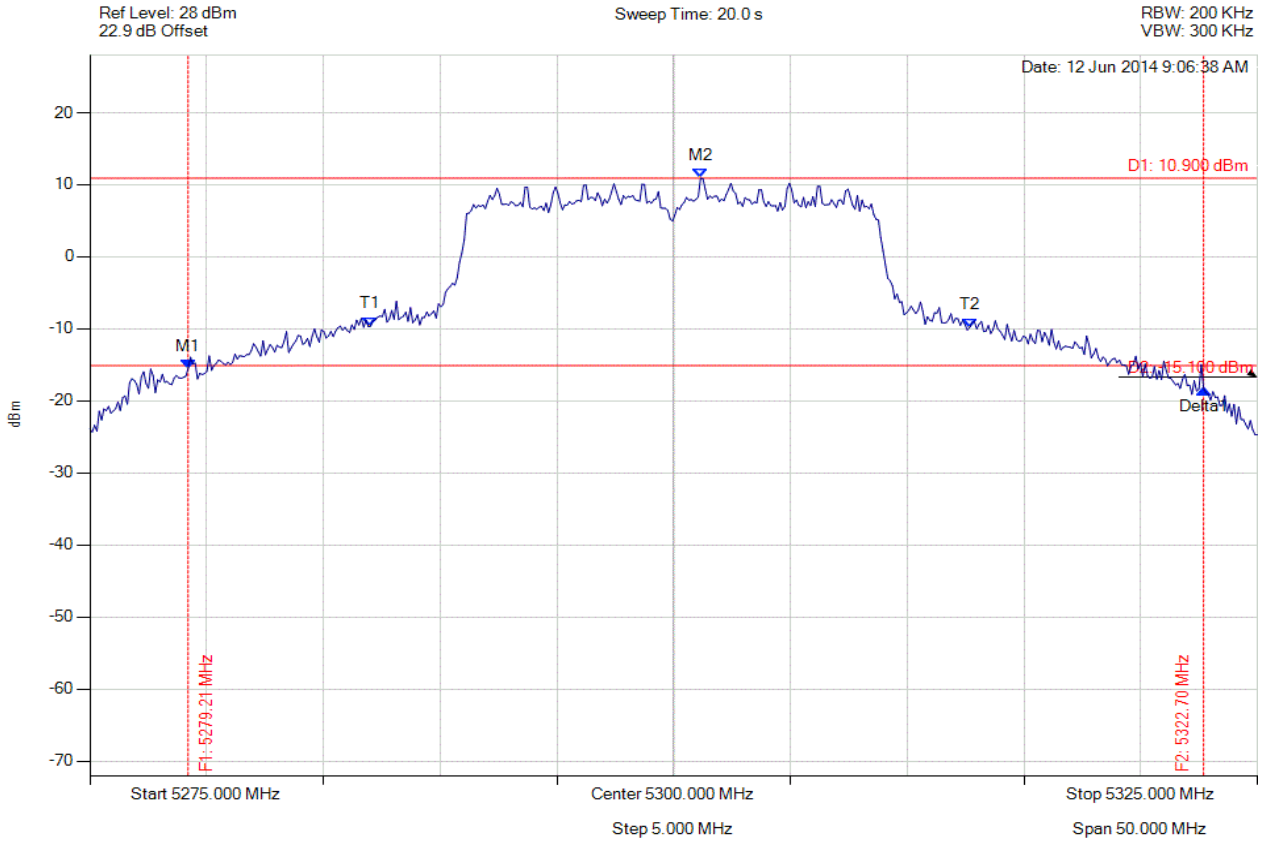

Analyser Setup	Marker : Frequency : Amplitude	Test Results
Detector = MAX PEAK Sweep Count = 0 RF Atten (dB) = 20 Trace Mode = VIEW	M1 : 5279.208 MHz : -15.486 dBm M2 : 5301.152 MHz : 10.900 dBm Delta1 : 43.487 MHz : -2.835 dB T1 : 5287.024 MHz : -9.628 dBm T2 : 5312.675 MHz : -9.805 dBm OBW : 25.651 MHz	Measured 26 dB Bandwidth: 43.487 MHz Measured 99% Bandwidth: 25.651 MHz

Back to the Matrix

26 dB & 99% BANDWIDTH

Variant: 802.11n HT-20, Channel: 5300.00 MHz, Chain b, Temp: Ambient, Voltage: 3.3 Vdc

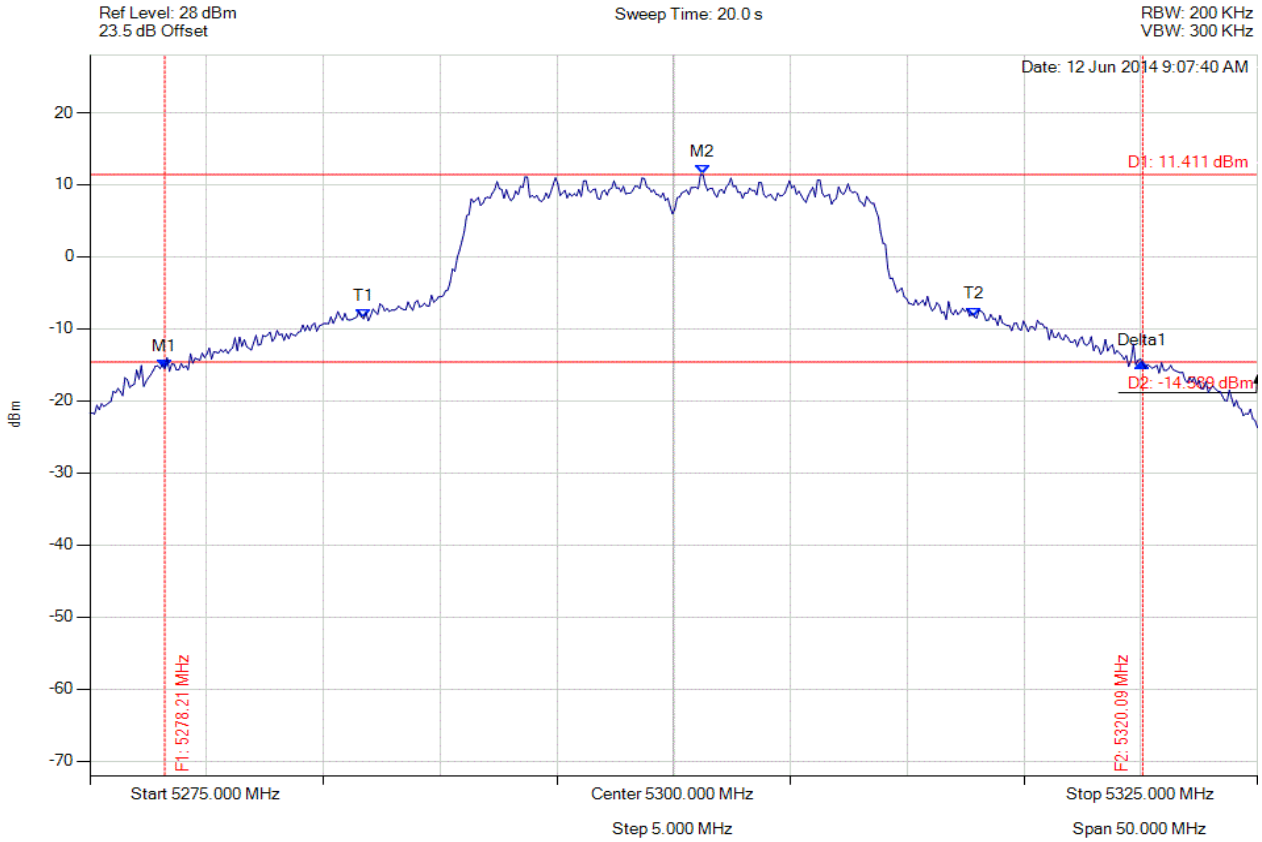

Analyser Setup	Marker : Frequency : Amplitude	Test Results
Detector = MAX PEAK Sweep Count = 0 RF Atten (dB) = 20 Trace Mode = VIEW	M1 : 5278.206 MHz : -15.536 dBm M2 : 5301.253 MHz : 11.411 dBm Delta1 : 41.884 MHz : 0.775 dB T1 : 5286.723 MHz : -8.599 dBm T2 : 5312.876 MHz : -8.288 dBm OBW : 26.152 MHz	Measured 26 dB Bandwidth: 41.884 MHz Measured 99% Bandwidth: 26.152 MHz

Back to the Matrix

26 dB & 99% BANDWIDTH

Variant: 802.11n HT-20, Channel: 5300.00 MHz, Chain c, Temp: Ambient, Voltage: 3.3 Vdc

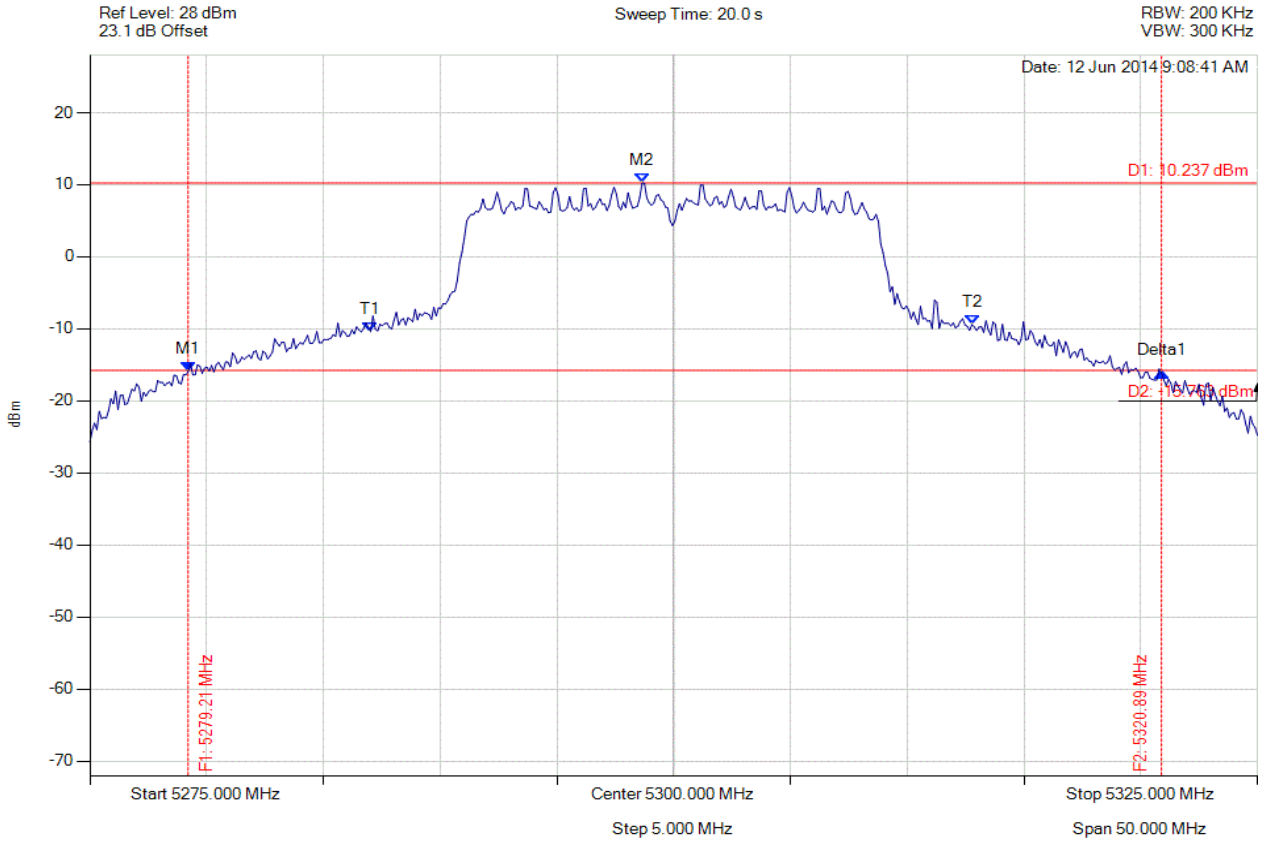

Analyser Setup	Marker : Frequency : Amplitude	Test Results
Detector = MAX PEAK Sweep Count = 0 RF Atten (dB) = 20 Trace Mode = VIEW	M1 : 5279.208 MHz : -15.939 dBm M2 : 5298.647 MHz : 10.237 dBm Delta1 : 41.683 MHz : -0.179 dB T1 : 5287.024 MHz : -10.395 dBm T2 : 5312.776 MHz : -9.411 dBm OBW : 25.752 MHz	Measured 26 dB Bandwidth: 41.683 MHz Measured 99% Bandwidth: 25.752 MHz

Back to the Matrix

26 dB & 99% BANDWIDTH

Variant: 802.11n HT-20, Channel: 5320.00 MHz, Chain a, Temp: Ambient, Voltage: 3.3 Vdc

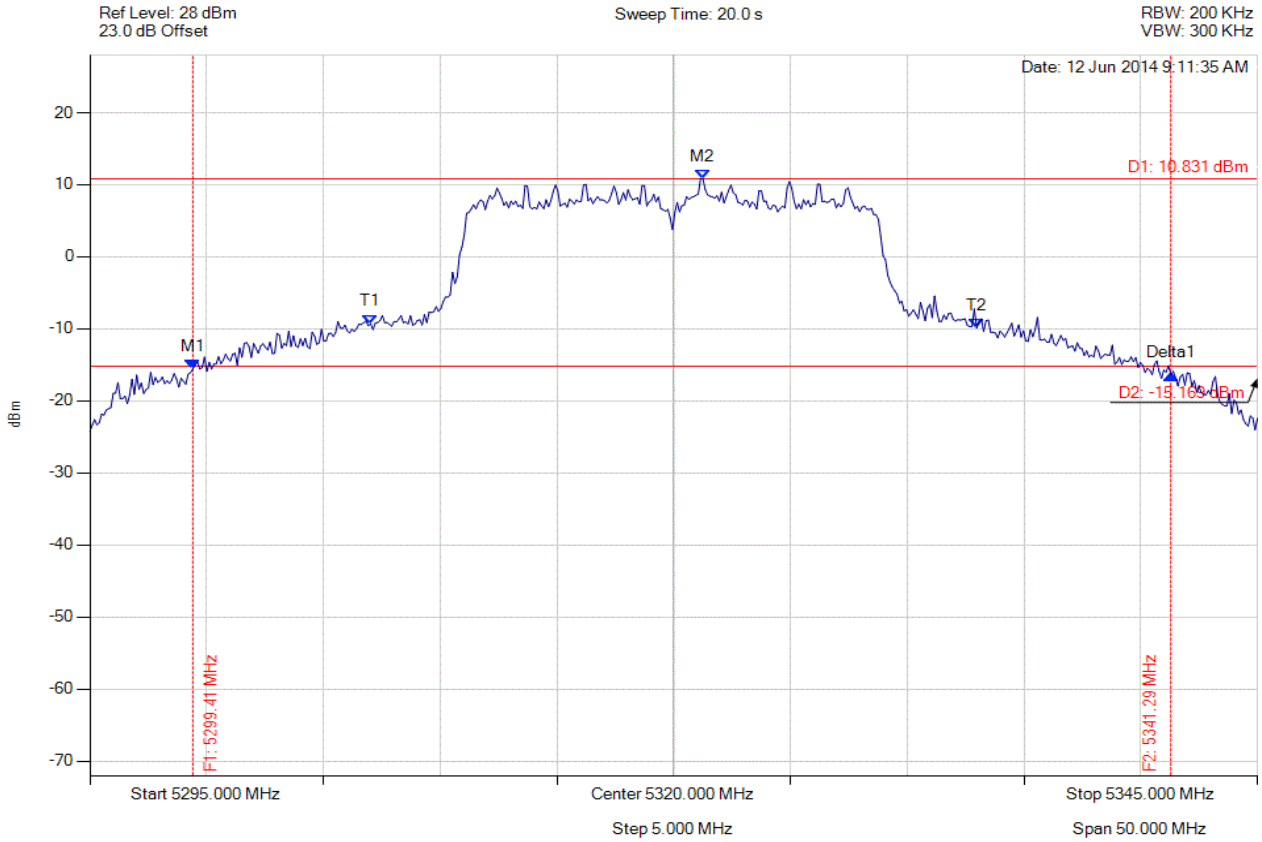

Analyser Setup	Marker : Frequency : Amplitude	Test Results
Detector = MAX PEAK Sweep Count = 0 RF Atten (dB) = 20 Trace Mode = VIEW	M1 : 5299.409 MHz : -15.575 dBm M2 : 5321.253 MHz : 10.831 dBm Delta1 : 41.884 MHz : -0.787 dB T1 : 5307.024 MHz : -9.295 dBm T2 : 5332.976 MHz : -9.891 dBm OBW : 25.952 MHz	Measured 26 dB Bandwidth: 41.884 MHz Measured 99% Bandwidth: 25.952 MHz

Back to the Matrix

26 dB & 99% BANDWIDTH

Variant: 802.11n HT-20, Channel: 5320.00 MHz, Chain b, Temp: Ambient, Voltage: 3.3 Vdc

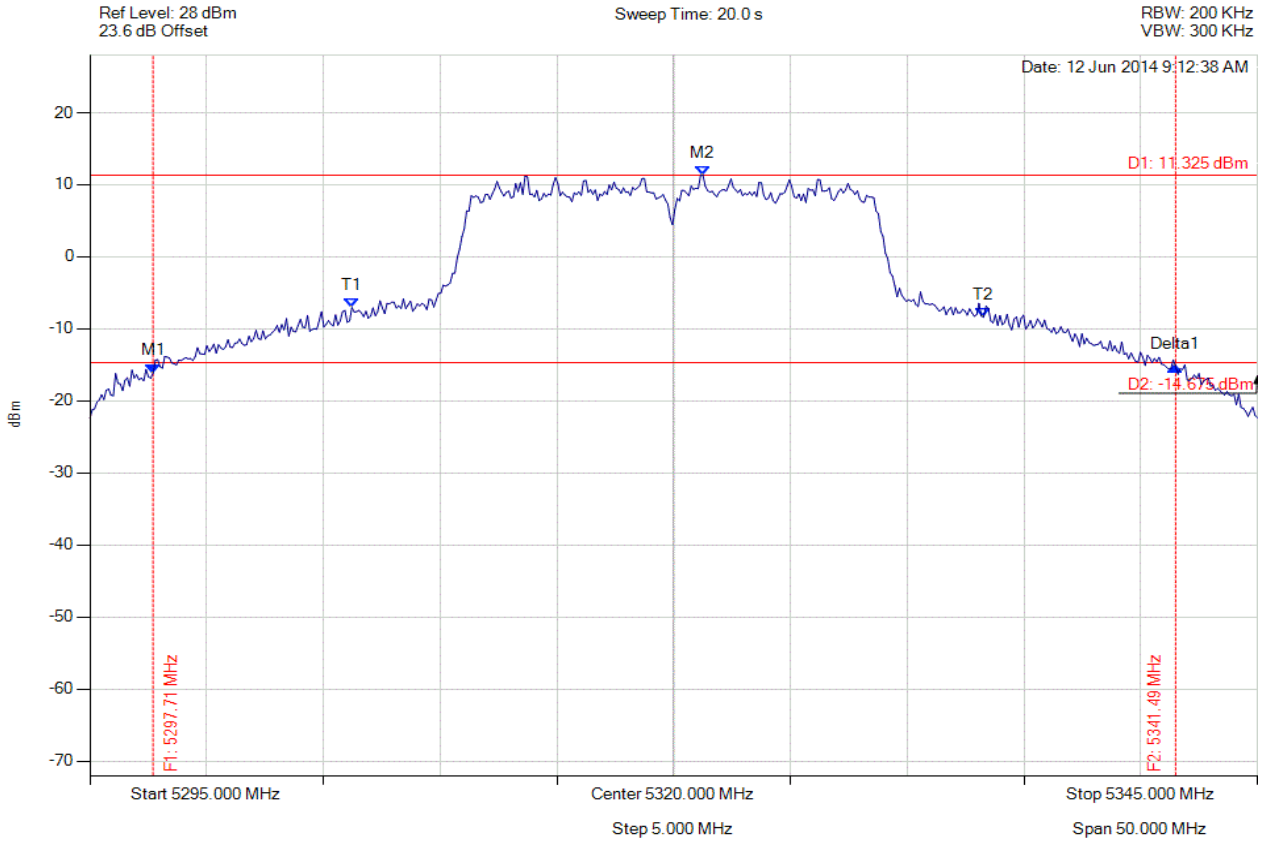

Analyser Setup	Marker : Frequency : Amplitude	Test Results
Detector = MAX PEAK Sweep Count = 0 RF Atten (dB) = 20 Trace Mode = VIEW	M1 : 5297.705 MHz : -16.132 dBm M2 : 5321.253 MHz : 11.325 dBm Delta1 : 43.788 MHz : 0.962 dB T1 : 5306.222 MHz : -7.029 dBm T2 : 5333.277 MHz : -8.396 dBm OBW : 27.054 MHz	Measured 26 dB Bandwidth: 43.788 MHz Measured 99% Bandwidth: 27.054 MHz

Back to the Matrix

26 dB & 99% BANDWIDTH

Variant: 802.11n HT-20, Channel: 5320.00 MHz, Chain c, Temp: Ambient, Voltage: 3.3 Vdc

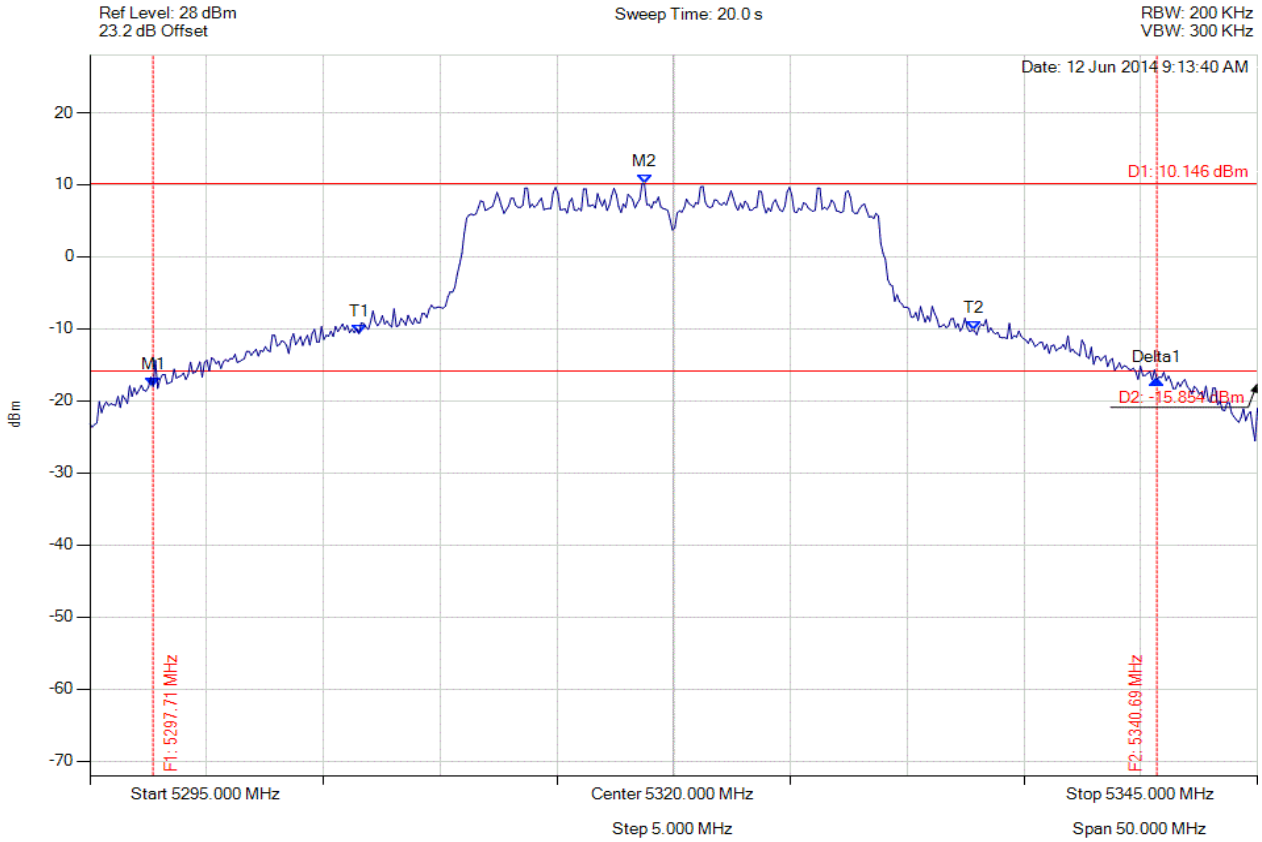

Analyser Setup	Marker : Frequency : Amplitude	Test Results
Detector = MAX PEAK Sweep Count = 0 RF Atten (dB) = 20 Trace Mode = VIEW	M1 : 5297.705 MHz : -18.011 dBm M2 : 5318.747 MHz : 10.146 dBm Delta1 : 42.986 MHz : 0.966 dB T1 : 5306.523 MHz : -10.672 dBm T2 : 5332.876 MHz : -10.253 dBm OBW : 26.353 MHz	Measured 26 dB Bandwidth: 42.986 MHz Measured 99% Bandwidth: 26.353 MHz

Back to the Matrix

26 dB & 99% BANDWIDTH

Variant: 802.11n HT-40, Channel: 5270.00 MHz, Chain a, Temp: Ambient, Voltage: 3.3 Vdc

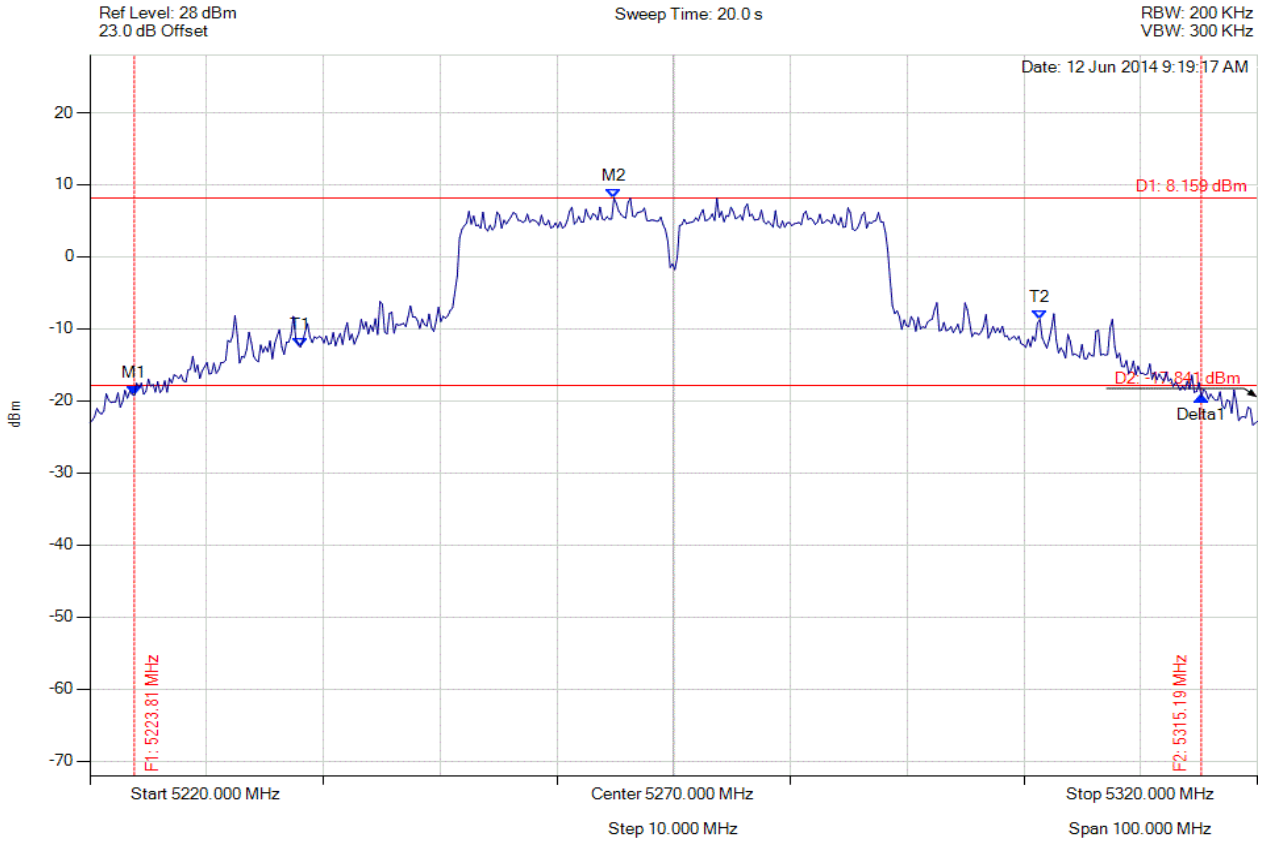

Analyser Setup	Marker : Frequency : Amplitude	Test Results
Detector = MAX PEAK Sweep Count = 0 RF Atten (dB) = 20 Trace Mode = VIEW	M1 : 5223.808 MHz : -19.240 dBm M2 : 5264.890 MHz : 8.159 dBm Delta1 : 91.383 MHz : -0.201 dB T1 : 5238.036 MHz : -12.528 dBm T2 : 5301.363 MHz : -8.709 dBm OBW : 63.327 MHz	Measured 26 dB Bandwidth: 91.383 MHz Measured 99% Bandwidth: 63.327 MHz

Back to the Matrix

26 dB & 99% BANDWIDTH

Variant: 802.11n HT-40, Channel: 5270.00 MHz, Chain b, Temp: Ambient, Voltage: 3.3 Vdc

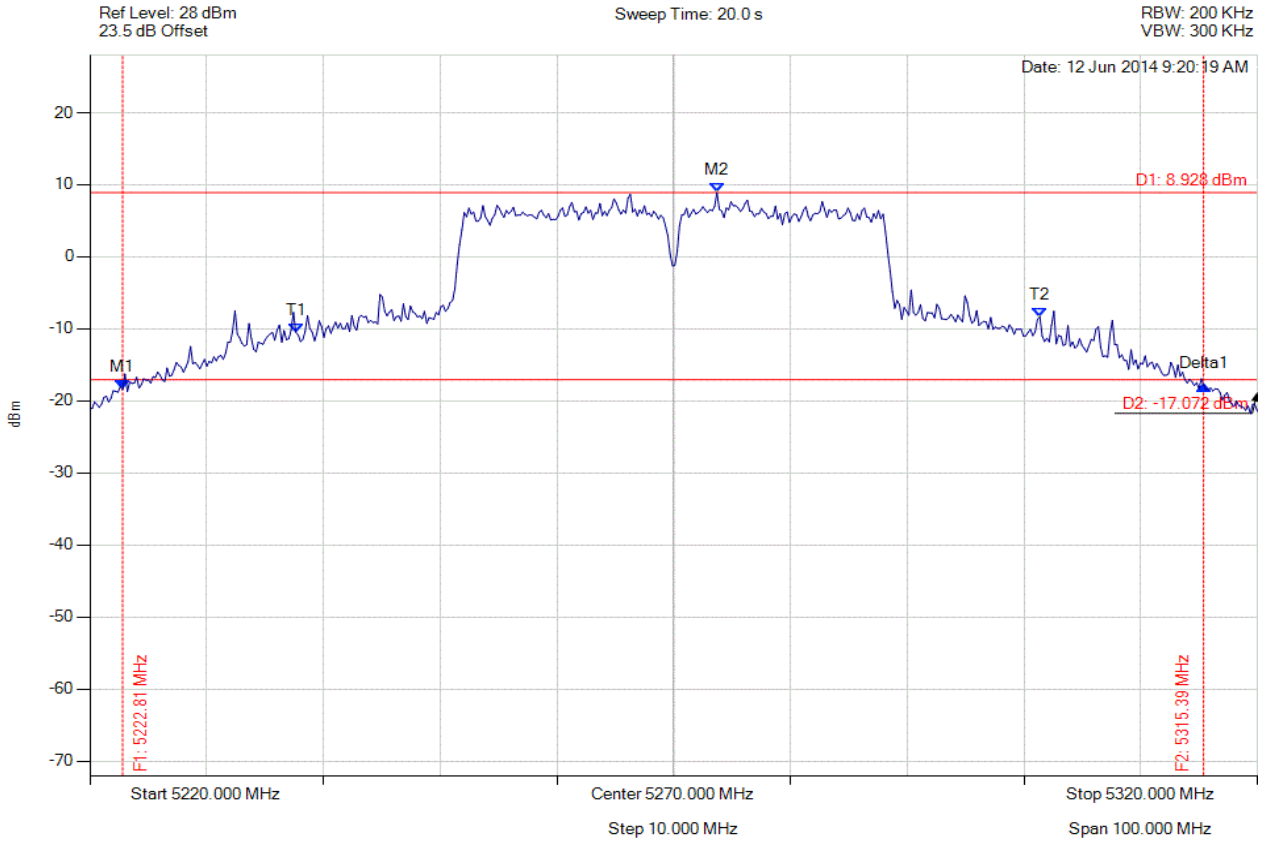

Analyser Setup	Marker : Frequency : Amplitude	Test Results
Detector = MAX PEAK Sweep Count = 0 RF Atten (dB) = 20 Trace Mode = VIEW	M1 : 5222.806 MHz : -18.412 dBm M2 : 5273.707 MHz : 8.928 dBm Delta1 : 92.585 MHz : 0.576 dB T1 : 5237.635 MHz : -10.493 dBm T2 : 5301.363 MHz : -8.325 dBm OBW : 63.727 MHz	Measured 26 dB Bandwidth: 92.585 MHz Measured 99% Bandwidth: 63.727 MHz

Back to the Matrix

26 dB & 99% BANDWIDTH

Variant: 802.11n HT-40, Channel: 5270.00 MHz, Chain c, Temp: Ambient, Voltage: 3.3 Vdc

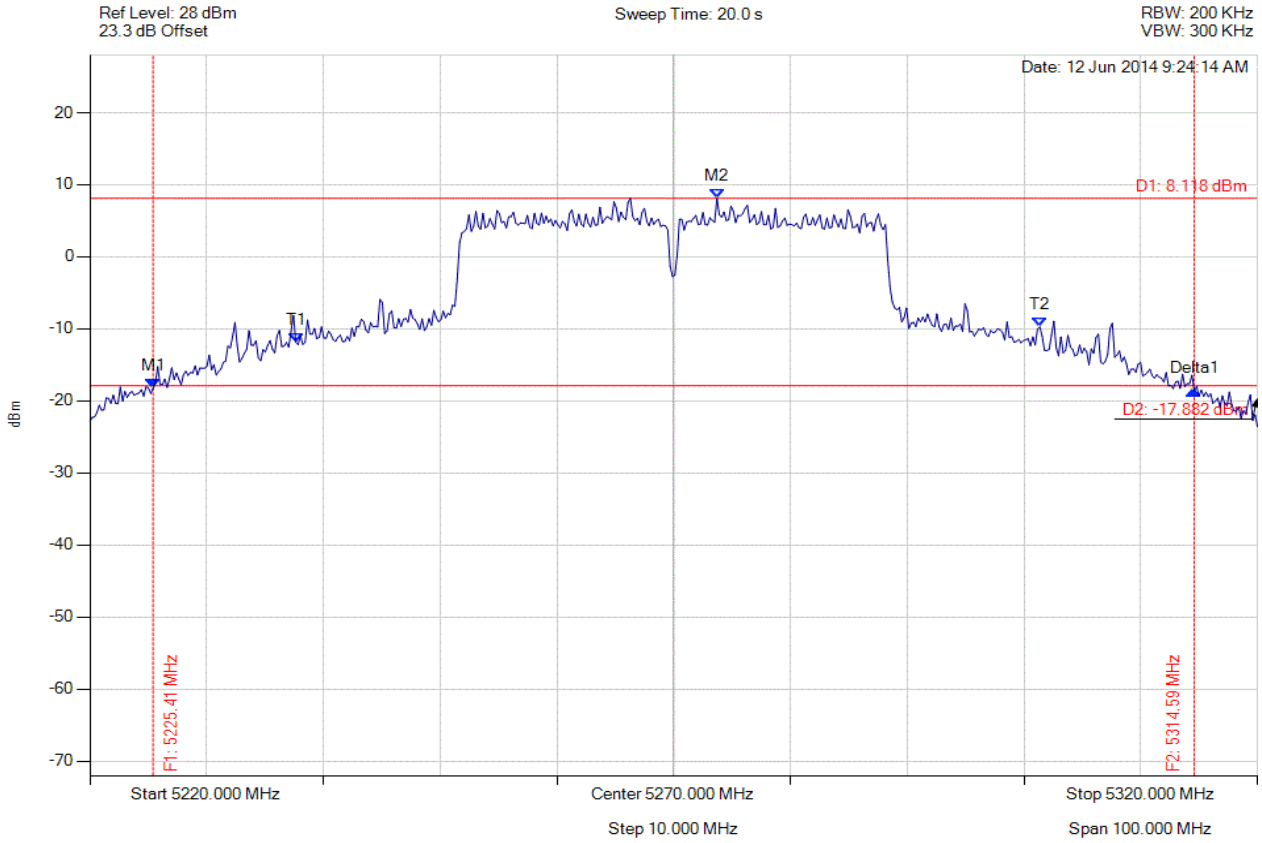

Analyser Setup	Marker : Frequency : Amplitude	Test Results
Detector = MAX PEAK Sweep Count = 0 RF Atten (dB) = 20 Trace Mode = VIEW	M1 : 5225.411 MHz : -18.266 dBm M2 : 5273.707 MHz : 8.118 dBm Delta1 : 89.178 MHz : -0.352 dB T1 : 5237.635 MHz : -11.831 dBm T2 : 5301.363 MHz : -9.726 dBm OBW : 63.727 MHz	Measured 26 dB Bandwidth: 89.178 MHz Measured 99% Bandwidth: 63.727 MHz

Back to the Matrix

26 dB & 99% BANDWIDTH

Variant: 802.11n HT-40, Channel: 5310.00 MHz, Chain a, Temp: Ambient, Voltage: 3.3 Vdc

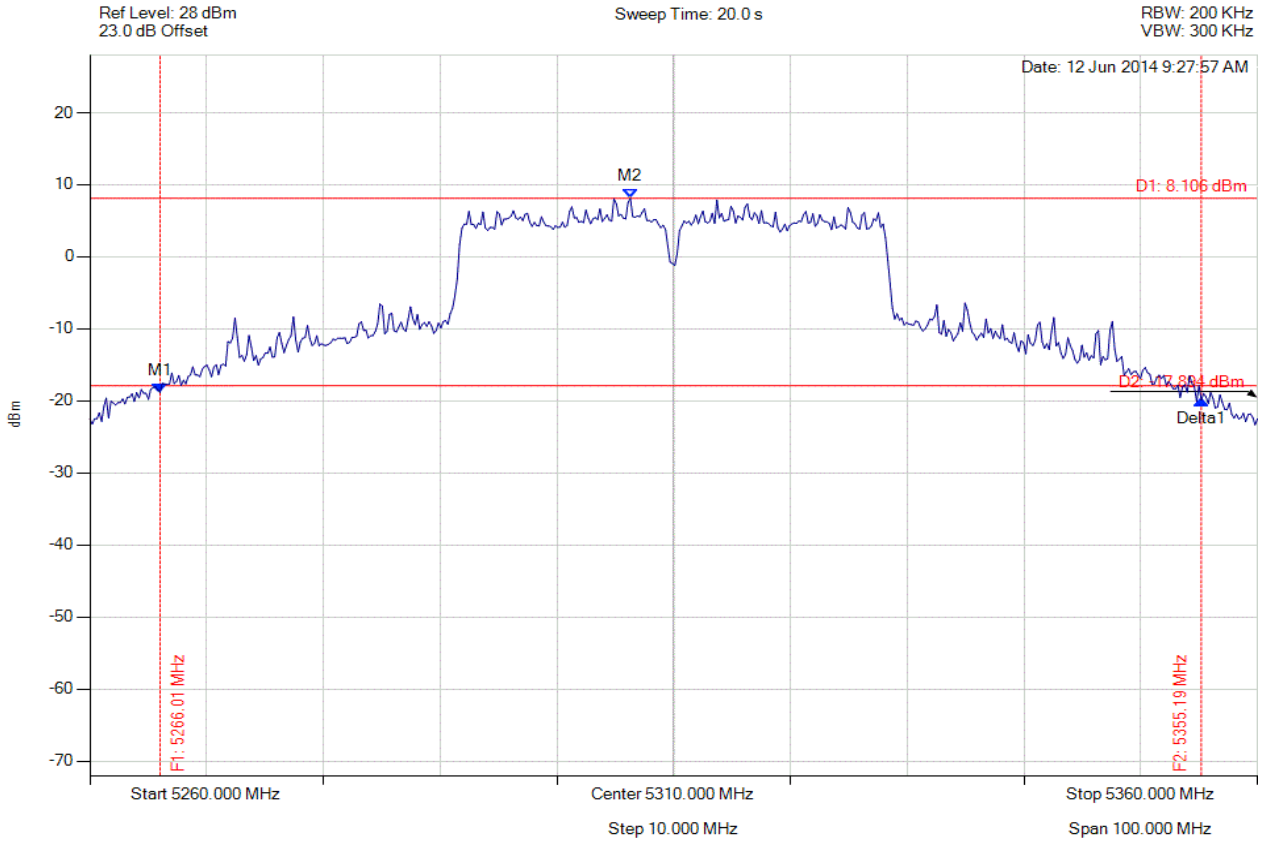

Analyser Setup	Marker : Frequency : Amplitude	Test Results
Detector = MAX PEAK Sweep Count = 0 RF Atten (dB) = 20 Trace Mode = VIEW	M1 : 5266.012 MHz : -18.849 dBm M2 : 5306.293 MHz : 8.106 dBm Delta1 : 89.178 MHz : -1.062 dB T1 : 0 Hz : 500.000 dBm T2 : 0 Hz : 500.000 dBm OBW : 62.725 MHz	Measured 26 dB Bandwidth: 89.178 MHz Measured 99% Bandwidth: 62.725 MHz

Back to the Matrix

26 dB & 99% BANDWIDTH

Variant: 802.11n HT-40, Channel: 5310.00 MHz, Chain b, Temp: Ambient, Voltage: 3.3 Vdc

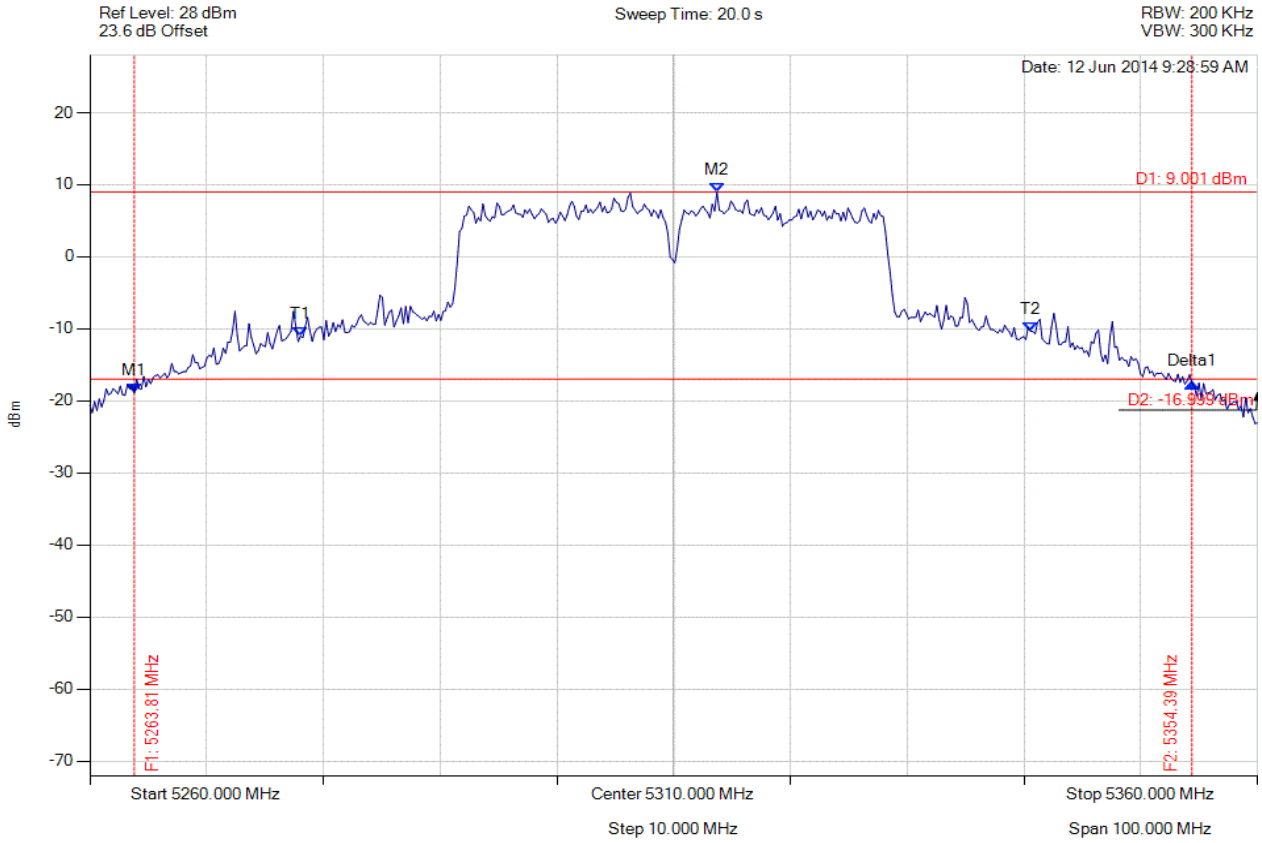

Analyser Setup	Marker : Frequency : Amplitude	Test Results
Detector = MAX PEAK Sweep Count = 0 RF Atten (dB) = 20 Trace Mode = VIEW	M1 : 5263.808 MHz : -18.894 dBm M2 : 5313.707 MHz : 9.001 dBm Delta1 : 90.581 MHz : 1.326 dB T1 : 5278.036 MHz : -11.026 dBm T2 : 5340.561 MHz : -10.312 dBm OBW : 62.525 MHz	Measured 26 dB Bandwidth: 90.581 MHz Measured 99% Bandwidth: 62.525 MHz

Back to the Matrix

26 dB & 99% BANDWIDTH

Variant: 802.11n HT-40, Channel: 5310.00 MHz, Chain c, Temp: Ambient, Voltage: 3.3 Vdc

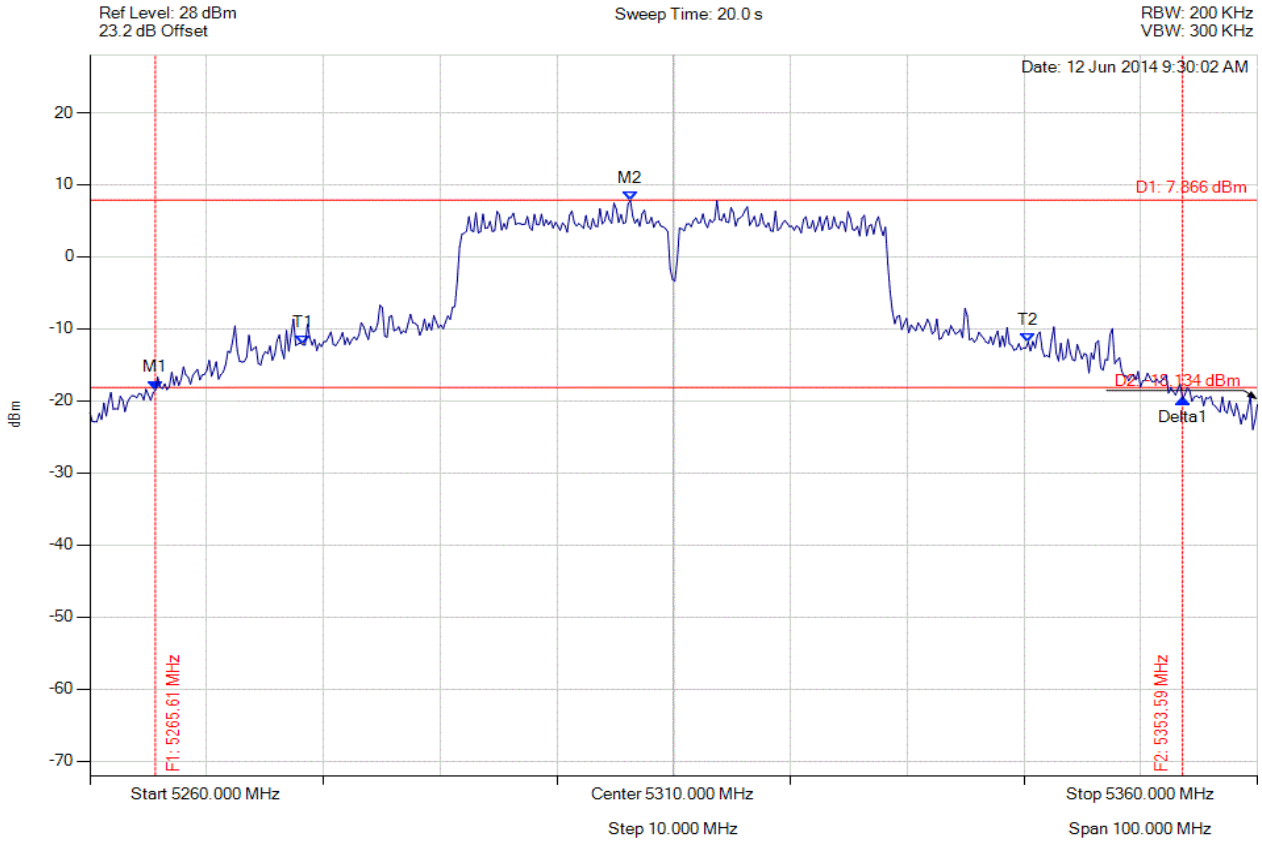

Analyser Setup	Marker : Frequency : Amplitude	Test Results
Detector = MAX PEAK Sweep Count = 0 RF Atten (dB) = 20 Trace Mode = VIEW	M1 : 5265.611 MHz : -18.465 dBm M2 : 5306.293 MHz : 7.866 dBm Delta1 : 87.976 MHz : -1.281 dB T1 : 5278.236 MHz : -12.207 dBm T2 : 5340.361 MHz : -11.811 dBm OBW : 62.124 MHz	Measured 26 dB Bandwidth: 87.976 MHz Measured 99% Bandwidth: 62.124 MHz

Back to the Matrix

26 dB & 99% BANDWIDTH

Variant: 802.11a, Channel: 5500.00 MHz, Chain a, Temp: Ambient, Voltage: 3.3 Vdc

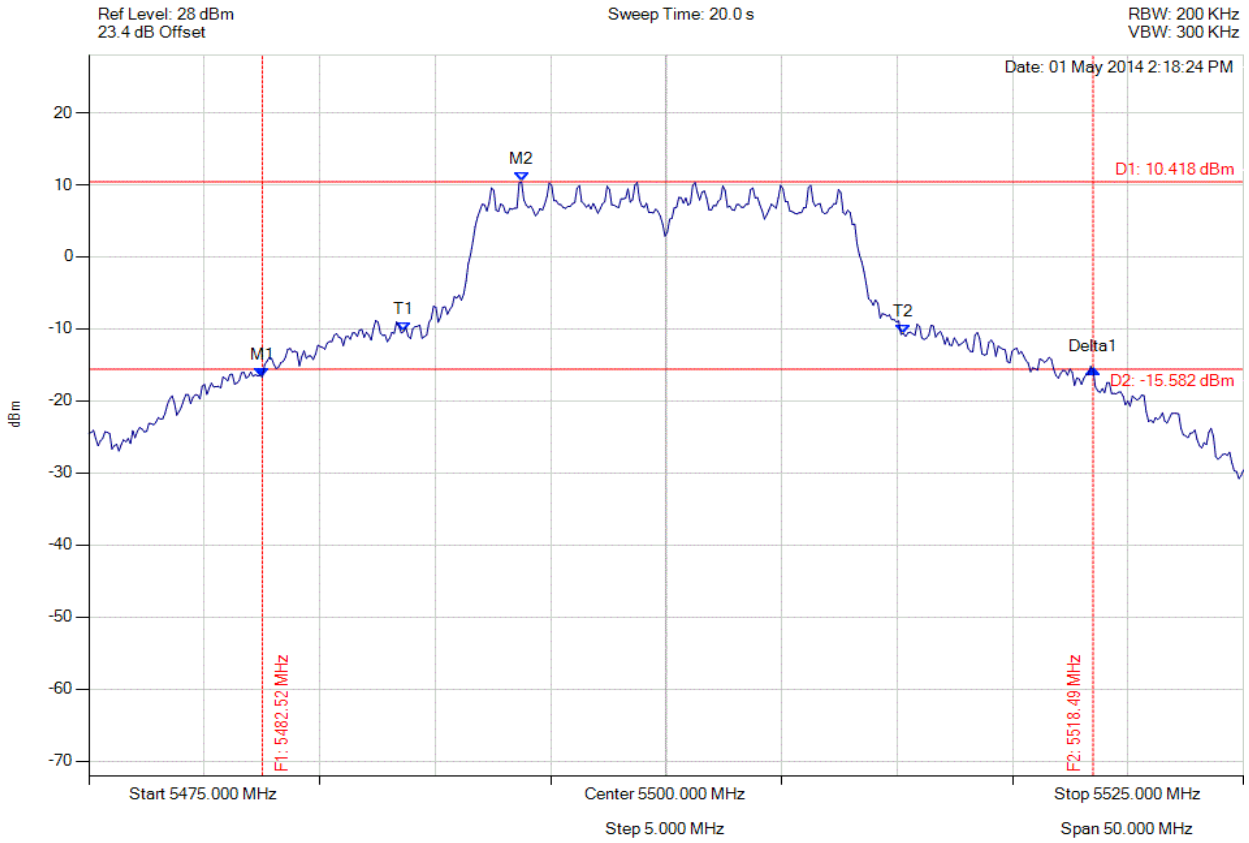

Analyser Setup	Marker : Frequency : Amplitude	Test Results
Detector = MAX PEAK Sweep Count = 0 RF Atten (dB) = 20 Trace Mode = VIEW	M1 : 5482.515 MHz : -16.740 dBm M2 : 5493.737 MHz : 10.418 dBm Delta1 : 35.972 MHz : 1.131 dB T1 : 5488.627 MHz : -10.407 dBm T2 : 5510.271 MHz : -10.647 dBm OBW : 21.643 MHz	Measured 26 dB Bandwidth: 35.972 MHz Measured 99% Bandwidth: 21.643 MHz

Back to the Matrix

26 dB & 99% BANDWIDTH

Variant: 802.11a, Channel: 5500.00 MHz, Chain b, Temp: Ambient, Voltage: 3.3 Vdc

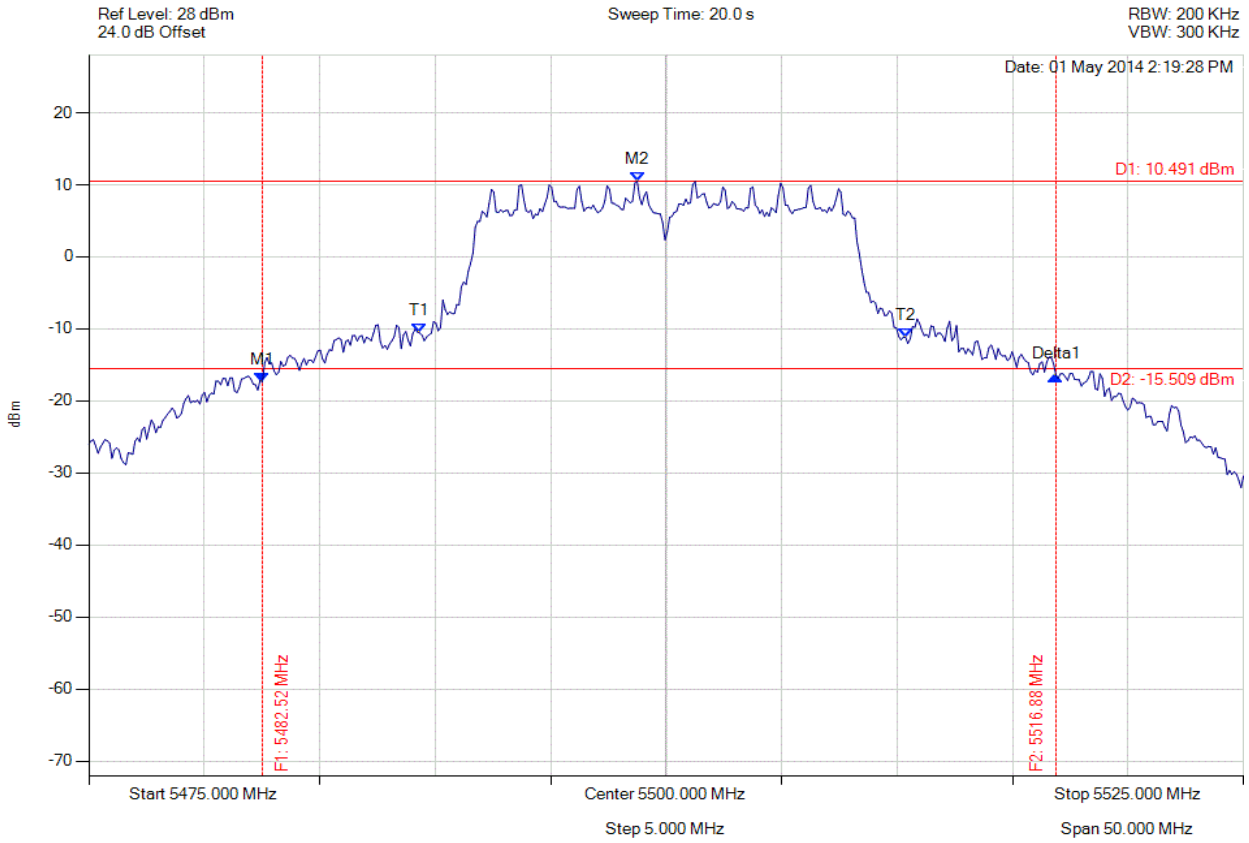

Analyser Setup	Marker : Frequency : Amplitude	Test Results
Detector = MAX PEAK Sweep Count = 0 RF Atten (dB) = 20 Trace Mode = VIEW	M1 : 5482.515 MHz : -17.399 dBm M2 : 5498.747 MHz : 10.491 dBm Delta1 : 34.369 MHz : 0.856 dB T1 : 5489.329 MHz : -10.586 dBm T2 : 5510.371 MHz : -11.194 dBm OBW : 21.042 MHz	Measured 26 dB Bandwidth: 34.369 MHz Measured 99% Bandwidth: 21.042 MHz

Back to the Matrix

26 dB & 99% BANDWIDTH

Variant: 802.11a, Channel: 5500.00 MHz, Chain c, Temp: Ambient, Voltage: 3.3 Vdc

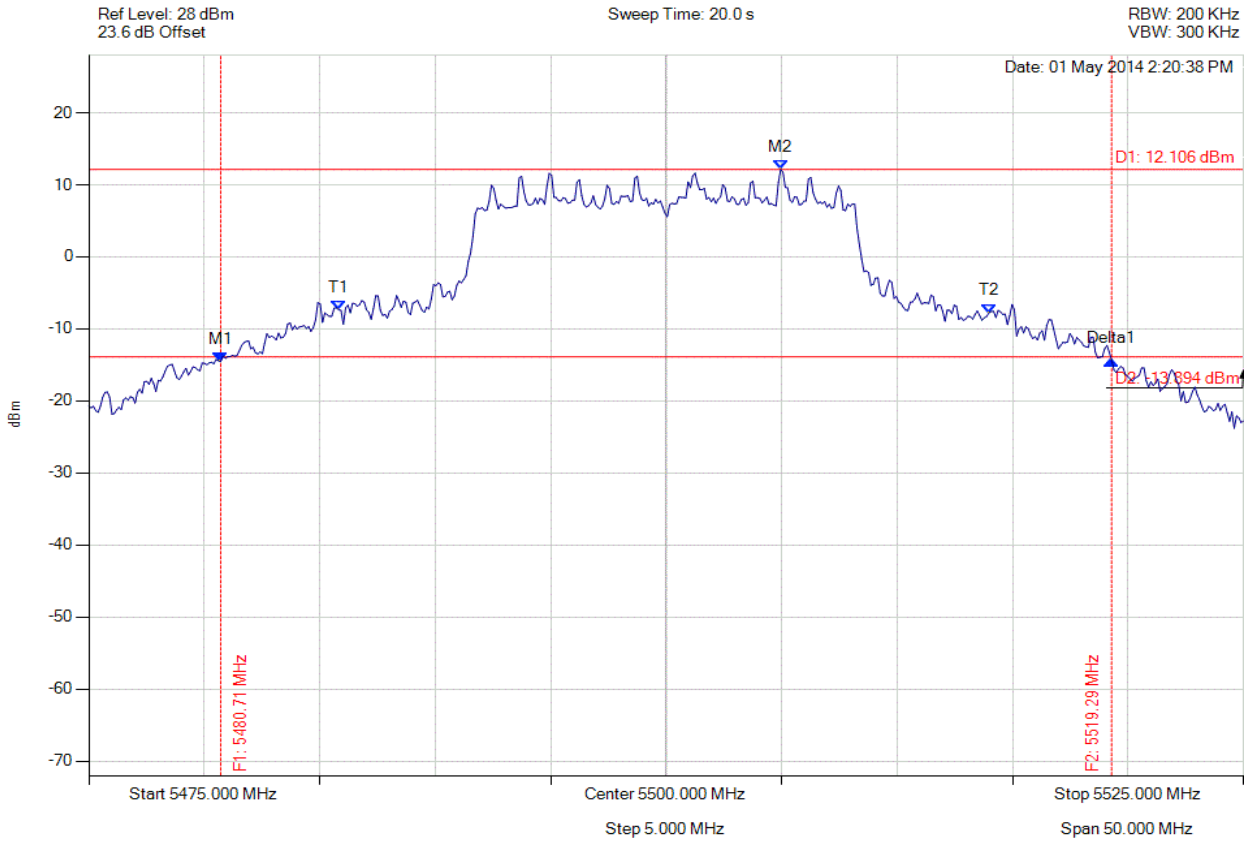

Analyser Setup	Marker : Frequency : Amplitude	Test Results
Detector = MAX PEAK Sweep Count = 0 RF Atten (dB) = 20 Trace Mode = VIEW	M1 : 5480.711 MHz : -14.554 dBm M2 : 5504.960 MHz : 12.106 dBm Delta1 : 38.577 MHz : 0.207 dB T1 : 5485.822 MHz : -7.357 dBm T2 : 5513.978 MHz : -7.788 dBm OBW : 28.156 MHz	Measured 26 dB Bandwidth: 38.577 MHz Measured 99% Bandwidth: 28.156 MHz

Back to the Matrix

26 dB & 99% BANDWIDTH

Variant: 802.11a, Channel: 5580.00 MHz, Chain a, Temp: Ambient, Voltage: 3.3 Vdc

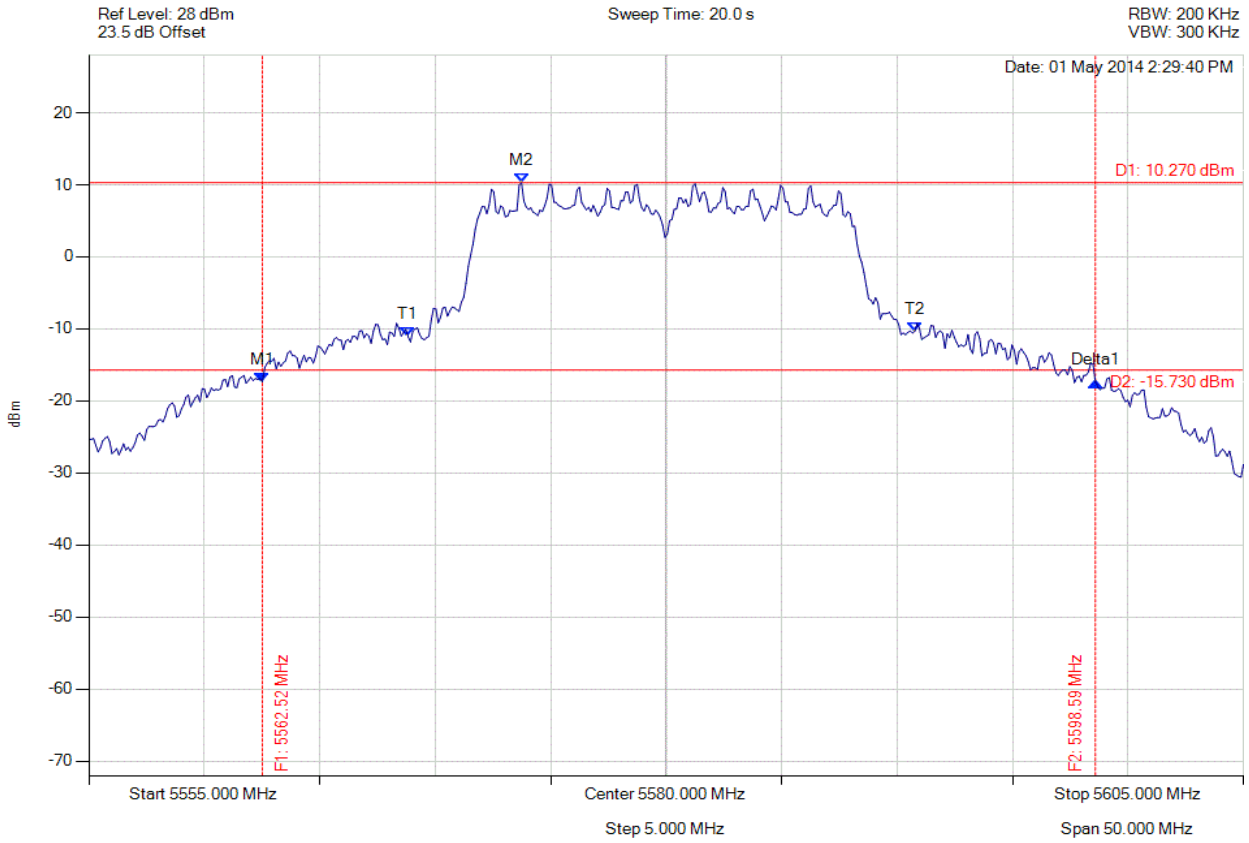

Analyser Setup	Marker : Frequency : Amplitude	Test Results
Detector = MAX PEAK Sweep Count = 0 RF Atten (dB) = 20 Trace Mode = VIEW	M1 : 5562.515 MHz : -17.379 dBm M2 : 5573.737 MHz : 10.270 dBm Delta1 : 36.072 MHz : 0.059 dB T1 : 5568.828 MHz : -11.103 dBm T2 : 5590.772 MHz : -10.326 dBm OBW : 21.944 MHz	Measured 26 dB Bandwidth: 36.072 MHz Measured 99% Bandwidth: 21.944 MHz

Back to the Matrix

26 dB & 99% BANDWIDTH

Variant: 802.11a, Channel: 5580.00 MHz, Chain b, Temp: Ambient, Voltage: 3.3 Vdc

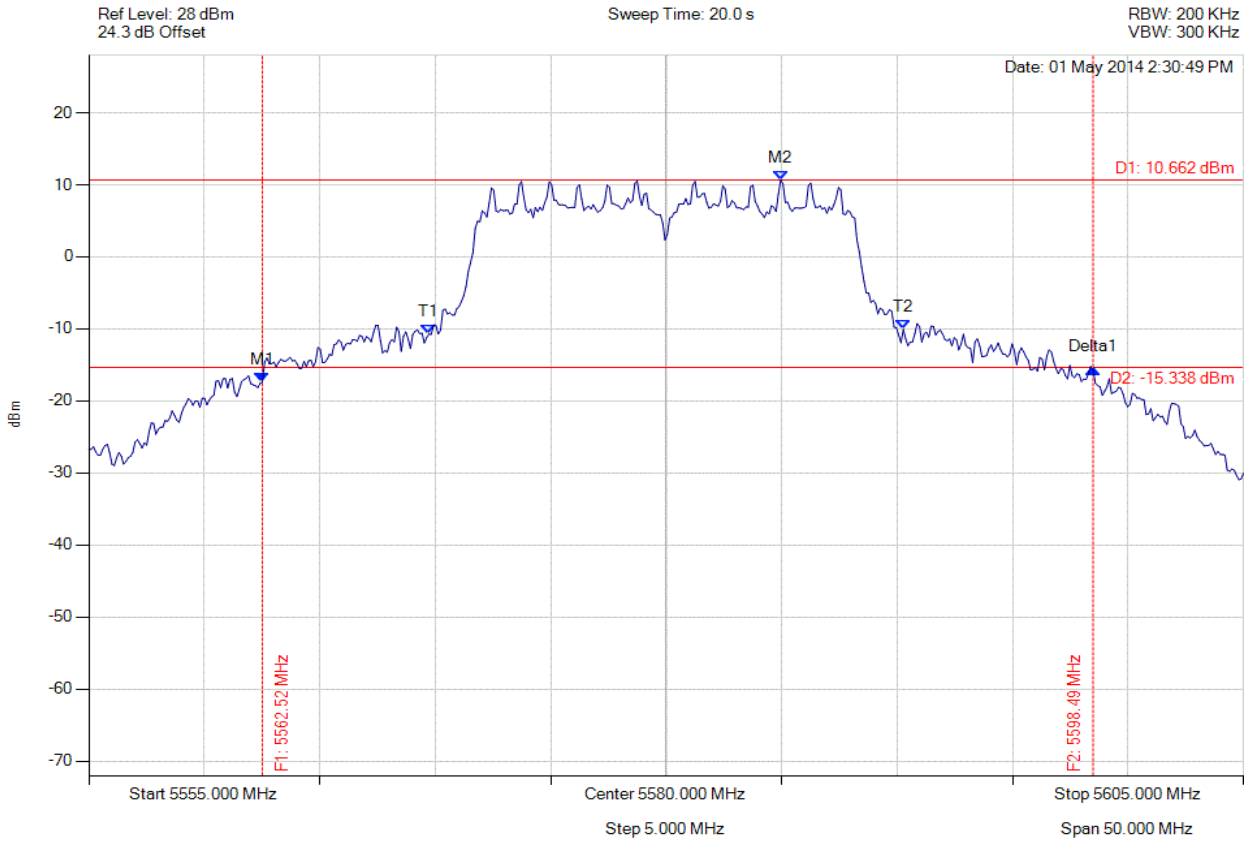

Analyser Setup	Marker : Frequency : Amplitude	Test Results
Detector = MAX PEAK Sweep Count = 0 RF Atten (dB) = 20 Trace Mode = VIEW	M1 : 5562.515 MHz : -17.405 dBm M2 : 5584.960 MHz : 10.662 dBm Delta1 : 35.972 MHz : 1.812 dB T1 : 5569.729 MHz : -10.720 dBm T2 : 5590.271 MHz : -10.080 dBm OBW : 20.541 MHz	Measured 26 dB Bandwidth: 35.972 MHz Measured 99% Bandwidth: 20.541 MHz

Back to the Matrix

26 dB & 99% BANDWIDTH

Variant: 802.11a, Channel: 5580.00 MHz, Chain c, Temp: Ambient, Voltage: 3.3 Vdc

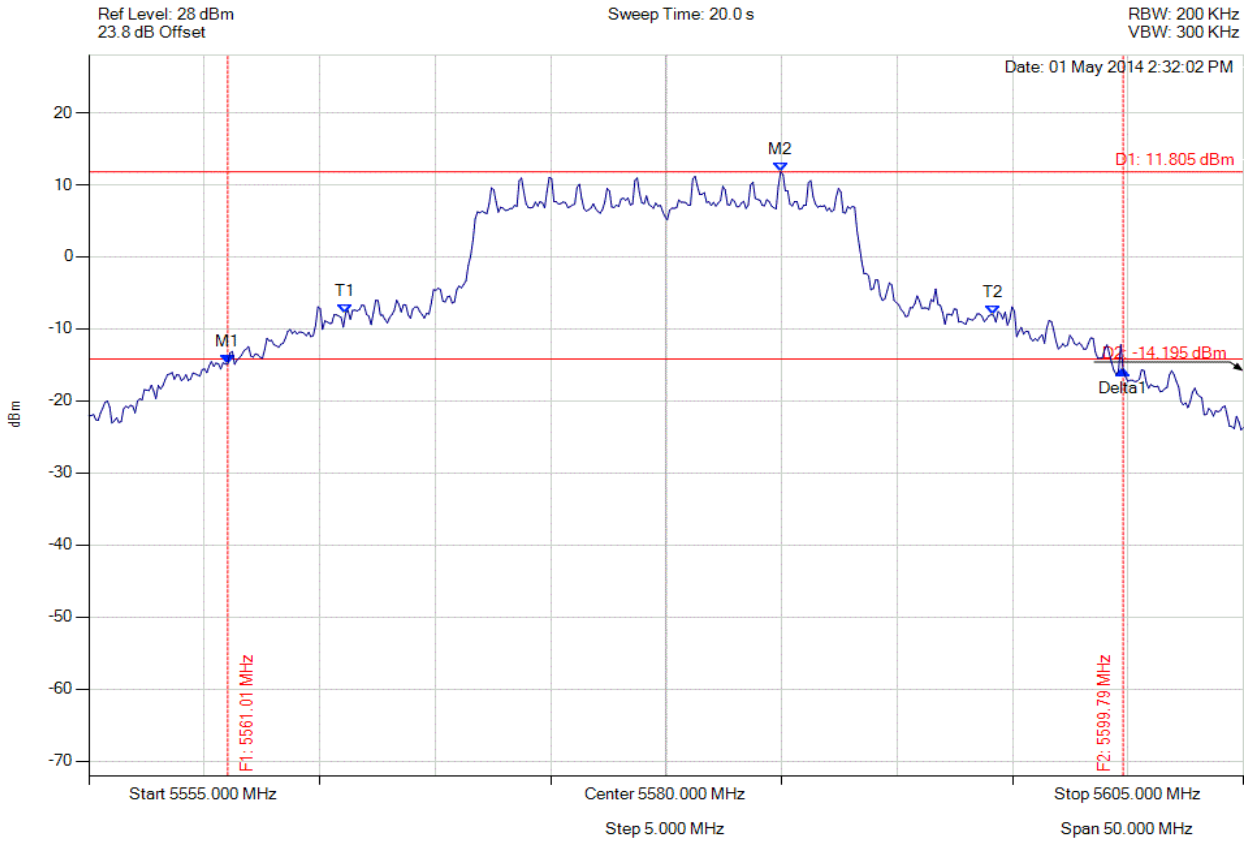

Analyser Setup	Marker : Frequency : Amplitude	Test Results
Detector = MAX PEAK Sweep Count = 0 RF Atten (dB) = 20 Trace Mode = VIEW	M1 : 5561.012 MHz : -14.896 dBm M2 : 5584.960 MHz : 11.805 dBm Delta1 : 38.778 MHz : -0.868 dB T1 : 5566.122 MHz : -7.814 dBm T2 : 5594.178 MHz : -8.097 dBm OBW : 28.056 MHz	Measured 26 dB Bandwidth: 38.778 MHz Measured 99% Bandwidth: 28.056 MHz

Back to the Matrix

26 dB & 99% BANDWIDTH

Variant: 802.11a, Channel: 5720.00 MHz, Chain a, Temp: Ambient, Voltage: 3.3 Vdc

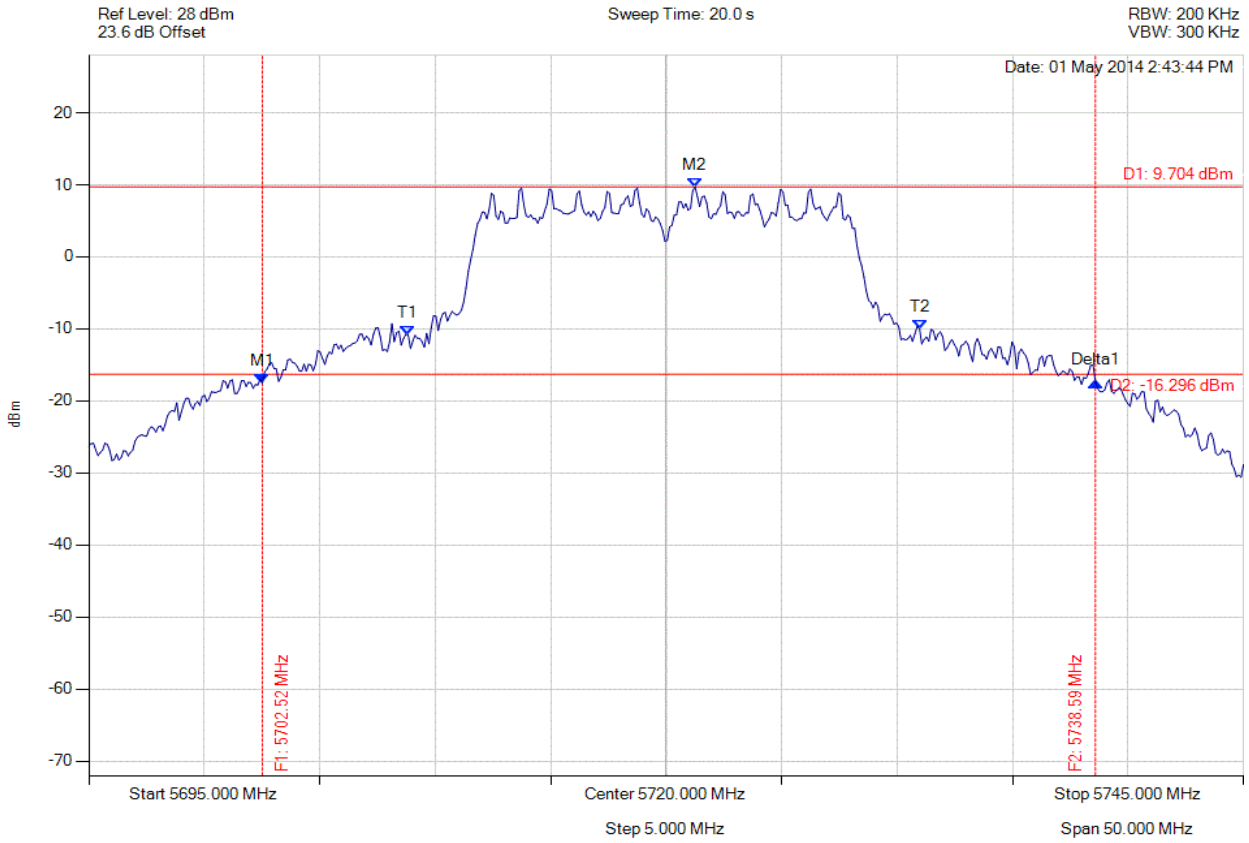

Analyser Setup	Marker : Frequency : Amplitude	Test Results
Detector = MAX PEAK Sweep Count = 0 RF Atten (dB) = 20 Trace Mode = VIEW	M1 : 5702.515 MHz : -17.576 dBm M2 : 5721.253 MHz : 9.704 dBm Delta1 : 36.072 MHz : 0.254 dB T1 : 5708.828 MHz : -10.812 dBm T2 : 5730.972 MHz : -9.970 dBm OBW : 22.144 MHz	Measured 26 dB Bandwidth: 36.072 MHz Measured 99% Bandwidth: 22.144 MHz

Back to the Matrix

26 dB & 99% BANDWIDTH

Variant: 802.11a, Channel: 5720.00 MHz, Chain b, Temp: Ambient, Voltage: 3.3 Vdc

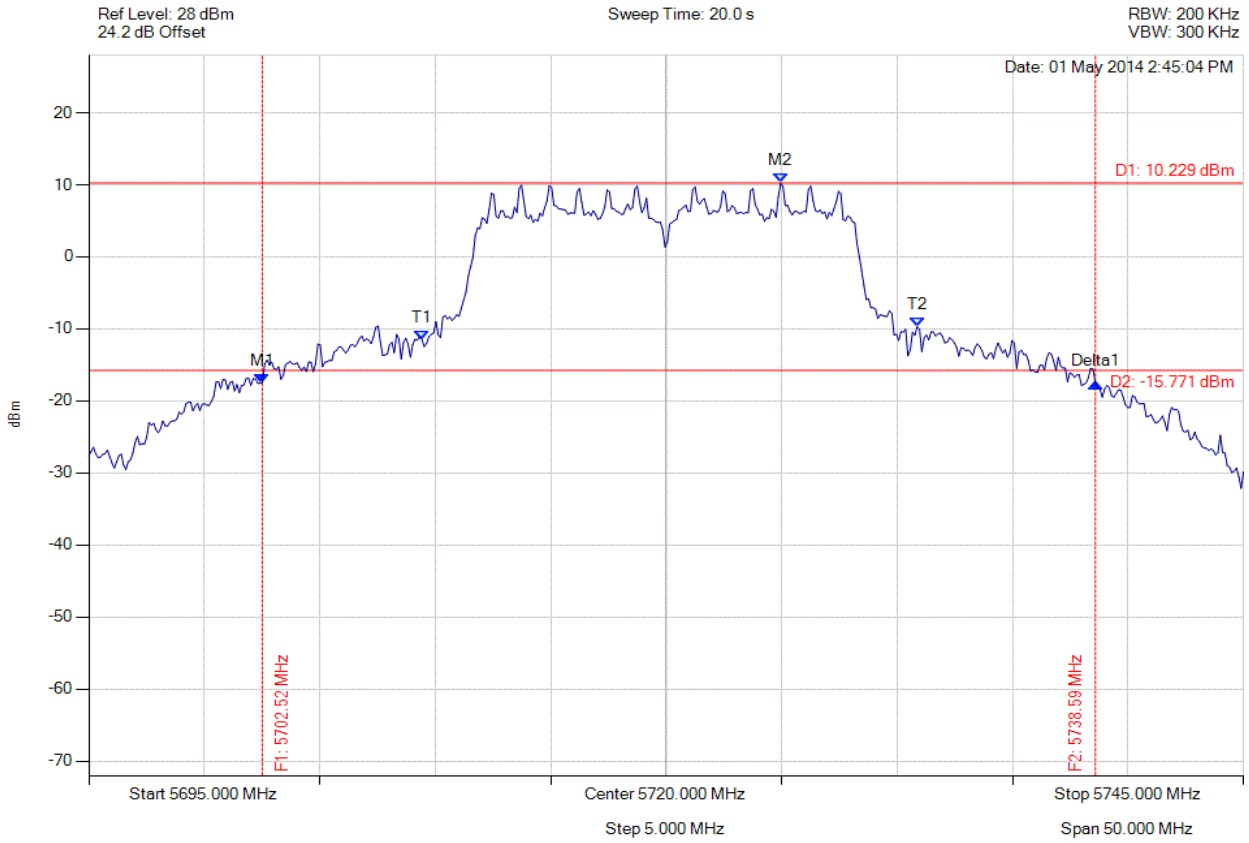

Analyser Setup	Marker : Frequency : Amplitude	Test Results
Detector = MAX PEAK Sweep Count = 0 RF Atten (dB) = 20 Trace Mode = VIEW	M1 : 5702.515 MHz : -17.515 dBm M2 : 5724.960 MHz : 10.229 dBm Delta1 : 36.072 MHz : -0.026 dB T1 : 5709.429 MHz : -11.518 dBm T2 : 5730.872 MHz : -9.683 dBm OBW : 21.443 MHz	Measured 26 dB Bandwidth: 36.072 MHz Measured 99% Bandwidth: 21.443 MHz

Back to the Matrix

26 dB & 99% BANDWIDTH

Variant: 802.11a, Channel: 5720.00 MHz, Chain c, Temp: Ambient, Voltage: 3.3 Vdc

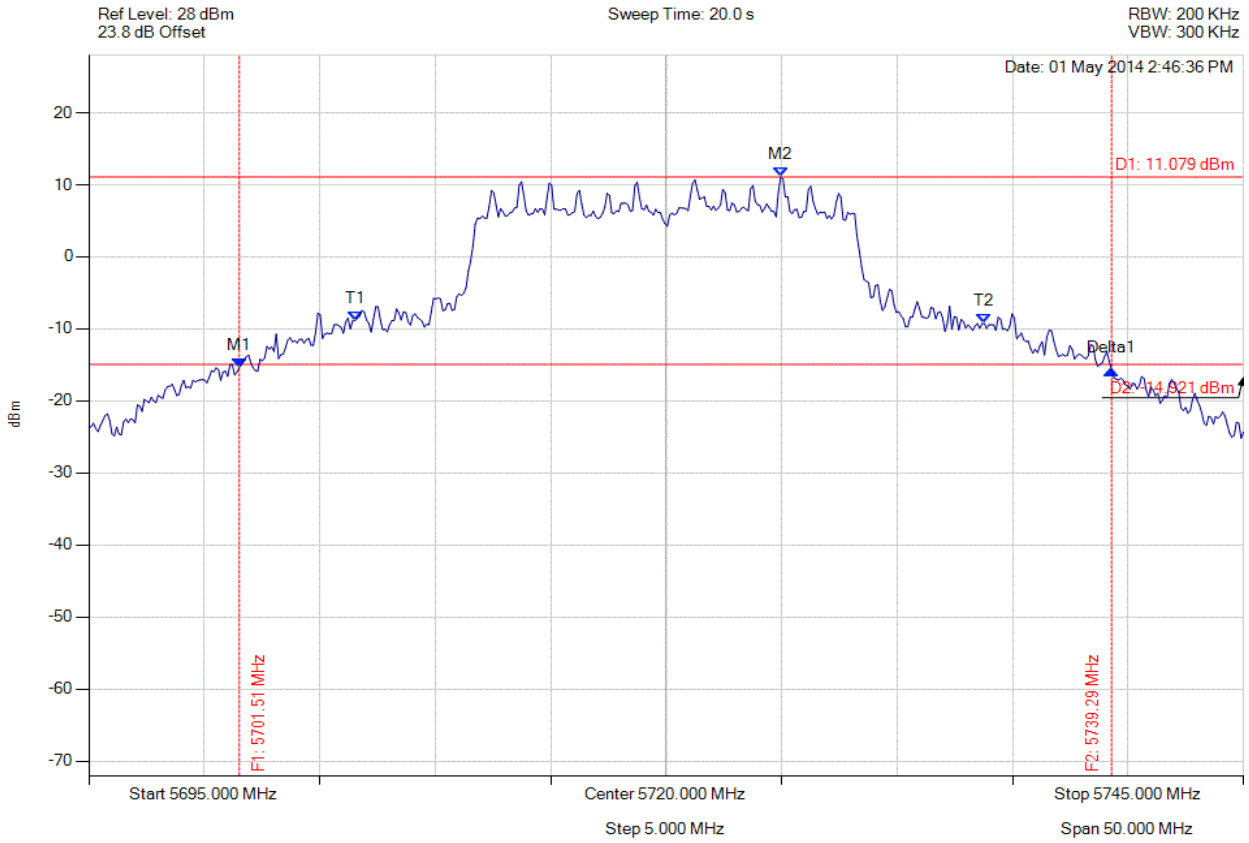

Analyser Setup	Marker : Frequency : Amplitude	Test Results
Detector = MAX PEAK Sweep Count = 0 RF Atten (dB) = 20 Trace Mode = VIEW	M1 : 5701.513 MHz : -15.359 dBm M2 : 5724.960 MHz : 11.079 dBm Delta1 : 37.776 MHz : -0.346 dB T1 : 5706.523 MHz : -8.868 dBm T2 : 5733.778 MHz : -9.248 dBm OBW : 27.255 MHz	Measured 26 dB Bandwidth: 37.776 MHz Measured 99% Bandwidth: 27.255 MHz

Back to the Matrix

26 dB & 99% BANDWIDTH

Variant: 802.11ac-40, Channel: 5510.00 MHz, Chain a, Temp: Ambient, Voltage: 3.3 Vdc

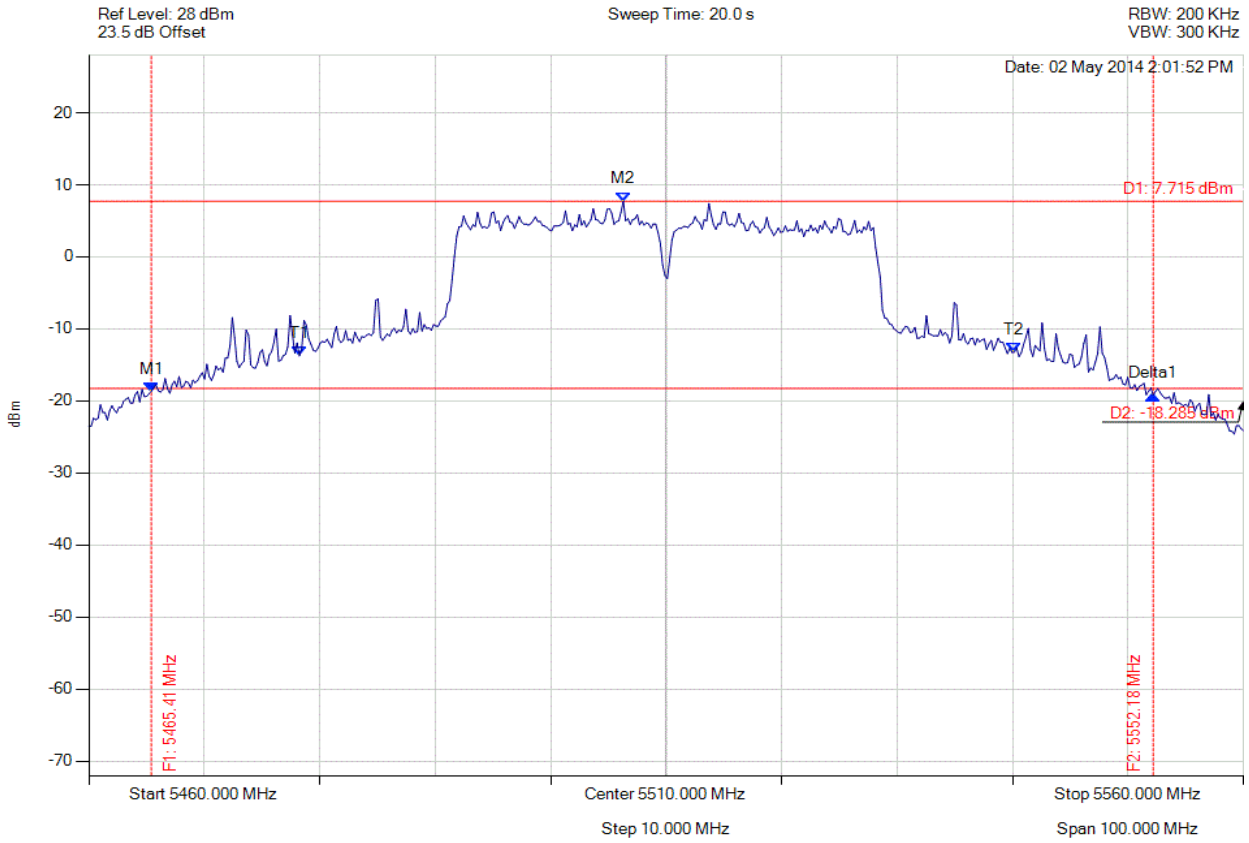

Analyser Setup	Marker : Frequency : Amplitude	Test Results
Detector = MAX PEAK Sweep Count = 0 RF Atten (dB) = 20 Trace Mode = VIEW	M1 : 5465.411 MHz : -18.666 dBm M2 : 5506.293 MHz : 7.715 dBm Delta1 : 86.774 MHz : -0.563 dB T1 : 5478.236 MHz : -13.751 dBm T2 : 5540.160 MHz : -13.234 dBm OBW : 61.924 MHz	Measured 26 dB Bandwidth: 86.774 MHz Measured 99% Bandwidth: 61.924 MHz

Back to the Matrix

26 dB & 99% BANDWIDTH

Variant: 802.11ac-40, Channel: 5510.00 MHz, Chain b, Temp: Ambient, Voltage: 3.3 Vdc

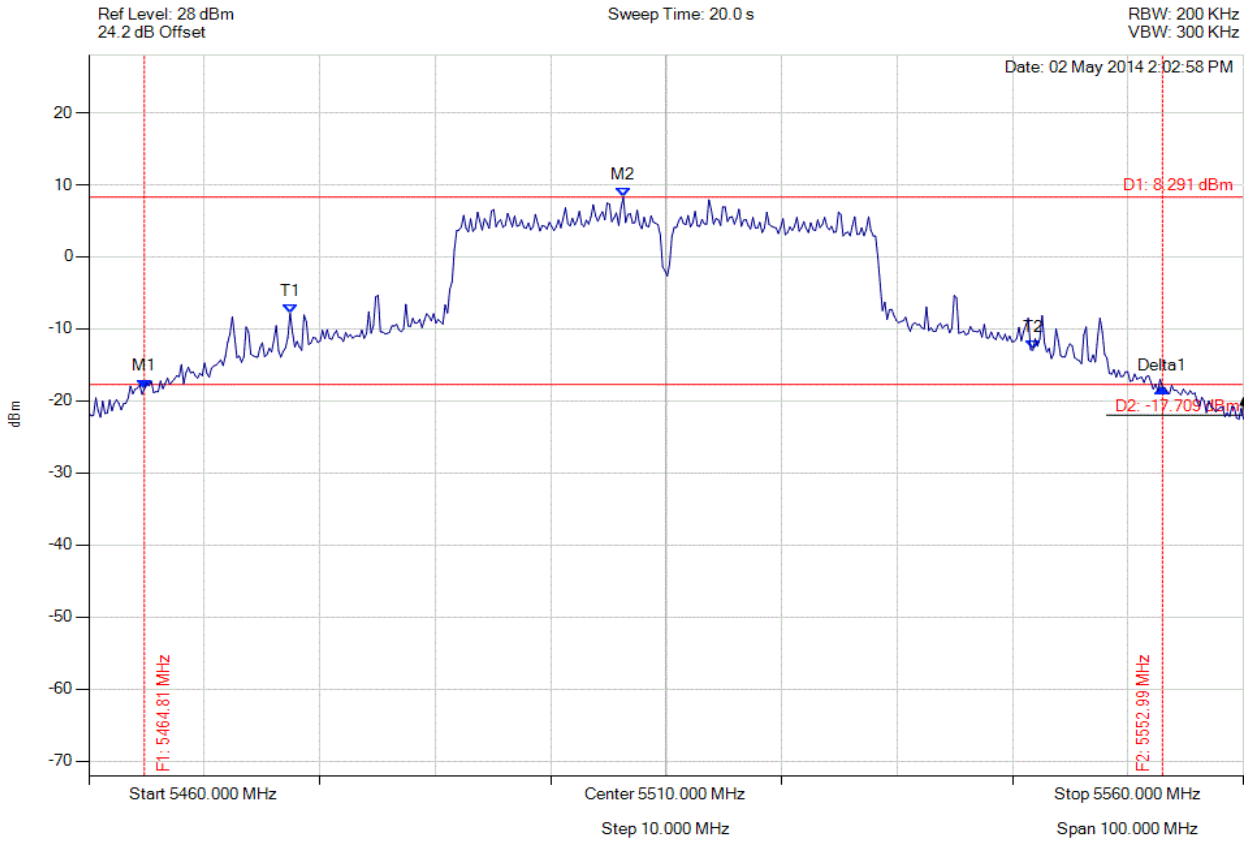

Analyser Setup	Marker : Frequency : Amplitude	Test Results
Detector = MAX PEAK Sweep Count = 0 RF Atten (dB) = 20 Trace Mode = VIEW	M1 : 5464.810 MHz : -18.294 dBm M2 : 5506.293 MHz : 8.291 dBm Delta1 : 88.176 MHz : 0.144 dB T1 : 5477.435 MHz : -7.816 dBm T2 : 5541.764 MHz : -12.947 dBm OBW : 64.329 MHz	Measured 26 dB Bandwidth: 88.176 MHz Measured 99% Bandwidth: 64.329 MHz

Back to the Matrix

26 dB & 99% BANDWIDTH

Variant: 802.11ac-40, Channel: 5510.00 MHz, Chain c, Temp: Ambient, Voltage: 3.3 Vdc

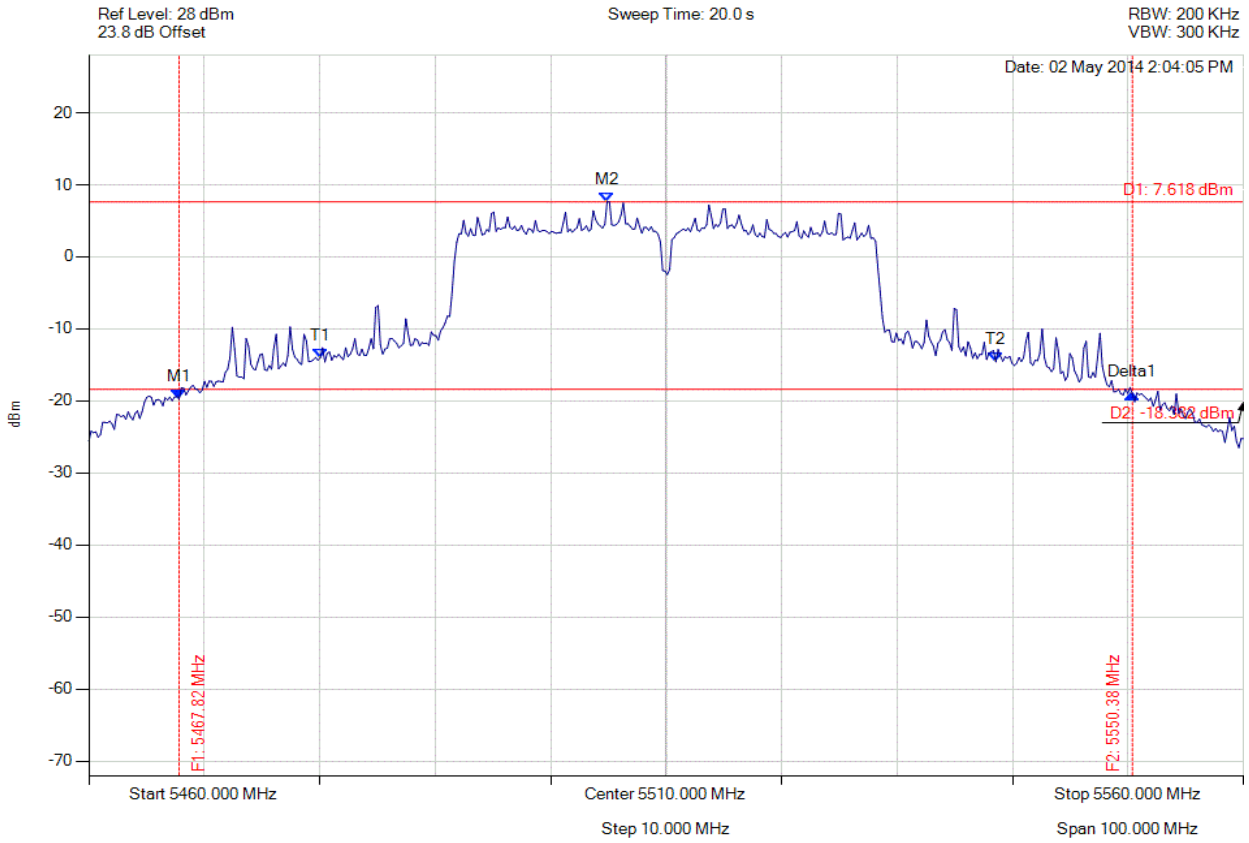

Analyser Setup	Marker : Frequency : Amplitude	Test Results
Detector = MAX PEAK Sweep Count = 0 RF Atten (dB) = 20 Trace Mode = VIEW	M1 : 5467.816 MHz : -19.765 dBm M2 : 5504.890 MHz : 7.618 dBm Delta1 : 82.565 MHz : 0.663 dB T1 : 5480.040 MHz : -14.009 dBm T2 : 5538.557 MHz : -14.574 dBm OBW : 58.517 MHz	Measured 26 dB Bandwidth: 82.565 MHz Measured 99% Bandwidth: 58.517 MHz

Back to the Matrix

26 dB & 99% BANDWIDTH

Variant: 802.11ac-40, Channel: 5550.00 MHz, Chain a, Temp: Ambient, Voltage: 3.3 Vdc

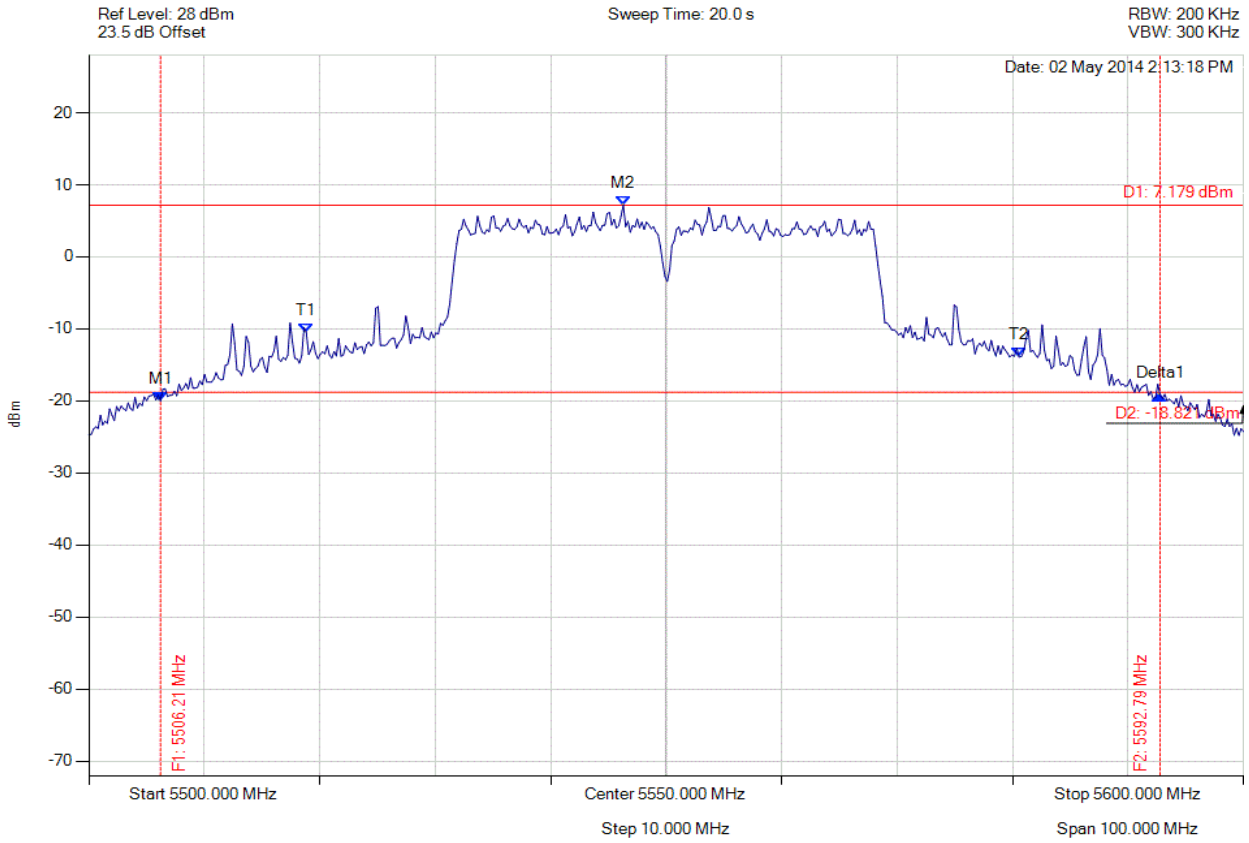

Analyser Setup	Marker : Frequency : Amplitude	Test Results
Detector = MAX PEAK Sweep Count = 0 RF Atten (dB) = 20 Trace Mode = VIEW	M1 : 5506.212 MHz : -20.005 dBm M2 : 5546.293 MHz : 7.179 dBm Delta1 : 86.573 MHz : 0.785 dB T1 : 5518.838 MHz : -10.560 dBm T2 : 5580.561 MHz : -13.911 dBm OBW : 61.723 MHz	Measured 26 dB Bandwidth: 86.573 MHz Measured 99% Bandwidth: 61.723 MHz

Back to the Matrix

26 dB & 99% BANDWIDTH

Variant: 802.11ac-40, Channel: 5550.00 MHz, Chain b, Temp: Ambient, Voltage: 3.3 Vdc

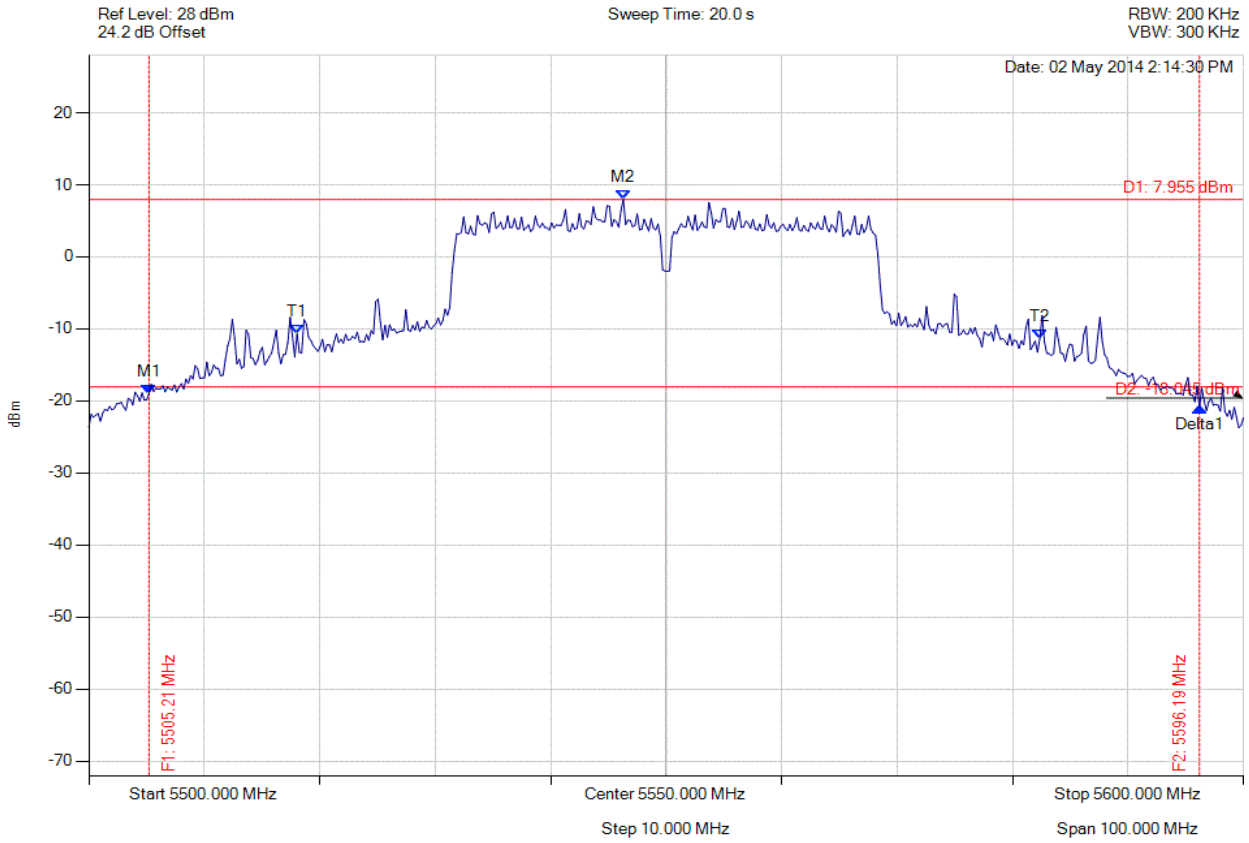

Analyser Setup	Marker : Frequency : Amplitude	Test Results
Detector = MAX PEAK Sweep Count = 0 RF Atten (dB) = 20 Trace Mode = VIEW	M1 : 5505.210 MHz : -18.996 dBm M2 : 5546.293 MHz : 7.955 dBm Delta1 : 90.982 MHz : -1.855 dB T1 : 5518.036 MHz : -10.698 dBm T2 : 5582.365 MHz : -11.369 dBm OBW : 64.329 MHz	Measured 26 dB Bandwidth: 90.982 MHz Measured 99% Bandwidth: 64.329 MHz

Back to the Matrix

26 dB & 99% BANDWIDTH

Variant: 802.11ac-40, Channel: 5550.00 MHz, Chain c, Temp: Ambient, Voltage: 3.3 Vdc

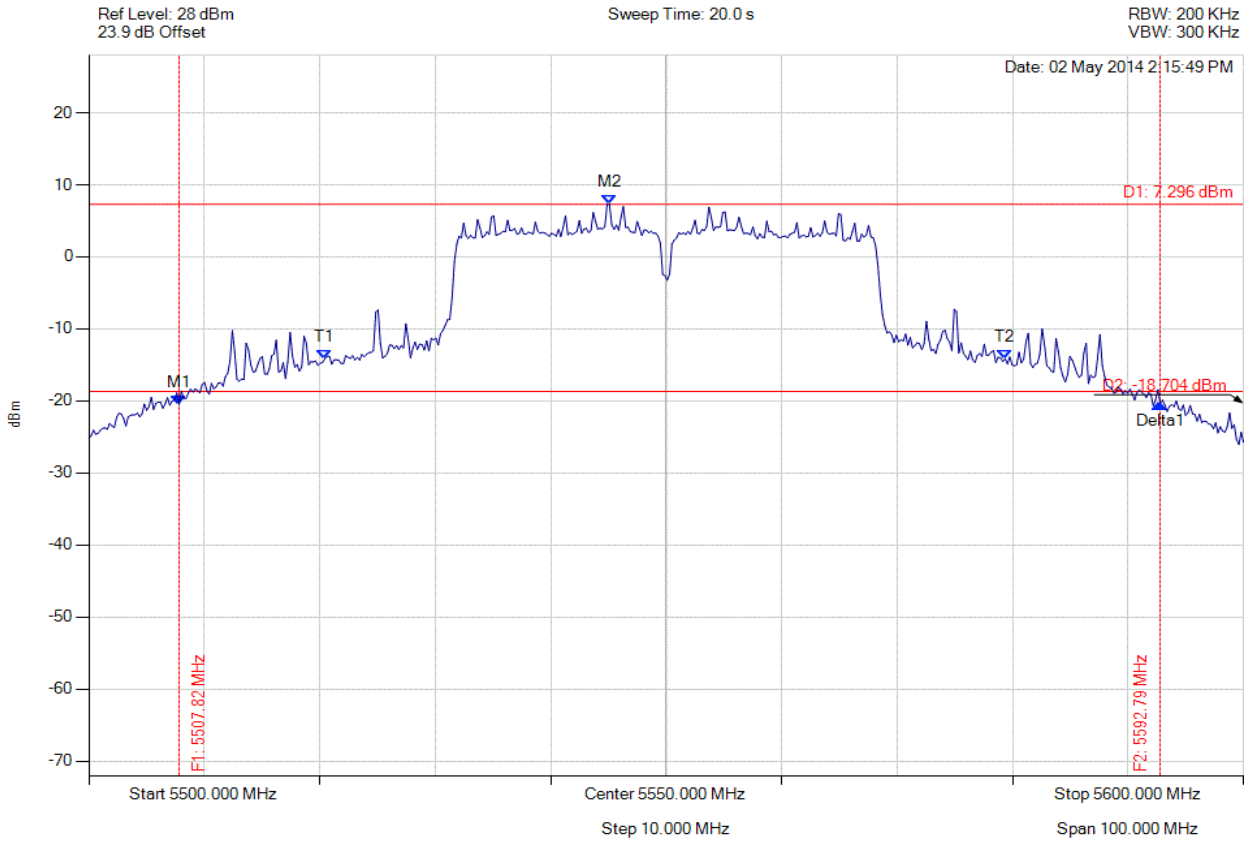

Analyser Setup	Marker : Frequency : Amplitude	Test Results
Detector = MAX PEAK Sweep Count = 0 RF Atten (dB) = 20 Trace Mode = VIEW	M1 : 5507.816 MHz : -20.546 dBm M2 : 5545.090 MHz : 7.296 dBm Delta1 : 84.970 MHz : 0.228 dB T1 : 5520.441 MHz : -14.143 dBm T2 : 5579.359 MHz : -14.147 dBm OBW : 58.918 MHz	Measured 26 dB Bandwidth: 84.970 MHz Measured 99% Bandwidth: 58.918 MHz

Back to the Matrix

26 dB & 99% BANDWIDTH

Variant: 802.11ac-40, Channel: 5710.00 MHz, Chain a, Temp: Ambient, Voltage: 3.3 Vdc

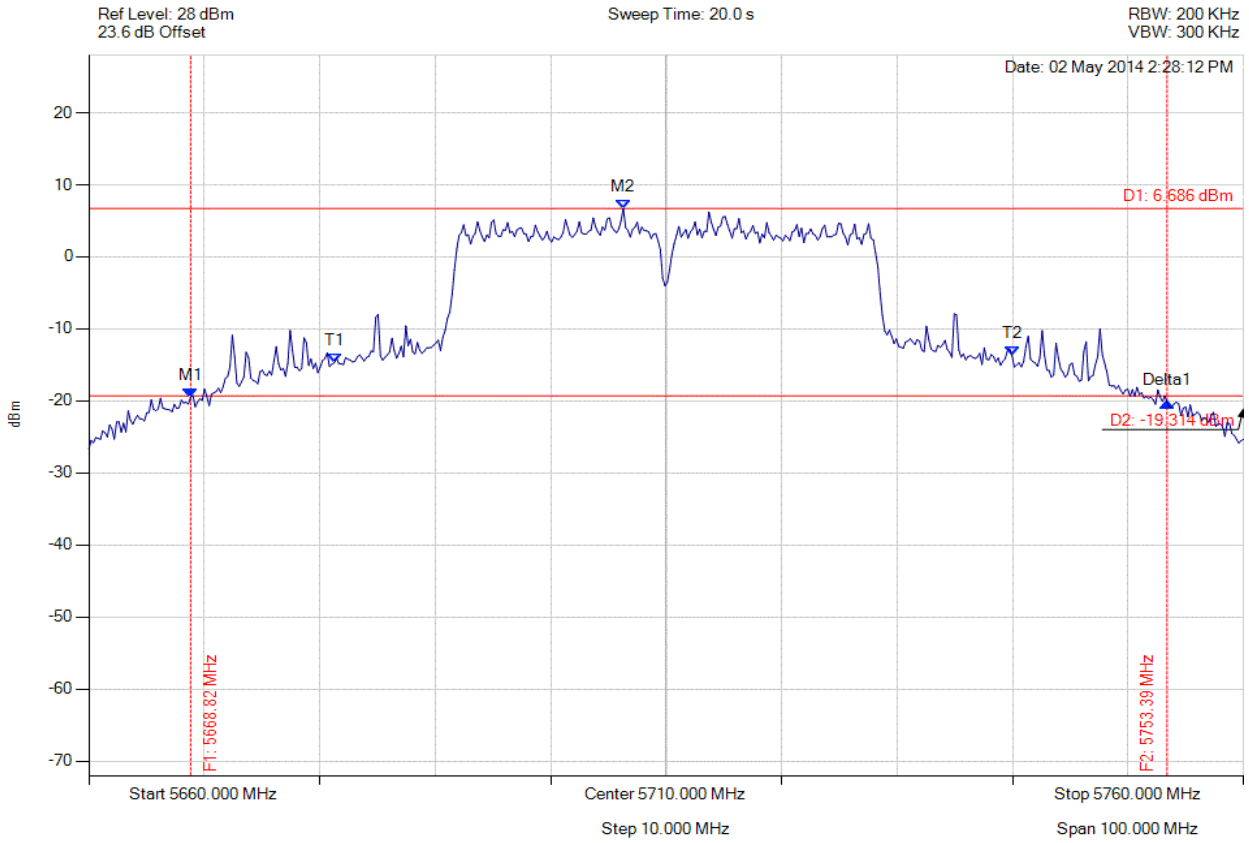

Analyser Setup	Marker : Frequency : Amplitude	Test Results
Detector = MAX PEAK Sweep Count = 0 RF Atten (dB) = 20 Trace Mode = VIEW	M1 : 5668.818 MHz : -19.480 dBm M2 : 5706.293 MHz : 6.686 dBm Delta1 : 84.569 MHz : -0.689 dB T1 : 5681.242 MHz : -14.715 dBm T2 : 5739.960 MHz : -13.753 dBm OBW : 58.717 MHz	Measured 26 dB Bandwidth: 84.569 MHz Measured 99% Bandwidth: 58.717 MHz

Back to the Matrix

26 dB & 99% BANDWIDTH

Variant: 802.11ac-40, Channel: 5710.00 MHz, Chain b, Temp: Ambient, Voltage: 3.3 Vdc

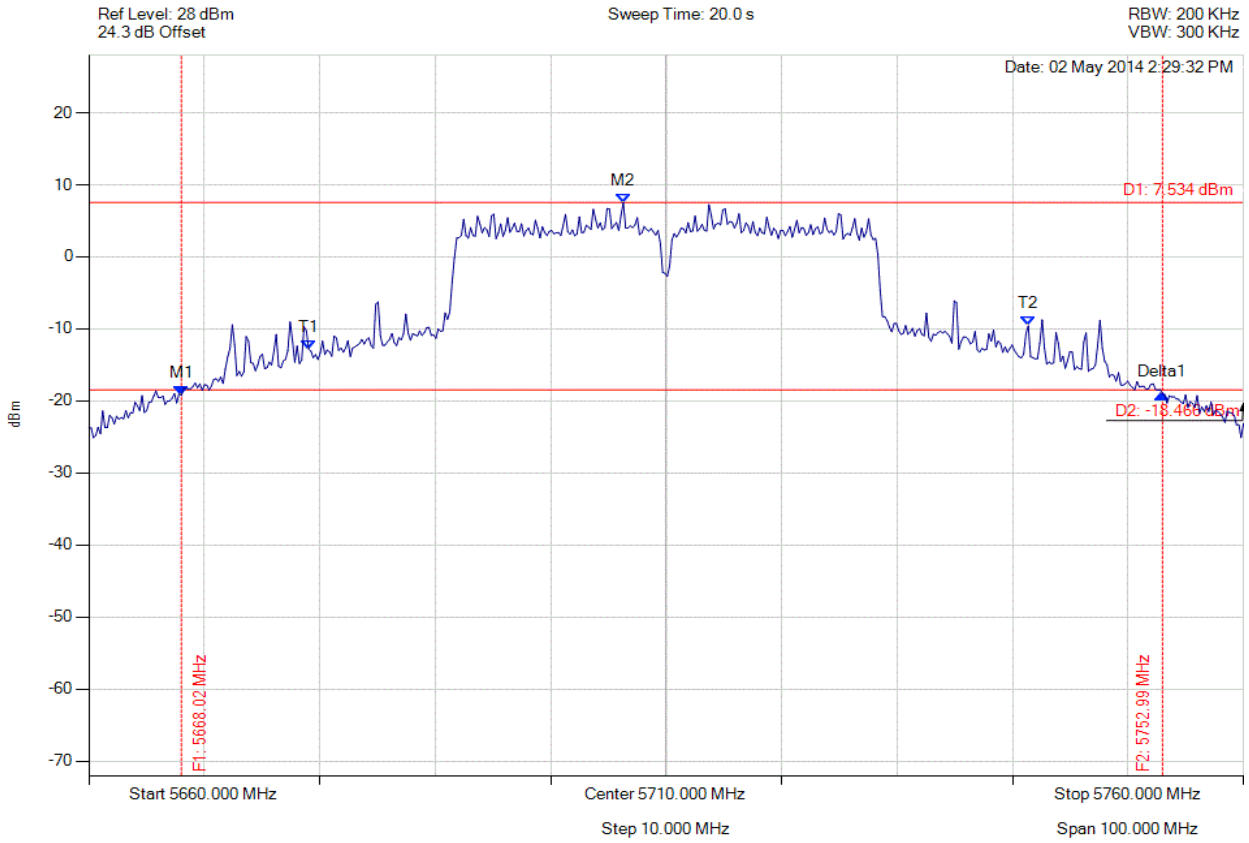

Analyser Setup	Marker : Frequency : Amplitude	Test Results
Detector = MAX PEAK Sweep Count = 0 RF Atten (dB) = 20 Trace Mode = VIEW	M1 : 5668.016 MHz : -19.248 dBm M2 : 5706.293 MHz : 7.534 dBm Delta1 : 84.970 MHz : 0.218 dB T1 : 5679.038 MHz : -12.811 dBm T2 : 5741.363 MHz : -9.586 dBm OBW : 62.325 MHz	Measured 26 dB Bandwidth: 84.970 MHz Measured 99% Bandwidth: 62.325 MHz

Back to the Matrix

26 dB & 99% BANDWIDTH

Variant: 802.11ac-40, Channel: 5710.00 MHz, Chain c, Temp: Ambient, Voltage: 3.3 Vdc

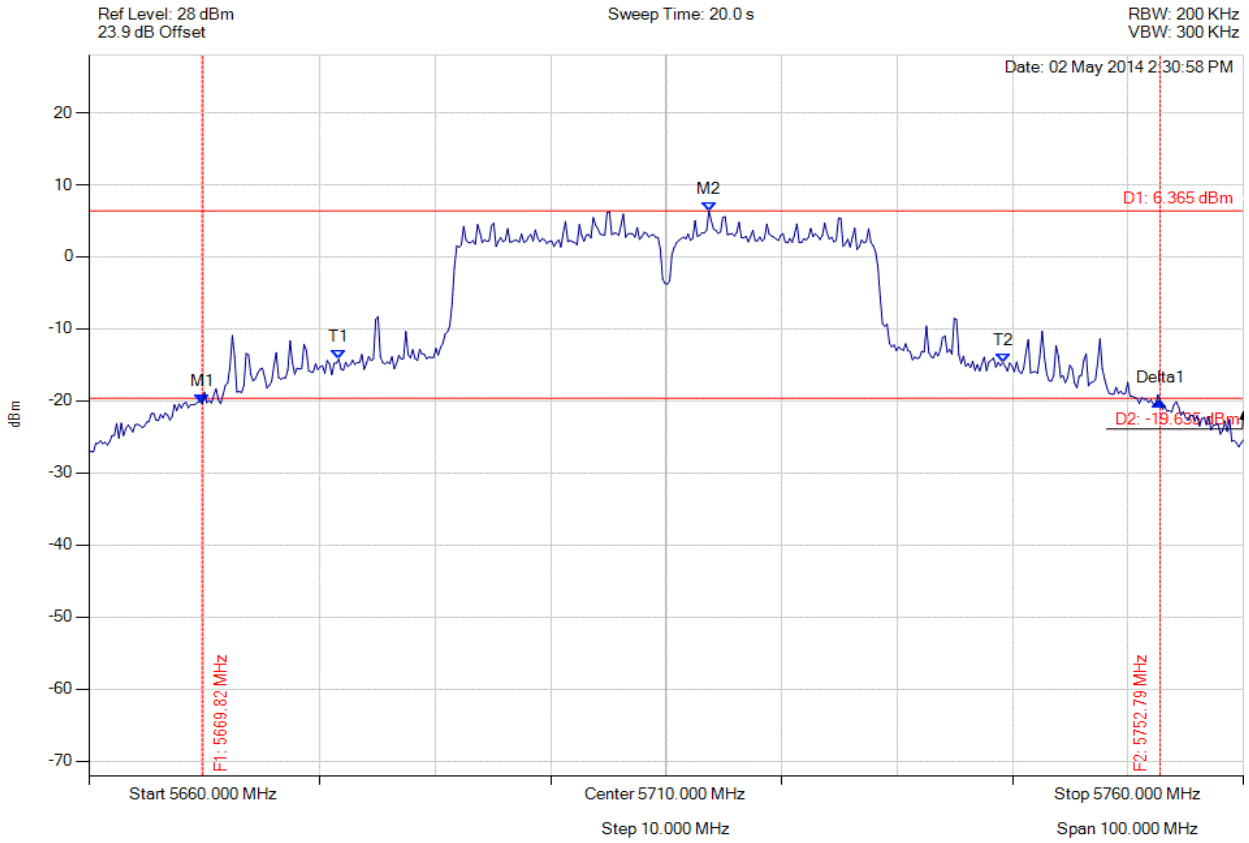

Analyser Setup	Marker : Frequency : Amplitude	Test Results
Detector = MAX PEAK Sweep Count = 0 RF Atten (dB) = 20 Trace Mode = VIEW	M1 : 5669.820 MHz : -20.423 dBm M2 : 5713.707 MHz : 6.365 dBm Delta1 : 82.966 MHz : 0.449 dB T1 : 5681.643 MHz : -14.200 dBm T2 : 5739.158 MHz : -14.674 dBm OBW : 57.515 MHz	Measured 26 dB Bandwidth: 82.966 MHz Measured 99% Bandwidth: 57.515 MHz

Back to the Matrix

26 dB & 99% BANDWIDTH

Variant: 802.11ac-80, Channel: 5530.00 MHz, Chain a, Temp: Ambient, Voltage: 3.3 Vdc

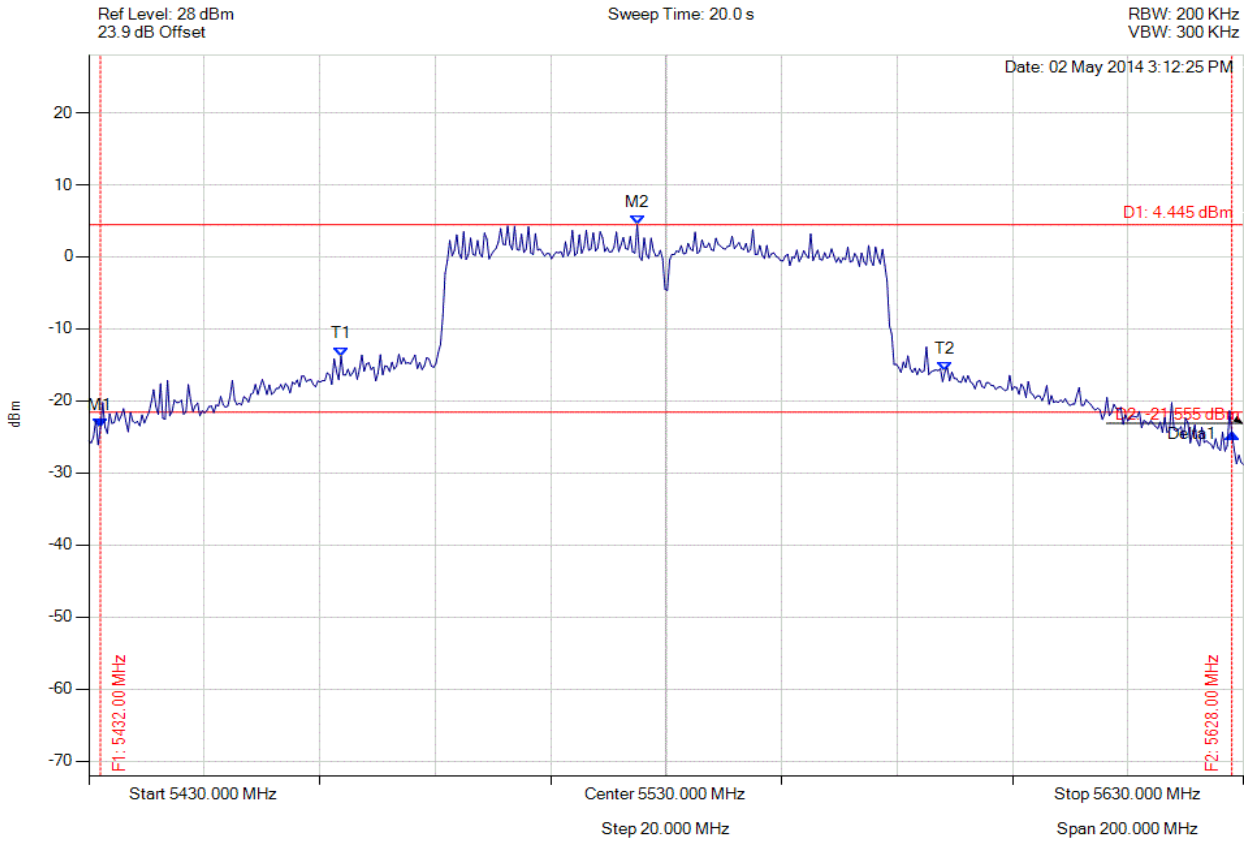

Analyser Setup	Marker : Frequency : Amplitude	Test Results
Detector = MAX PEAK Sweep Count = 0 RF Atten (dB) = 20 Trace Mode = VIEW	M1 : 5432.004 MHz : -23.795 dBm M2 : 5524.990 MHz : 4.445 dBm Delta1 : 195.992 MHz : -0.824 dB T1 : 5473.687 MHz : -13.798 dBm T2 : 5578.297 MHz : -15.933 dBm OBW : 104.609 MHz	Measured 26 dB Bandwidth: 195.992 MHz Measured 99% Bandwidth: 104.609 MHz

Back to the Matrix

26 dB & 99% BANDWIDTH

Variant: 802.11ac-80, Channel: 5530.00 MHz, Chain b, Temp: Ambient, Voltage: 3.3 Vdc

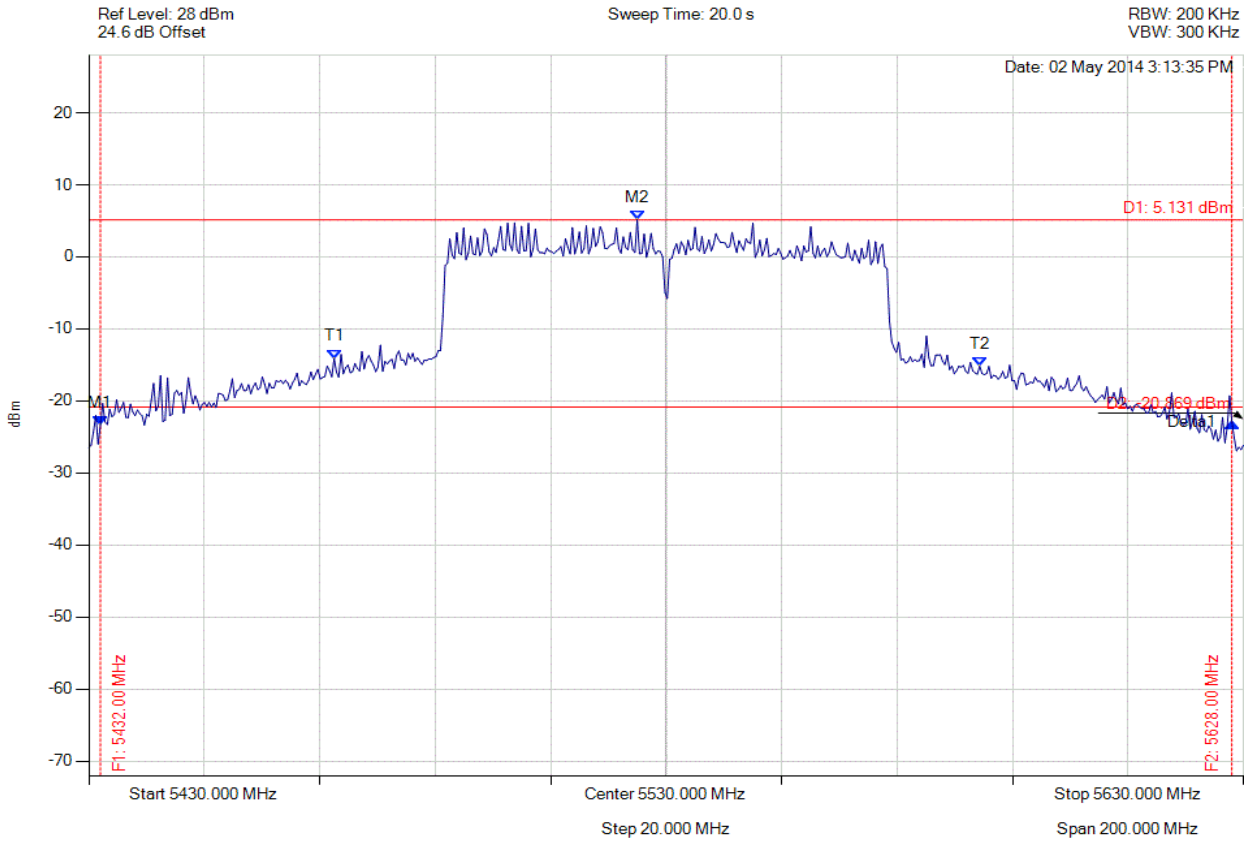

Analyser Setup	Marker : Frequency : Amplitude	Test Results
Detector = MAX PEAK Sweep Count = 0 RF Atten (dB) = 20 Trace Mode = VIEW	M1 : 5432.004 MHz : -23.315 dBm M2 : 5524.990 MHz : 5.131 dBm Delta1 : 195.992 MHz : 0.338 dB T1 : 5472.485 MHz : -14.127 dBm T2 : 5584.309 MHz : -15.183 dBm OBW : 111.824 MHz	Measured 26 dB Bandwidth: 195.992 MHz Measured 99% Bandwidth: 111.824 MHz

Back to the Matrix

26 dB & 99% BANDWIDTH

Variant: 802.11ac-80, Channel: 5530.00 MHz, Chain c, Temp: Ambient, Voltage: 3.3 Vdc

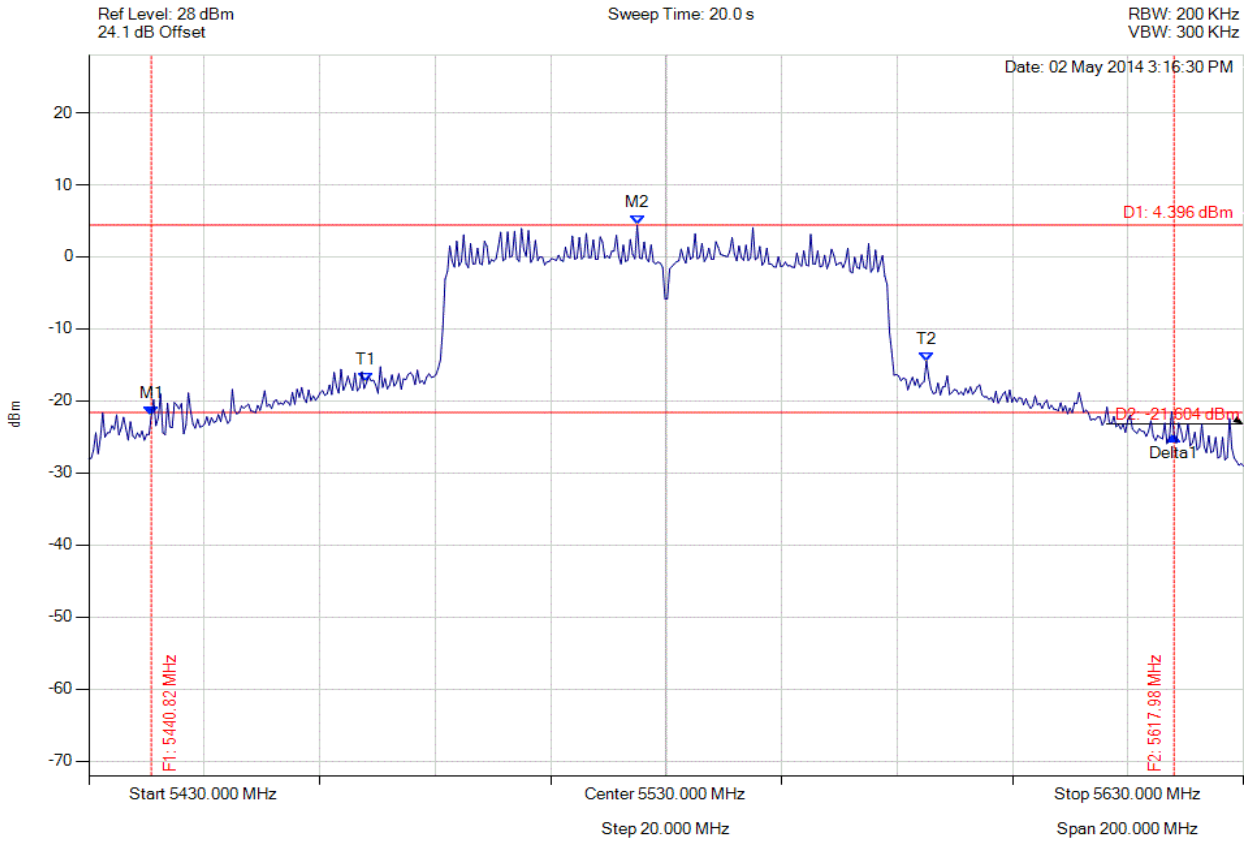

Analyser Setup	Marker : Frequency : Amplitude	Test Results
Detector = MAX PEAK Sweep Count = 0 RF Atten (dB) = 20 Trace Mode = VIEW	M1 : 5440.822 MHz : -22.030 dBm M2 : 5524.990 MHz : 4.396 dBm Delta1 : 177.154 MHz : -2.784 dB T1 : 5478.096 MHz : -17.442 dBm T2 : 5575.090 MHz : -14.479 dBm OBW : 96.994 MHz	Measured 26 dB Bandwidth: 177.154 MHz Measured 99% Bandwidth: 96.994 MHz

Back to the Matrix

26 dB & 99% BANDWIDTH

Variant: 802.11ac-80, Channel: 5690.00 MHz, Chain a, Temp: Ambient, Voltage: 3.3 Vdc

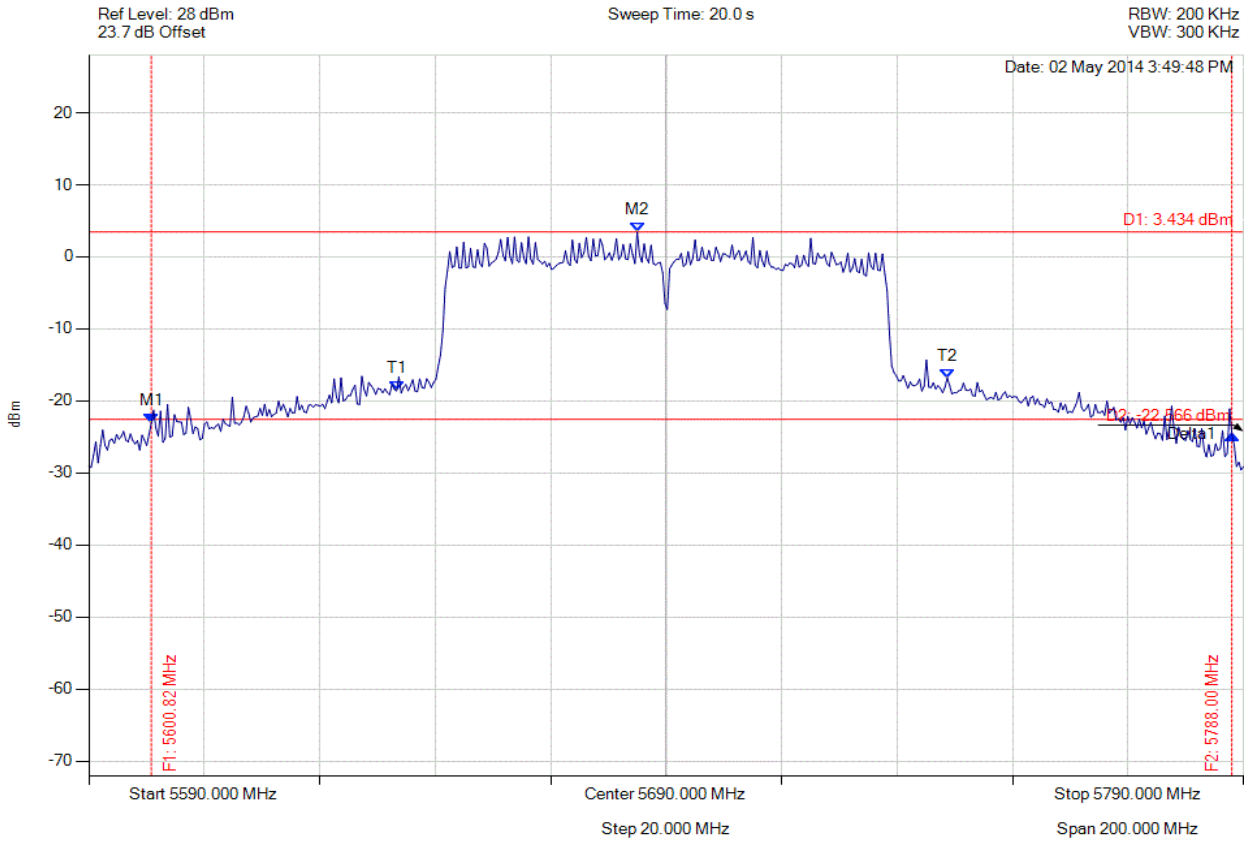

Analyser Setup	Marker : Frequency : Amplitude	Test Results
Detector = MAX PEAK Sweep Count = 0 RF Atten (dB) = 20 Trace Mode = VIEW	M1 : 5600.822 MHz : -23.063 dBm M2 : 5684.990 MHz : 3.434 dBm Delta1 : 187.174 MHz : -1.570 dB T1 : 5643.307 MHz : -18.595 dBm T2 : 5738.697 MHz : -16.812 dBm OBW : 95.391 MHz	Measured 26 dB Bandwidth: 187.174 MHz Measured 99% Bandwidth: 95.391 MHz

Back to the Matrix

26 dB & 99% BANDWIDTH

Variant: 802.11ac-80, Channel: 5690.00 MHz, Chain b, Temp: Ambient, Voltage: 3.3 Vdc

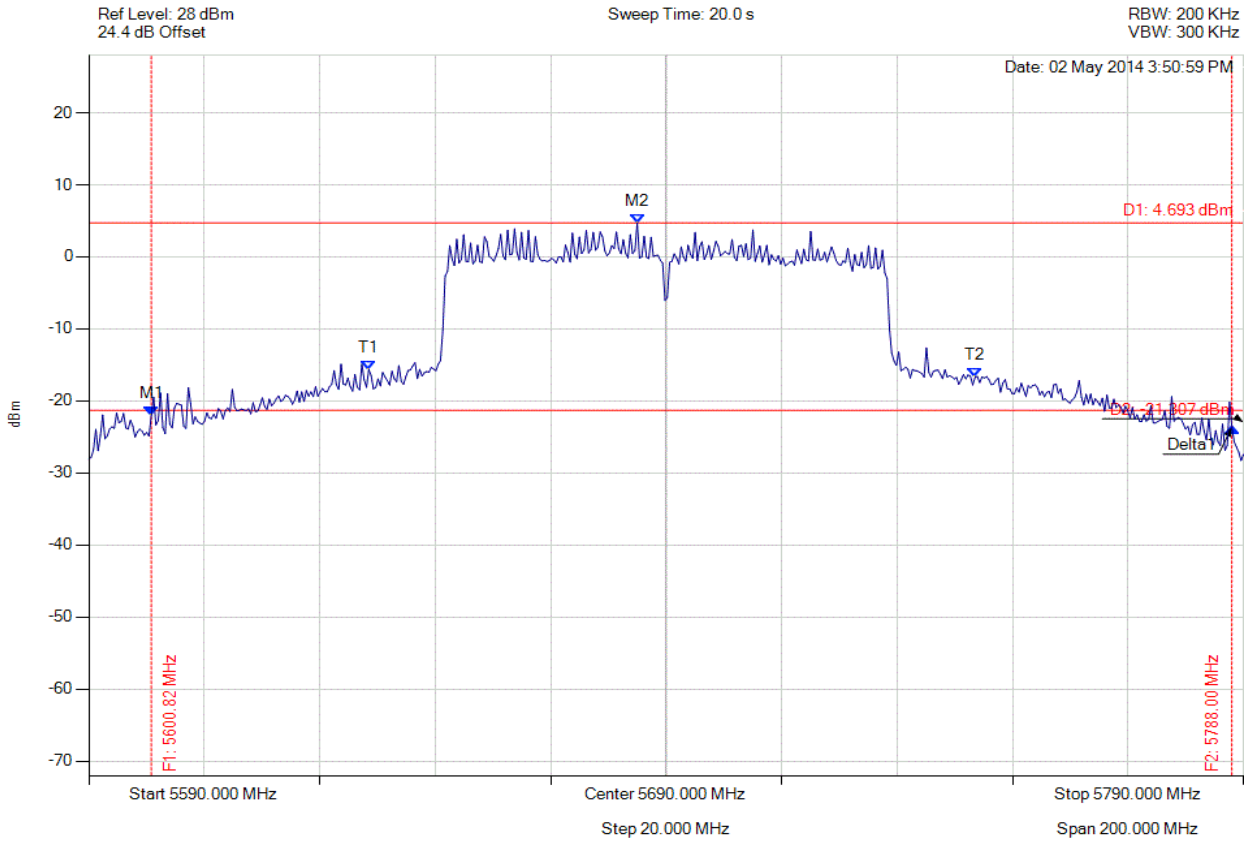

Analyser Setup	Marker : Frequency : Amplitude	Test Results
Detector = MAX PEAK Sweep Count = 0 RF Atten (dB) = 20 Trace Mode = VIEW	M1 : 5600.822 MHz : -21.994 dBm M2 : 5684.990 MHz : 4.693 dBm Delta1 : 187.174 MHz : -1.647 dB T1 : 5638.497 MHz : -15.646 dBm T2 : 5743.507 MHz : -16.712 dBm OBW : 105.010 MHz	Measured 26 dB Bandwidth: 187.174 MHz Measured 99% Bandwidth: 105.010 MHz

Back to the Matrix

26 dB & 99% BANDWIDTH

Variant: 802.11ac-80, Channel: 5690.00 MHz, Chain c, Temp: Ambient, Voltage: 3.3 Vdc

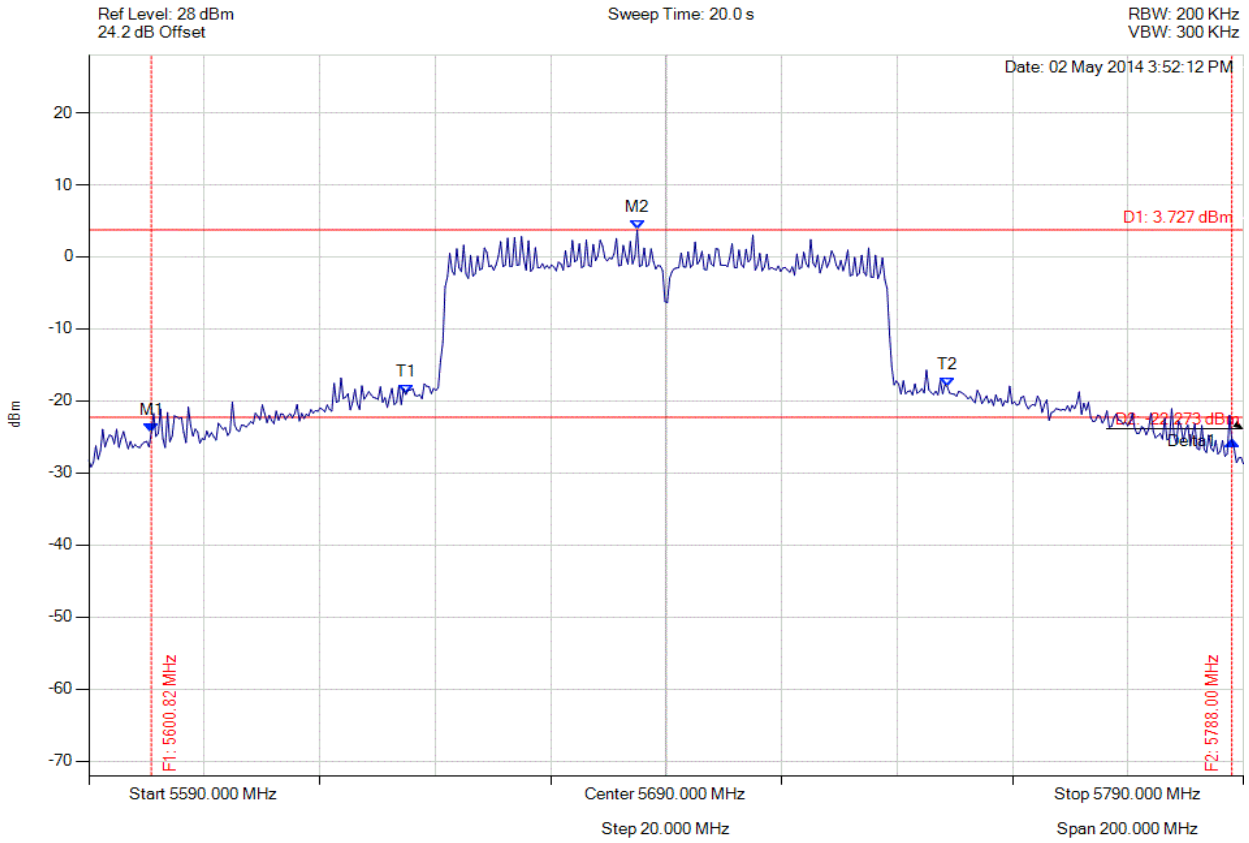

Analyser Setup	Marker : Frequency : Amplitude	Test Results
Detector = MAX PEAK Sweep Count = 0 RF Atten (dB) = 20 Trace Mode = VIEW	M1 : 5600.822 MHz : -24.414 dBm M2 : 5684.990 MHz : 3.727 dBm Delta1 : 187.174 MHz : -1.159 dB T1 : 5644.910 MHz : -19.112 dBm T2 : 5738.697 MHz : -18.022 dBm OBW : 93.788 MHz	Measured 26 dB Bandwidth: 187.174 MHz Measured 99% Bandwidth: 93.788 MHz

Back to the Matrix

26 dB & 99% BANDWIDTH

Variant: 802.11n HT-20, Channel: 5500.00 MHz, Chain a, Temp: Ambient, Voltage: 3.3 Vdc

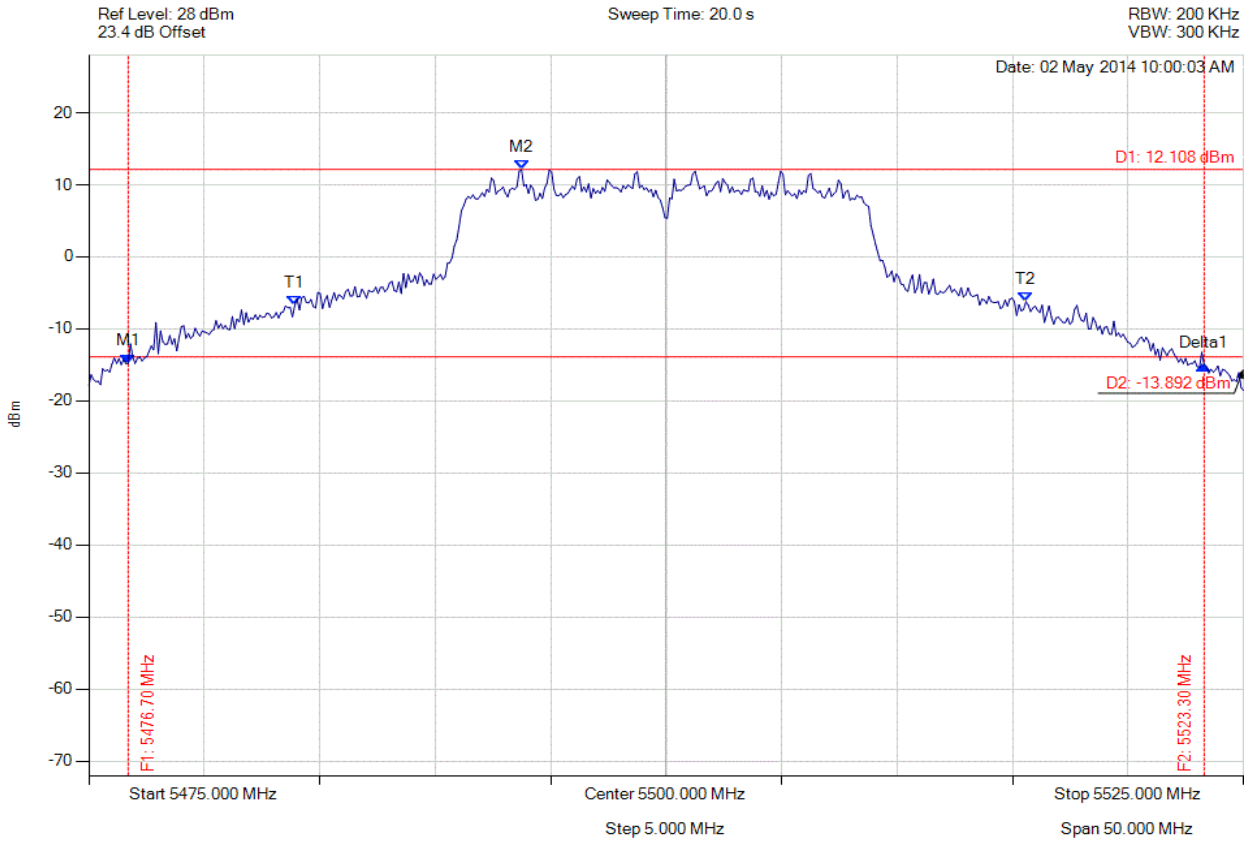

Analyser Setup	Marker : Frequency : Amplitude	Test Results
Detector = MAX PEAK Sweep Count = 0 RF Atten (dB) = 20 Trace Mode = VIEW	M1 : 5476.703 MHz : -14.800 dBm M2 : 5493.737 MHz : 12.108 dBm Delta1 : 46.593 MHz : -0.218 dB T1 : 5483.918 MHz : -6.757 dBm T2 : 5515.581 MHz : -6.226 dBm OBW : 31.663 MHz	Measured 26 dB Bandwidth: 46.593 MHz Measured 99% Bandwidth: 31.663 MHz

Back to the Matrix

26 dB & 99% BANDWIDTH

Variant: 802.11n HT-20, Channel: 5500.00 MHz, Chain b, Temp: Ambient, Voltage: 3.3 Vdc

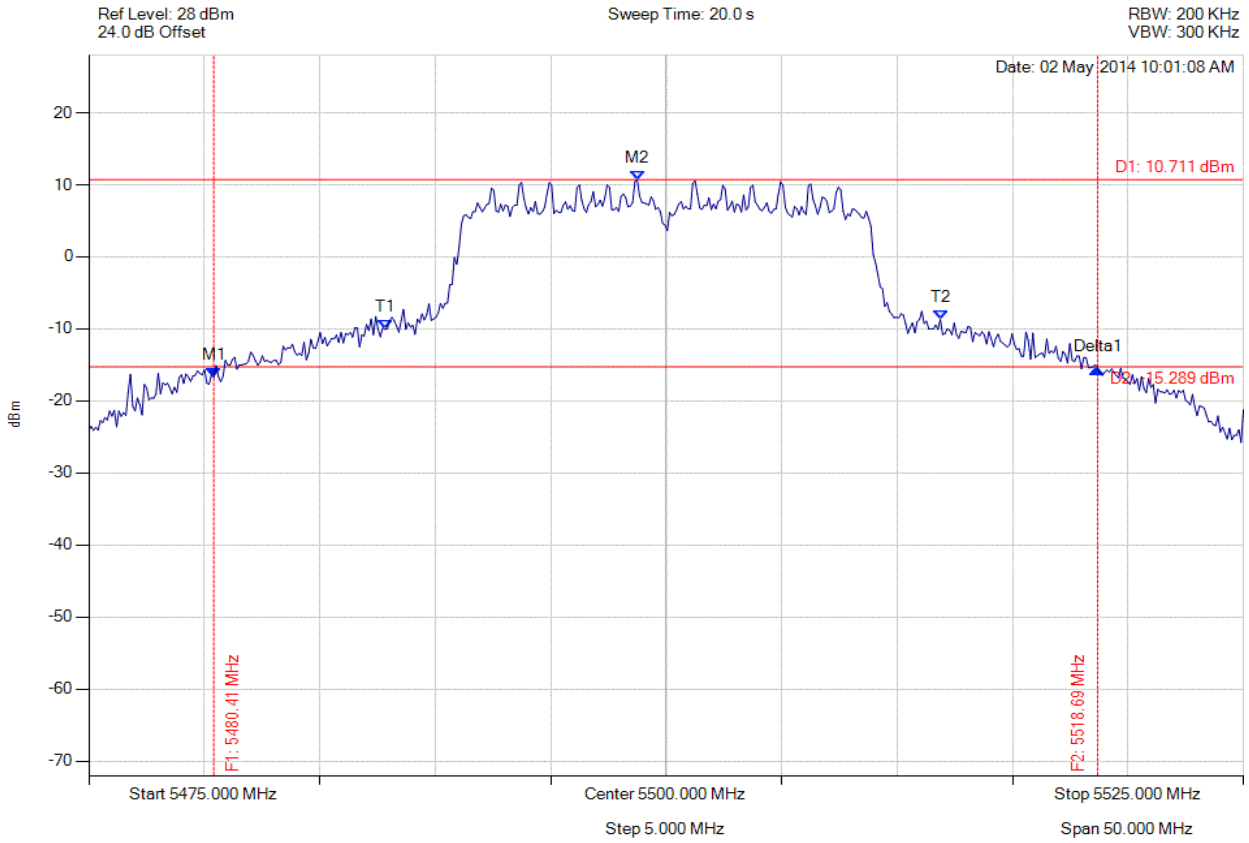

Analyser Setup	Marker : Frequency : Amplitude	Test Results
Detector = MAX PEAK Sweep Count = 0 RF Atten (dB) = 20 Trace Mode = VIEW	M1 : 5480.411 MHz : -16.738 dBm M2 : 5498.747 MHz : 10.711 dBm Delta1 : 38.277 MHz : 1.224 dB T1 : 5487.826 MHz : -10.074 dBm T2 : 5511.874 MHz : -8.689 dBm OBW : 24.048 MHz	Measured 26 dB Bandwidth: 38.277 MHz Measured 99% Bandwidth: 24.048 MHz

Back to the Matrix

26 dB & 99% BANDWIDTH

Variant: 802.11n HT-20, Channel: 5500.00 MHz, Chain c, Temp: Ambient, Voltage: 3.3 Vdc

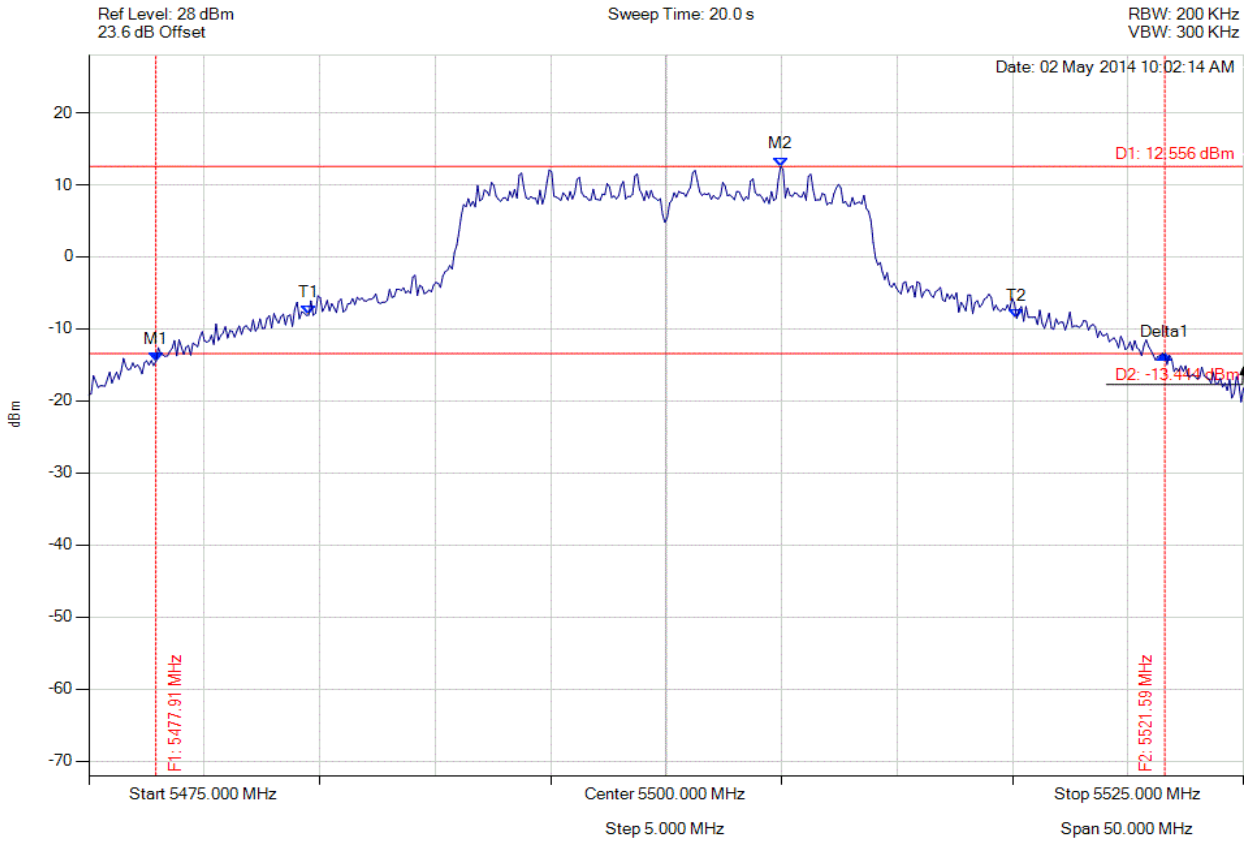

Analyser Setup	Marker : Frequency : Amplitude	Test Results
Detector = MAX PEAK Sweep Count = 0 RF Atten (dB) = 20 Trace Mode = VIEW	M1 : 5477.906 MHz : -14.538 dBm M2 : 5504.960 MHz : 12.556 dBm Delta1 : 43.687 MHz : 0.938 dB T1 : 5484.519 MHz : -8.079 dBm T2 : 5515.180 MHz : -8.555 dBm OBW : 30.661 MHz	Measured 26 dB Bandwidth: 43.687 MHz Measured 99% Bandwidth: 30.661 MHz

Back to the Matrix

26 dB & 99% BANDWIDTH

Variant: 802.11n HT-20, Channel: 5580.00 MHz, Chain a, Temp: Ambient, Voltage: 3.3 Vdc

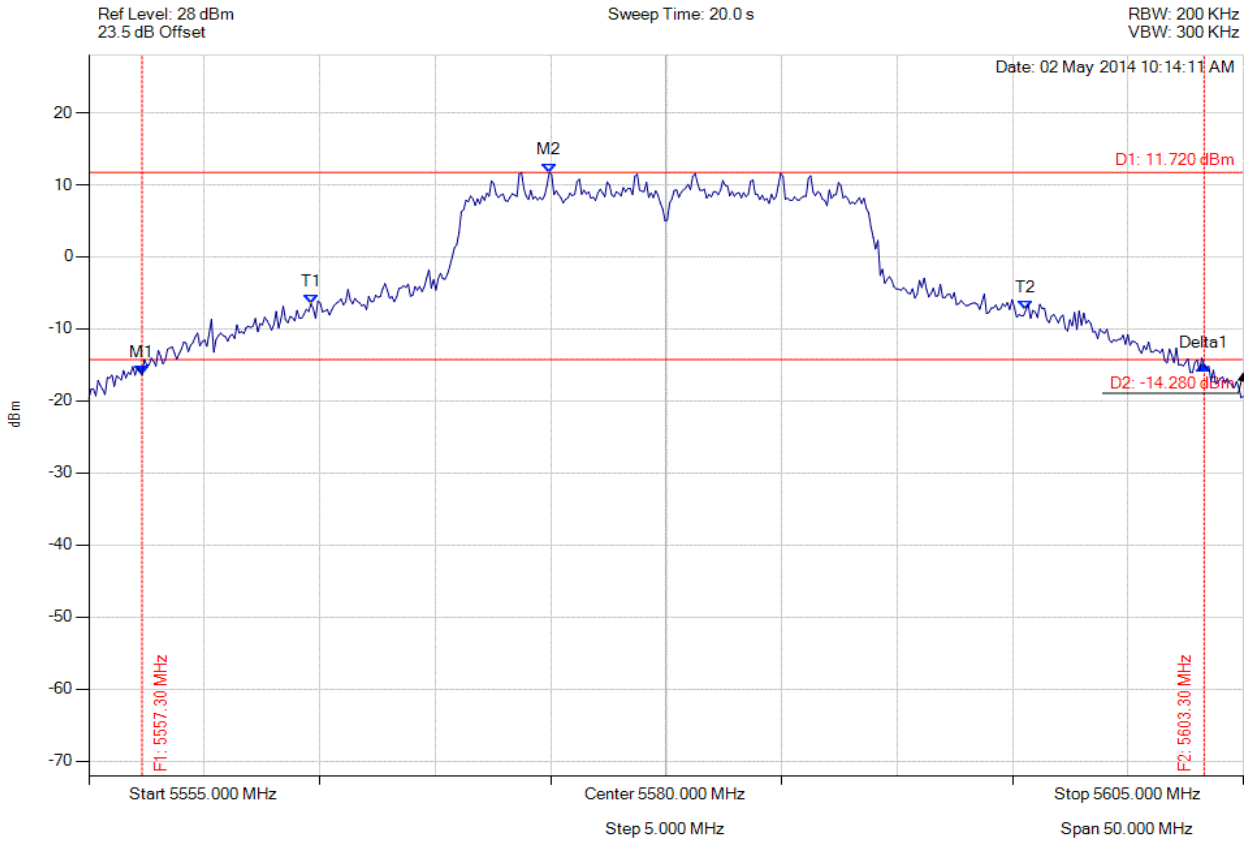

Analyser Setup	Marker : Frequency : Amplitude	Test Results
Detector = MAX PEAK Sweep Count = 0 RF Atten (dB) = 20 Trace Mode = VIEW	M1 : 5557.305 MHz : -16.415 dBm M2 : 5574.940 MHz : 11.720 dBm Delta1 : 45.992 MHz : 1.332 dB T1 : 5564.619 MHz : -6.511 dBm T2 : 5595.581 MHz : -7.353 dBm OBW : 30.962 MHz	Measured 26 dB Bandwidth: 45.992 MHz Measured 99% Bandwidth: 30.962 MHz

Back to the Matrix

26 dB & 99% BANDWIDTH

Variant: 802.11n HT-20, Channel: 5580.00 MHz, Chain b, Temp: Ambient, Voltage: 3.3 Vdc

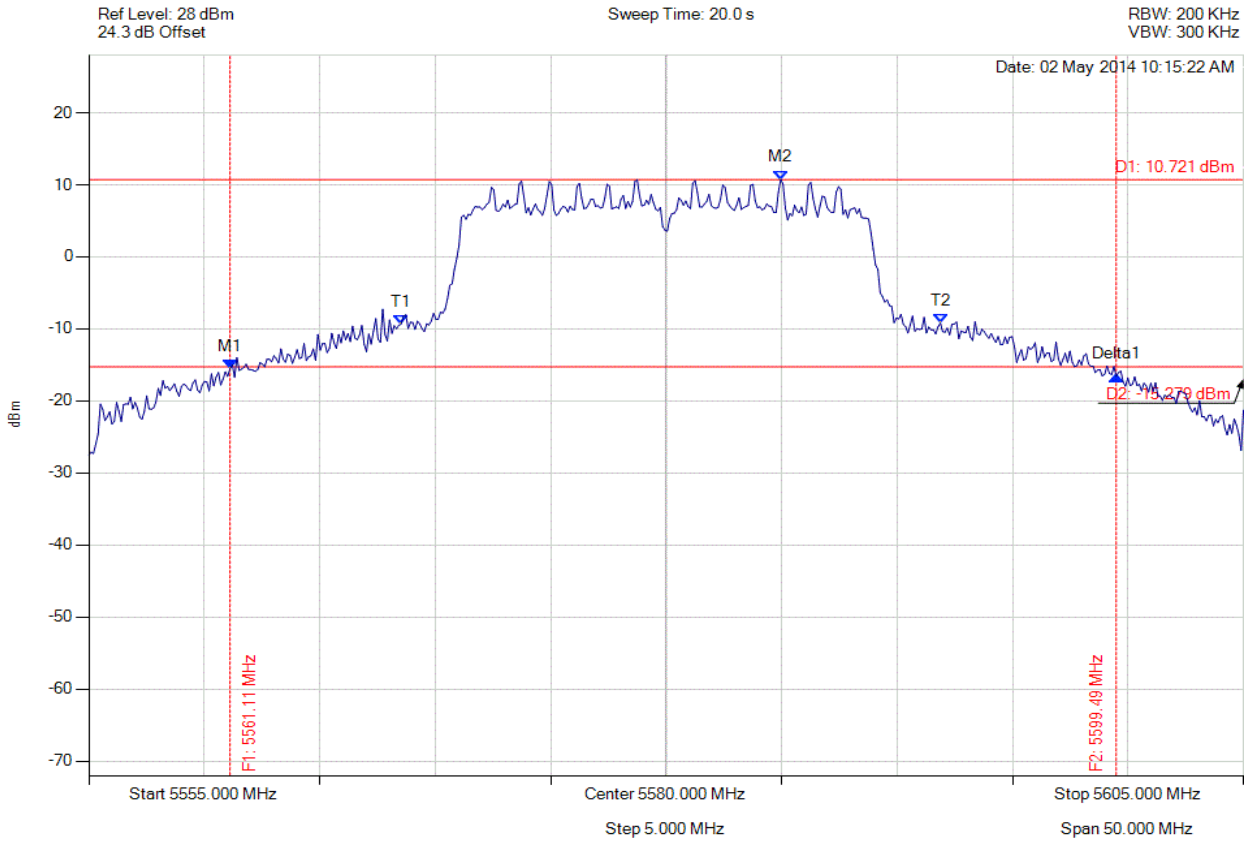

Analyser Setup	Marker : Frequency : Amplitude	Test Results
Detector = MAX PEAK Sweep Count = 0 RF Atten (dB) = 20 Trace Mode = VIEW	M1 : 5561.112 MHz : -15.524 dBm M2 : 5584.960 MHz : 10.721 dBm Delta1 : 38.377 MHz : -1.053 dB T1 : 5568.527 MHz : -9.309 dBm T2 : 5591.874 MHz : -9.187 dBm OBW : 23.347 MHz	Measured 26 dB Bandwidth: 38.377 MHz Measured 99% Bandwidth: 23.347 MHz

Back to the Matrix

26 dB & 99% BANDWIDTH

Variant: 802.11n HT-20, Channel: 5580.00 MHz, Chain c, Temp: Ambient, Voltage: 3.3 Vdc

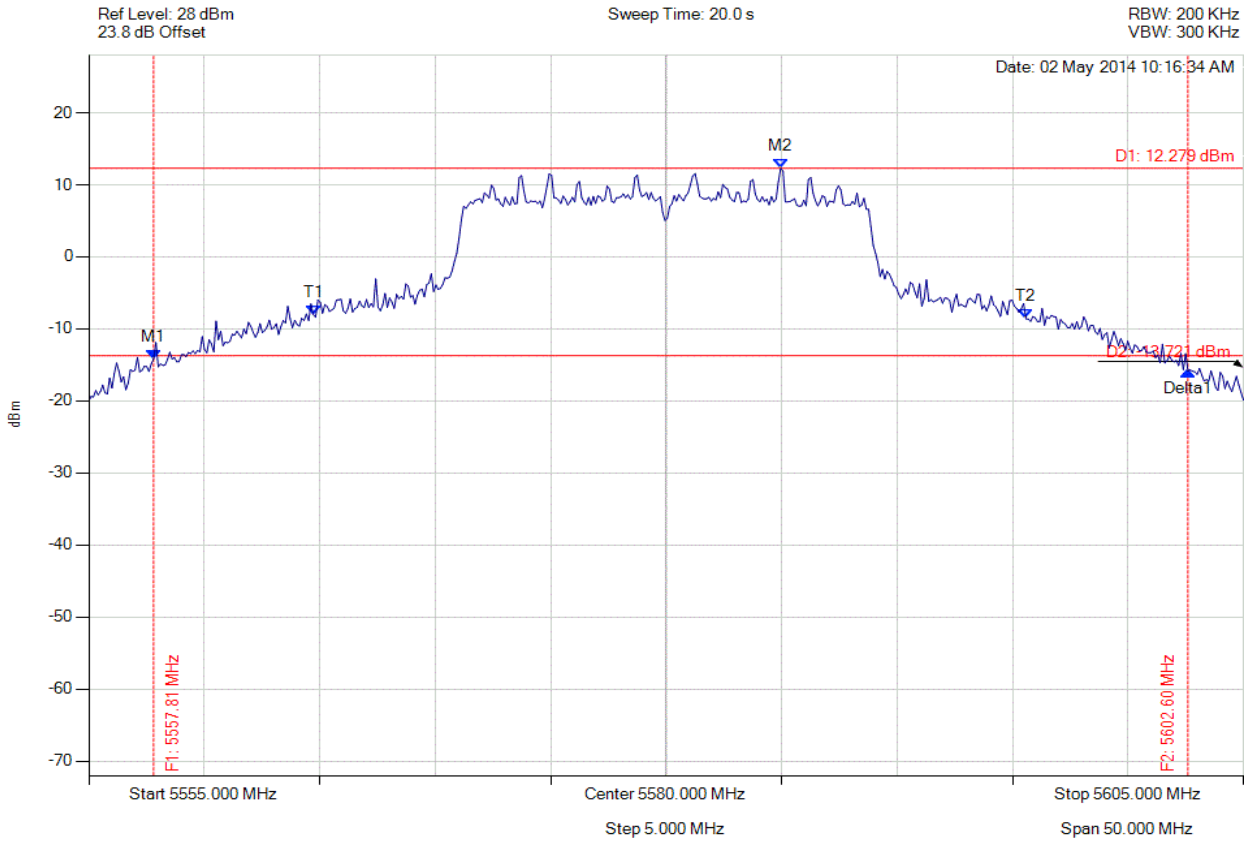

Analyser Setup	Marker : Frequency : Amplitude	Test Results
Detector = MAX PEAK Sweep Count = 0 RF Atten (dB) = 20 Trace Mode = VIEW	M1 : 5557.806 MHz : -14.180 dBm M2 : 5584.960 MHz : 12.279 dBm Delta1 : 44.790 MHz : -1.666 dB T1 : 5564.719 MHz : -8.005 dBm T2 : 5595.581 MHz : -8.607 dBm OBW : 30.862 MHz	Measured 26 dB Bandwidth: 44.790 MHz Measured 99% Bandwidth: 30.862 MHz

Back to the Matrix

26 dB & 99% BANDWIDTH

Variant: 802.11n HT-20, Channel: 5720.00 MHz, Chain a, Temp: Ambient, Voltage: 3.3 Vdc

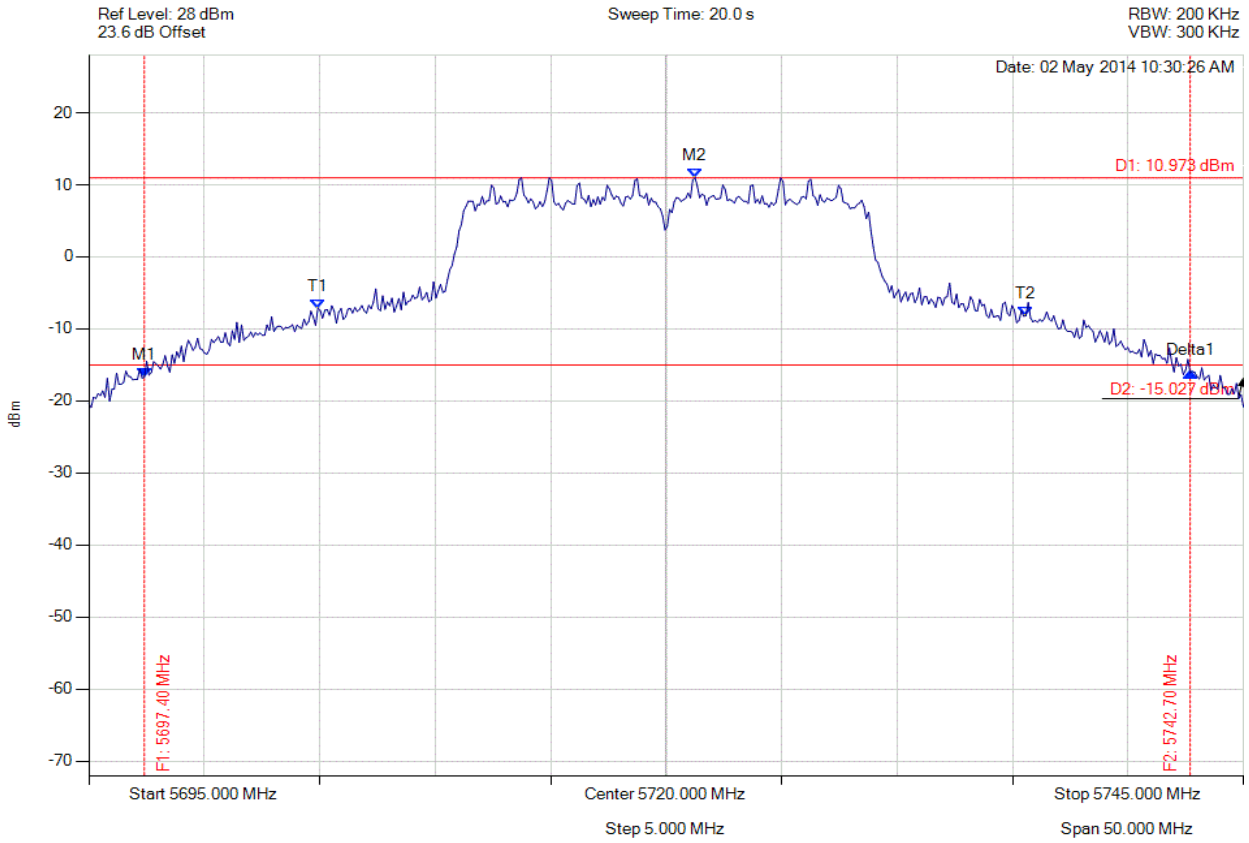

Analyser Setup	Marker : Frequency : Amplitude	Test Results
Detector = MAX PEAK Sweep Count = 0 RF Atten (dB) = 20 Trace Mode = VIEW	M1 : 5697.405 MHz : -16.718 dBm M2 : 5721.253 MHz : 10.973 dBm Delta1 : 45.291 MHz : 0.647 dB T1 : 5704.920 MHz : -7.141 dBm T2 : 5735.581 MHz : -8.201 dBm OBW : 30.661 MHz	Measured 26 dB Bandwidth: 45.291 MHz Measured 99% Bandwidth: 30.661 MHz

Back to the Matrix

26 dB & 99% BANDWIDTH

Variant: 802.11n HT-20, Channel: 5720.00 MHz, Chain b, Temp: Ambient, Voltage: 3.3 Vdc

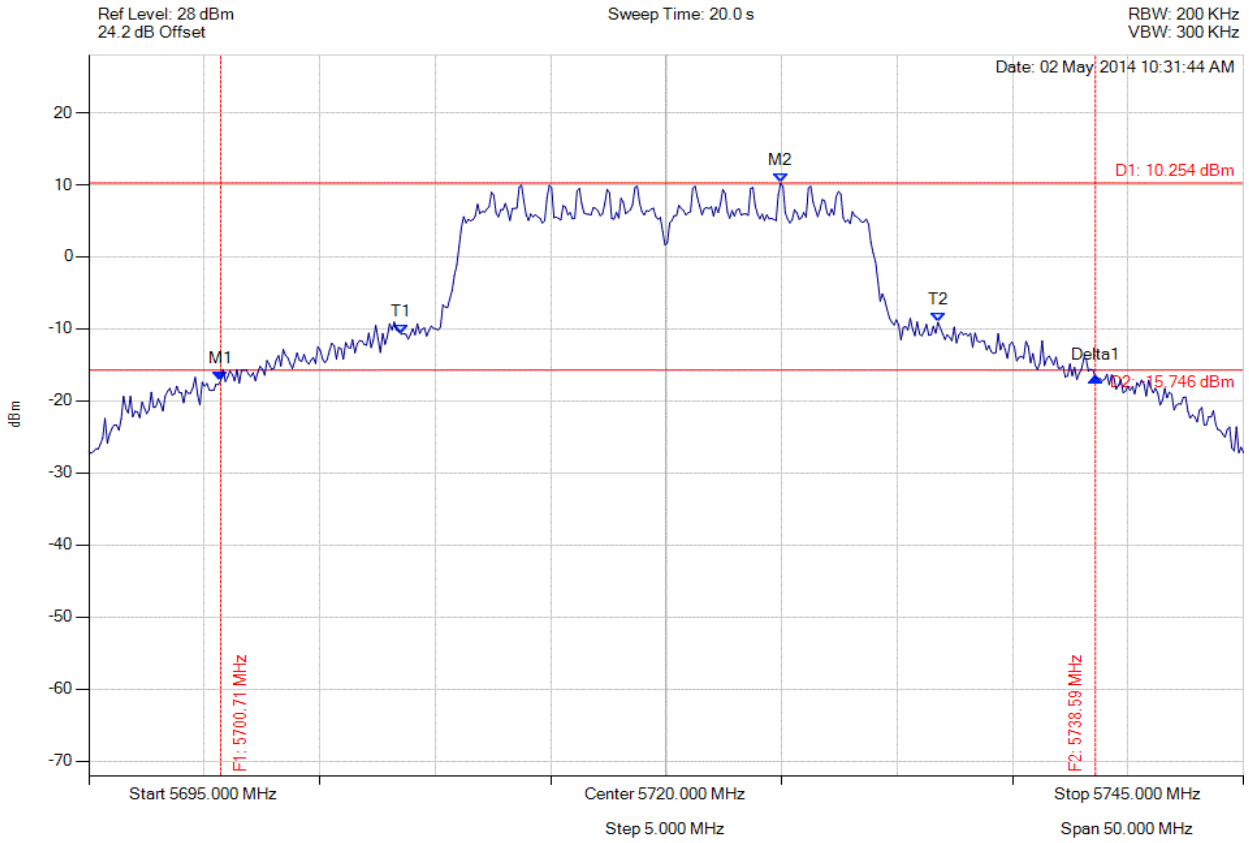

Analyser Setup	Marker : Frequency : Amplitude	Test Results
Detector = MAX PEAK Sweep Count = 0 RF Atten (dB) = 20 Trace Mode = VIEW	M1 : 5700.711 MHz : -17.210 dBm M2 : 5724.960 MHz : 10.254 dBm Delta1 : 37.876 MHz : 0.480 dB T1 : 5708.527 MHz : -10.741 dBm T2 : 5731.774 MHz : -9.108 dBm OBW : 23.246 MHz	Measured 26 dB Bandwidth: 37.876 MHz Measured 99% Bandwidth: 23.246 MHz

Back to the Matrix

26 dB & 99% BANDWIDTH

Variant: 802.11n HT-20, Channel: 5720.00 MHz, Chain c, Temp: Ambient, Voltage: 3.3 Vdc

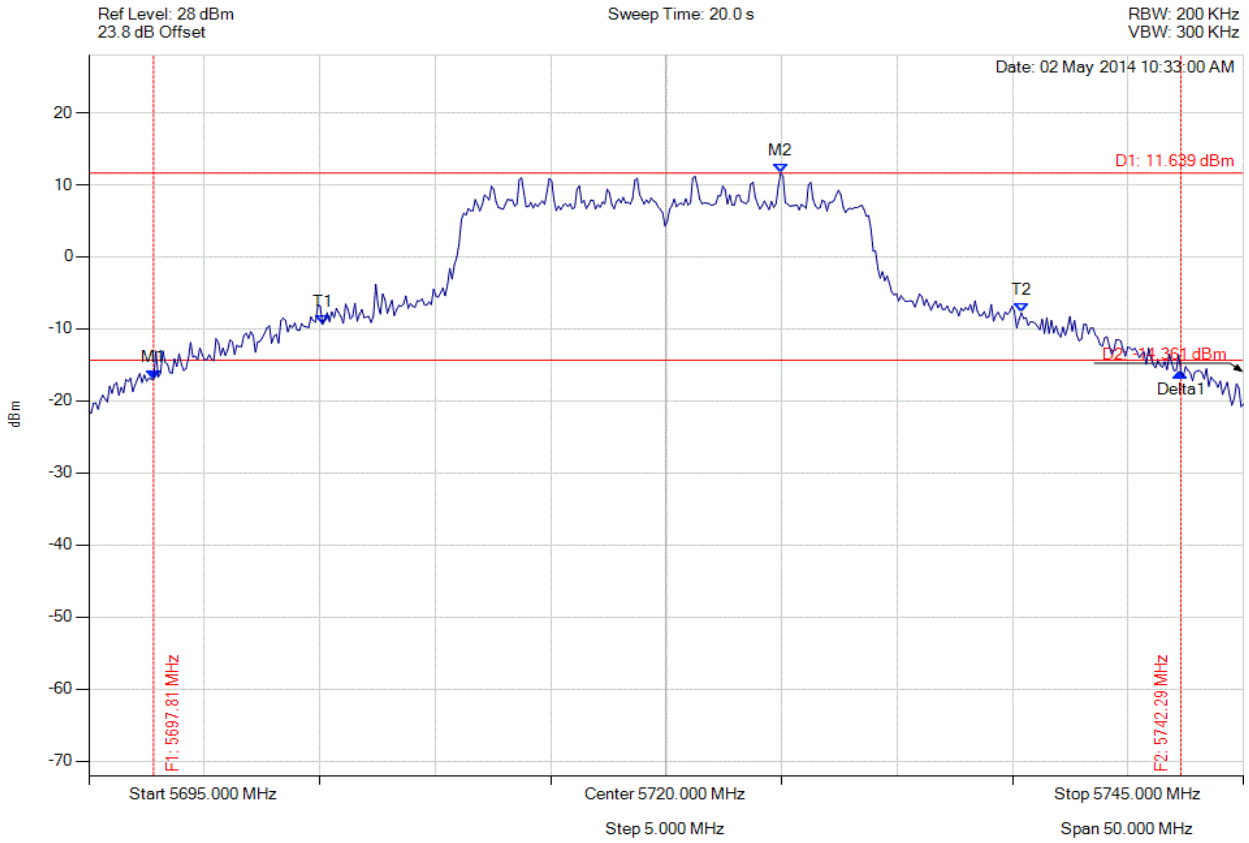

Analyser Setup	Marker : Frequency : Amplitude	Test Results
Detector = MAX PEAK Sweep Count = 0 RF Atten (dB) = 20 Trace Mode = VIEW	M1 : 5697.806 MHz : -16.976 dBm M2 : 5724.960 MHz : 11.639 dBm Delta1 : 44.489 MHz : 0.970 dB T1 : 5705.120 MHz : -9.380 dBm T2 : 5735.381 MHz : -7.765 dBm OBW : 30.261 MHz	Measured 26 dB Bandwidth: 44.489 MHz Measured 99% Bandwidth: 30.261 MHz

Back to the Matrix

26 dB & 99% BANDWIDTH

Variant: 802.11n HT-40, Channel: 5510.00 MHz, Chain a, Temp: Ambient, Voltage: 3.3 Vdc

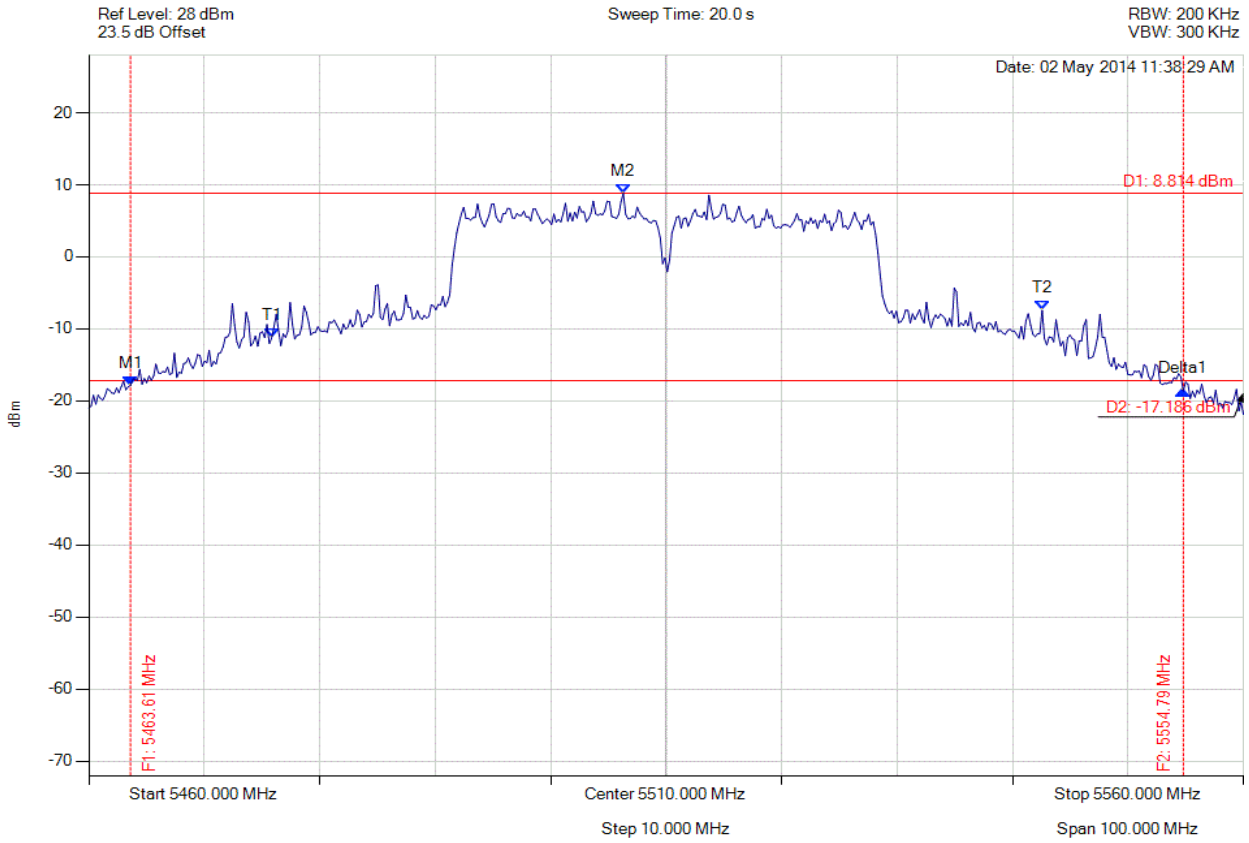

Analyser Setup	Marker : Frequency : Amplitude	Test Results
Detector = MAX PEAK Sweep Count = 0 RF Atten (dB) = 20 Trace Mode = VIEW	M1 : 5463.607 MHz : -17.851 dBm M2 : 5506.293 MHz : 8.814 dBm Delta1 : 91.182 MHz : -0.759 dB T1 : 5475.832 MHz : -11.272 dBm T2 : 5542.565 MHz : -7.430 dBm OBW : 66.733 MHz	Measured 26 dB Bandwidth: 91.182 MHz Measured 99% Bandwidth: 66.733 MHz

Back to the Matrix

26 dB & 99% BANDWIDTH

Variant: 802.11n HT-40, Channel: 5510.00 MHz, Chain b, Temp: Ambient, Voltage: 3.3 Vdc

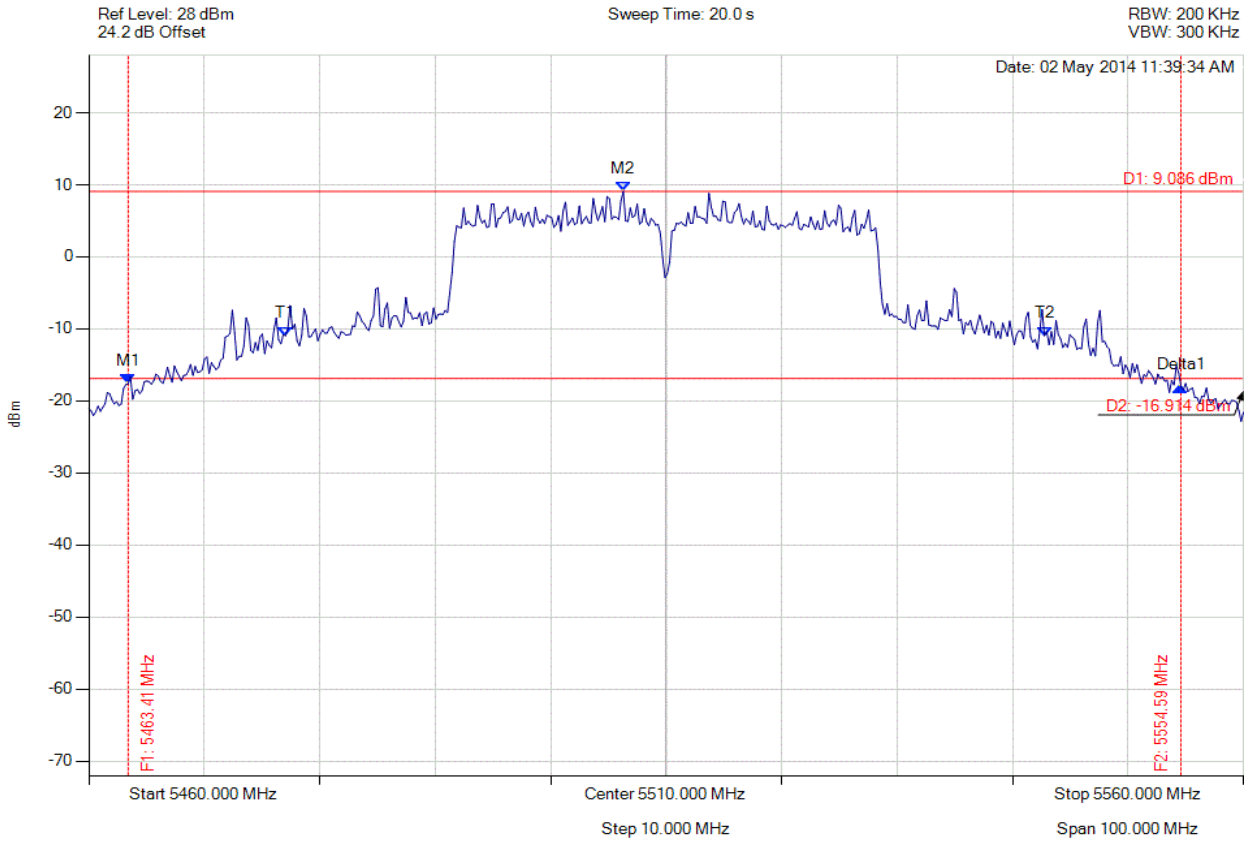

Analyser Setup	Marker : Frequency : Amplitude	Test Results
Detector = MAX PEAK Sweep Count = 0 RF Atten (dB) = 20 Trace Mode = VIEW	M1 : 5463.407 MHz : -17.619 dBm M2 : 5506.293 MHz : 9.086 dBm Delta1 : 91.182 MHz : -0.368 dB T1 : 5477.034 MHz : -10.960 dBm T2 : 5542.766 MHz : -10.958 dBm OBW : 65.731 MHz	Measured 26 dB Bandwidth: 91.182 MHz Measured 99% Bandwidth: 65.731 MHz

Back to the Matrix

26 dB & 99% BANDWIDTH

Variant: 802.11n HT-40, Channel: 5510.00 MHz, Chain c, Temp: Ambient, Voltage: 3.3 Vdc

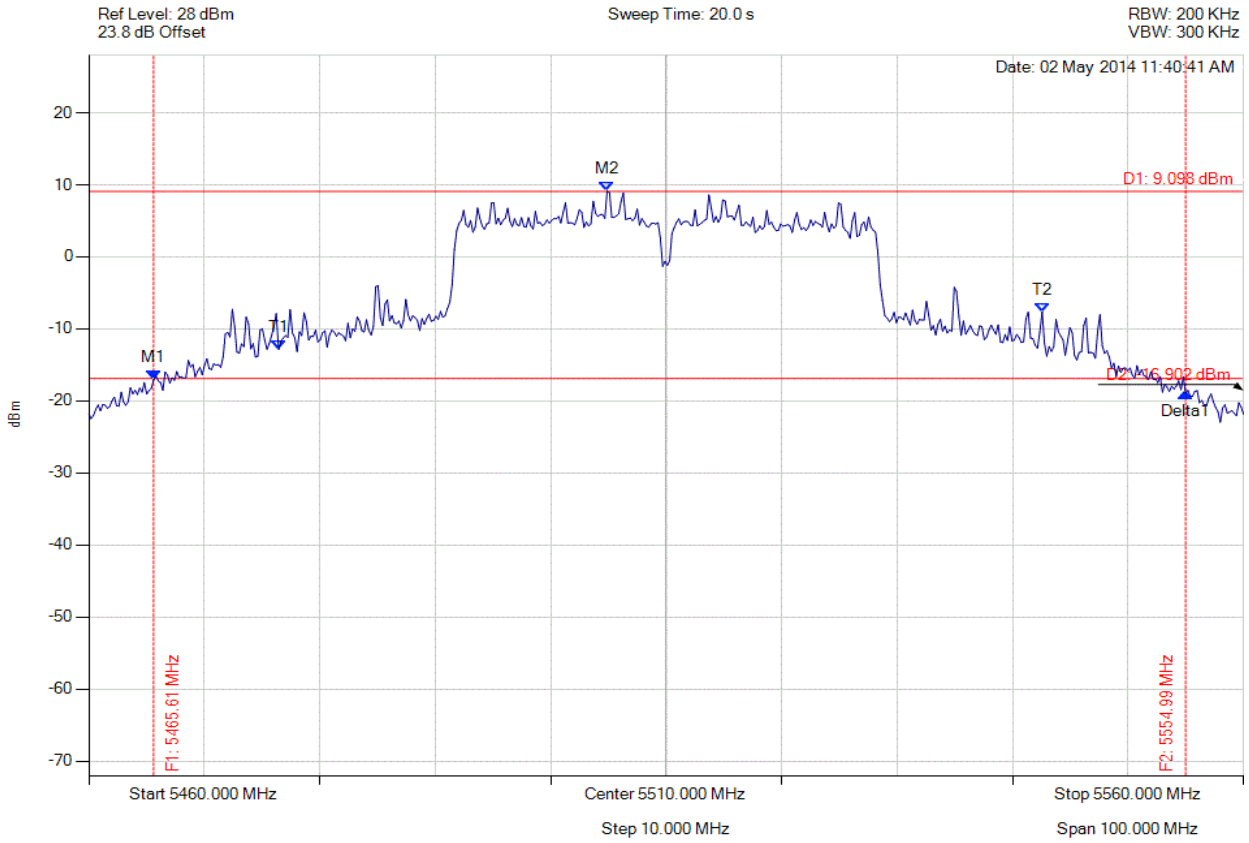

Analyser Setup	Marker : Frequency : Amplitude	Test Results
Detector = MAX PEAK Sweep Count = 0 RF Atten (dB) = 20 Trace Mode = VIEW	M1 : 5465.611 MHz : -17.092 dBm M2 : 5504.890 MHz : 9.098 dBm Delta1 : 89.379 MHz : -1.855 dB T1 : 5476.433 MHz : -12.878 dBm T2 : 5542.565 MHz : -7.645 dBm OBW : 66.132 MHz	Measured 26 dB Bandwidth: 89.379 MHz Measured 99% Bandwidth: 66.132 MHz

Back to the Matrix

26 dB & 99% BANDWIDTH

Variant: 802.11n HT-40, Channel: 5550.00 MHz, Chain a, Temp: Ambient, Voltage: 3.3 Vdc

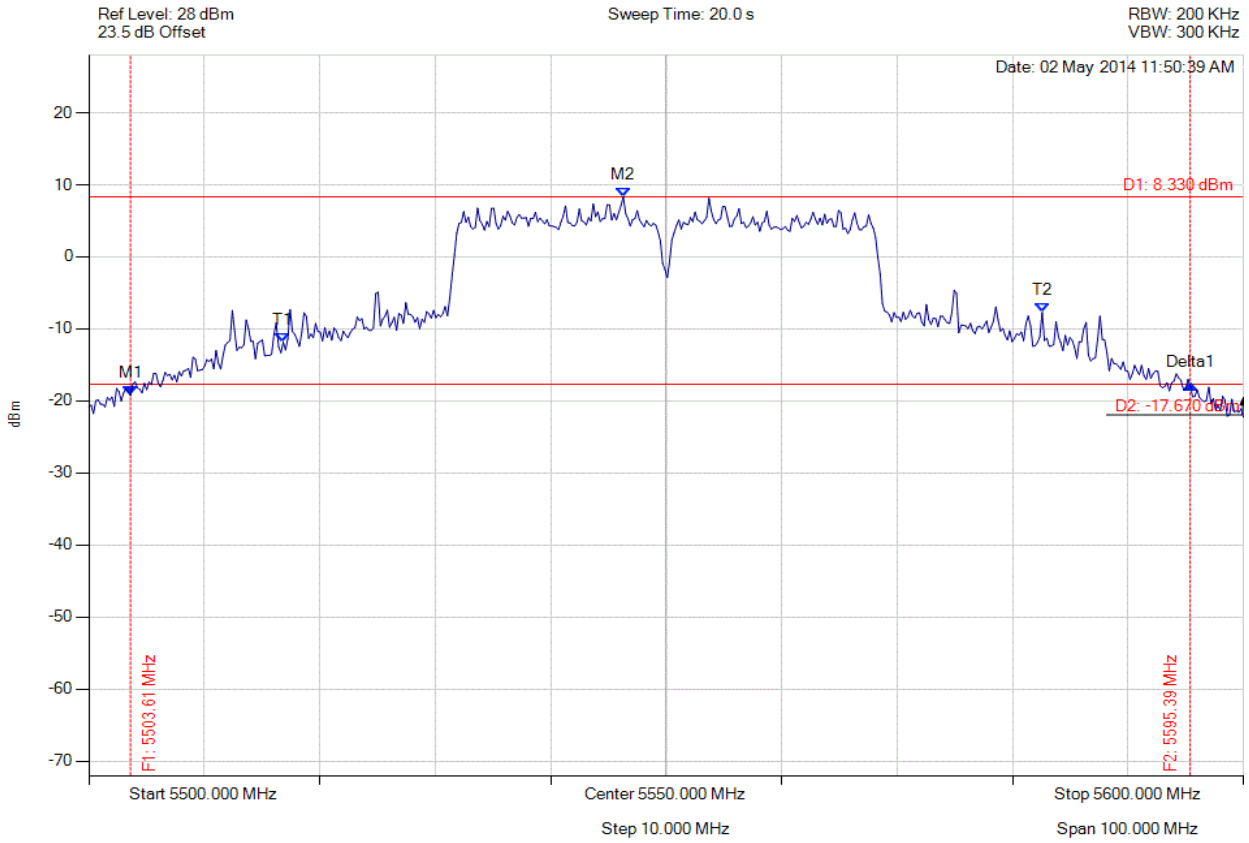

Analyser Setup	Marker : Frequency : Amplitude	Test Results
Detector = MAX PEAK Sweep Count = 0 RF Atten (dB) = 20 Trace Mode = VIEW	M1 : 5503.607 MHz : -19.262 dBm M2 : 5546.293 MHz : 8.330 dBm Delta1 : 91.784 MHz : 1.501 dB T1 : 5516.834 MHz : -11.845 dBm T2 : 5582.565 MHz : -7.721 dBm OBW : 65.731 MHz	Measured 26 dB Bandwidth: 91.784 MHz Measured 99% Bandwidth: 65.731 MHz

Back to the Matrix

26 dB & 99% BANDWIDTH

Variant: 802.11n HT-40, Channel: 5550.00 MHz, Chain b, Temp: Ambient, Voltage: 3.3 Vdc

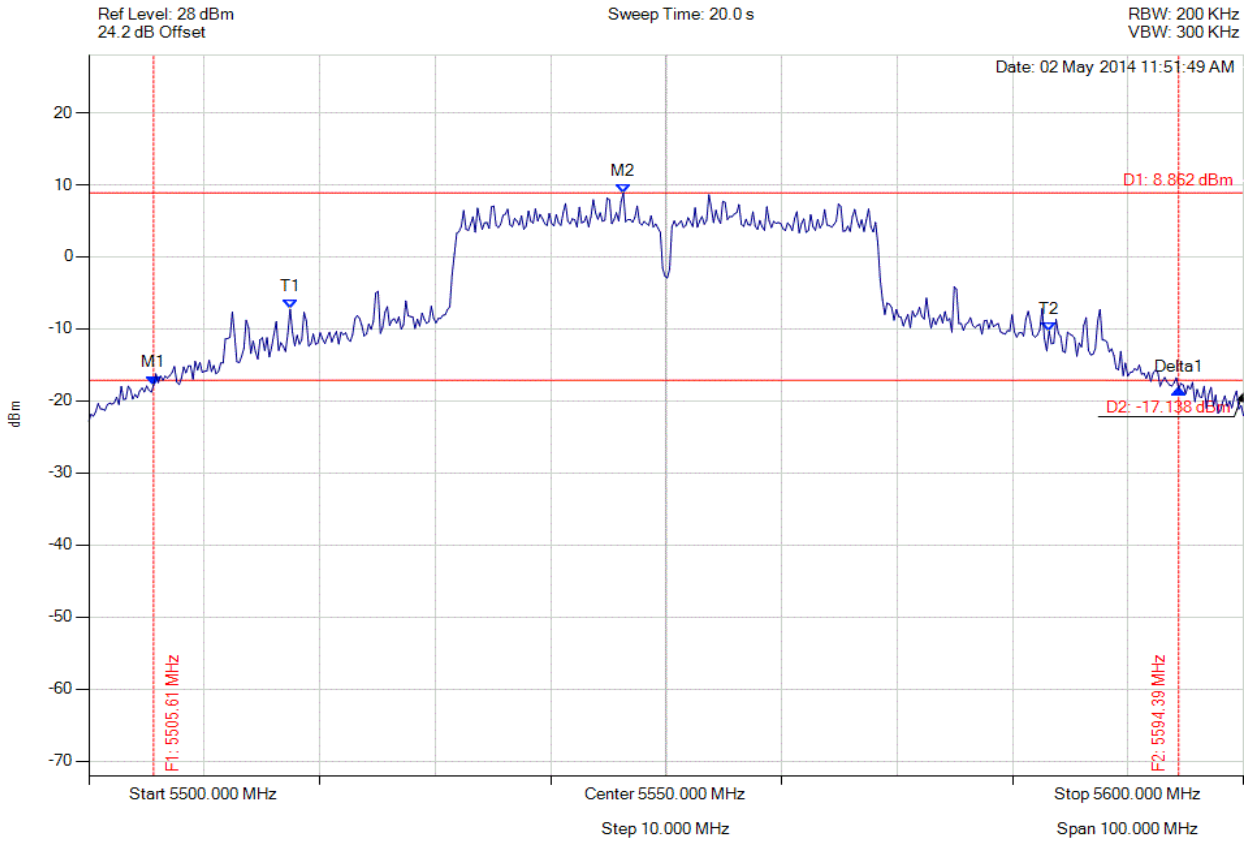

Analyser Setup	Marker : Frequency : Amplitude	Test Results
Detector = MAX PEAK Sweep Count = 0 RF Atten (dB) = 20 Trace Mode = VIEW	M1 : 5505.611 MHz : -17.804 dBm M2 : 5546.293 MHz : 8.862 dBm Delta1 : 88.778 MHz : -0.521 dB T1 : 5517.435 MHz : -7.265 dBm T2 : 5583.166 MHz : -10.328 dBm OBW : 65.731 MHz	Measured 26 dB Bandwidth: 88.778 MHz Measured 99% Bandwidth: 65.731 MHz

Back to the Matrix

26 dB & 99% BANDWIDTH

Variant: 802.11n HT-40, Channel: 5550.00 MHz, Chain c, Temp: Ambient, Voltage: 3.3 Vdc

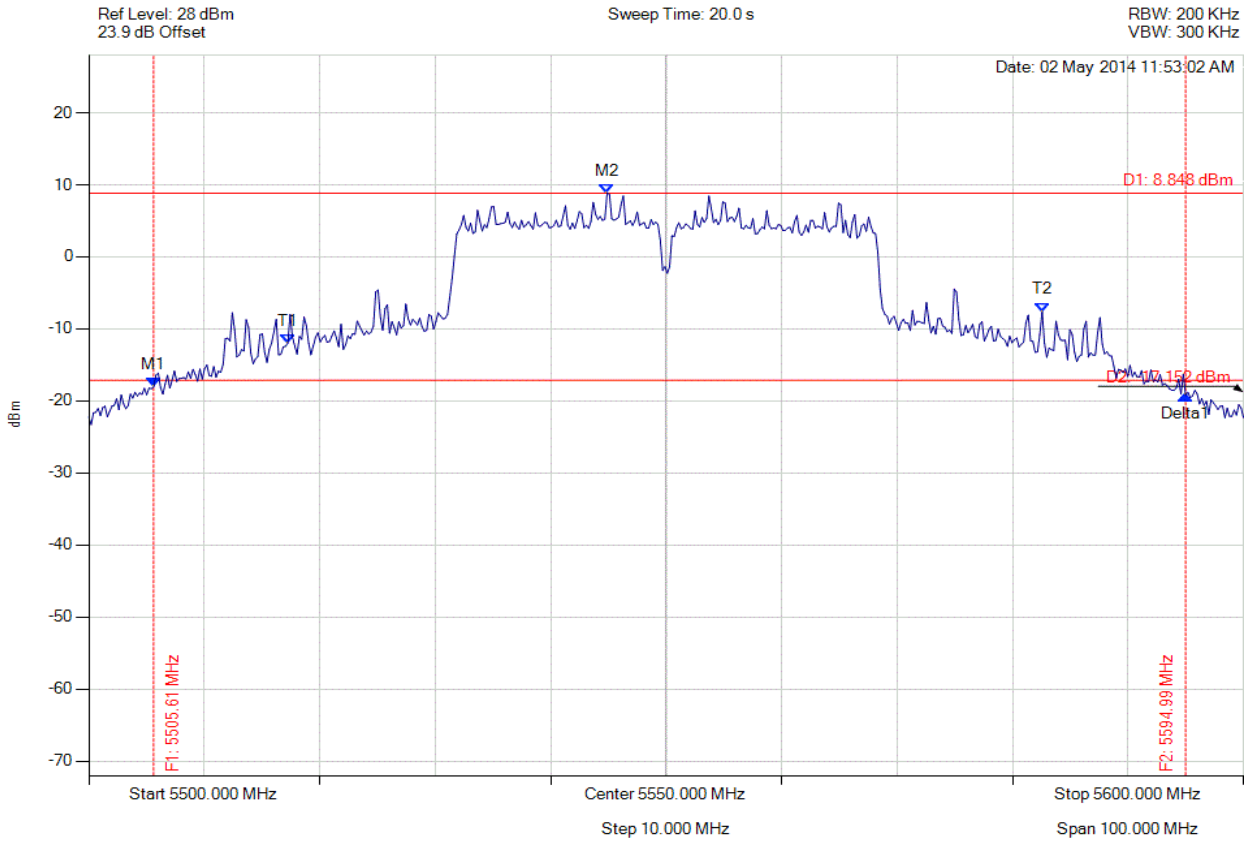

Analyser Setup	Marker : Frequency : Amplitude	Test Results
Detector = MAX PEAK Sweep Count = 0 RF Atten (dB) = 20 Trace Mode = VIEW	M1 : 5505.611 MHz : -18.095 dBm M2 : 5544.890 MHz : 8.848 dBm Delta1 : 89.379 MHz : -1.127 dB T1 : 5517.234 MHz : -11.979 dBm T2 : 5582.565 MHz : -7.623 dBm OBW : 65.331 MHz	Measured 26 dB Bandwidth: 89.379 MHz Measured 99% Bandwidth: 65.331 MHz

Back to the Matrix

26 dB & 99% BANDWIDTH

Variant: 802.11n HT-40, Channel: 5710.00 MHz, Chain a, Temp: Ambient, Voltage: 3.3 Vdc

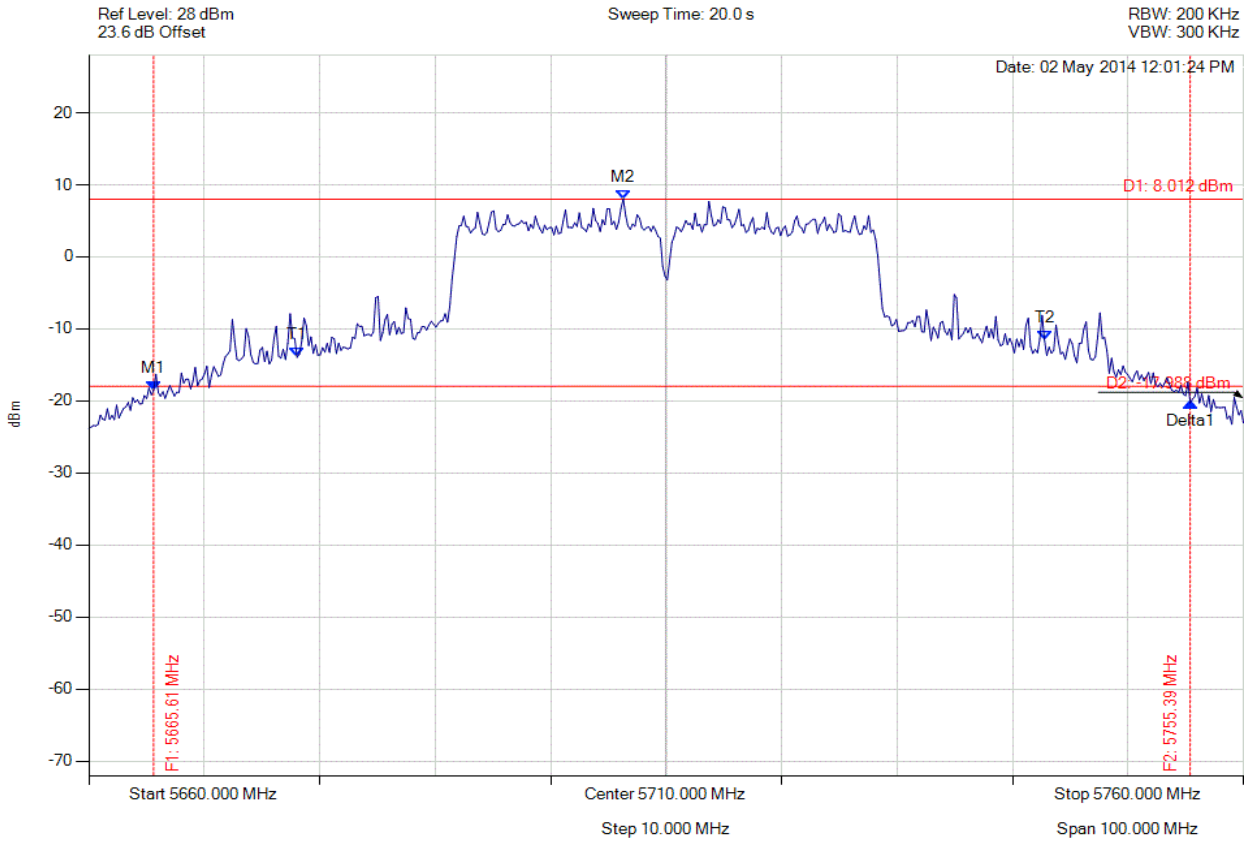

Analyser Setup	Marker : Frequency : Amplitude	Test Results
Detector = MAX PEAK Sweep Count = 0 RF Atten (dB) = 20 Trace Mode = VIEW	M1 : 5665.611 MHz : -18.534 dBm M2 : 5706.293 MHz : 8.012 dBm Delta1 : 89.780 MHz : -1.719 dB T1 : 5678.036 MHz : -13.946 dBm T2 : 5742.766 MHz : -11.506 dBm OBW : 64.729 MHz	Measured 26 dB Bandwidth: 89.780 MHz Measured 99% Bandwidth: 64.729 MHz

Back to the Matrix

26 dB & 99% BANDWIDTH

Variant: 802.11n HT-40, Channel: 5710.00 MHz, Chain b, Temp: Ambient, Voltage: 3.3 Vdc

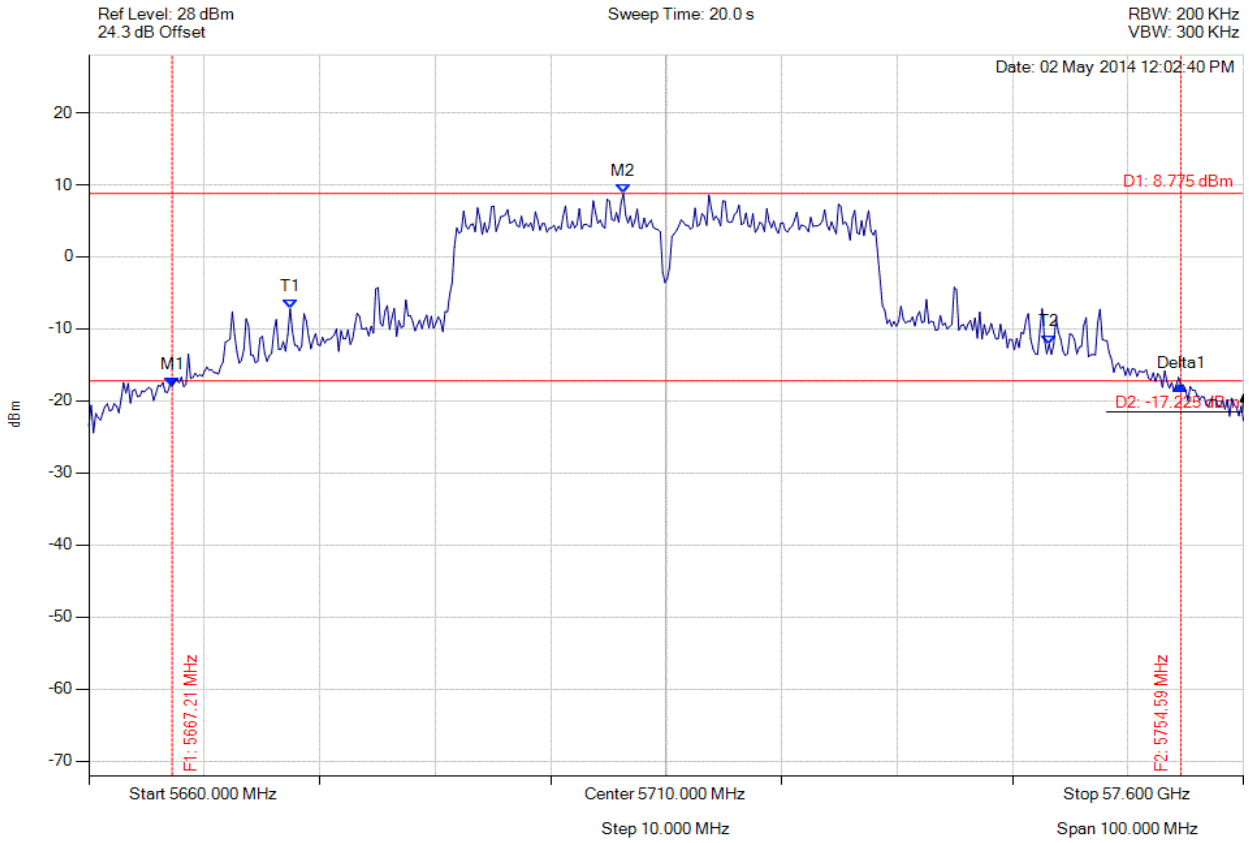

Analyser Setup	Marker : Frequency : Amplitude	Test Results
Detector = MAX PEAK Sweep Count = 0 RF Atten (dB) = 20 Trace Mode = VIEW	M1 : 5667.214 MHz : -18.001 dBm M2 : 5706.293 MHz : 8.775 dBm Delta1 : 87.375 MHz : 0.171 dB T1 : 5677.435 MHz : -7.190 dBm T2 : 5743.166 MHz : -12.136 dBm OBW : 65.731 MHz	Measured 26 dB Bandwidth: 87.375 MHz Measured 99% Bandwidth: 65.731 MHz

Back to the Matrix

26 dB & 99% BANDWIDTH

Variant: 802.11n HT-40, Channel: 5710.00 MHz, Chain c, Temp: Ambient, Voltage: 3.3 Vdc

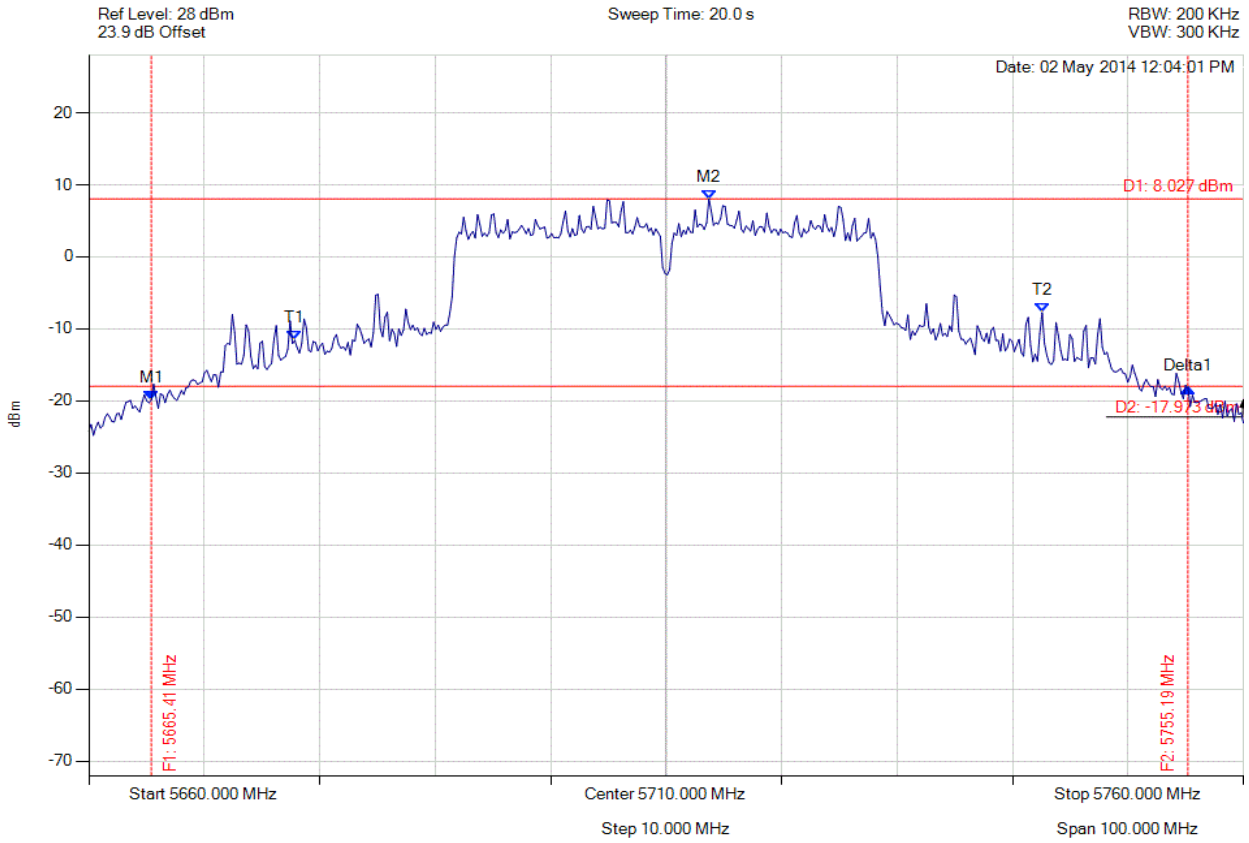

Analyser Setup	Marker : Frequency : Amplitude	Test Results
Detector = MAX PEAK Sweep Count = 0 RF Atten (dB) = 20 Trace Mode = VIEW	M1 : 5665.411 MHz : -19.838 dBm M2 : 5713.707 MHz : 8.027 dBm Delta1 : 89.780 MHz : 1.686 dB T1 : 5677.836 MHz : -11.589 dBm T2 : 5742.565 MHz : -7.735 dBm OBW : 64.729 MHz	Measured 26 dB Bandwidth: 89.780 MHz Measured 99% Bandwidth: 64.729 MHz

Back to the Matrix

A.1.3. Peak Excursion Ration

PEAK EXCURSION RATIO

Variant: 802.11a, Channel: 5180.00 MHz, Chain a, Temp: Ambient, Voltage: 3.3 Vdc

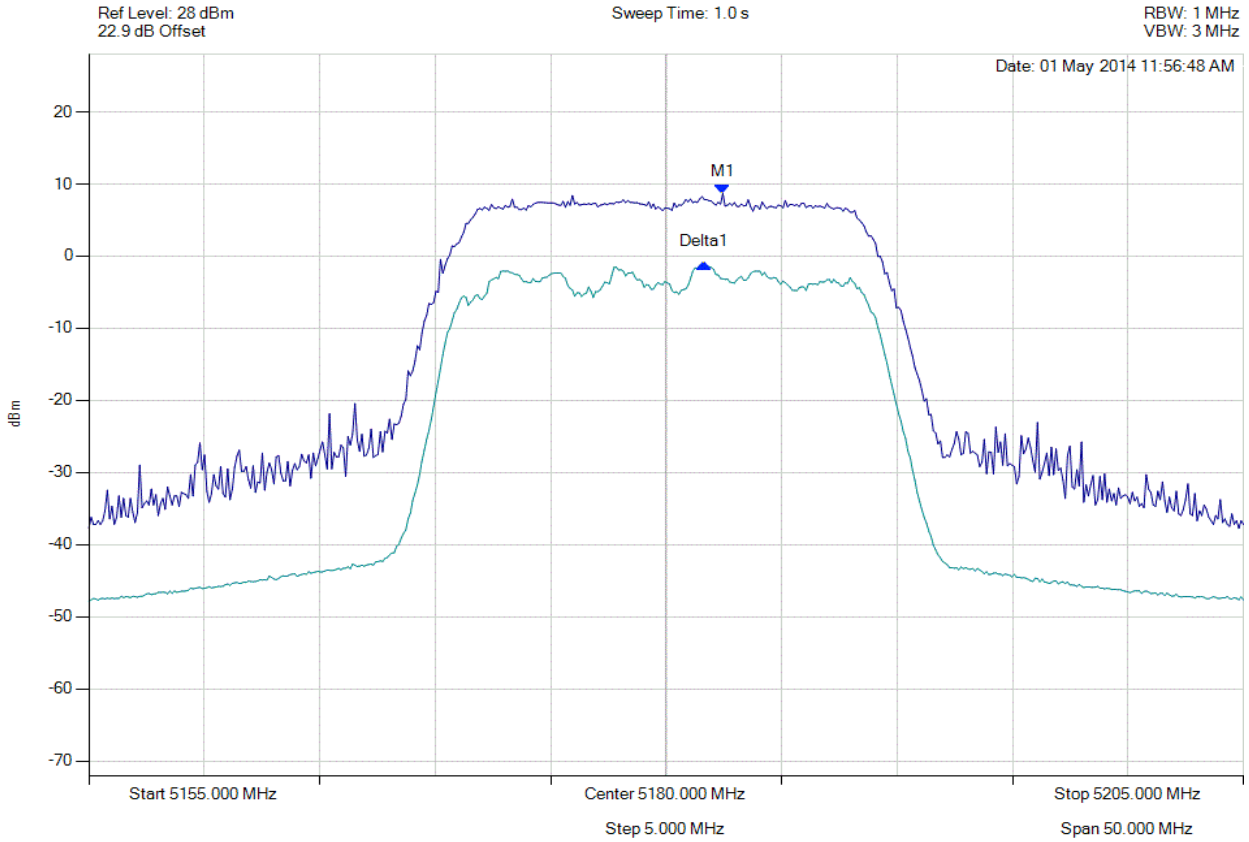

Analyser Setup	Marker : Frequency : Amplitude	Test Results
Sweep Count = 0 RF Atten (dB) = 20 TRACE 1: Detector = MAX PEAK Trace Mode = VIEW TRACE 2: Detector = RMS Trace Mode = VIEW	M1 : 5182.455 MHz : 8.690 dBm Delta1 : -801603 Hz : -9.719 dB	Measured Excursion Ratio: 9.72 dB Limit: 13.0 dB Margin: -3.28 dB

Back to the Matrix

PEAK EXCURSION RATIO

Variant: 802.11ac-40, Channel: 5190.00 MHz, Chain a, Temp: Ambient, Voltage: 3.3 Vdc

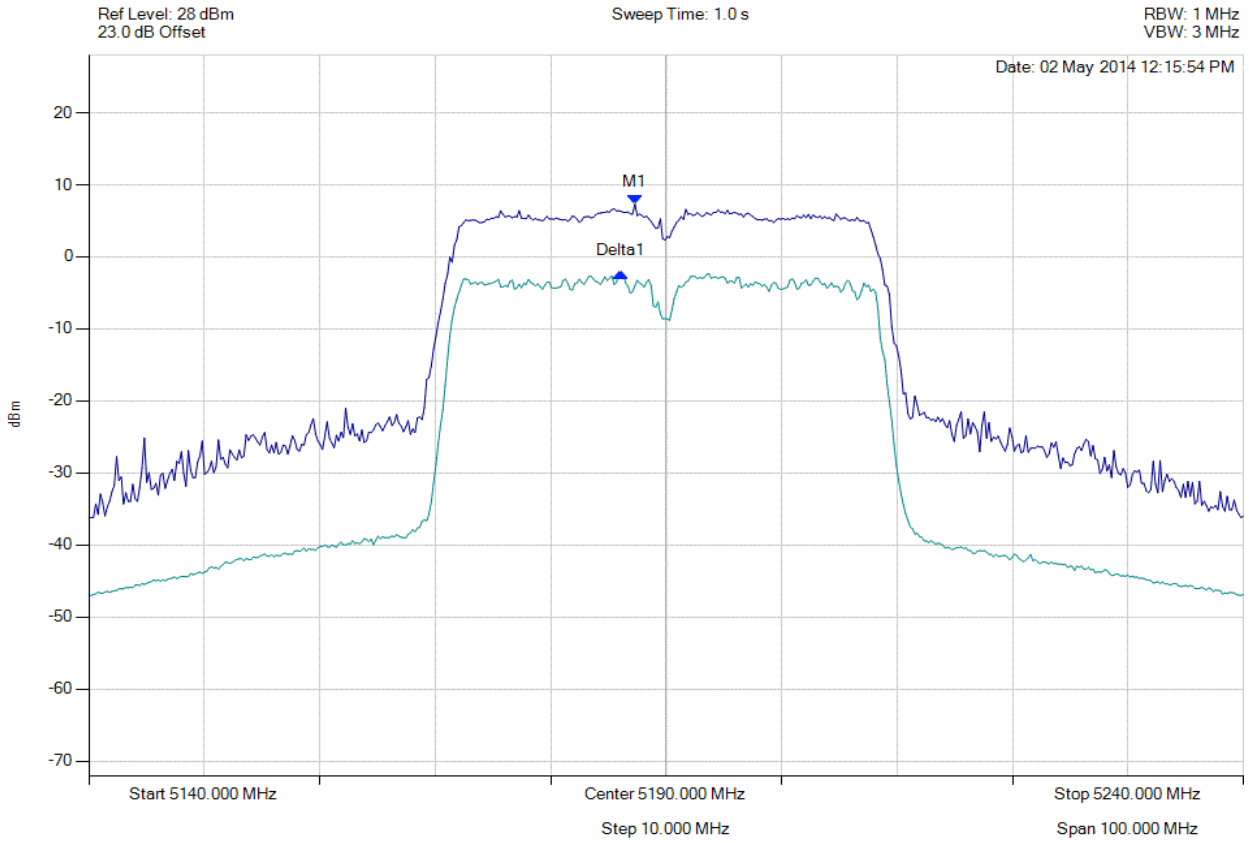

Analyser Setup	Marker : Frequency : Amplitude	Test Results
Sweep Count = 0 RF Atten (dB) = 20 TRACE 1: Detector = MAX PEAK Trace Mode = VIEW TRACE 2: Detector = RMS Trace Mode = VIEW	M1 : 5187.295 MHz : 7.311 dBm Delta1 : -1202405 Hz : -9.533 dB	Measured Excursion Ratio: 9.53 dB Limit: 13.0 dB Margin: -3.47 dB

Back to the Matrix

This test report may be reproduced in full only. The document may only be updated by MiCOM Labs personnel. Any changes will be noted in the Document History section of the report.

PEAK EXCURSION RATIO

Variant: 802.11n HT-20, Channel: 5180.00 MHz, Chain a, Temp: Ambient, Voltage: 3.3 Vdc

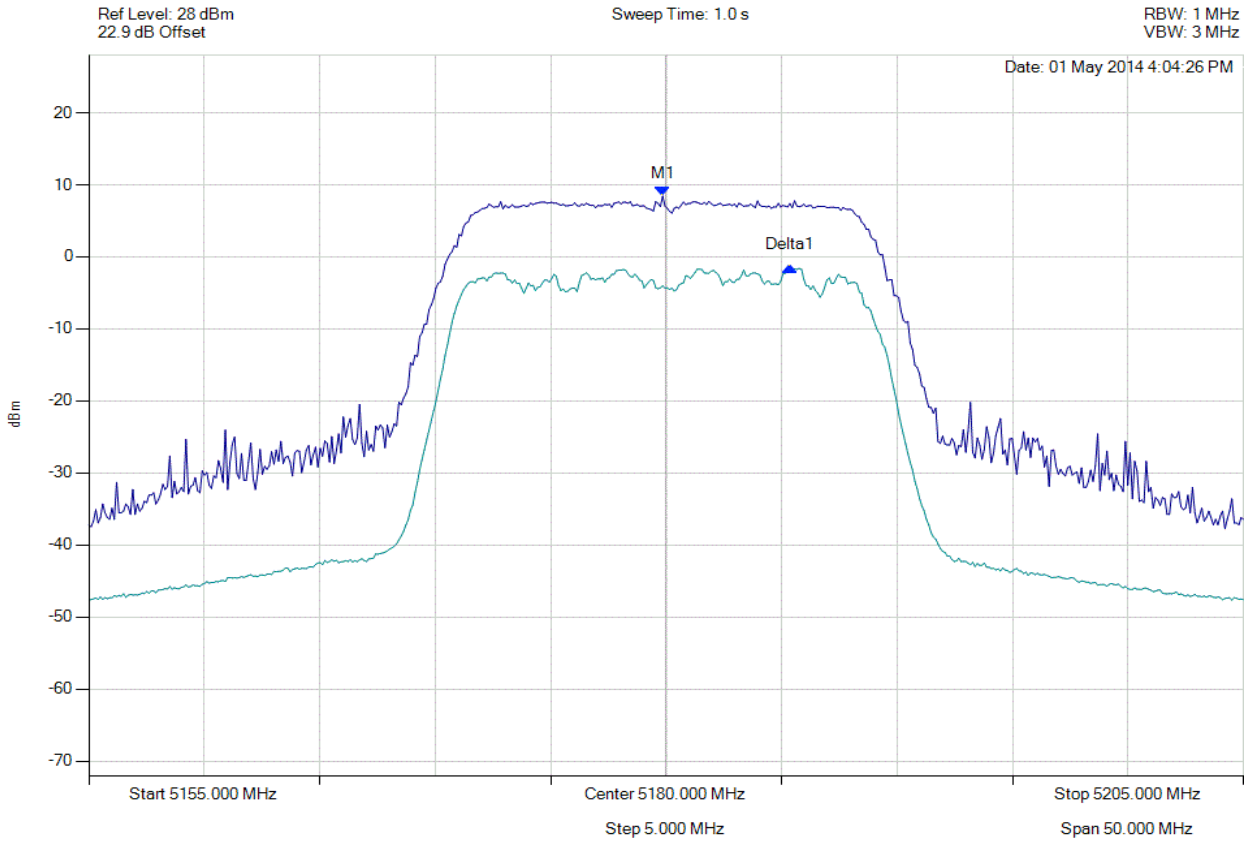

Analyser Setup	Marker : Frequency : Amplitude	Test Results
Sweep Count = 0 RF Atten (dB) = 20 TRACE 1: Detector = MAX PEAK Trace Mode = VIEW TRACE 2: Detector = RMS Trace Mode = VIEW	M1 : 5179.850 MHz : 8.427 dBm Delta1 : 5.511 MHz : -9.825 dB	Measured Excursion Ratio: 9.83 dB Limit: 13.0 dB Margin: -3.17 dB

Back to the Matrix

This test report may be reproduced in full only. The document may only be updated by MiCOM Labs personnel. Any changes will be noted in the Document History section of the report.

PEAK EXCURSION RATIO

Variant: 802.11n HT-40, Channel: 5190.00 MHz, Chain a, Temp: Ambient, Voltage: 3.3 Vdc

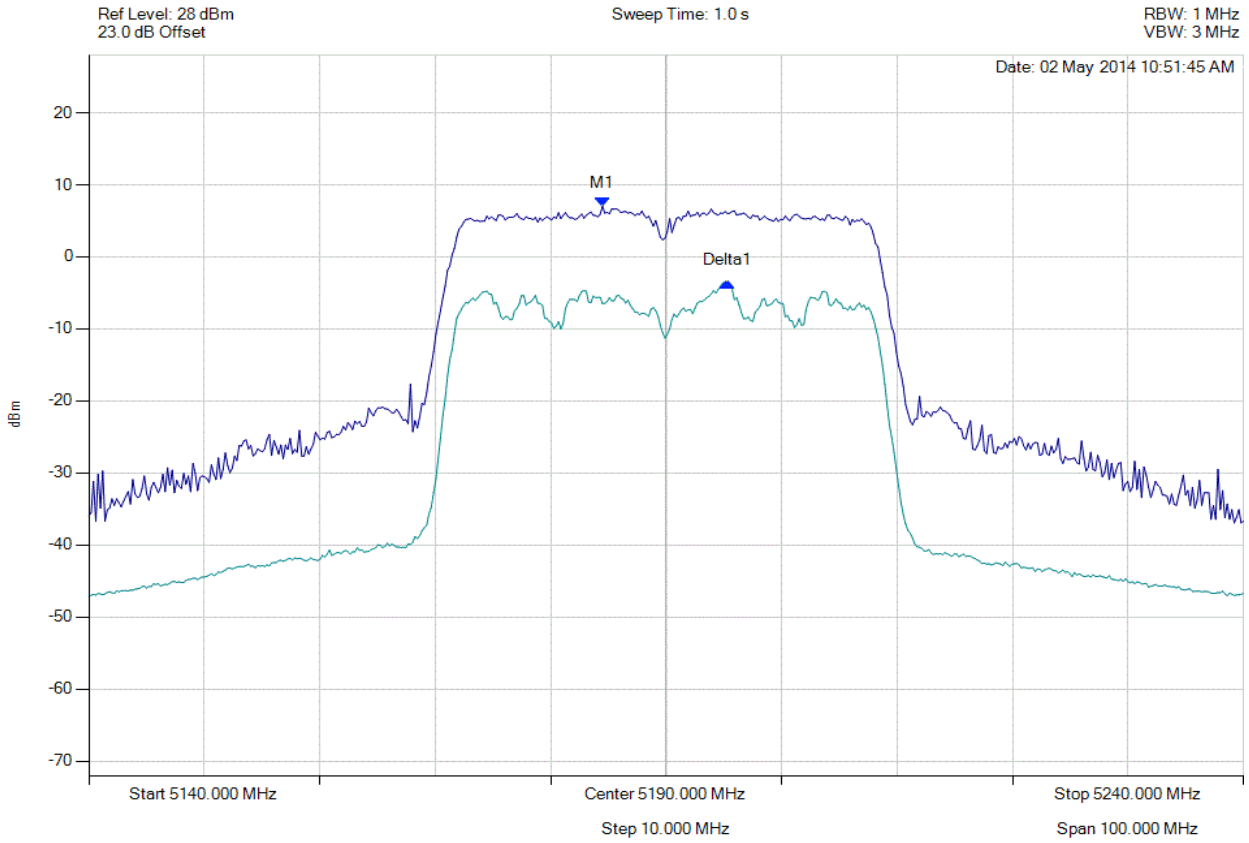

Analyser Setup	Marker : Frequency : Amplitude	Test Results
Sweep Count = 0 RF Atten (dB) = 20 TRACE 1: Detector = MAX PEAK Trace Mode = VIEW TRACE 2: Detector = RMS Trace Mode = VIEW	M1 : 5184.489 MHz : 7.049 dBm Delta1 : 10.822 MHz : -10.528 dB	Measured Excursion Ratio: 10.53 dB Limit: 13.0 dB Margin: -2.47 dB

Back to the Matrix

PEAK EXCURSION RATIO

Variant: 802.11a, Channel: 5260.00 MHz, Chain a, Temp: Ambient, Voltage: 3.3 Vdc

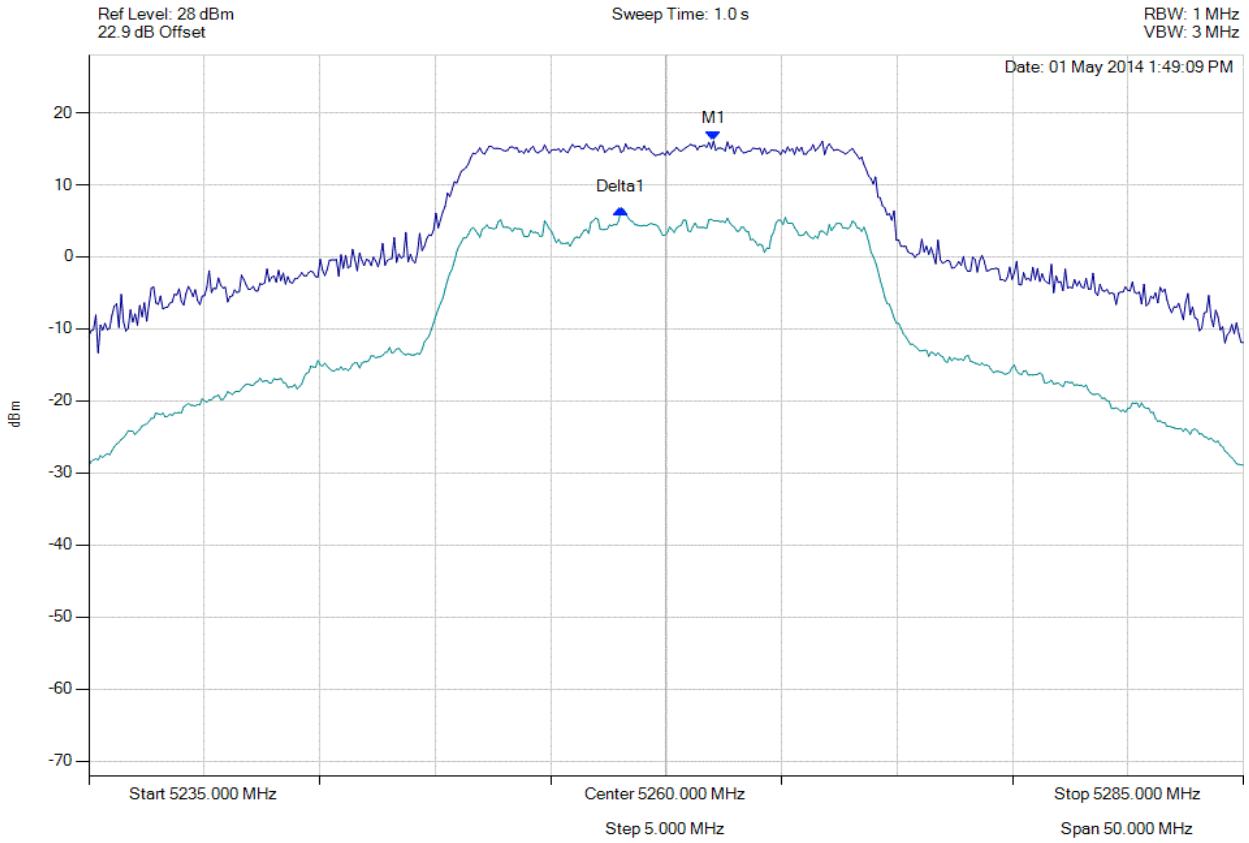

Analyser Setup	Marker : Frequency : Amplitude	Test Results
Sweep Count = 0 RF Atten (dB) = 20 TRACE 1: Detector = MAX PEAK Trace Mode = VIEW TRACE 2: Detector = RMS Trace Mode = VIEW	M1 : 5262.054 MHz : 16.066 dBm Delta1 : -4008016 Hz : -9.438 dB	Measured Excursion Ratio: 9.44 dB Limit: 13.0 dB Margin: -3.56 dB

Back to the Matrix

PEAK EXCURSION RATIO

Variant: 802.11ac-40, Channel: 5270.00 MHz, Chain a, Temp: Ambient, Voltage: 3.3 Vdc

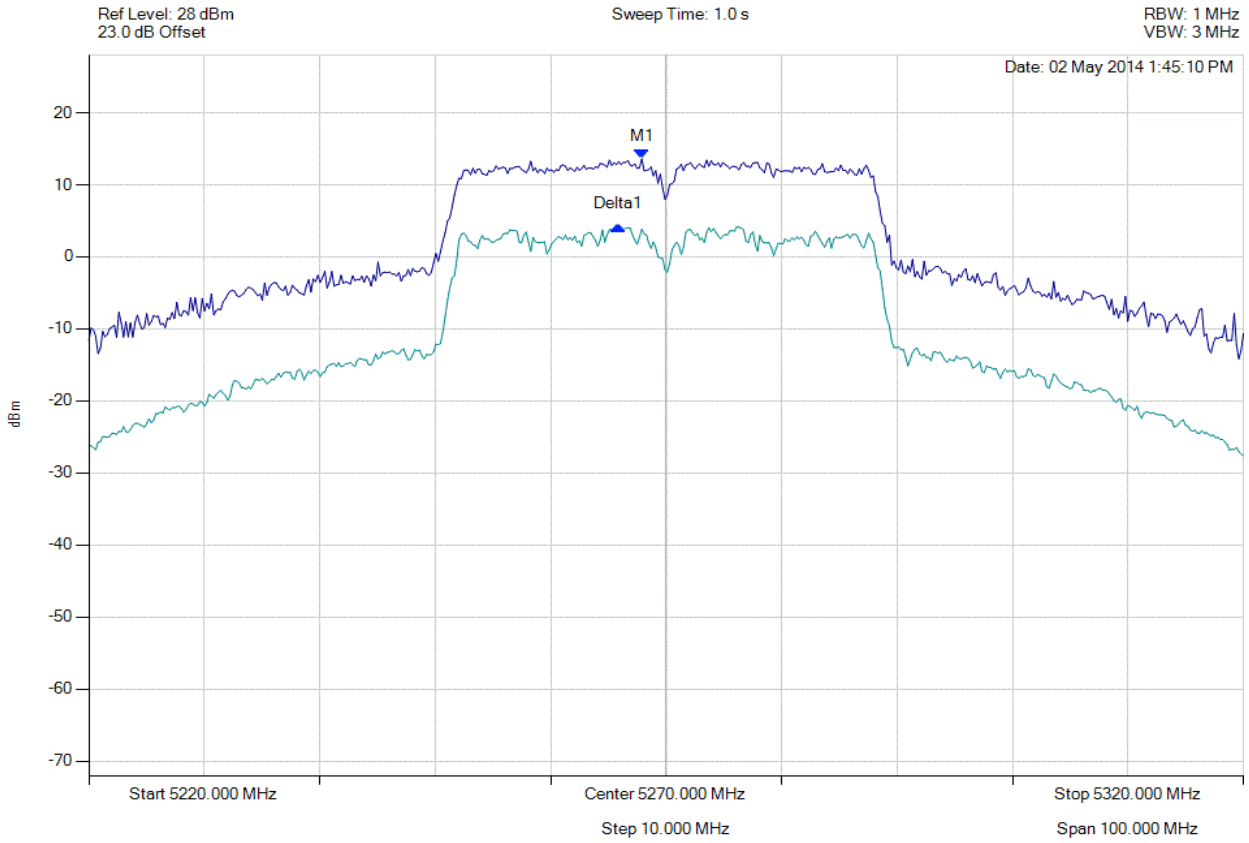

Analyser Setup	Marker : Frequency : Amplitude	Test Results
Sweep Count = 0 RF Atten (dB) = 20 TRACE 1: Detector = MAX PEAK Trace Mode = VIEW TRACE 2: Detector = RMS Trace Mode = VIEW	M1 : 5267.896 MHz : 13.593 dBm Delta1 : -2004008 Hz : -9.312 dB	Measured Excursion Ratio: 9.31 dB Limit: 13.0 dB Margin: -3.69 dB

Back to the Matrix

This test report may be reproduced in full only. The document may only be updated by MiCOM Labs personnel. Any changes will be noted in the Document History section of the report.

PEAK EXCURSION RATIO

Variant: 802.11ac-80, Channel: 5290.00 MHz, Chain a, Temp: Ambient, Voltage: 3.3 Vdc

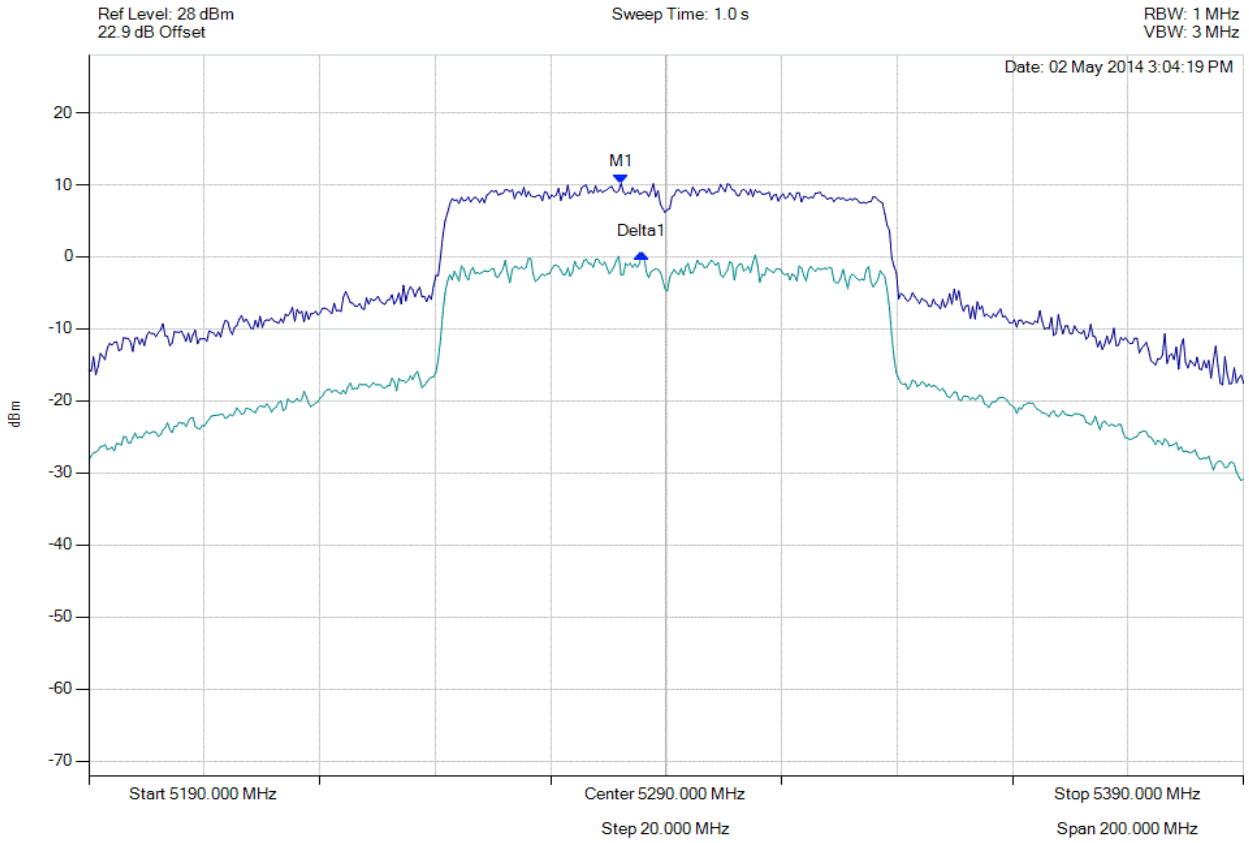

Analyser Setup	Marker : Frequency : Amplitude	Test Results
Sweep Count = 0 RF Atten (dB) = 20 TRACE 1: Detector = MAX PEAK Trace Mode = VIEW TRACE 2: Detector = RMS Trace Mode = VIEW	M1 : 5282.184 MHz : 10.177 dBm Delta1 : 3.607 MHz : -9.698 dB	Measured Excursion Ratio: 9.70 dB Limit: 13.0 dB Margin: -3.30 dB

Back to the Matrix

This test report may be reproduced in full only. The document may only be updated by MiCOM Labs personnel. Any changes will be noted in the Document History section of the report.

PEAK EXCURSION RATIO

Variant: 802.11n HT-20, Channel: 5260.00 MHz, Chain a, Temp: Ambient, Voltage: 3.3 Vdc

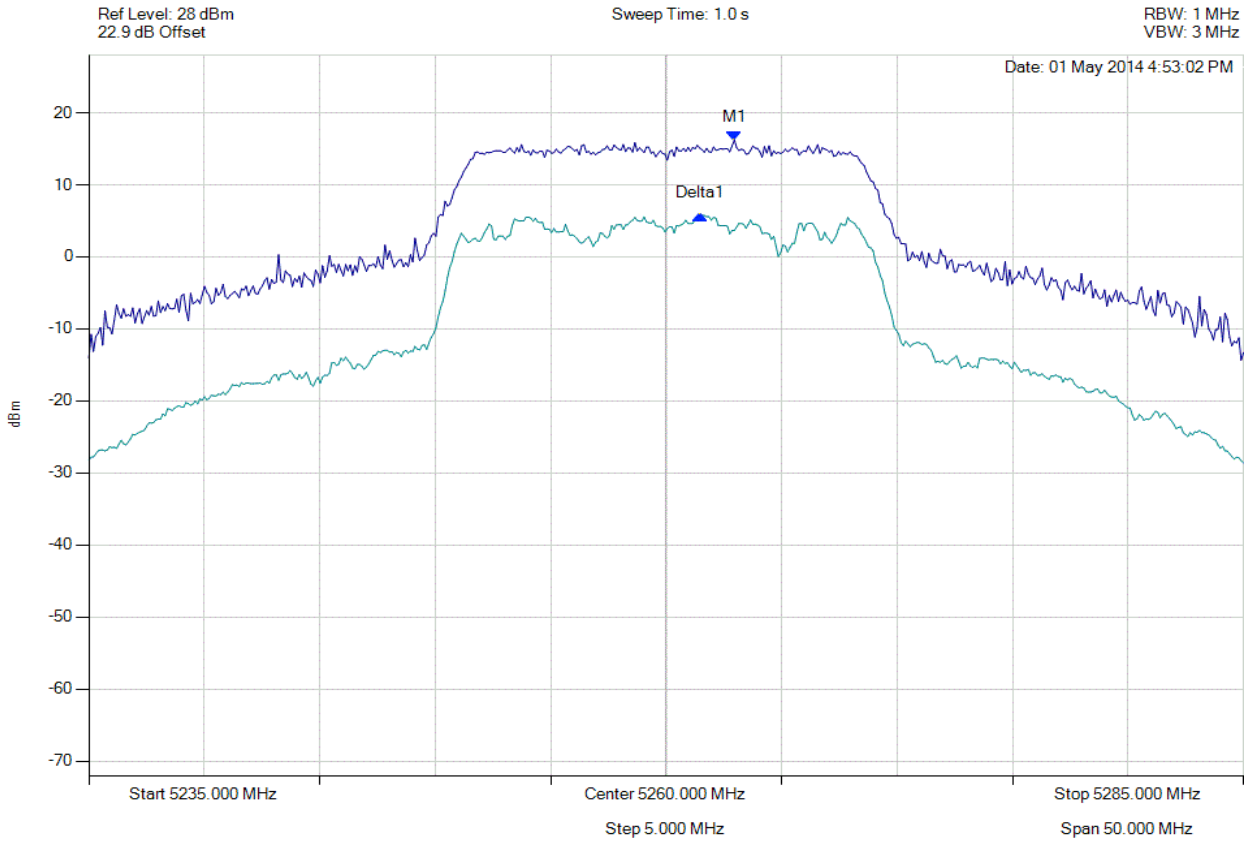

Analyser Setup	Marker : Frequency : Amplitude	Test Results
Sweep Count = 0 RF Atten (dB) = 20 TRACE 1: Detector = MAX PEAK Trace Mode = VIEW TRACE 2: Detector = RMS Trace Mode = VIEW	M1 : 5262.956 MHz : 16.224 dBm Delta1 : -1503006 Hz : -10.458 dB	Measured Excursion Ratio: 10.46 dB Limit: 13.0 dB Margin: -2.54 dB

Back to the Matrix

PEAK EXCURSION RATIO

Variant: 802.11n HT-40, Channel: 5270.00 MHz, Chain a, Temp: Ambient, Voltage: 3.3 Vdc

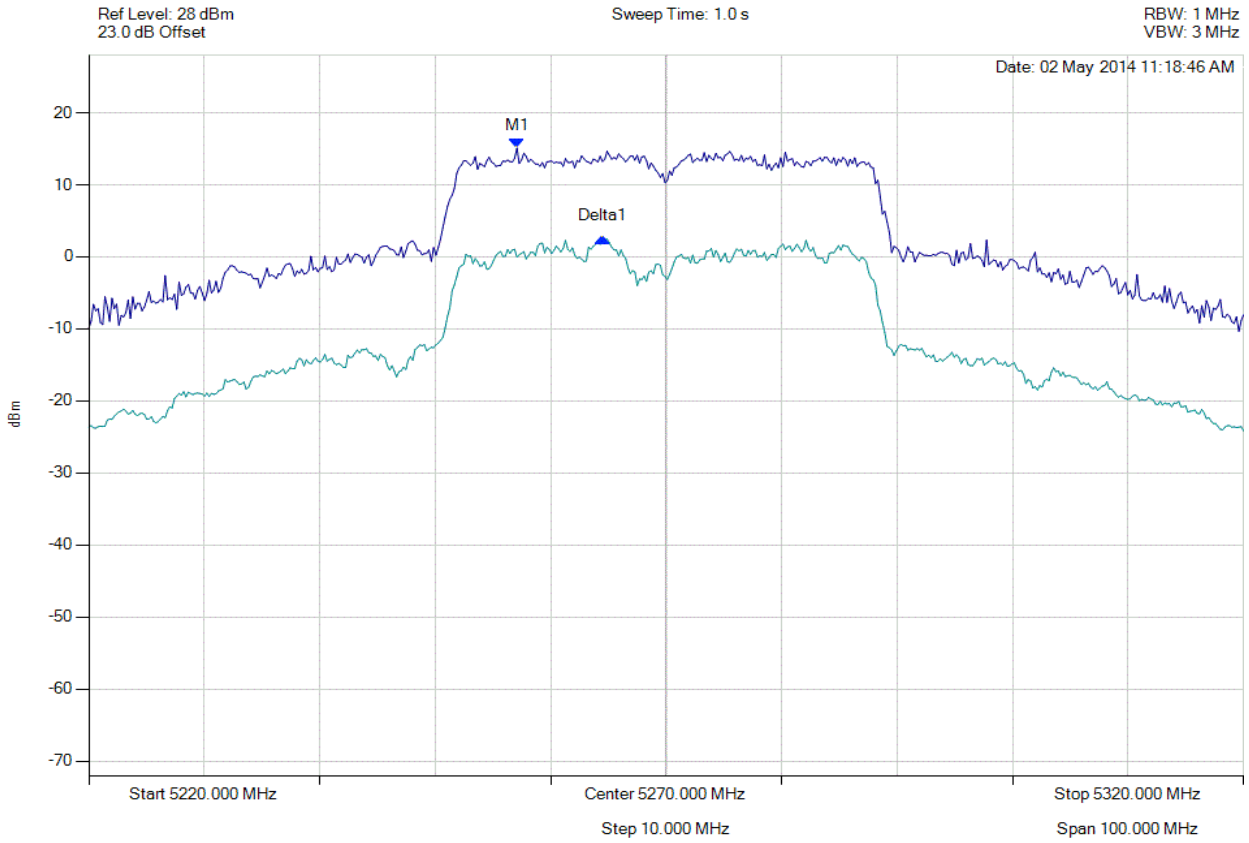

Analyser Setup	Marker : Frequency : Amplitude	Test Results
Sweep Count = 0 RF Atten (dB) = 20 TRACE 1: Detector = MAX PEAK Trace Mode = VIEW TRACE 2: Detector = RMS Trace Mode = VIEW	M1 : 5257.074 MHz : 15.101 dBm Delta1 : 7.415 MHz : -12.429 dB	Measured Excursion Ratio: 12.43 dB Limit: 13.0 dB Margin: -0.57 dB

Back to the Matrix

PEAK EXCURSION RATIO

Variant: 802.11a, Channel: 5500.00 MHz, Chain a, Temp: Ambient, Voltage: 3.3 Vdc

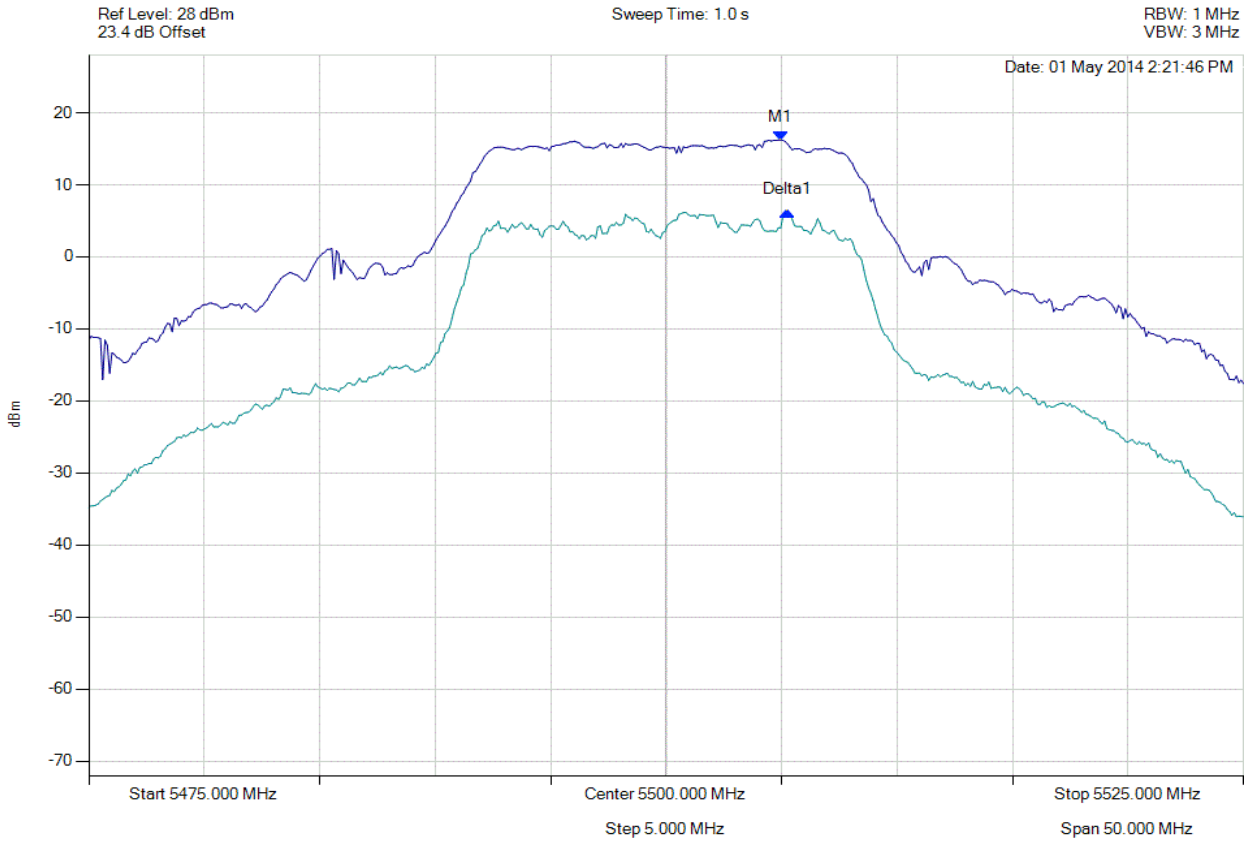

Analyser Setup	Marker : Frequency : Amplitude	Test Results
Sweep Count = 0 RF Atten (dB) = 20 TRACE 1: Detector = MAX PEAK Trace Mode = VIEW TRACE 2: Detector = RMS Trace Mode = VIEW	M1 : 5504.960 MHz : 16.222 dBm Delta1 : 301 KHz : -9.854 dB	Measured Excursion Ratio: 9.85 dB Limit: 13.0 dB Margin: -3.15 dB

Back to the Matrix

This test report may be reproduced in full only. The document may only be updated by MiCOM Labs personnel. Any changes will be noted in the Document History section of the report.

PEAK EXCURSION RATIO

Variant: 802.11ac-40, Channel: 5510.00 MHz, Chain a, Temp: Ambient, Voltage: 3.3 Vdc

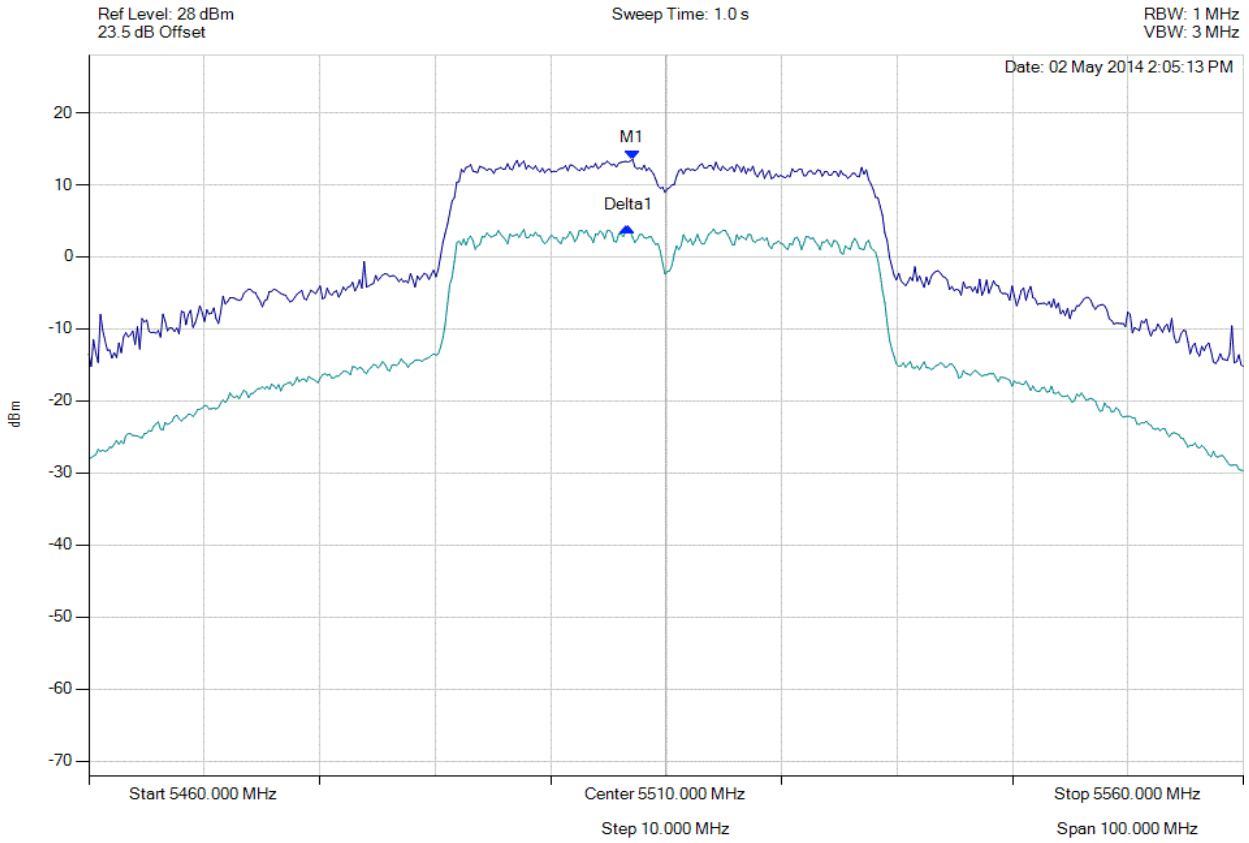

Analyser Setup	Marker : Frequency : Amplitude	Test Results
Sweep Count = 0 RF Atten (dB) = 20 TRACE 1: Detector = MAX PEAK Trace Mode = VIEW TRACE 2: Detector = RMS Trace Mode = VIEW	M1 : 5507.094 MHz : 13.535 dBm Delta1 : -400802 Hz : -9.407 dB	Measured Excursion Ratio: 9.41 dB Limit: 13.0 dB Margin: -3.59 dB

Back to the Matrix

This test report may be reproduced in full only. The document may only be updated by MiCOM Labs personnel. Any changes will be noted in the Document History section of the report.

PEAK EXCURSION RATIO

Variant: 802.11ac-80, Channel: 5530.00 MHz, Chain a, Temp: Ambient, Voltage: 3.3 Vdc

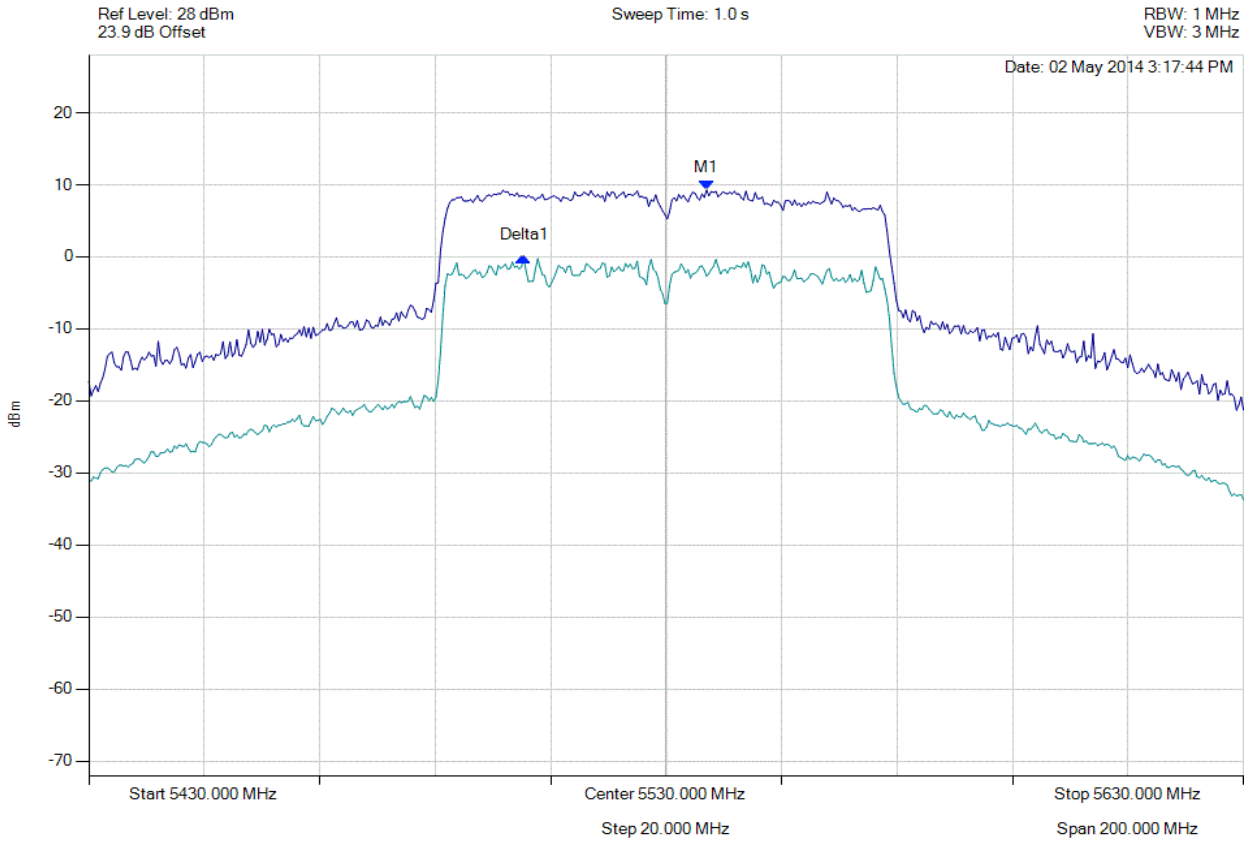

Analyser Setup	Marker : Frequency : Amplitude	Test Results
Sweep Count = 0 RF Atten (dB) = 20 TRACE 1: Detector = MAX PEAK Trace Mode = VIEW TRACE 2: Detector = RMS Trace Mode = VIEW	M1 : 5537.014 MHz : 9.269 dBm Delta1 : -31663327 Hz : -9.374 dB	Measured Excursion Ratio: 9.37 dB Limit: 13.0 dB Margin: -3.63 dB

Back to the Matrix

This test report may be reproduced in full only. The document may only be updated by MiCOM Labs personnel. Any changes will be noted in the Document History section of the report.

PEAK EXCURSION RATIO

Variant: 802.11n HT-20, Channel: 5500.00 MHz, Chain a, Temp: Ambient, Voltage: 3.3 Vdc

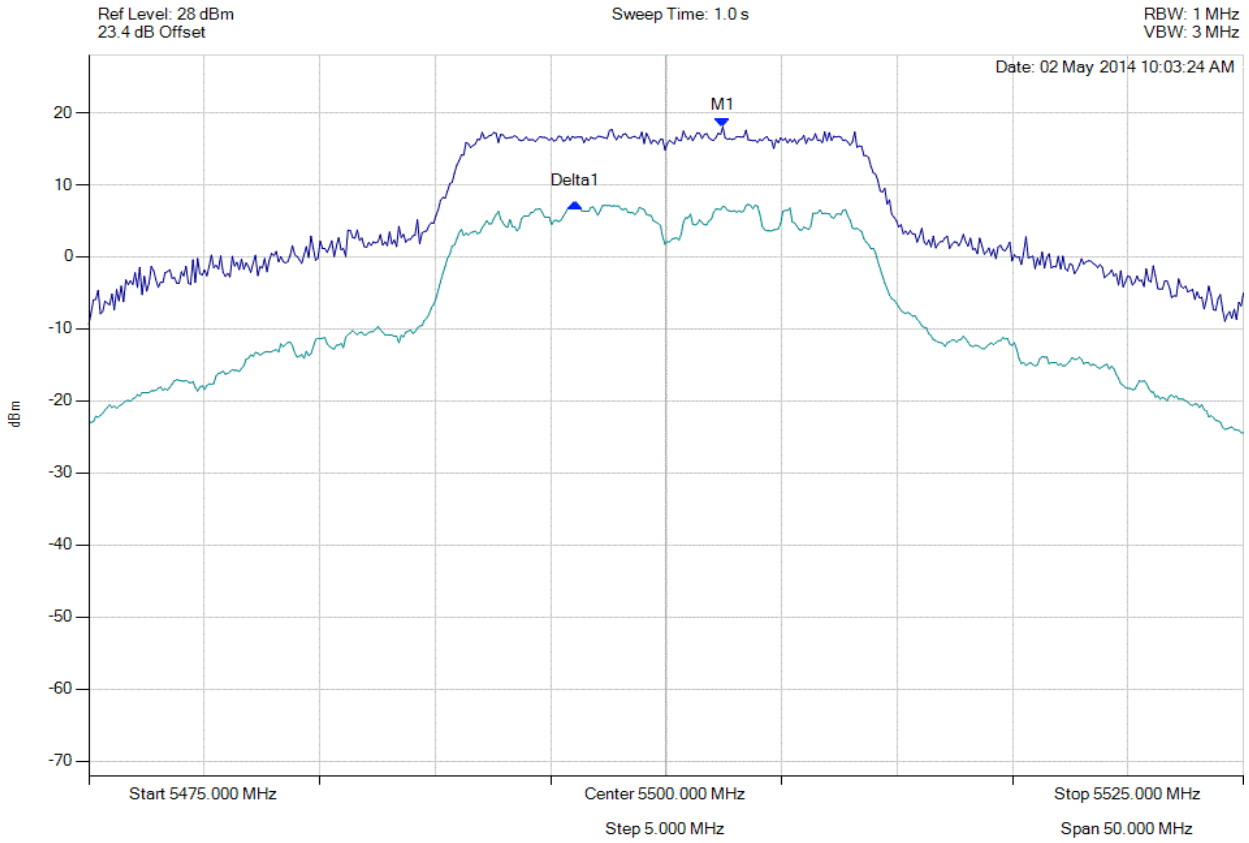

Analyser Setup	Marker : Frequency : Amplitude	Test Results
Sweep Count = 0 RF Atten (dB) = 20 TRACE 1: Detector = MAX PEAK Trace Mode = VIEW TRACE 2: Detector = RMS Trace Mode = VIEW	M1 : 5502.455 MHz : 18.029 dBm Delta1 : -6412826 Hz : -10.603 dB	Measured Excursion Ratio: 10.60 dB Limit: 13.0 dB Margin: -2.40 dB

Back to the Matrix

PEAK EXCURSION RATIO

Variant: 802.11n HT-40, Channel: 5510.00 MHz, Chain a, Temp: Ambient, Voltage: 3.3 Vdc

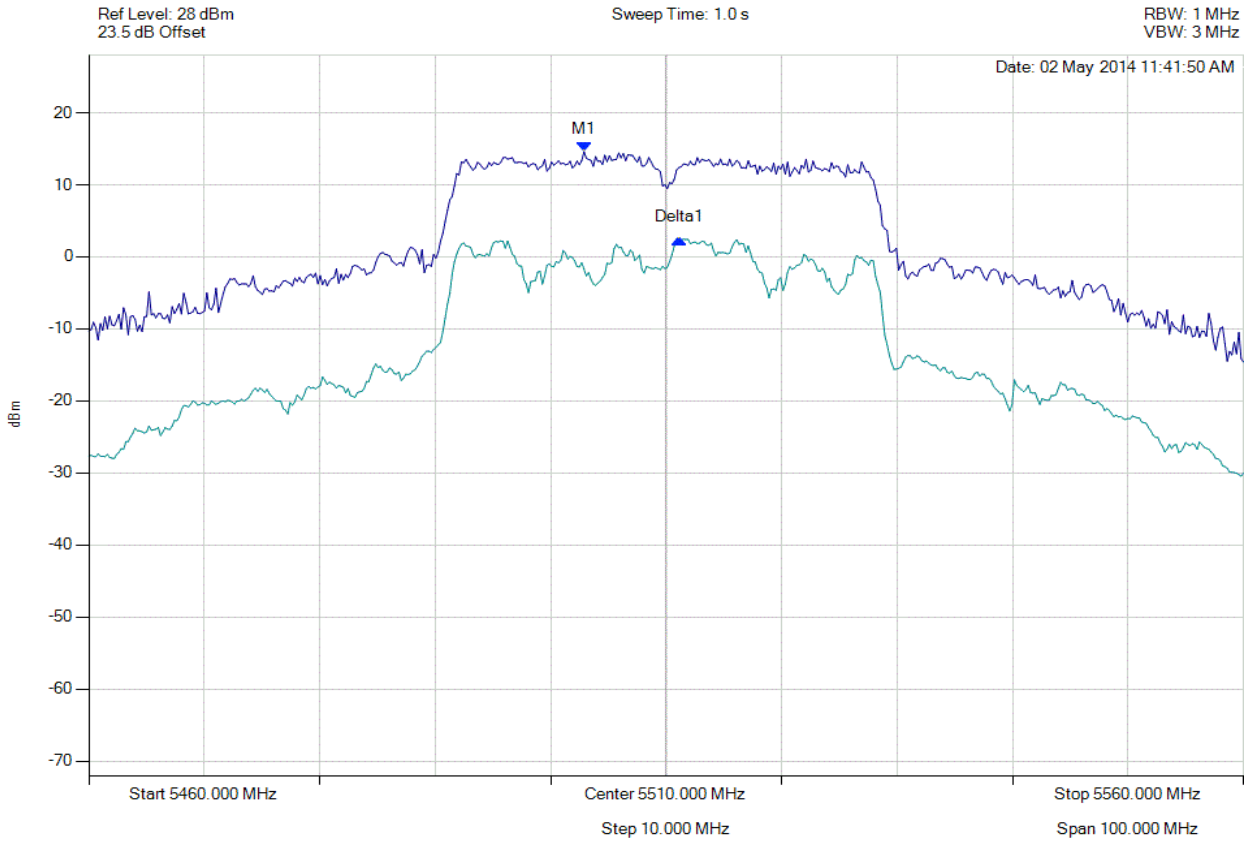

Analyser Setup	Marker : Frequency : Amplitude	Test Results
Sweep Count = 0 RF Atten (dB) = 20 TRACE 1: Detector = MAX PEAK Trace Mode = VIEW TRACE 2: Detector = RMS Trace Mode = VIEW	M1 : 5502.886 MHz : 14.613 dBm Delta1 : 8.216 MHz : -12.117 dB	Measured Excursion Ratio: 12.12 dB Limit: 13.0 dB Margin: -0.88 dB

Back to the Matrix

575 Boulder Court
Pleasanton, California 94566, USA
Tel: 1.925.462.0304
Fax: 1.925.462.0306
www.micomlabs.com