APPENDIX

A. SUPPORTING INFORMATION

A.1. CONDUCTED TEST PLOTS

A.1.1. Power Spectral Density

POWER SPECTRAL DENSITY - AVERAGE

Variant: 802.11b, Channel: 2412.00 MHz, Chain a, Temp: Ambient, Voltage: 3.3 Vdc

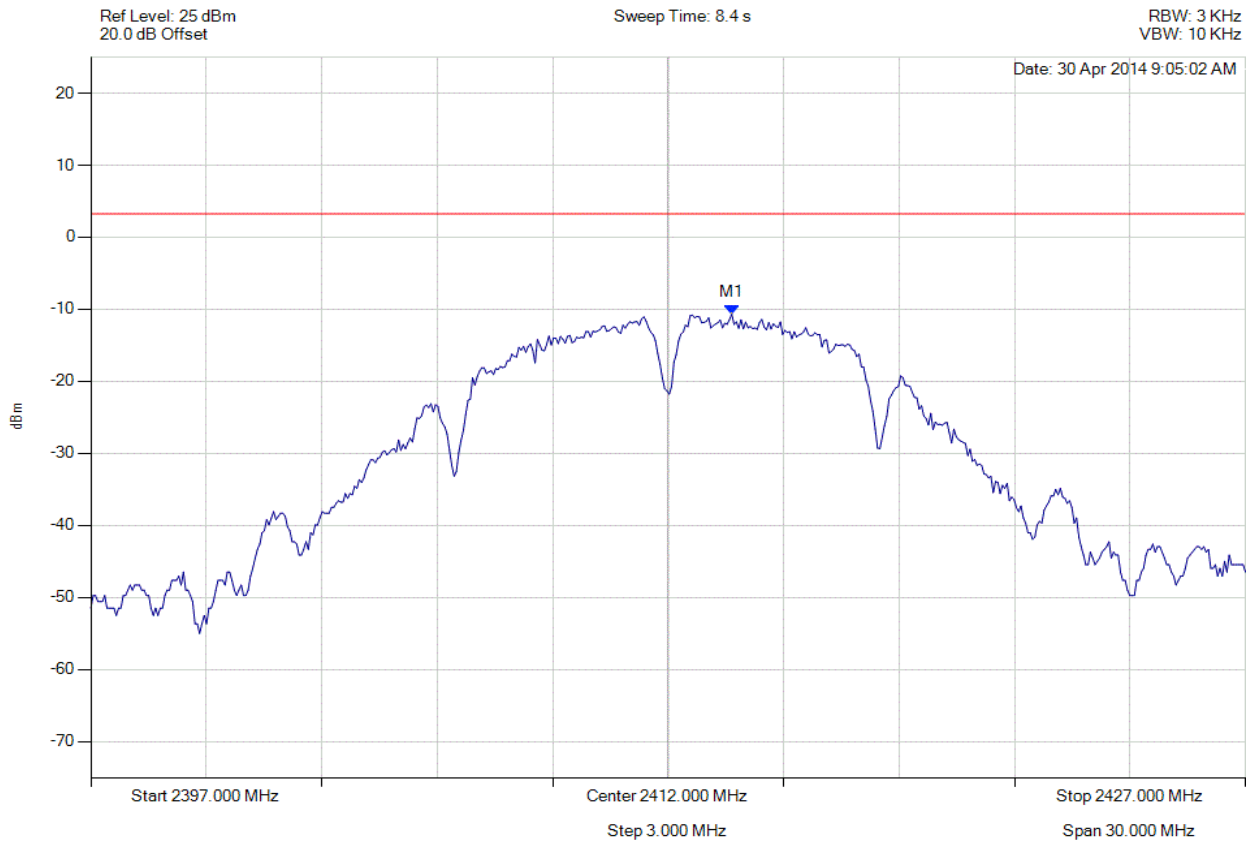

Analyser Setup	Marker : Frequency : Amplitude	Test Results
Detector = AVERAGE Sweep Count = 0 RF Atten (dB) = 20 Trace Mode = VIEW	M1 : 2413.653 MHz : -10.670 dBm	Limit: ≤ 3.229 dBm

Back to the Matrix

POWER SPECTRAL DENSITY - AVERAGE

Variant: 802.11b, Channel: 2412.00 MHz, Chain b, Temp: Ambient, Voltage: 3.3 Vdc

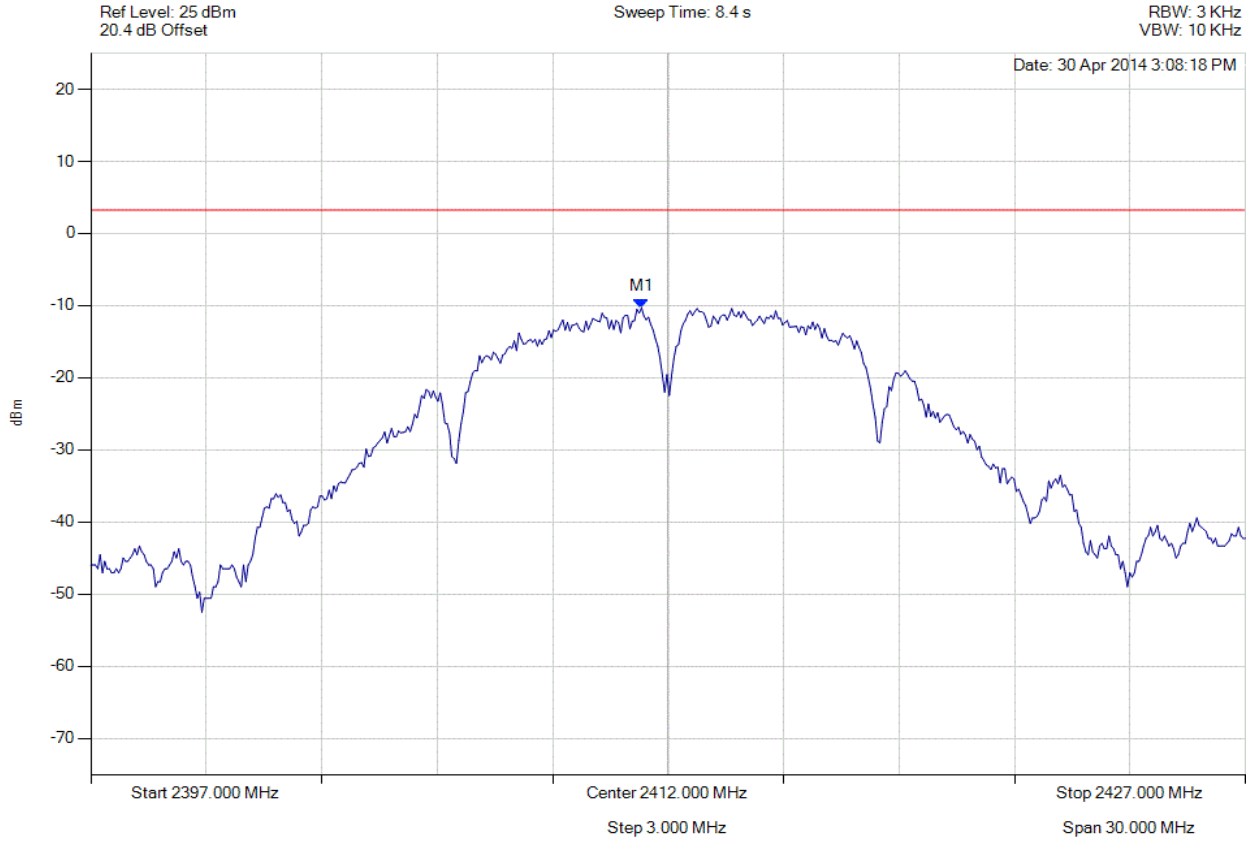

Analyser Setup	Marker : Frequency : Amplitude	Test Results
Detector = AVERAGE Sweep Count = 0 RF Atten (dB) = 20 Trace Mode = VIEW	M1 : 2411.309 MHz : -10.325 dBm	Limit: ≤ 3.229 dBm

Back to the Matrix

POWER SPECTRAL DENSITY - AVERAGE

Variant: 802.11b, Channel: 2412.00 MHz, Chain c, Temp: Ambient, Voltage: 3.3 Vdc

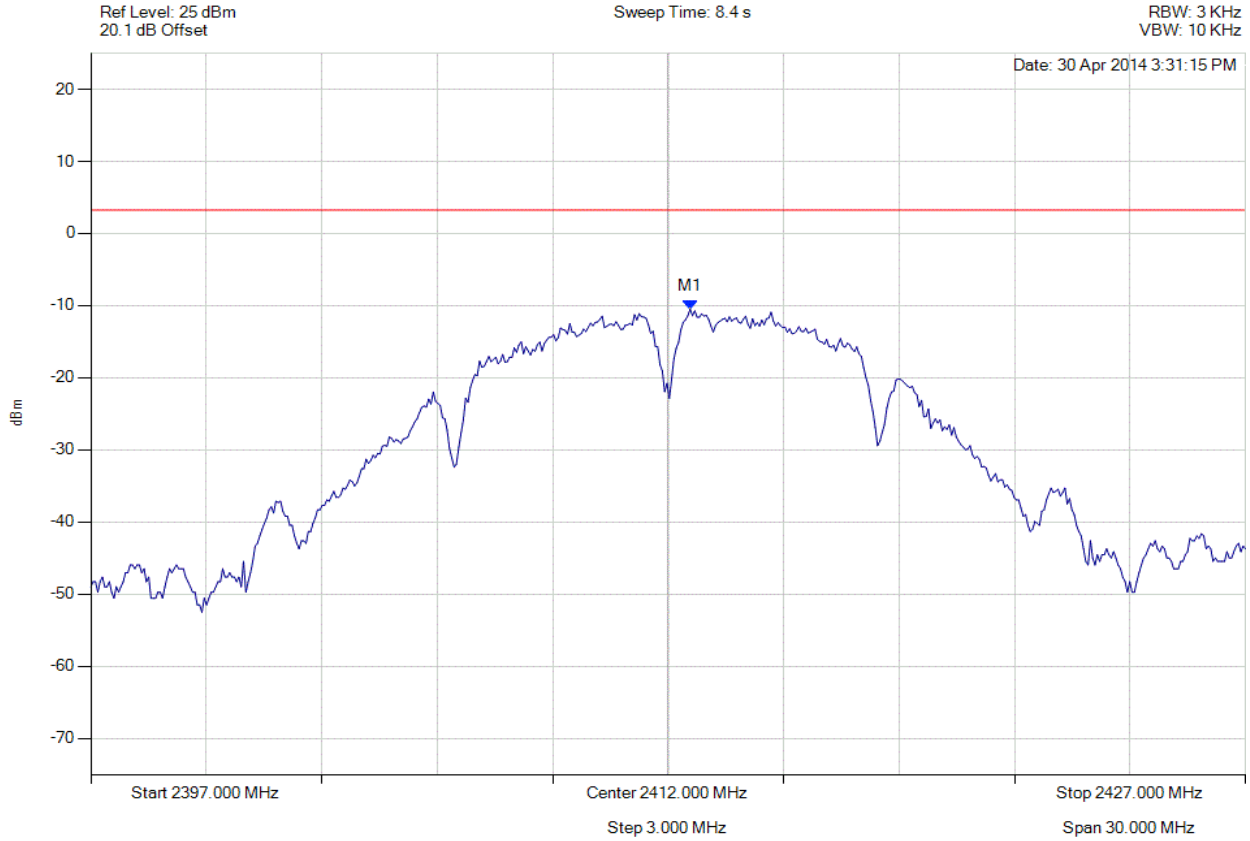

Analyser Setup	Marker : Frequency : Amplitude	Test Results
Detector = AVERAGE Sweep Count = 0 RF Atten (dB) = 20 Trace Mode = VIEW	M1 : 2412.571 MHz : -10.462 dBm	Limit: ≤ 3.229 dBm

Back to the Matrix

POWER SPECTRAL DENSITY - AVERAGE

Variant: 802.11b, Channel: 2412.00 MHz, SUM, Temp: Ambient, Voltage: 3.3 Vdc

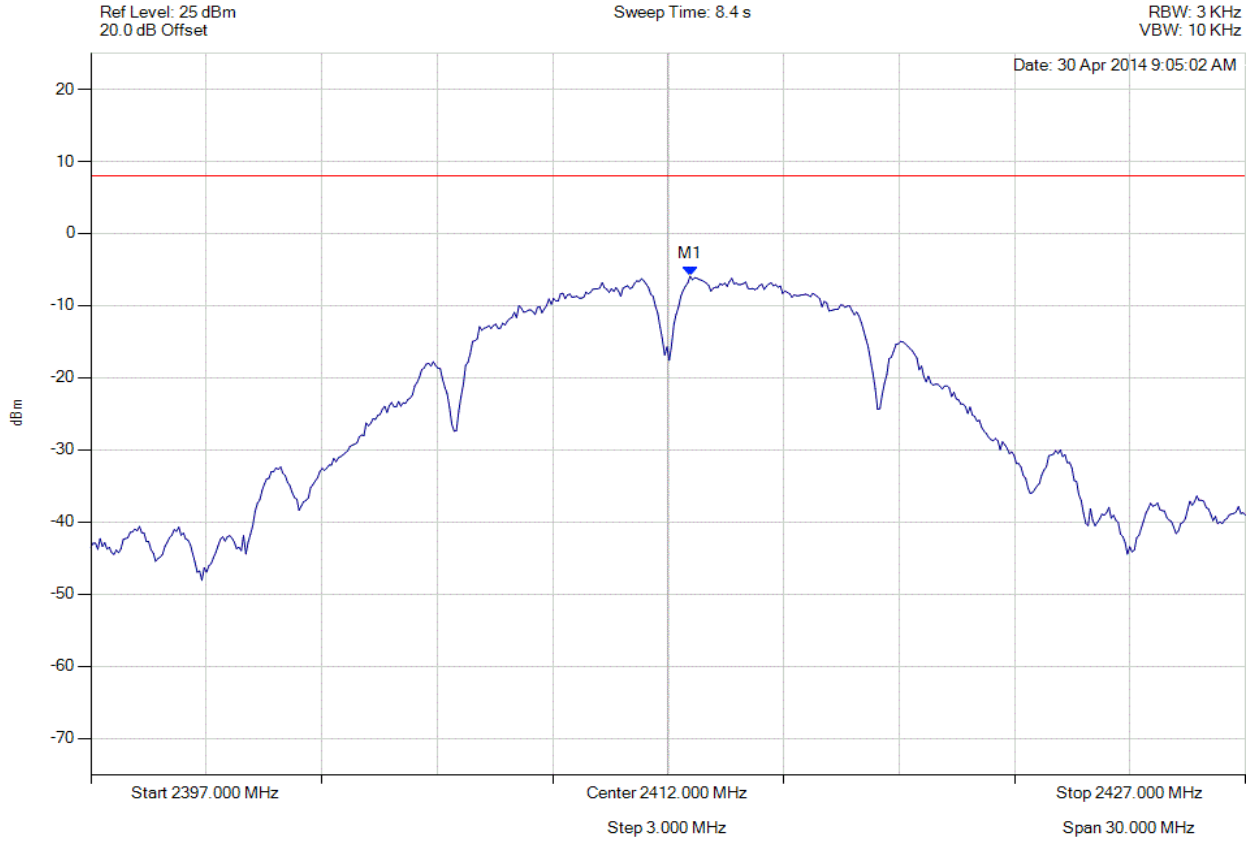

Analyser Setup	Marker : Frequency : Amplitude	Test Results
Detector = AVERAGE Sweep Count = 0 RF Atten (dB) = 20 Trace Mode = VIEW	M1 : 2412.600 MHz : -5.924 dBm M1 + DCCF : 2412.600 MHz : -5.880 dBm Duty Cycle Correction Factor : +0.04 dB	Limit: ≤ 8.0 dBm Margin: -13.9 dB

Back to the Matrix

POWER SPECTRAL DENSITY - AVERAGE

Variant: 802.11b, Channel: 2437.00 MHz, Chain a, Temp: Ambient, Voltage: 3.3 Vdc

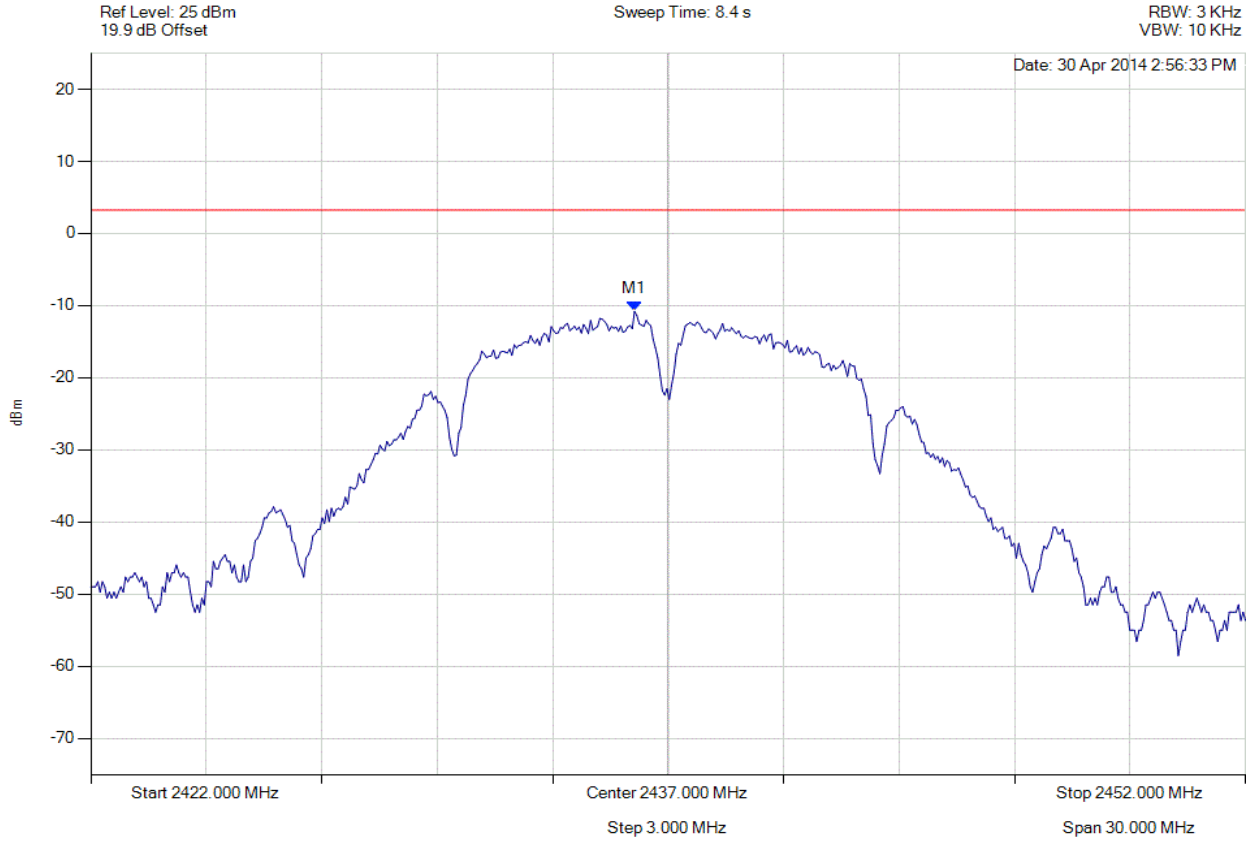

Analyser Setup	Marker : Frequency : Amplitude	Test Results
Detector = AVERAGE Sweep Count = 0 RF Atten (dB) = 20 Trace Mode = VIEW	M1 : 2436.128 MHz : -10.776 dBm	Limit: ≤ 3.229 dBm

Back to the Matrix

POWER SPECTRAL DENSITY - AVERAGE

Variant: 802.11b, Channel: 2437.00 MHz, Chain b, Temp: Ambient, Voltage: 3.3 Vdc

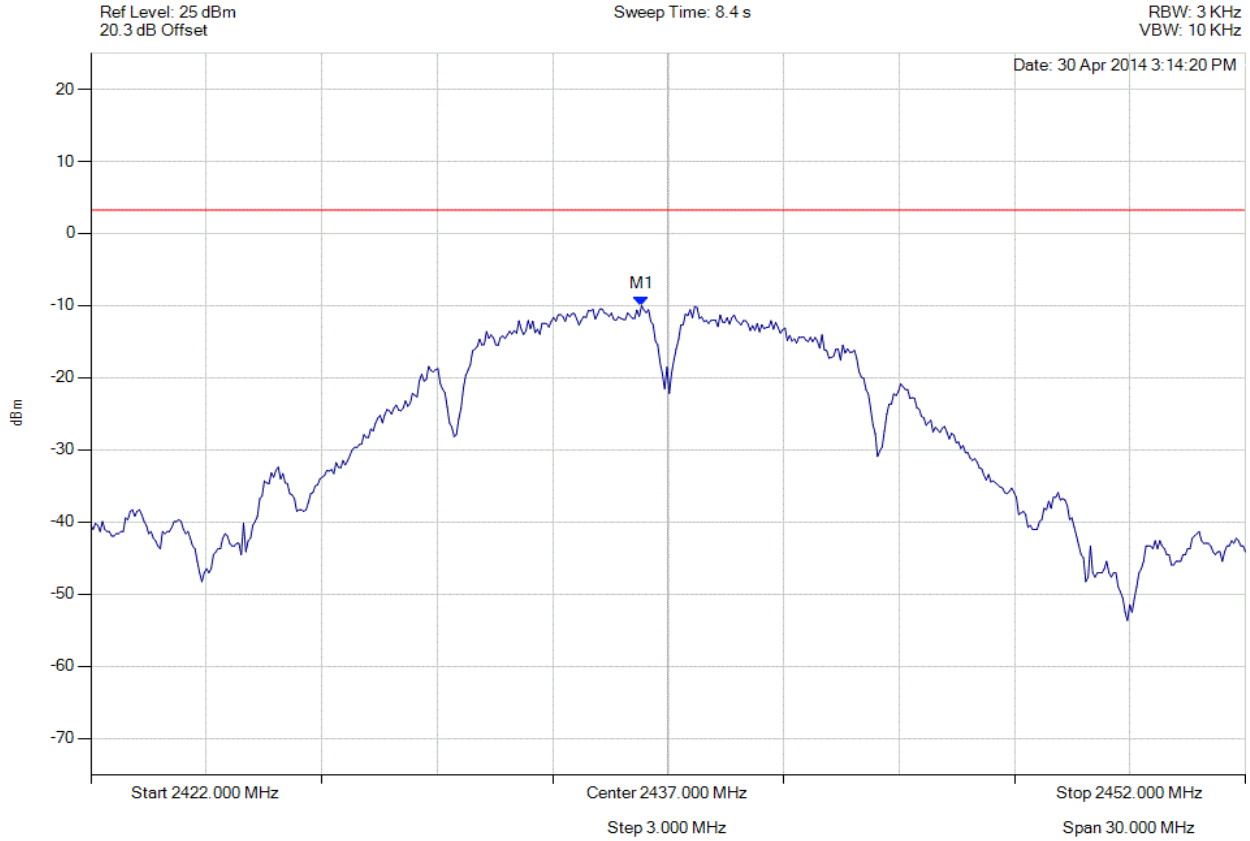

Analyser Setup	Marker : Frequency : Amplitude	Test Results
Detector = AVERAGE Sweep Count = 0 RF Atten (dB) = 20 Trace Mode = VIEW	M1 : 2436.309 MHz : -10.002 dBm	Limit: ≤ 3.229 dBm

Back to the Matrix

POWER SPECTRAL DENSITY - AVERAGE

Variant: 802.11b, Channel: 2437.00 MHz, Chain c, Temp: Ambient, Voltage: 3.3 Vdc

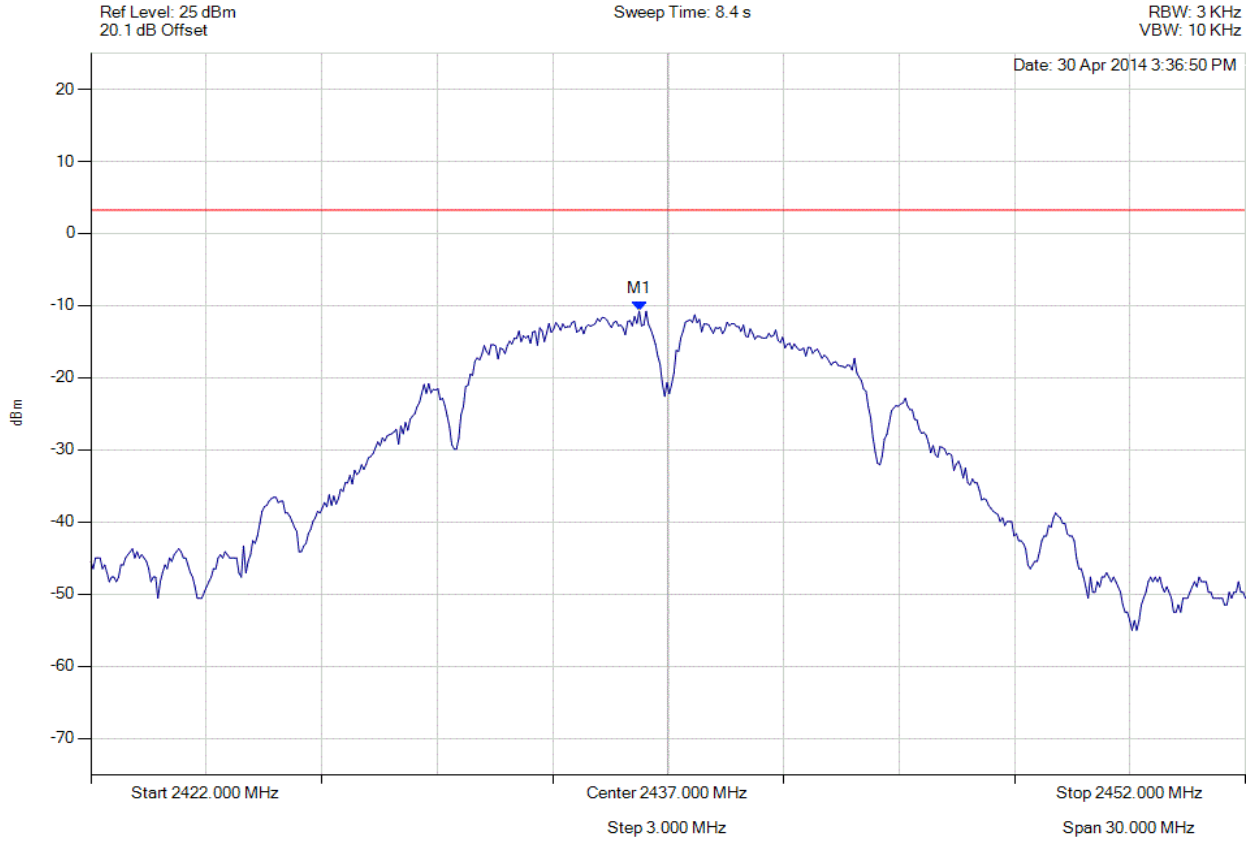

Analyser Setup	Marker : Frequency : Amplitude	Test Results
Detector = AVERAGE Sweep Count = 0 RF Atten (dB) = 20 Trace Mode = VIEW	M1 : 2436.248 MHz : -10.767 dBm	Limit: ≤ 3.229 dBm

Back to the Matrix

POWER SPECTRAL DENSITY - AVERAGE

Variant: 802.11b, Channel: 2437.00 MHz, SUM, Temp: Ambient, Voltage: 3.3 Vdc

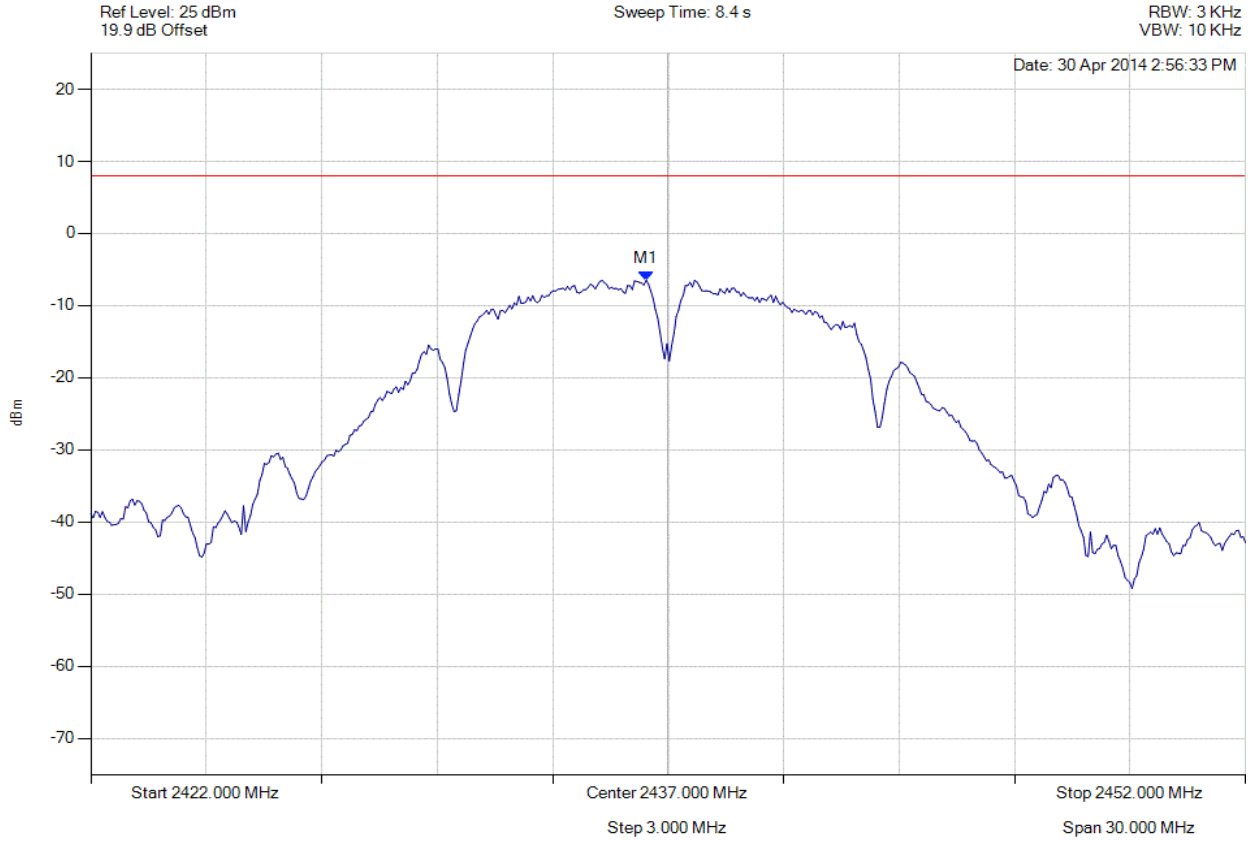

Analyser Setup	Marker : Frequency : Amplitude	Test Results
Detector = AVERAGE Sweep Count = 0 RF Atten (dB) = 20 Trace Mode = VIEW	M1 : 2436.400 MHz : -6.467 dBm M1 + DCCF : 2436.400 MHz : -6.423 dBm Duty Cycle Correction Factor : +0.04 dB	Limit: ≤ 8.0 dBm Margin: -14.4 dB

Back to the Matrix

POWER SPECTRAL DENSITY - AVERAGE

Variant: 802.11b, Channel: 2462.00 MHz, Chain a, Temp: Ambient, Voltage: 3.3 Vdc

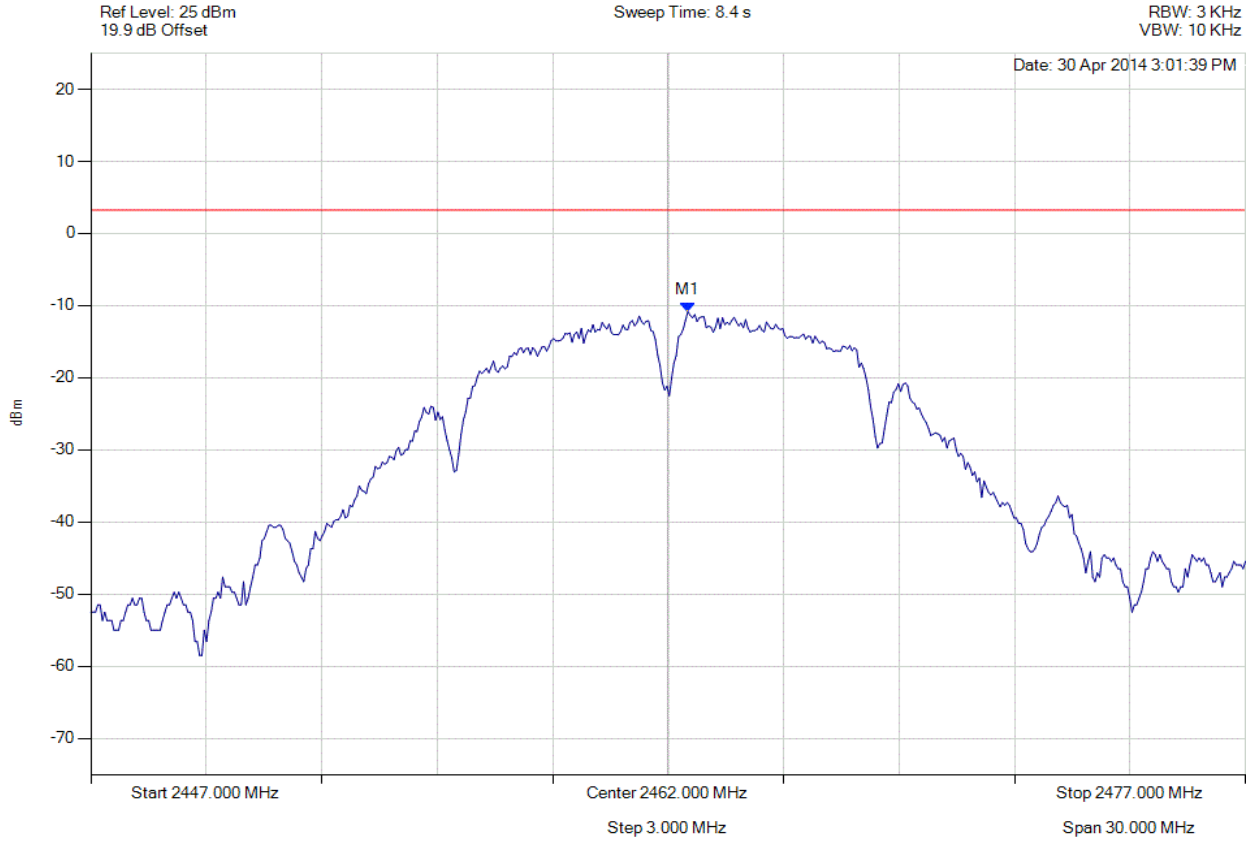

Analyser Setup	Marker : Frequency : Amplitude	Test Results
Detector = AVERAGE Sweep Count = 0 RF Atten (dB) = 20 Trace Mode = VIEW	M1 : 2462.511 MHz : -10.839 dBm	Limit: ≤ 3.229 dBm

Back to the Matrix

POWER SPECTRAL DENSITY - AVERAGE

Variant: 802.11b, Channel: 2462.00 MHz, Chain b, Temp: Ambient, Voltage: 3.3 Vdc

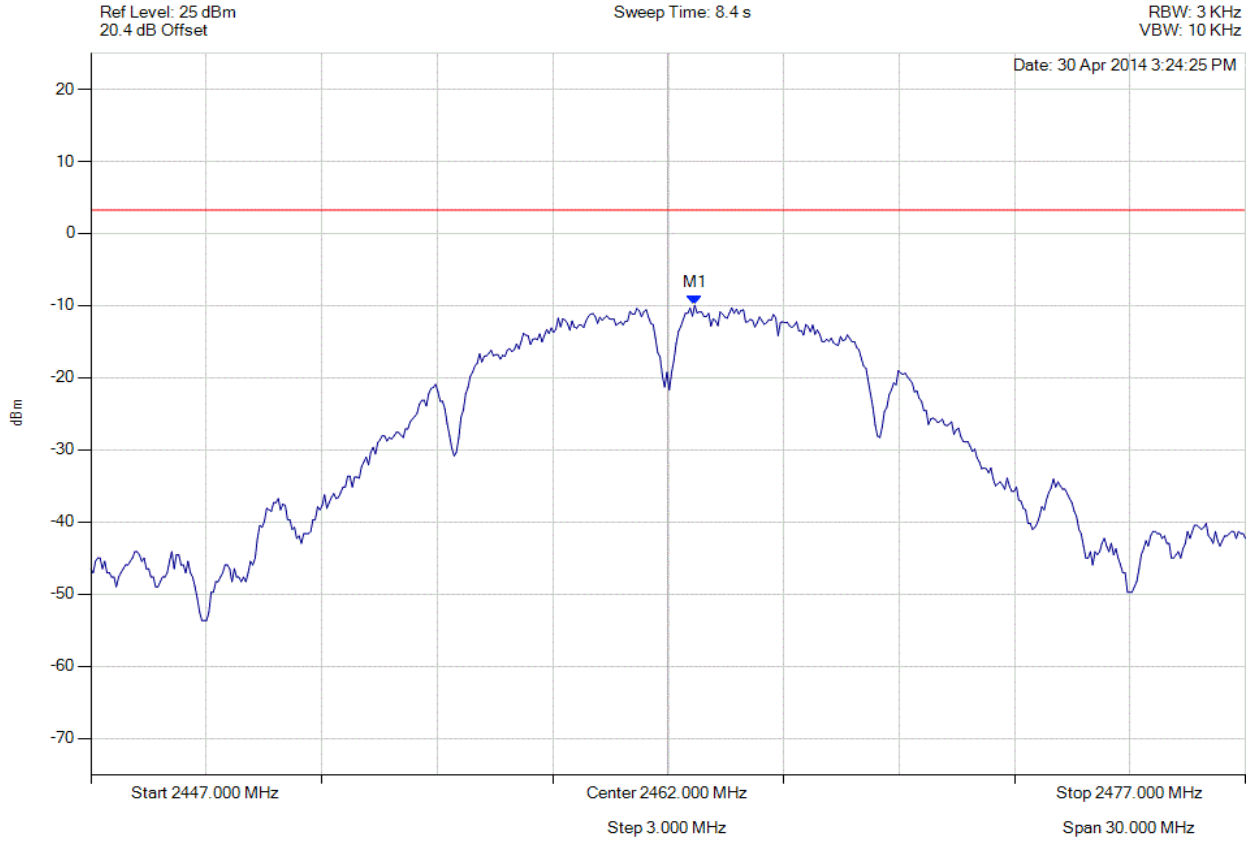

Analyser Setup	Marker : Frequency : Amplitude	Test Results
Detector = AVERAGE Sweep Count = 0 RF Atten (dB) = 20 Trace Mode = VIEW	M1 : 2462.691 MHz : -9.945 dBm	Limit: ≤ 3.229 dBm

Back to the Matrix

POWER SPECTRAL DENSITY - AVERAGE

Variant: 802.11b, Channel: 2462.00 MHz, Chain c, Temp: Ambient, Voltage: 3.3 Vdc

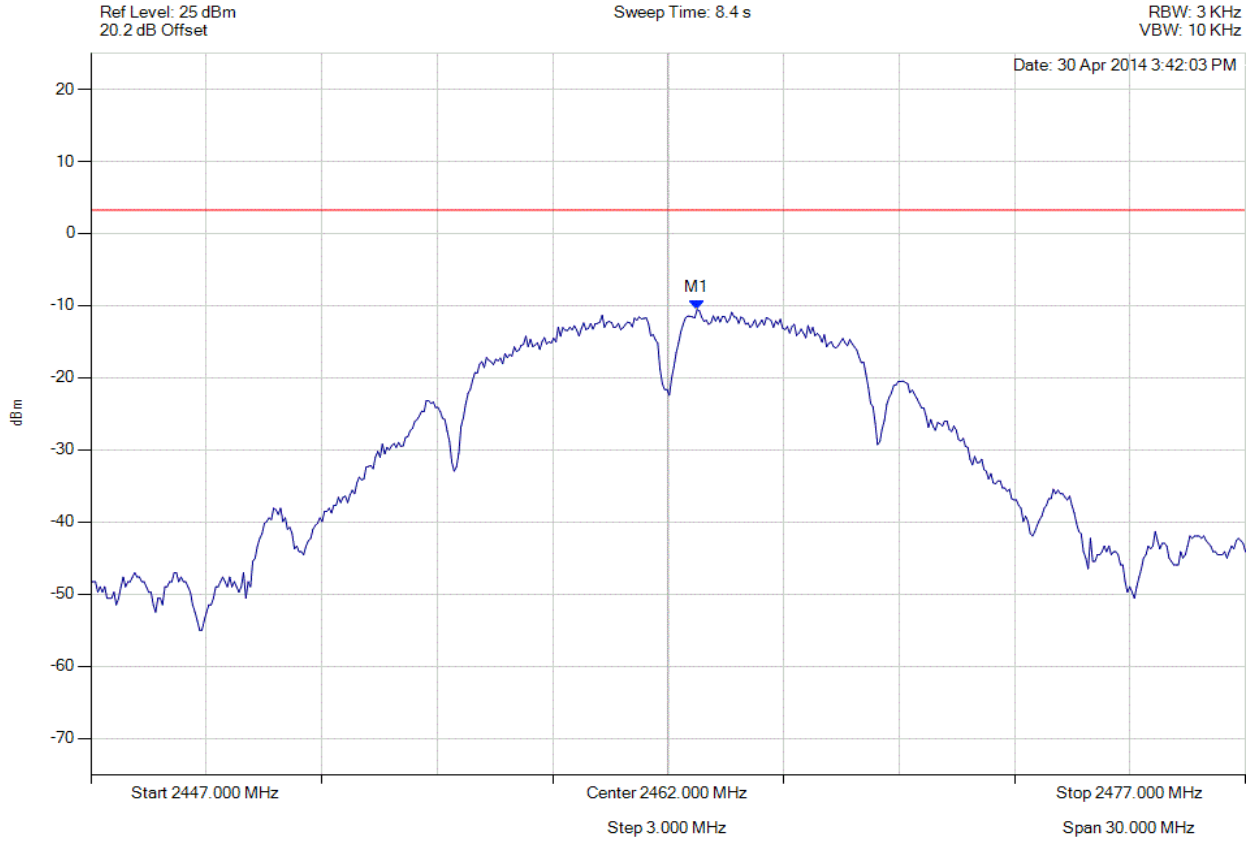

Analyser Setup	Marker : Frequency : Amplitude	Test Results
Detector = AVERAGE Sweep Count = 0 RF Atten (dB) = 20 Trace Mode = VIEW	M1 : 2462.752 MHz : -10.539 dBm	Limit: ≤ 3.229 dBm

Back to the Matrix

POWER SPECTRAL DENSITY - AVERAGE

Variant: 802.11b, Channel: 2462.00 MHz, SUM, Temp: Ambient, Voltage: 3.3 Vdc

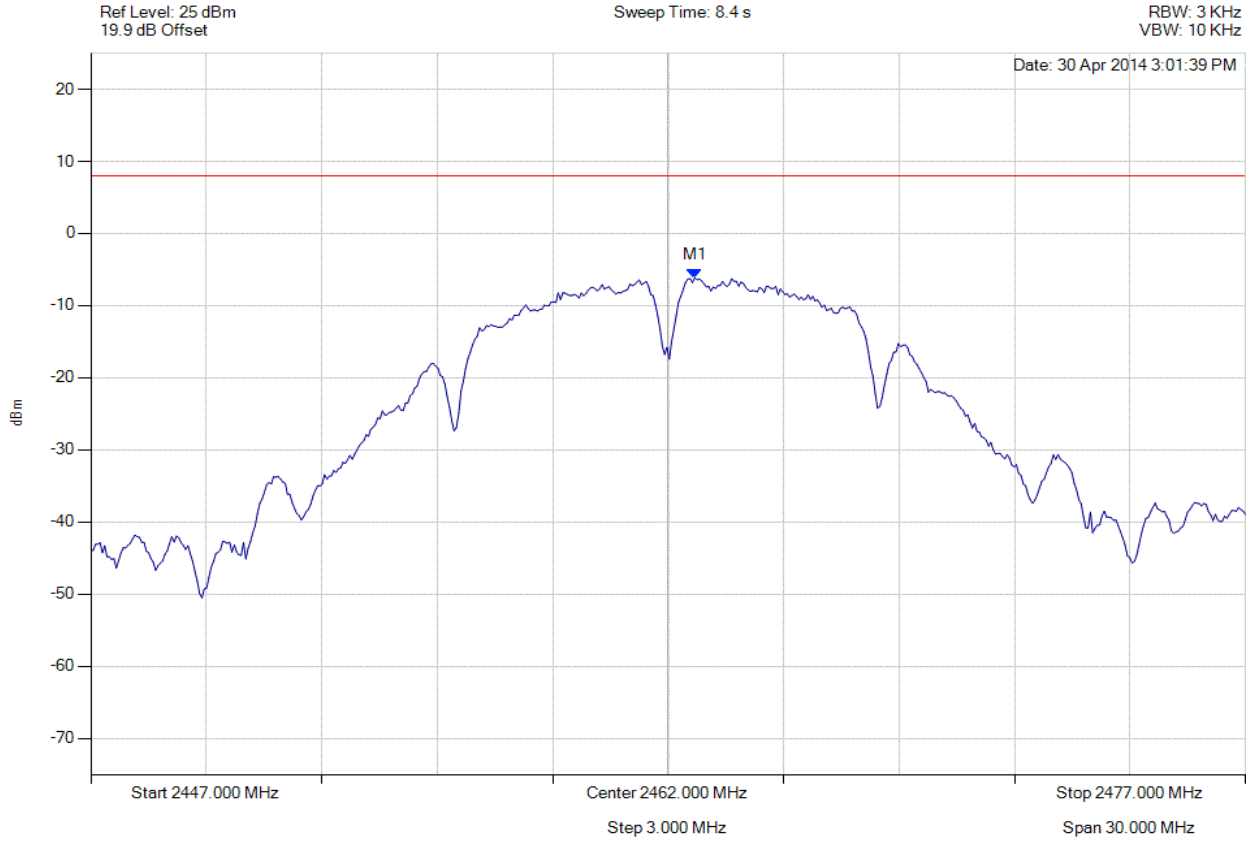

Analyser Setup	Marker : Frequency : Amplitude	Test Results
Detector = AVERAGE Sweep Count = 0 RF Atten (dB) = 20 Trace Mode = VIEW	M1 : 2462.700 MHz : -6.128 dBm M1 + DCCF : 2462.700 MHz : -6.084 dBm Duty Cycle Correction Factor : +0.04 dB	Limit: ≤ 8.0 dBm Margin: -14.1 dB

Back to the Matrix

POWER SPECTRAL DENSITY - AVERAGE

Variant: 802.11g, Channel: 2412.00 MHz, Chain a, Temp: Ambient, Voltage: 3.3 Vdc

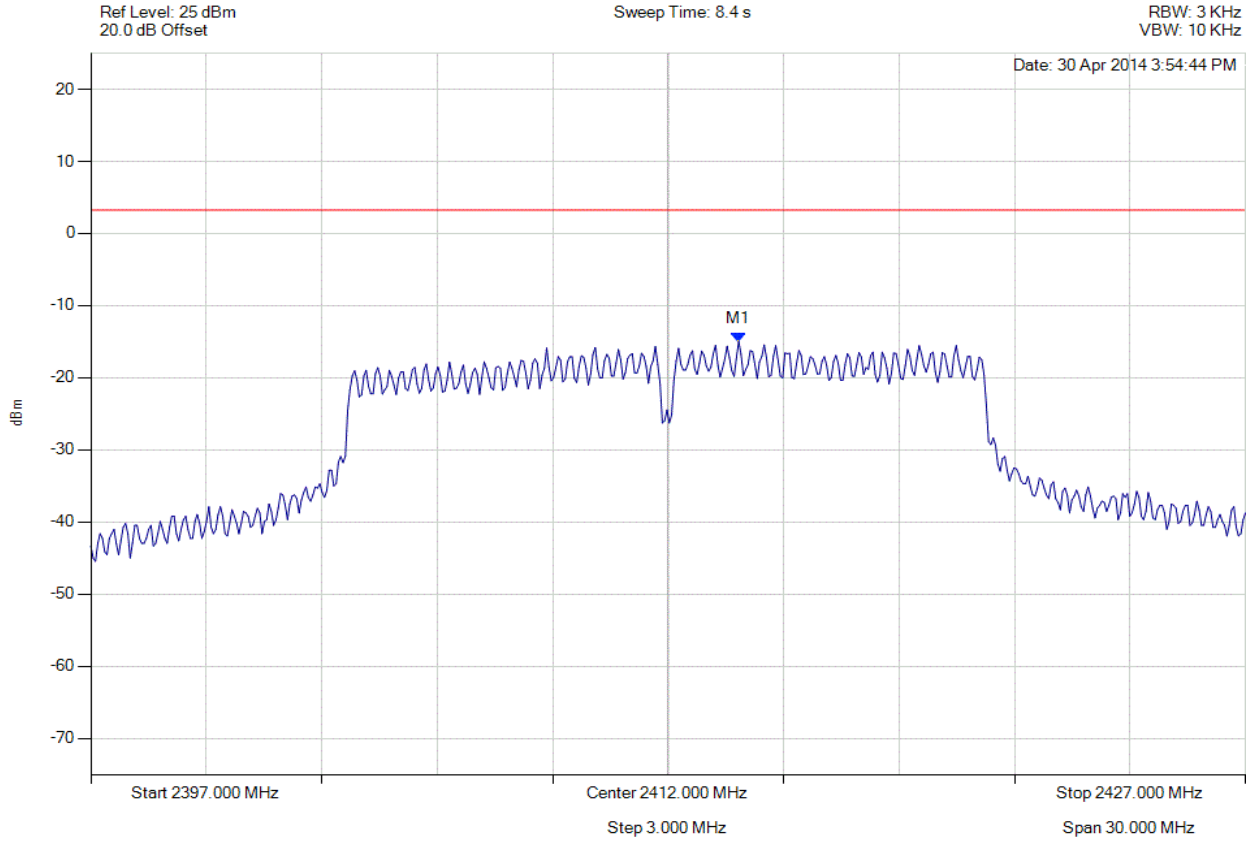

Analyser Setup	Marker : Frequency : Amplitude	Test Results
Detector = AVERAGE Sweep Count = 0 RF Atten (dB) = 20 Trace Mode = VIEW	M1 : 2413.834 MHz : -14.959 dBm	Limit: ≤ 3.229 dBm

Back to the Matrix

POWER SPECTRAL DENSITY - AVERAGE

Variant: 802.11g, Channel: 2412.00 MHz, Chain b, Temp: Ambient, Voltage: 3.3 Vdc

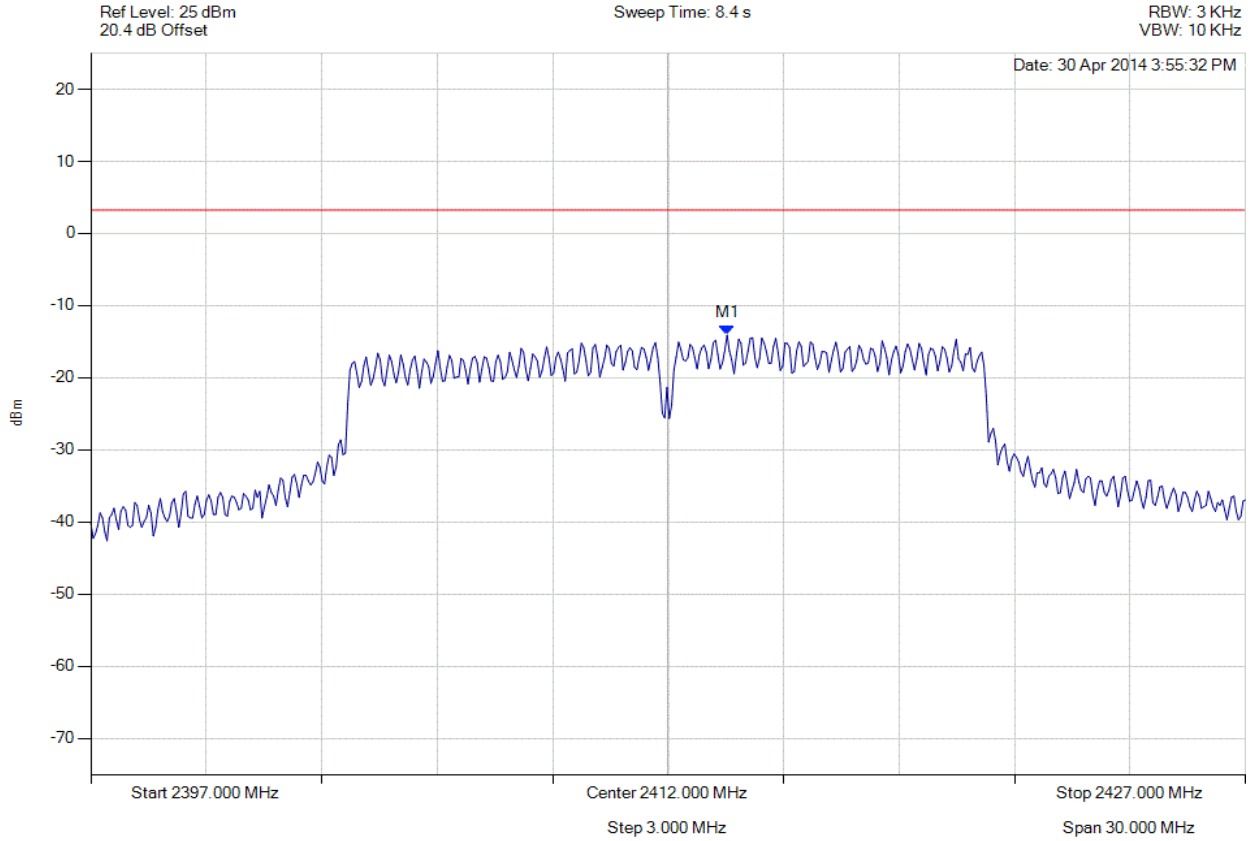

Analyser Setup	Marker : Frequency : Amplitude	Test Results
Detector = AVERAGE Sweep Count = 0 RF Atten (dB) = 20 Trace Mode = VIEW	M1 : 2413.533 MHz : -14.096 dBm	Limit: ≤ 3.229 dBm

Back to the Matrix

POWER SPECTRAL DENSITY - AVERAGE

Variant: 802.11g, Channel: 2412.00 MHz, Chain c, Temp: Ambient, Voltage: 3.3 Vdc

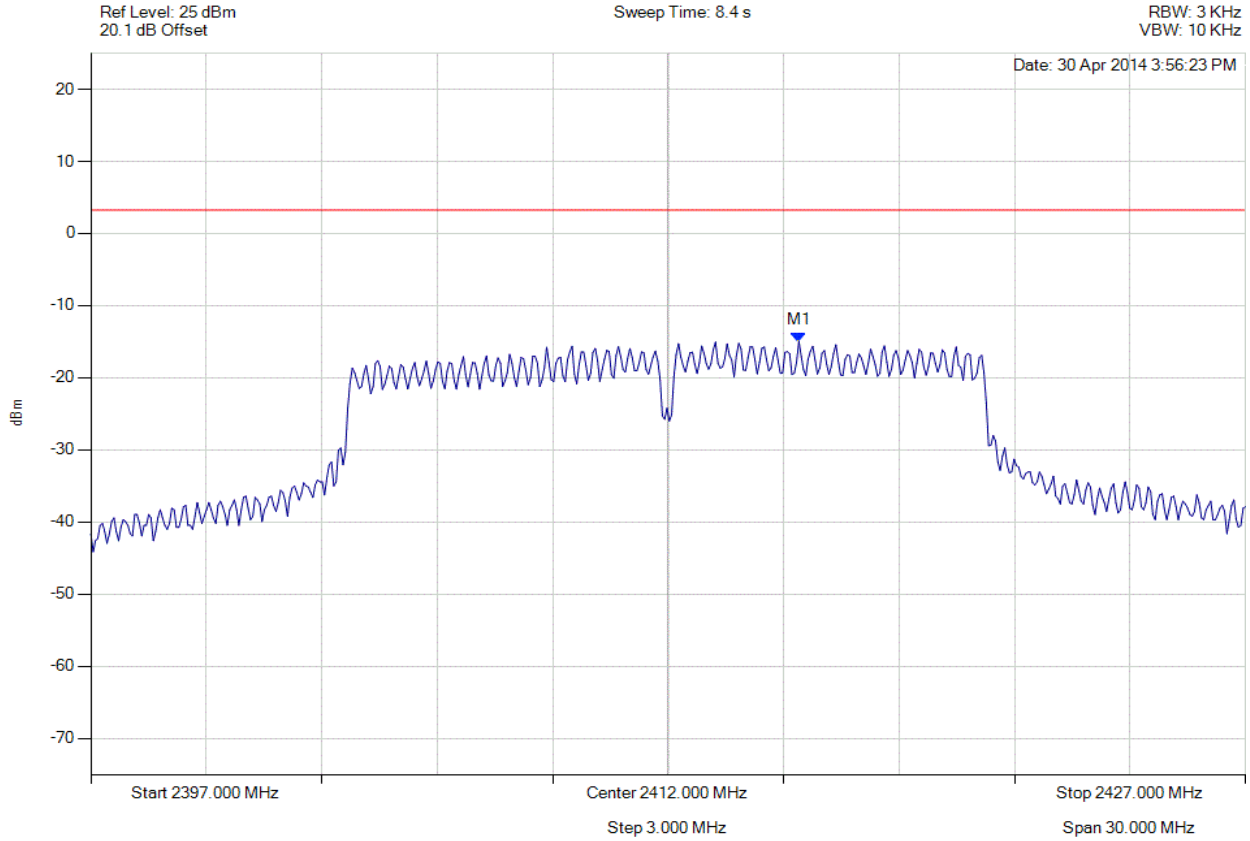

Analyser Setup	Marker : Frequency : Amplitude	Test Results
Detector = AVERAGE Sweep Count = 0 RF Atten (dB) = 20 Trace Mode = VIEW	M1 : 2415.397 MHz : -14.973 dBm	Limit: ≤ 3.229 dBm

Back to the Matrix

POWER SPECTRAL DENSITY - AVERAGE

Variant: 802.11g, Channel: 2412.00 MHz, SUM, Temp: Ambient, Voltage: 3.3 Vdc

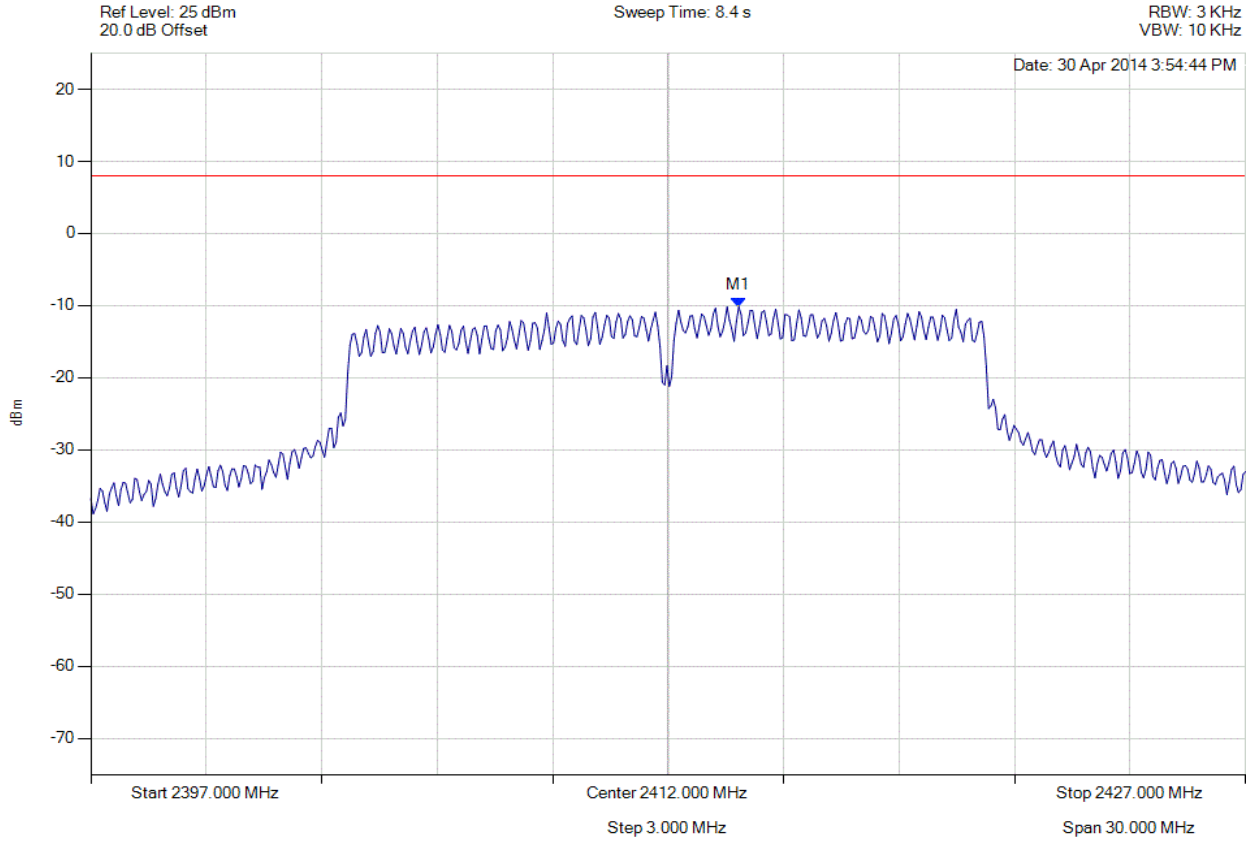

Analyser Setup	Marker : Frequency : Amplitude	Test Results
Detector = AVERAGE Sweep Count = 0 RF Atten (dB) = 20 Trace Mode = VIEW	M1 : 2413.800 MHz : -10.175 dBm M1 + DCCF : 2413.800 MHz : -9.905 dBm Duty Cycle Correction Factor : +0.27 dB	Limit: ≤ 8.0 dBm Margin: -17.9 dB

Back to the Matrix

POWER SPECTRAL DENSITY - AVERAGE

Variant: 802.11g, Channel: 2437.00 MHz, Chain a, Temp: Ambient, Voltage: 3.3 Vdc

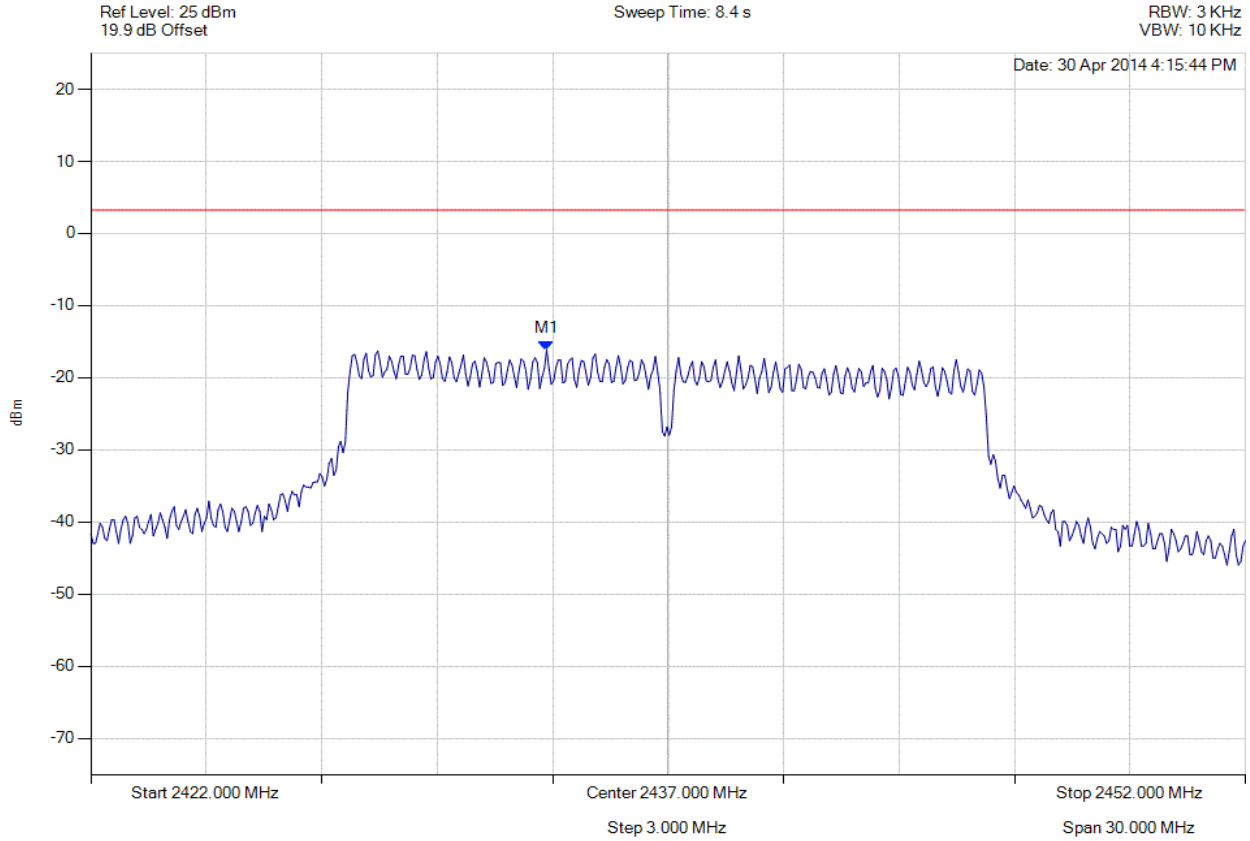

Analyser Setup	Marker : Frequency : Amplitude	Test Results
Detector = AVERAGE Sweep Count = 0 RF Atten (dB) = 20 Trace Mode = VIEW	M1 : 2433.844 MHz : -16.146 dBm	Limit: ≤ 3.229 dBm

Back to the Matrix

POWER SPECTRAL DENSITY - AVERAGE

Variant: 802.11g, Channel: 2437.00 MHz, Chain b, Temp: Ambient, Voltage: 3.3 Vdc

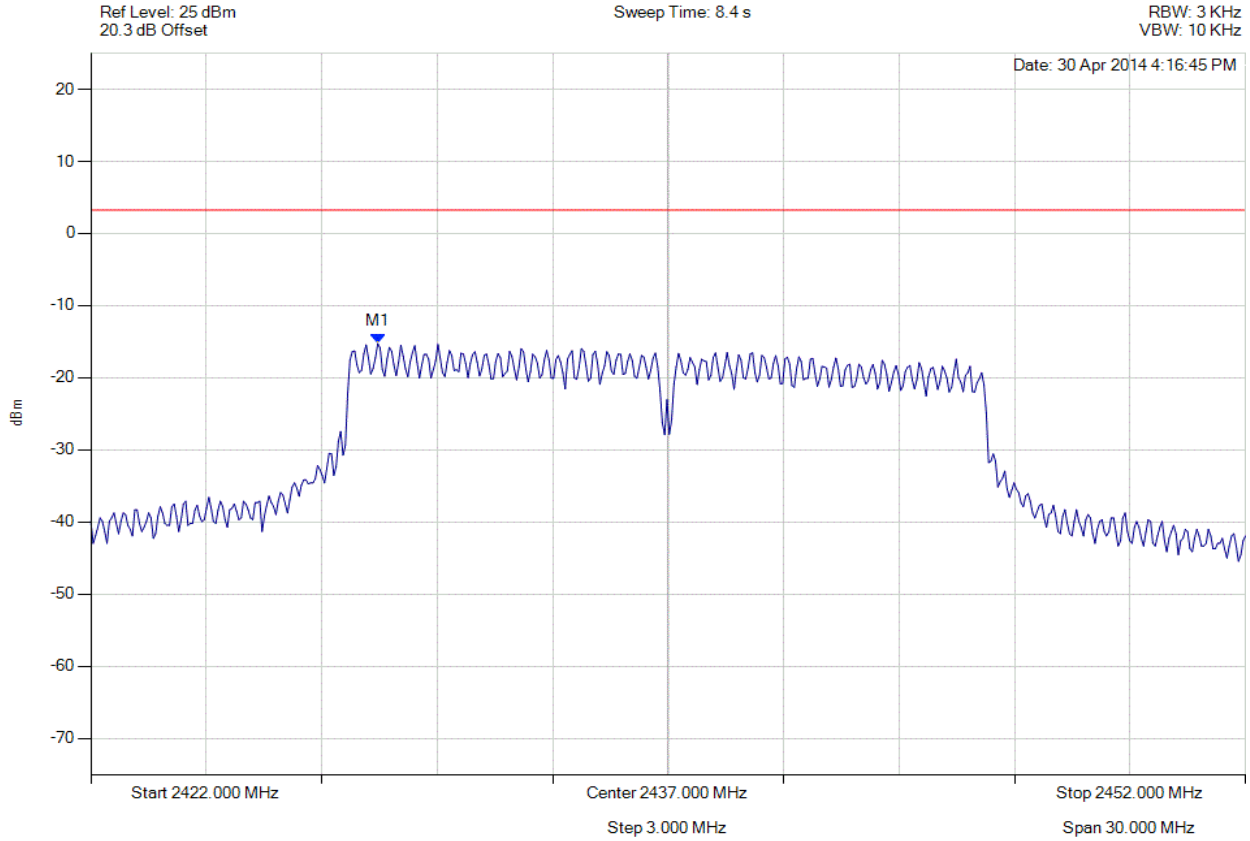

Analyser Setup	Marker : Frequency : Amplitude	Test Results
Detector = AVERAGE Sweep Count = 0 RF Atten (dB) = 20 Trace Mode = VIEW	M1 : 2429.455 MHz : -15.267 dBm	Limit: ≤ 3.229 dBm

Back to the Matrix

POWER SPECTRAL DENSITY - AVERAGE

Variant: 802.11g, Channel: 2437.00 MHz, Chain c, Temp: Ambient, Voltage: 3.3 Vdc

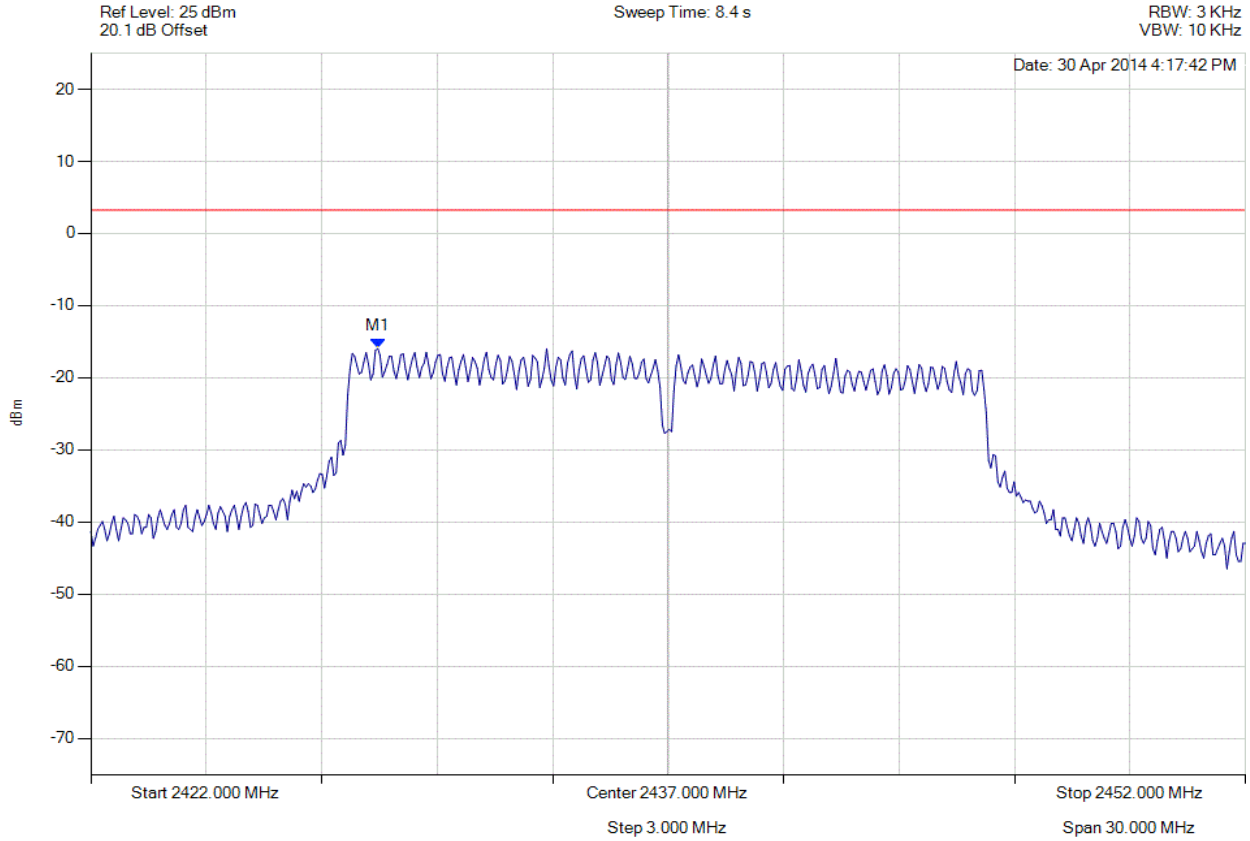

Analyser Setup	Marker : Frequency : Amplitude	Test Results
Detector = AVERAGE Sweep Count = 0 RF Atten (dB) = 20 Trace Mode = VIEW	M1 : 2429.455 MHz : -15.950 dBm	Limit: ≤ 3.229 dBm

Back to the Matrix

POWER SPECTRAL DENSITY - AVERAGE

Variant: 802.11g, Channel: 2437.00 MHz, SUM, Temp: Ambient, Voltage: 3.3 Vdc

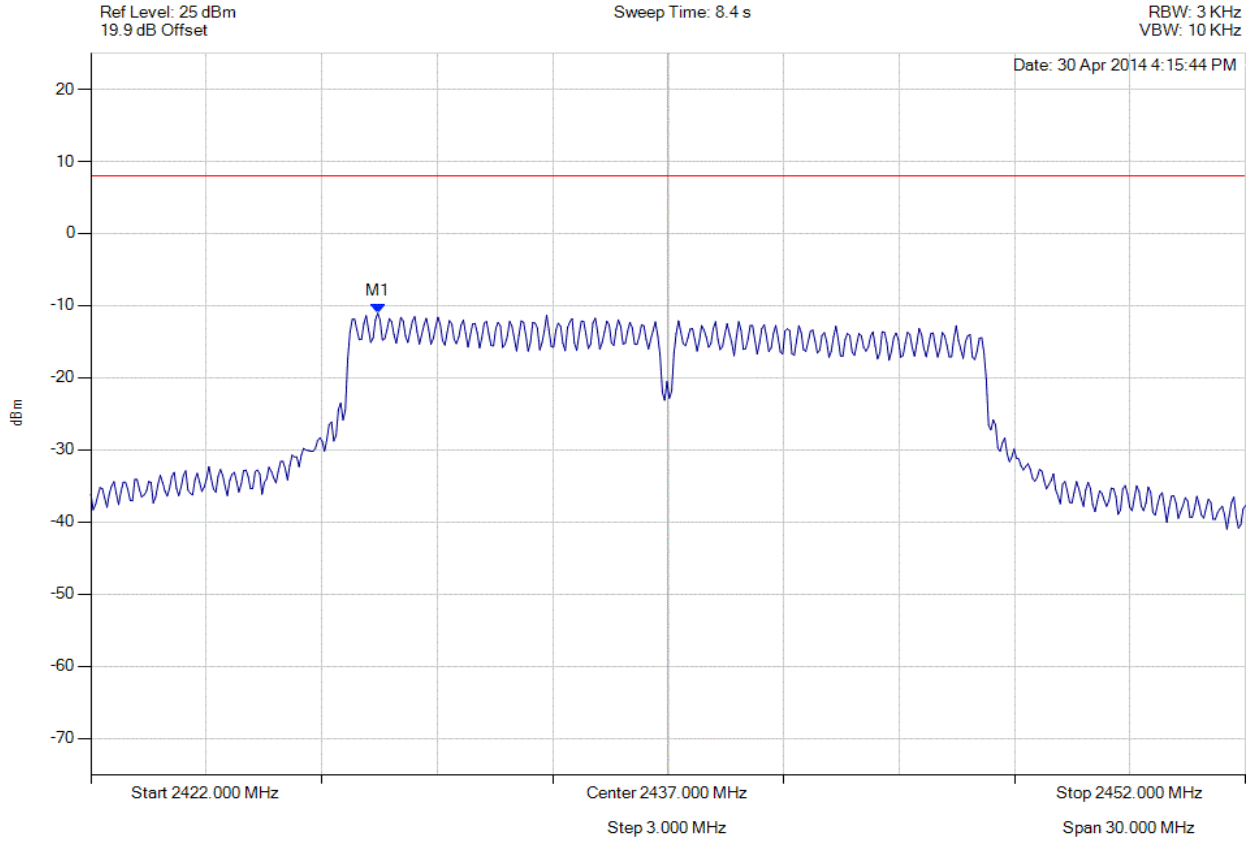

Analyser Setup	Marker : Frequency : Amplitude	Test Results
Detector = AVERAGE Sweep Count = 0 RF Atten (dB) = 20 Trace Mode = VIEW	M1 : 2429.500 MHz : -11.040 dBm M1 + DCCF : 2429.500 MHz : -10.770 dBm Duty Cycle Correction Factor : +0.27 dB	Limit: ≤ 8.0 dBm Margin: -18.7 dB

Back to the Matrix

POWER SPECTRAL DENSITY - AVERAGE

Variant: 802.11g, Channel: 2462.00 MHz, Chain a, Temp: Ambient, Voltage: 3.3 Vdc

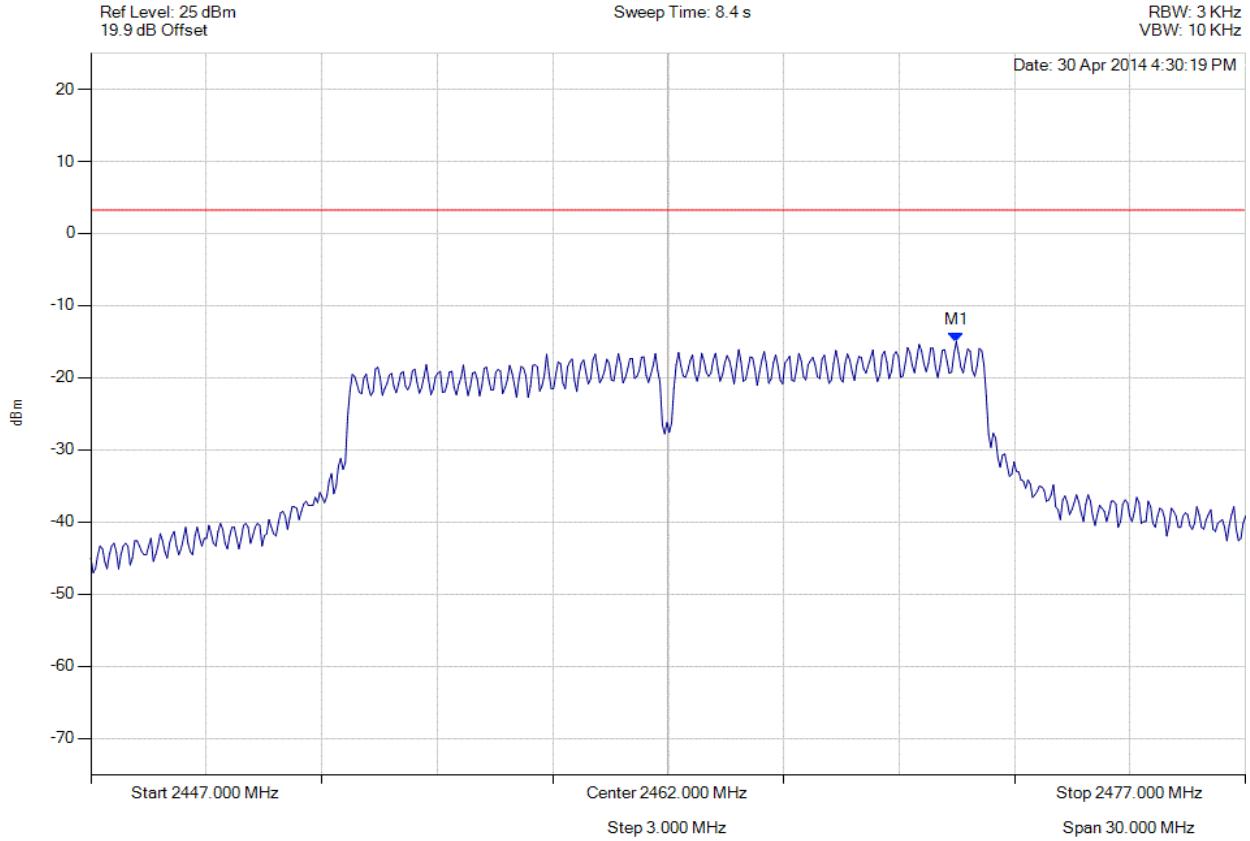

Analyser Setup	Marker : Frequency : Amplitude	Test Results
Detector = AVERAGE Sweep Count = 0 RF Atten (dB) = 20 Trace Mode = VIEW	M1 : 2469.485 MHz : -15.002 dBm	Limit: ≤ 3.229 dBm

Back to the Matrix

POWER SPECTRAL DENSITY - AVERAGE

Variant: 802.11g, Channel: 2462.00 MHz, Chain b, Temp: Ambient, Voltage: 3.3 Vdc

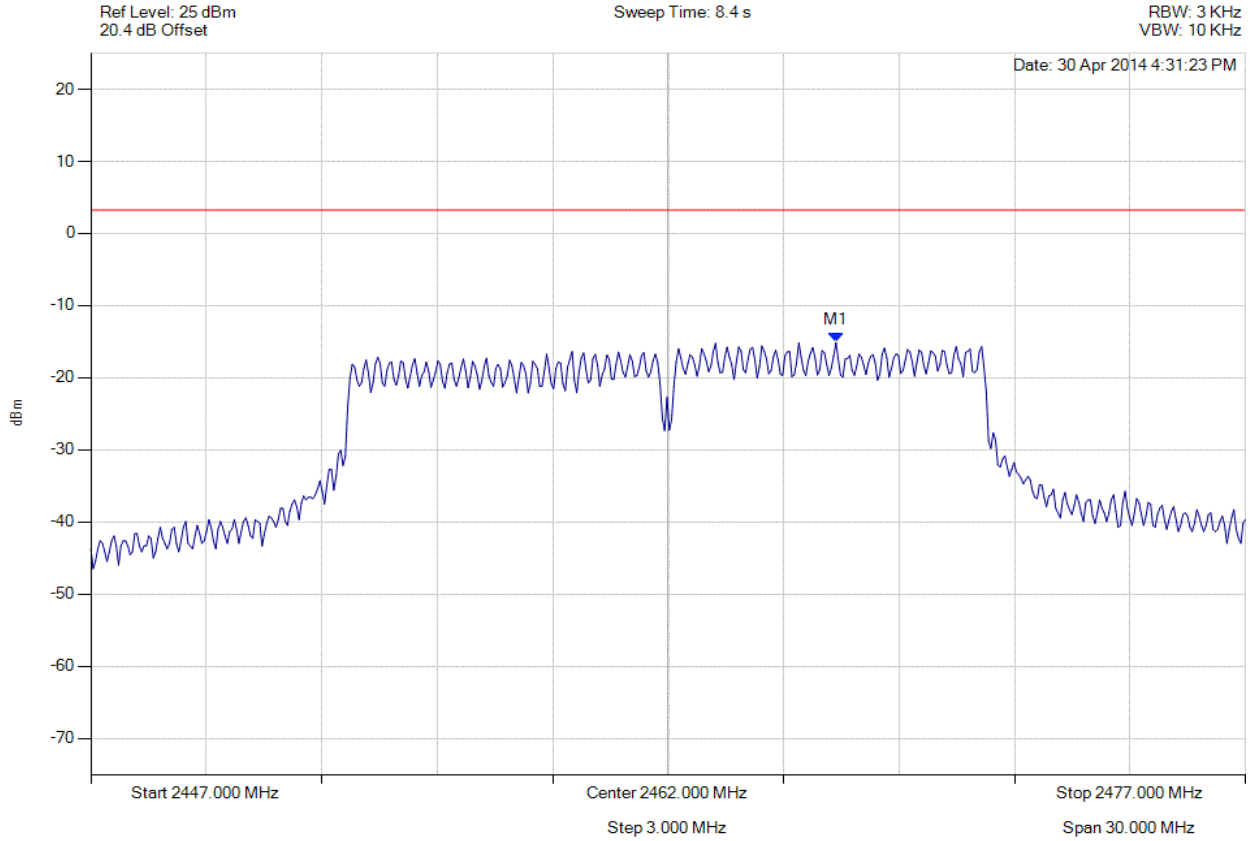

Analyser Setup	Marker : Frequency : Amplitude	Test Results
Detector = AVERAGE Sweep Count = 0 RF Atten (dB) = 20 Trace Mode = VIEW	M1 : 2466.359 MHz : -15.119 dBm	Limit: ≤ 3.229 dBm

Back to the Matrix

POWER SPECTRAL DENSITY - AVERAGE

Variant: 802.11g, Channel: 2462.00 MHz, Chain c, Temp: Ambient, Voltage: 3.3 Vdc

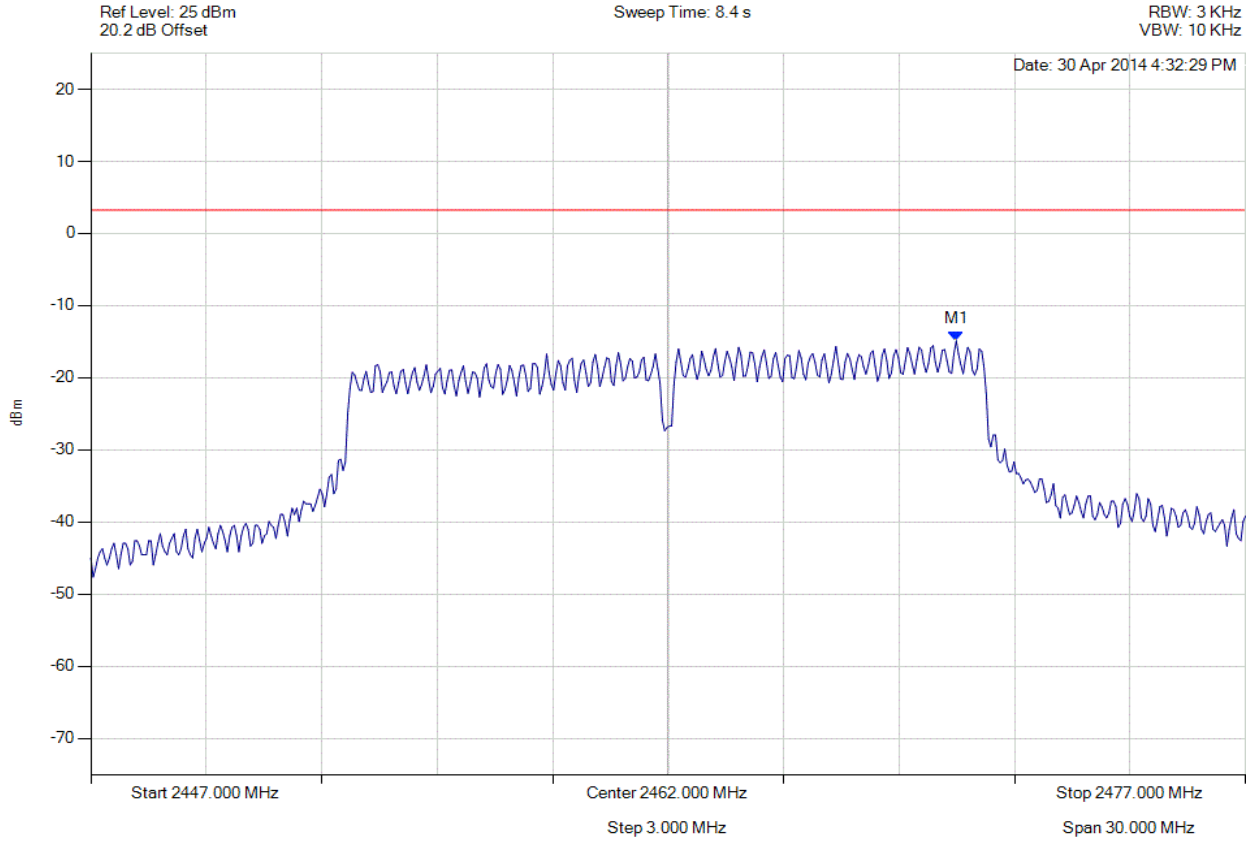

Analyser Setup	Marker : Frequency : Amplitude	Test Results
Detector = AVERAGE Sweep Count = 0 RF Atten (dB) = 20 Trace Mode = VIEW	M1 : 2469.485 MHz : -14.902 dBm	Limit: ≤ 3.229 dBm

Back to the Matrix

POWER SPECTRAL DENSITY - AVERAGE

Variant: 802.11g, Channel: 2462.00 MHz, SUM, Temp: Ambient, Voltage: 3.3 Vdc

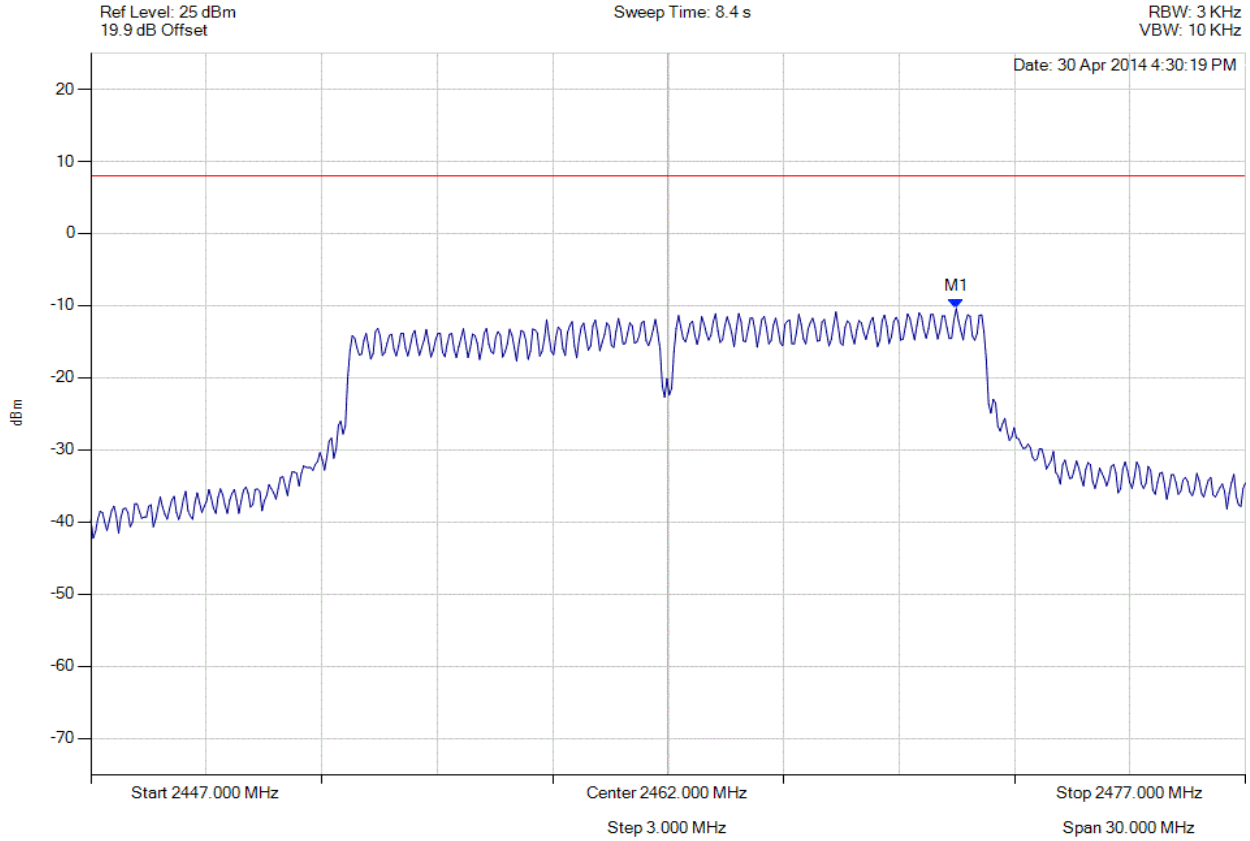

Analyser Setup	Marker : Frequency : Amplitude	Test Results
Detector = AVERAGE Sweep Count = 0 RF Atten (dB) = 20 Trace Mode = VIEW	M1 : 2469.500 MHz : -10.414 dBm M1 + DCCF : 2469.500 MHz : -10.144 dBm Duty Cycle Correction Factor : +0.27 dB	Limit: ≤ 8.0 dBm Margin: -18.1 dB

Back to the Matrix

POWER SPECTRAL DENSITY - AVERAGE

Variant: 802.11n HT-20, Channel: 2412.00 MHz, Chain a, Temp: Ambient, Voltage: 3.3 Vdc

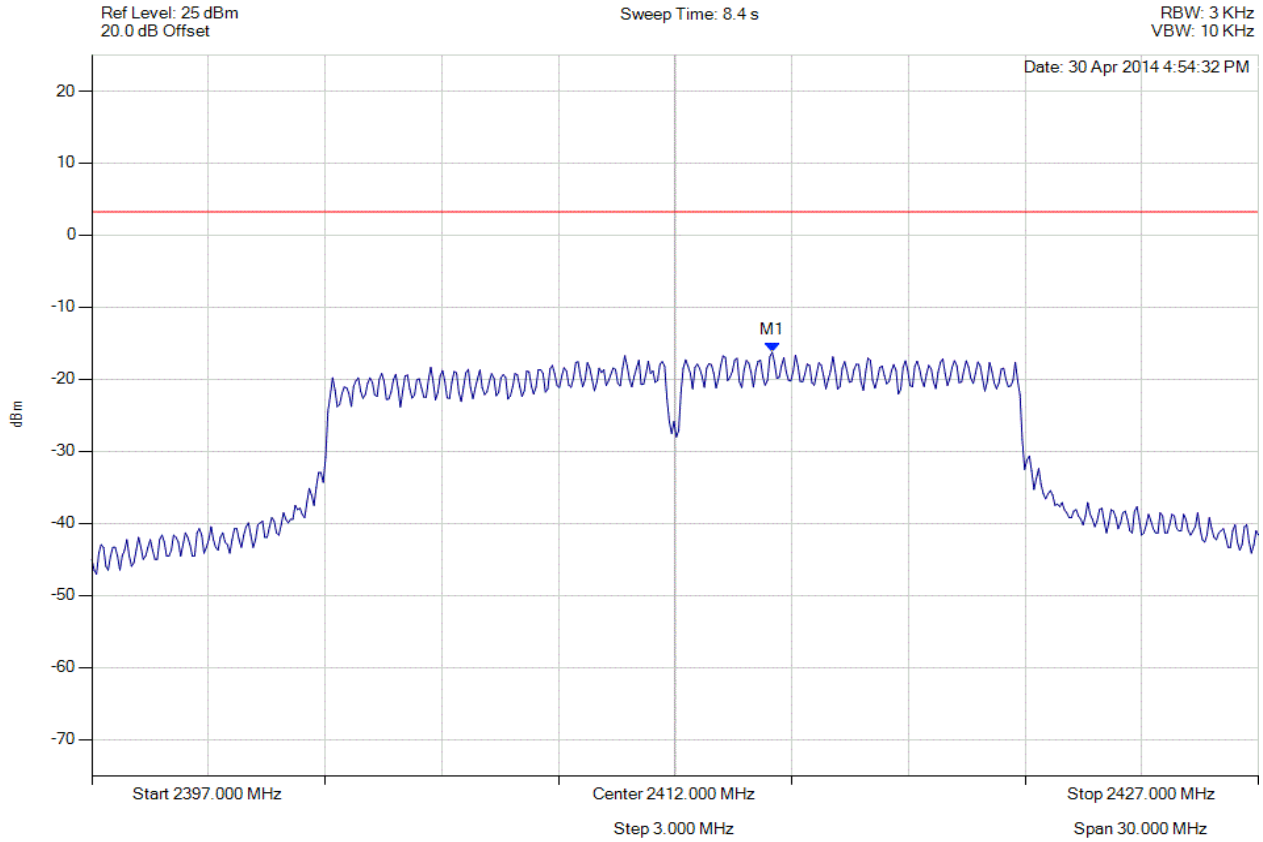

Analyser Setup	Marker : Frequency : Amplitude	Test Results
Detector = AVERAGE Sweep Count = 0 RF Atten (dB) = 20 Trace Mode = VIEW	M1 : 2414.495 MHz : -16.245 dBm	Limit: ≤ 3.229 dBm

Back to the Matrix

POWER SPECTRAL DENSITY - AVERAGE

Variant: 802.11n HT-20, Channel: 2412.00 MHz, Chain b, Temp: Ambient, Voltage: 3.3 Vdc

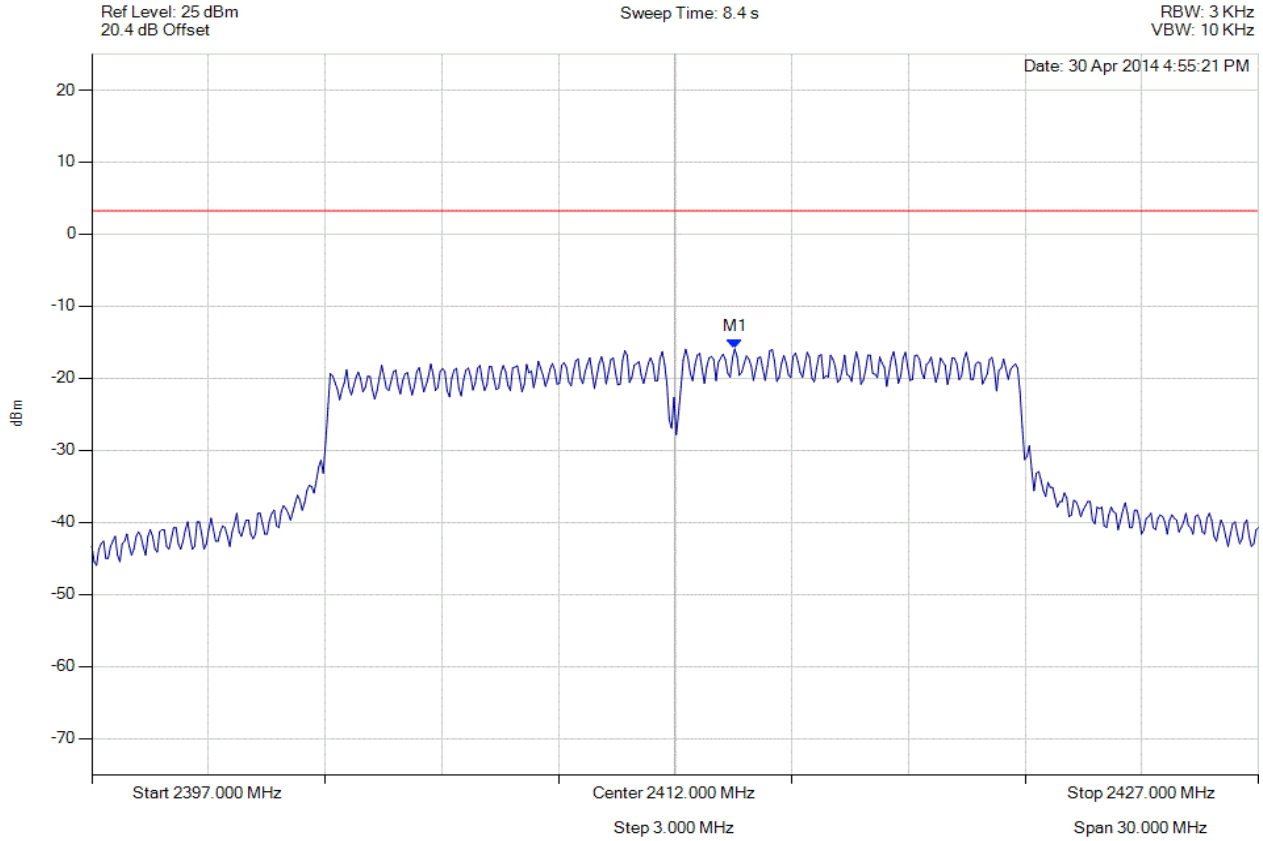

Analyser Setup	Marker : Frequency : Amplitude	Test Results
Detector = AVERAGE Sweep Count = 0 RF Atten (dB) = 20 Trace Mode = VIEW	M1 : 2413.533 MHz : -15.917 dBm	Limit: ≤ 3.229 dBm

Back to the Matrix

POWER SPECTRAL DENSITY - AVERAGE

Variant: 802.11n HT-20, Channel: 2412.00 MHz, Chain c, Temp: Ambient, Voltage: 3.3 Vdc

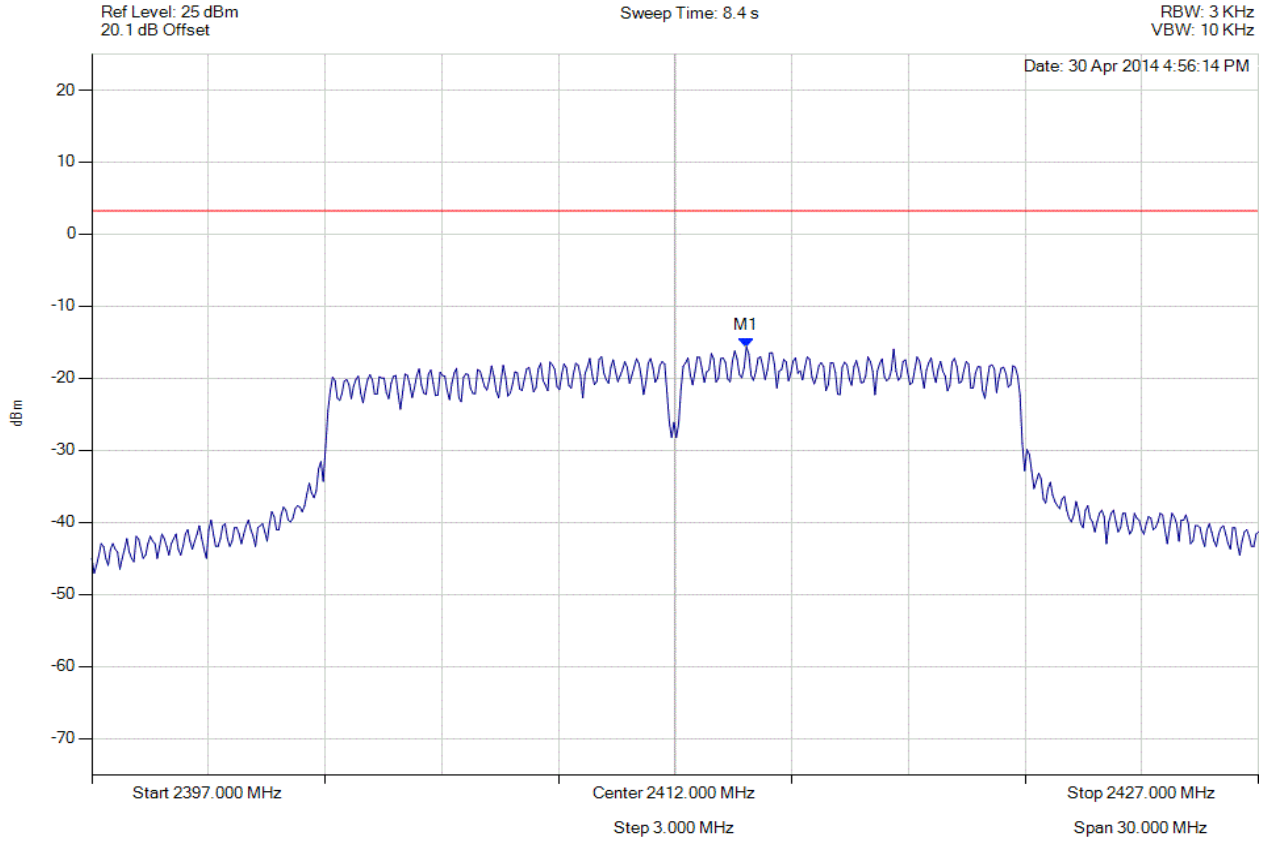

Analyser Setup	Marker : Frequency : Amplitude	Test Results
Detector = AVERAGE Sweep Count = 0 RF Atten (dB) = 20 Trace Mode = VIEW	M1 : 2413.834 MHz : -15.648 dBm	Limit: ≤ 3.229 dBm

Back to the Matrix

POWER SPECTRAL DENSITY - AVERAGE

Variant: 802.11n HT-20, Channel: 2412.00 MHz, SUM, Temp: Ambient, Voltage: 3.3 Vdc

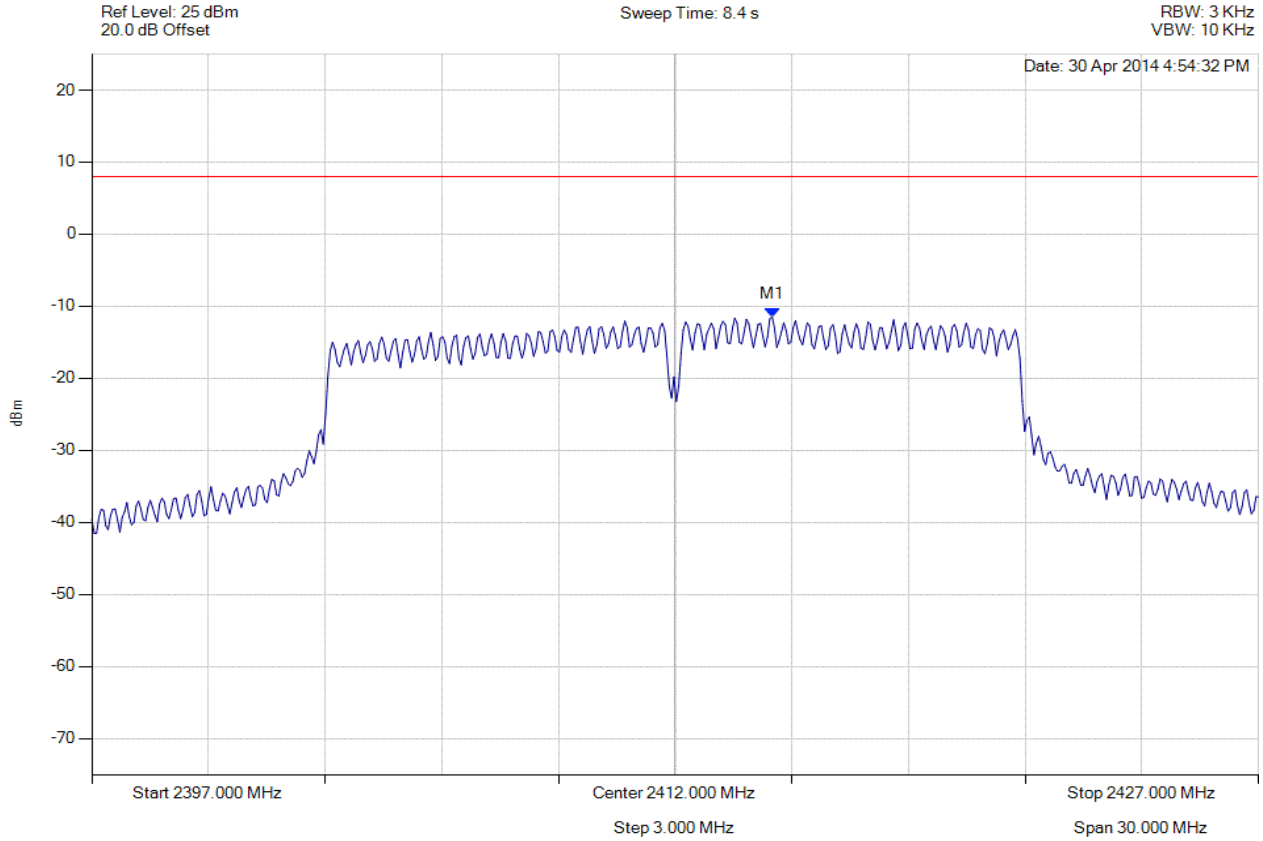

Analyser Setup	Marker : Frequency : Amplitude	Test Results
Detector = AVERAGE Sweep Count = 0 RF Atten (dB) = 20 Trace Mode = VIEW	M1 : 2414.500 MHz : -11.455 dBm M1 + DCCF : 2414.500 MHz : -11.212 dBm Duty Cycle Correction Factor : +0.24 dB	Limit: ≤ 8.0 dBm Margin: -19.2 dB

Back to the Matrix

POWER SPECTRAL DENSITY - AVERAGE

Variant: 802.11n HT-20, Channel: 2437.00 MHz, Chain a, Temp: Ambient, Voltage: 3.3 Vdc

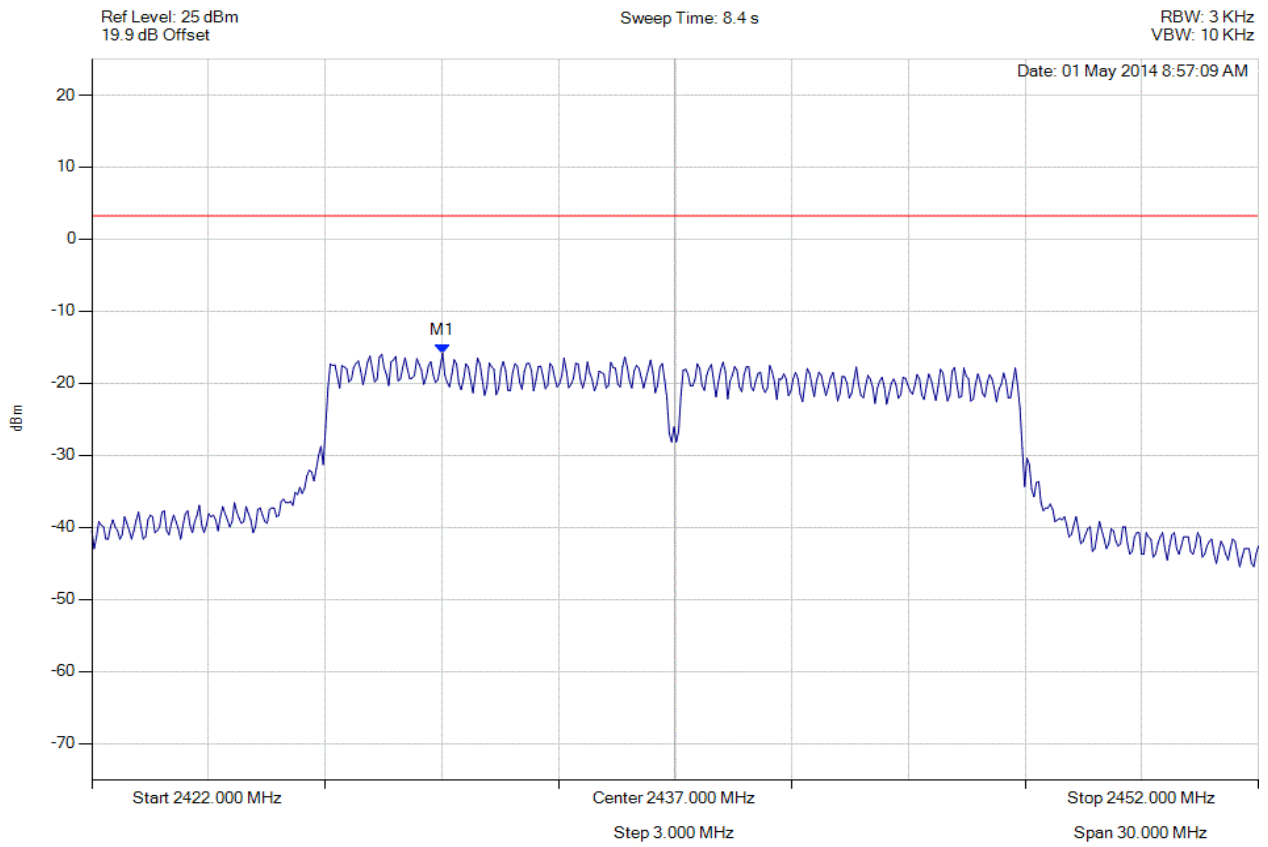

Analyser Setup	Marker : Frequency : Amplitude	Test Results
Detector = AVERAGE Sweep Count = 0 RF Atten (dB) = 20 Trace Mode = VIEW	M1 : 2431.018 MHz : -15.790 dBm	Limit: ≤ 3.229 dBm

Back to the Matrix

POWER SPECTRAL DENSITY - AVERAGE

Variant: 802.11n HT-20, Channel: 2437.00 MHz, Chain b, Temp: Ambient, Voltage: 3.3 Vdc

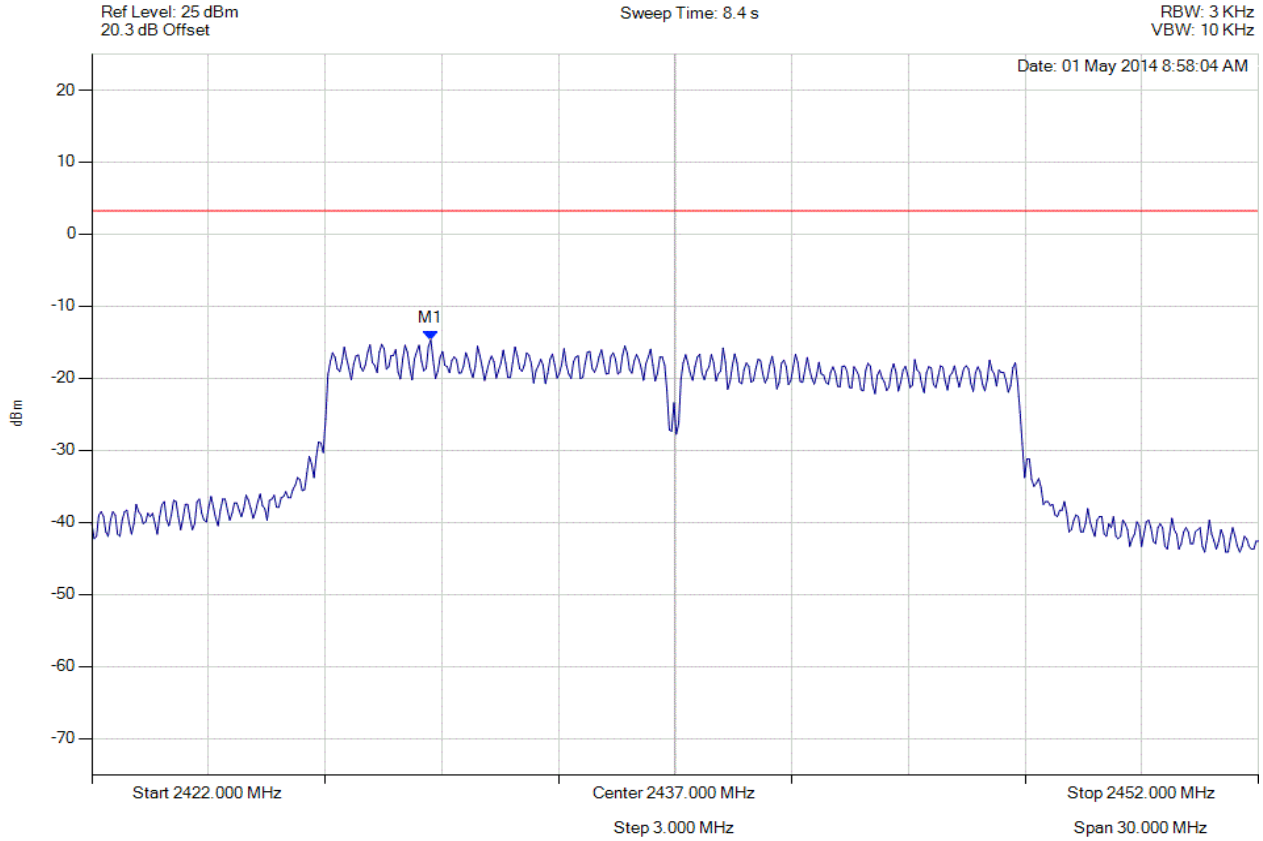

Analyser Setup	Marker : Frequency : Amplitude	Test Results
Detector = AVERAGE Sweep Count = 0 RF Atten (dB) = 20 Trace Mode = VIEW	M1 : 2430.717 MHz : -14.690 dBm	Limit: ≤ 3.229 dBm

Back to the Matrix

POWER SPECTRAL DENSITY - AVERAGE

Variant: 802.11n HT-20, Channel: 2437.00 MHz, Chain c, Temp: Ambient, Voltage: 3.3 Vdc

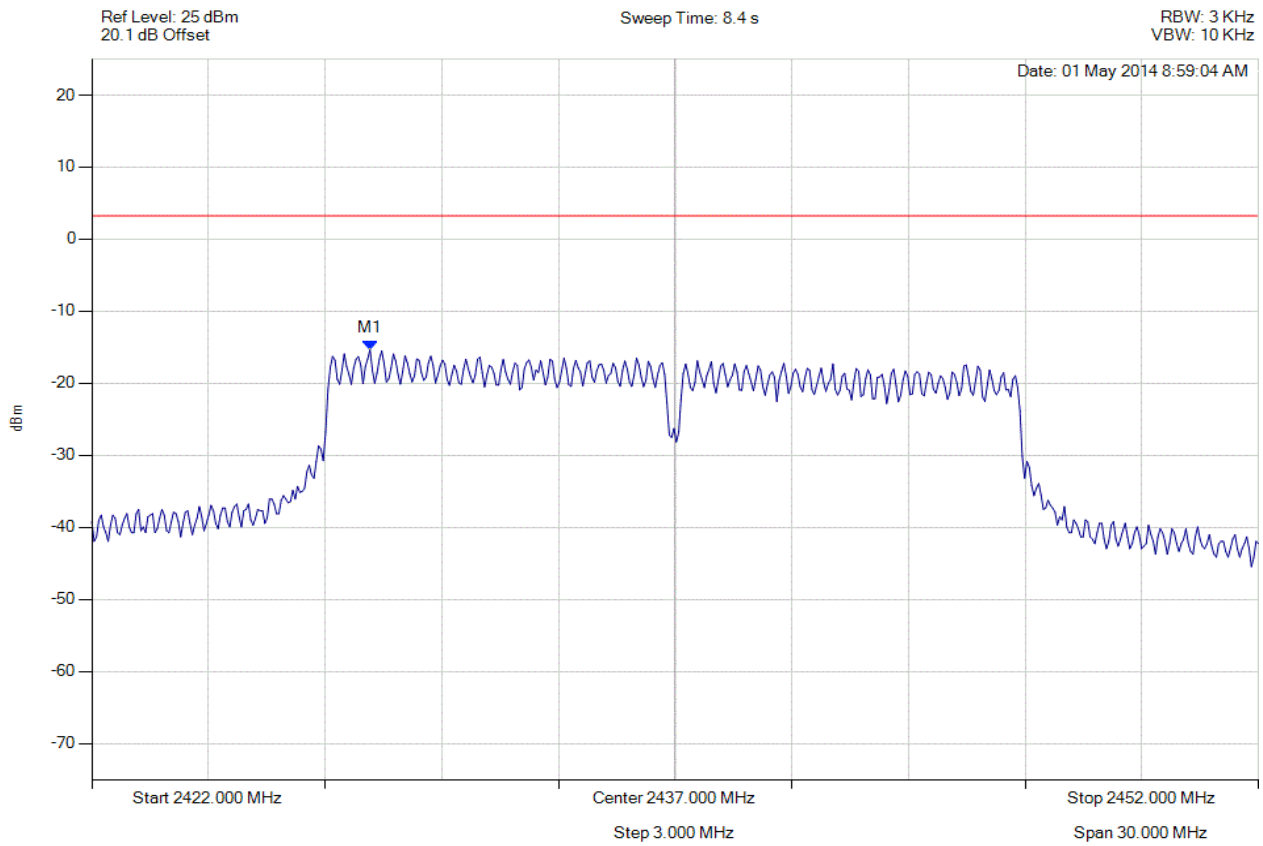

Analyser Setup	Marker : Frequency : Amplitude	Test Results
Detector = AVERAGE Sweep Count = 0 RF Atten (dB) = 20 Trace Mode = VIEW	M1 : 2429.154 MHz : -15.342 dBm	Limit: ≤ 3.229 dBm

Back to the Matrix

POWER SPECTRAL DENSITY - AVERAGE

Variant: 802.11n HT-20, Channel: 2437.00 MHz, SUM, Temp: Ambient, Voltage: 3.3 Vdc

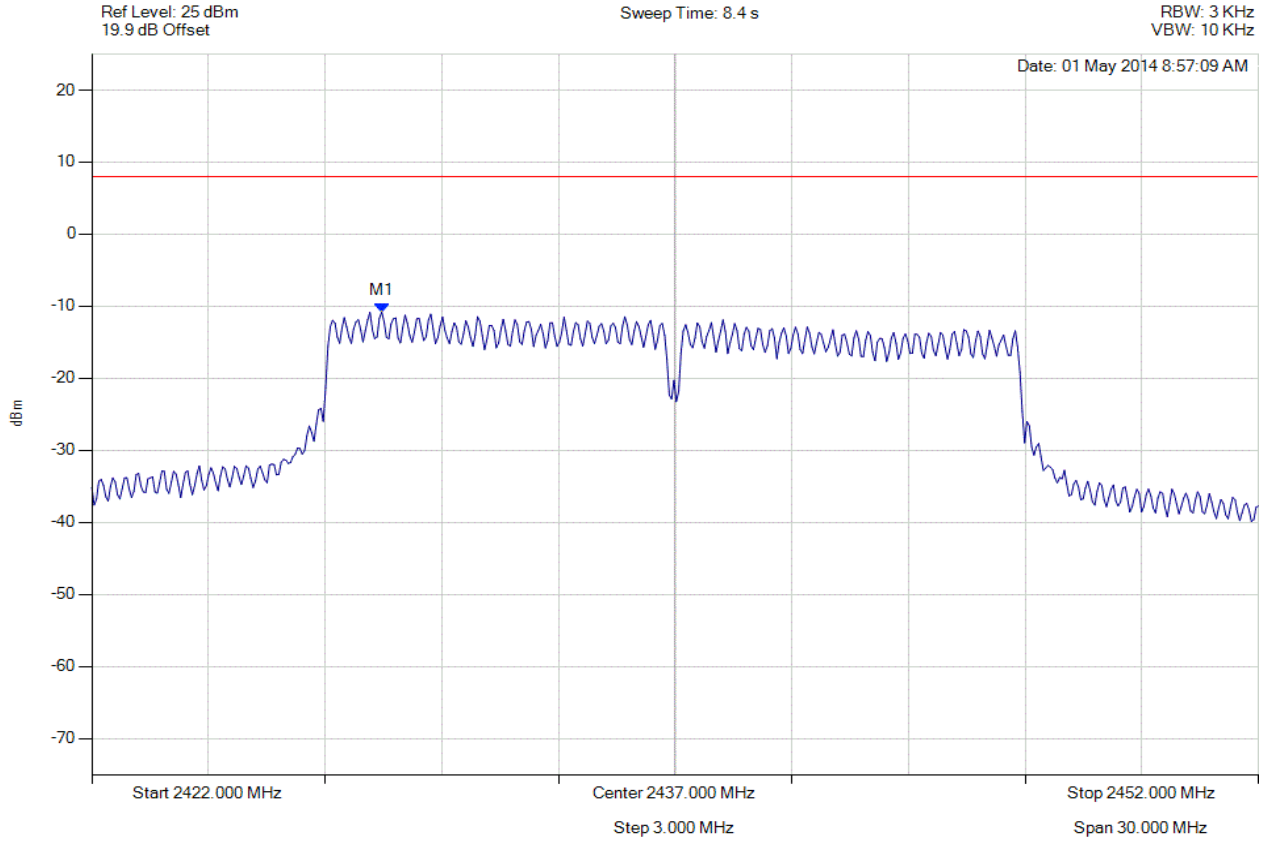

Analyser Setup	Marker : Frequency : Amplitude	Test Results
Detector = AVERAGE Sweep Count = 0 RF Atten (dB) = 20 Trace Mode = VIEW	M1 : 2429.500 MHz : -10.815 dBm M1 + DCCF : 2429.500 MHz : -10.572 dBm Duty Cycle Correction Factor : +0.24 dB	Limit: ≤ 8.0 dBm Margin: -18.5 dB

Back to the Matrix

POWER SPECTRAL DENSITY - AVERAGE

Variant: 802.11n HT-20, Channel: 2462.00 MHz, Chain a, Temp: Ambient, Voltage: 3.3 Vdc

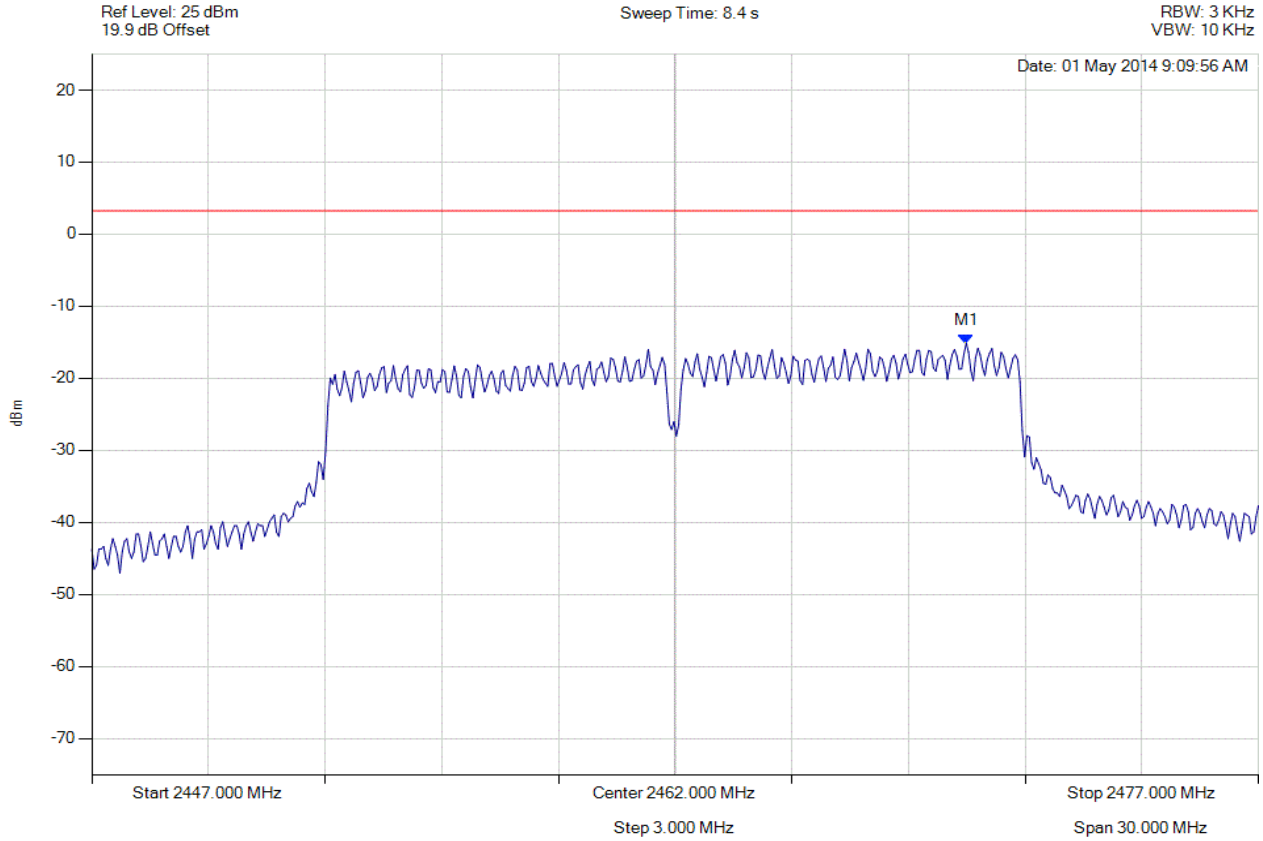

Analyser Setup	Marker : Frequency : Amplitude	Test Results
Detector = AVERAGE Sweep Count = 0 RF Atten (dB) = 20 Trace Mode = VIEW	M1 : 2469.485 MHz : -15.134 dBm	Limit: ≤ 3.229 dBm

Back to the Matrix

POWER SPECTRAL DENSITY - AVERAGE

Variant: 802.11n HT-20, Channel: 2462.00 MHz, Chain b, Temp: Ambient, Voltage: 3.3 Vdc

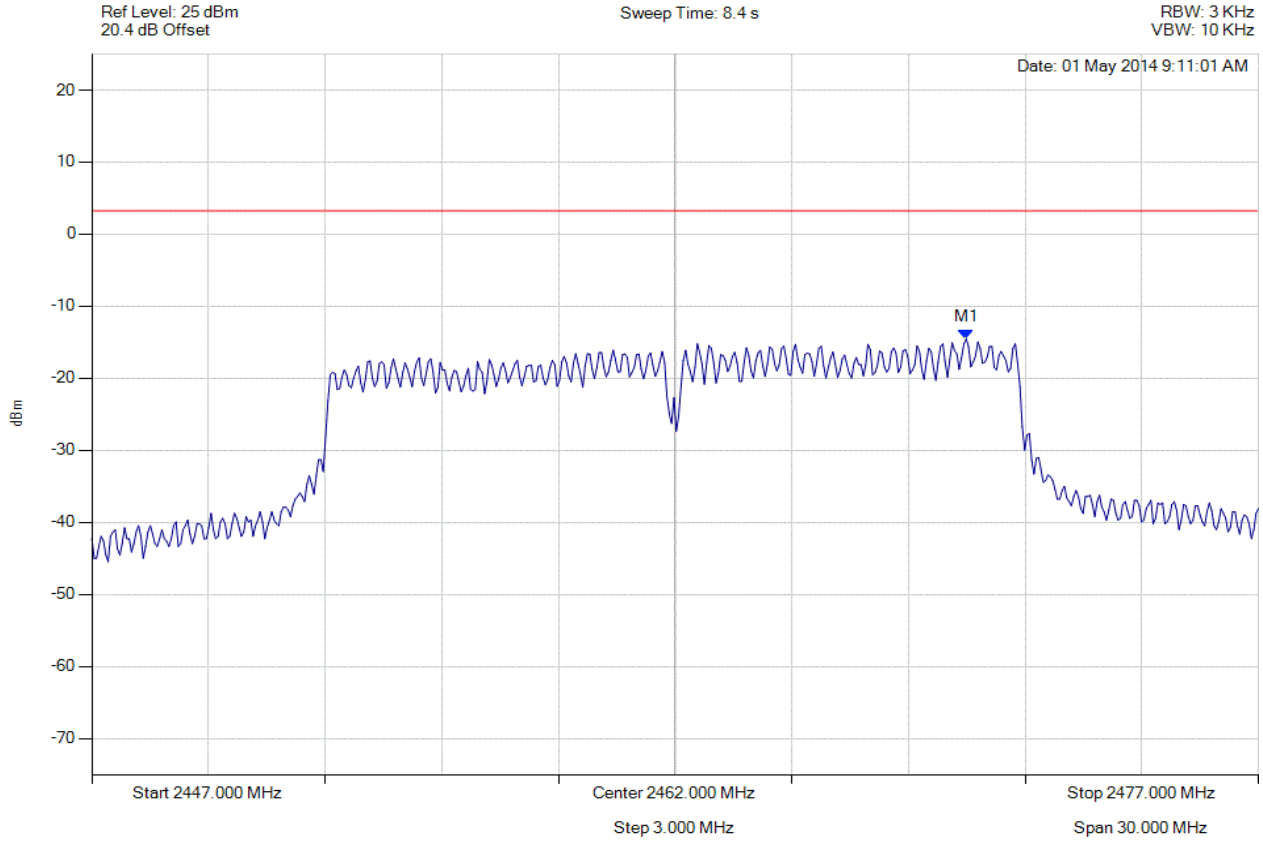

Analyser Setup	Marker : Frequency : Amplitude	Test Results
Detector = AVERAGE Sweep Count = 0 RF Atten (dB) = 20 Trace Mode = VIEW	M1 : 2469.485 MHz : -14.537 dBm	Limit: ≤ 3.229 dBm

Back to the Matrix

POWER SPECTRAL DENSITY - AVERAGE

Variant: 802.11n HT-20, Channel: 2462.00 MHz, Chain c, Temp: Ambient, Voltage: 3.3 Vdc

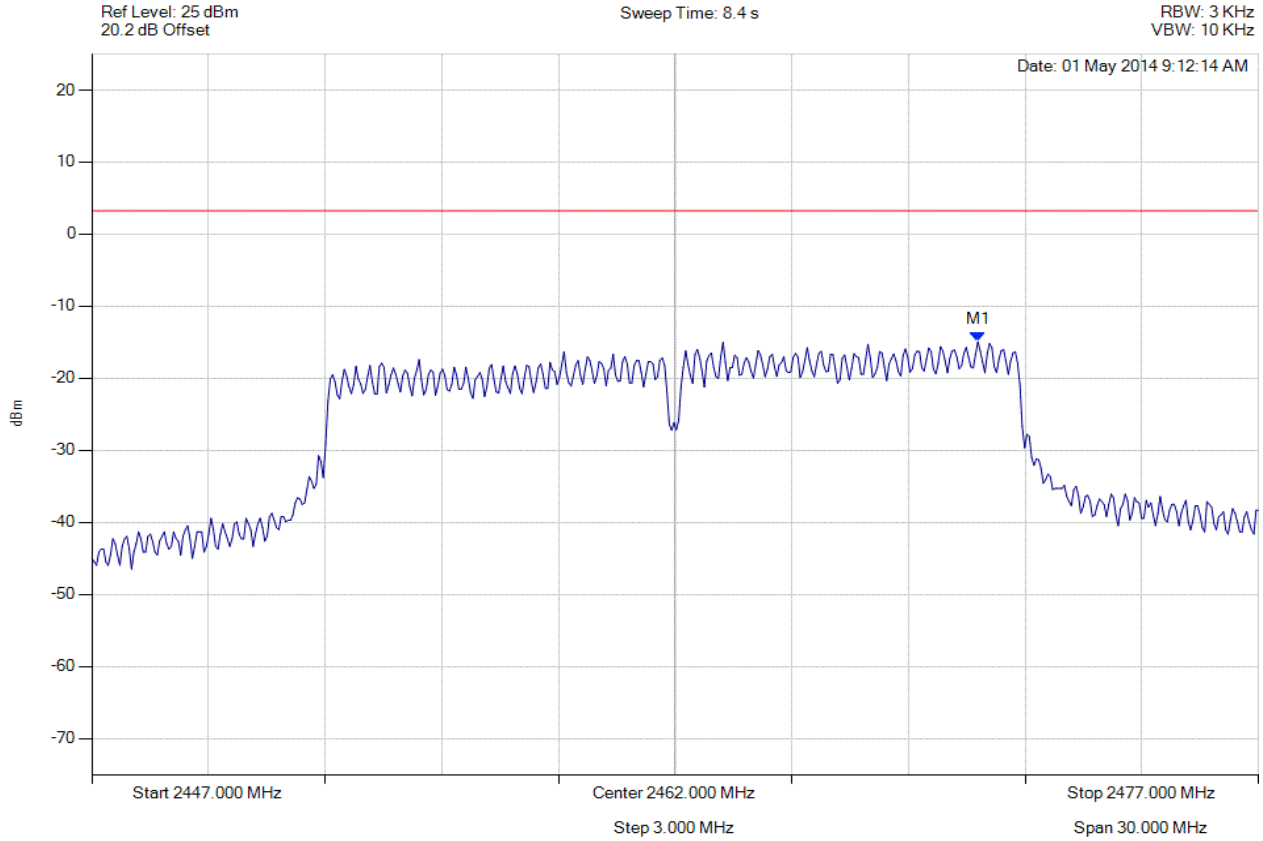

Analyser Setup	Marker : Frequency : Amplitude	Test Results
Detector = AVERAGE Sweep Count = 0 RF Atten (dB) = 20 Trace Mode = VIEW	M1 : 2469.786 MHz : -14.945 dBm	Limit: ≤ 3.229 dBm

Back to the Matrix

POWER SPECTRAL DENSITY - AVERAGE

Variant: 802.11n HT-20, Channel: 2462.00 MHz, SUM, Temp: Ambient, Voltage: 3.3 Vdc

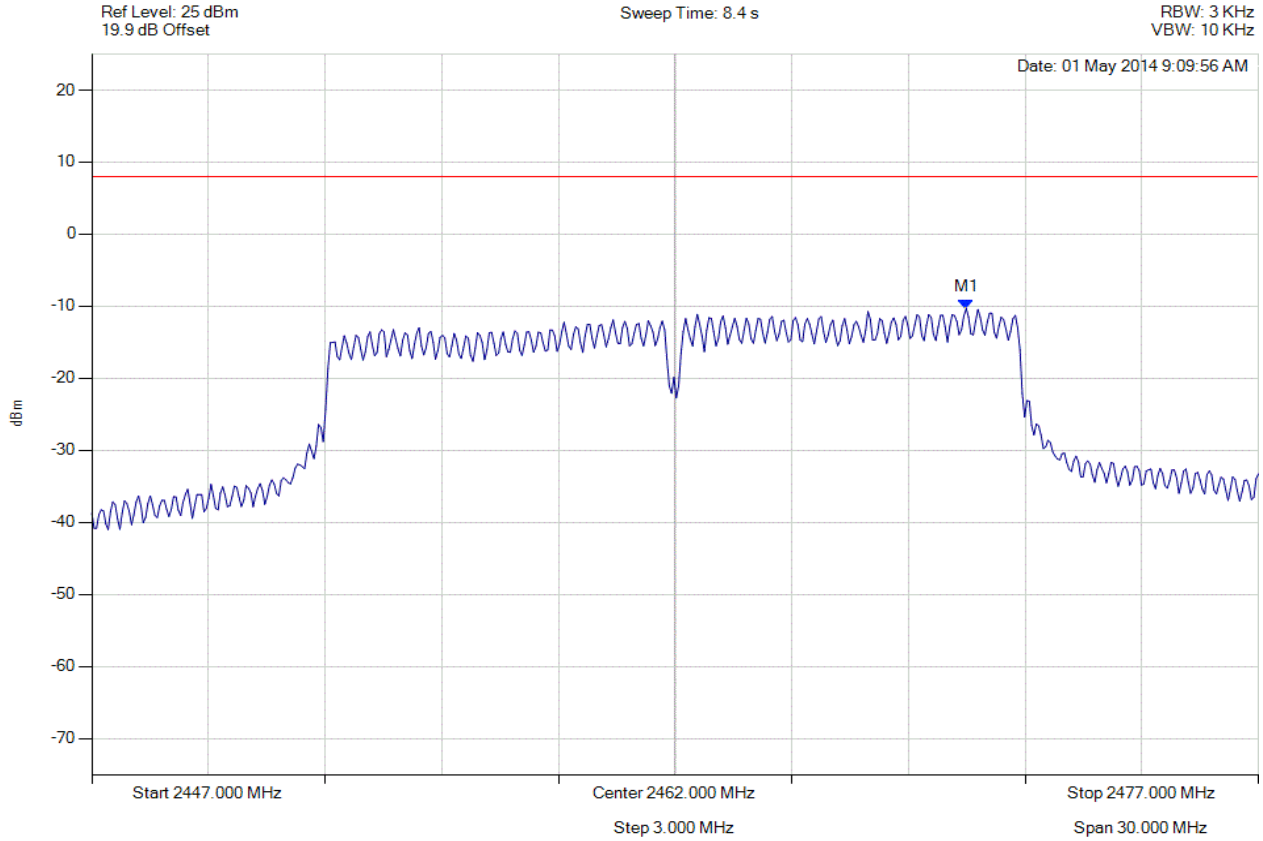

Analyser Setup	Marker : Frequency : Amplitude	Test Results
Detector = AVERAGE Sweep Count = 0 RF Atten (dB) = 20 Trace Mode = VIEW	M1 : 2469.500 MHz : -10.330 dBm M1 + DCCF : 2469.500 MHz : -10.087 dBm Duty Cycle Correction Factor : +0.24 dB	Limit: ≤ 8.0 dBm Margin: -18.1 dB

Back to the Matrix

POWER SPECTRAL DENSITY - AVERAGE

Variant: 802.11n HT-40, Channel: 2422.00 MHz, Chain a, Temp: Ambient, Voltage: 3.3 Vdc

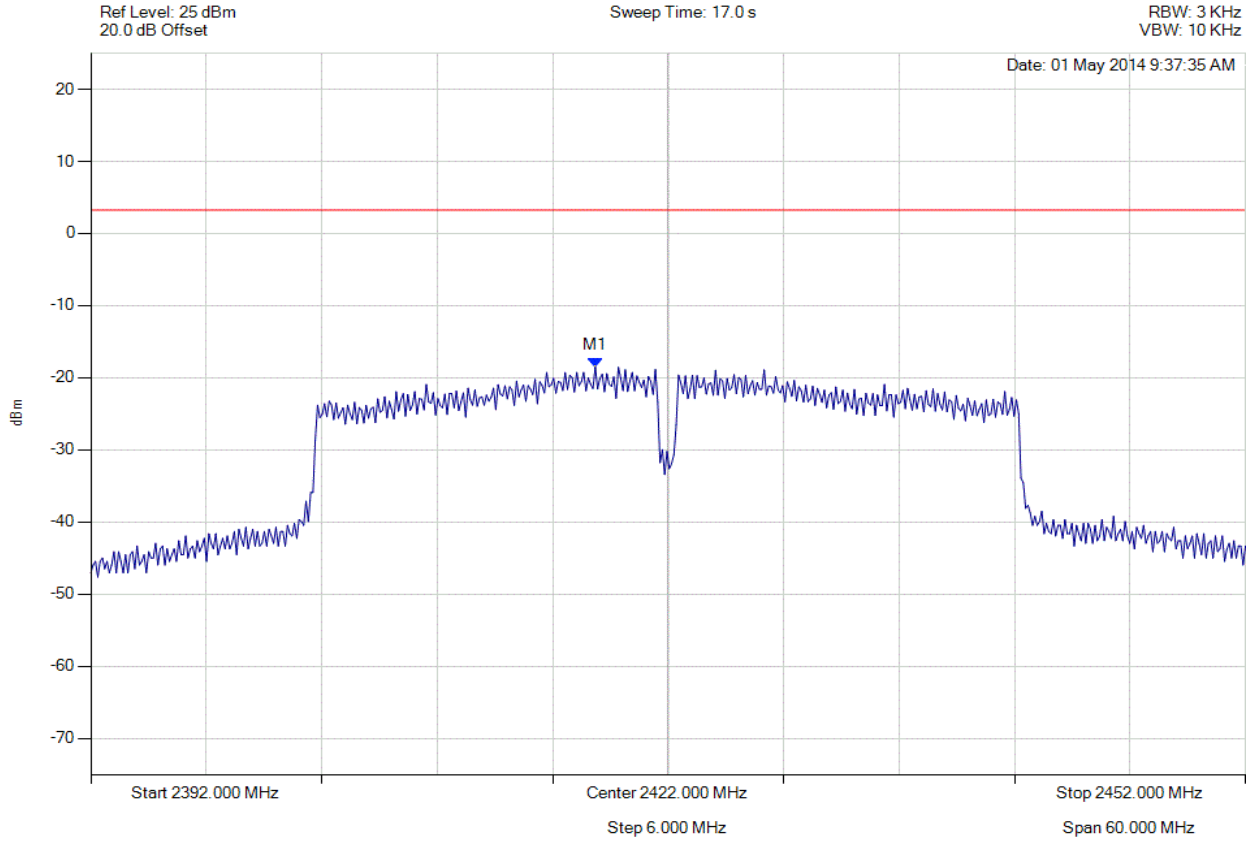

Analyser Setup	Marker : Frequency : Amplitude	Test Results
Detector = AVERAGE Sweep Count = 0 RF Atten (dB) = 20 Trace Mode = VIEW	M1 : 2418.212 MHz : -18.481 dBm	Limit: ≤ 3.229 dBm

Back to the Matrix

POWER SPECTRAL DENSITY - AVERAGE

Variant: 802.11n HT-40, Channel: 2422.00 MHz, Chain b, Temp: Ambient, Voltage: 3.3 Vdc

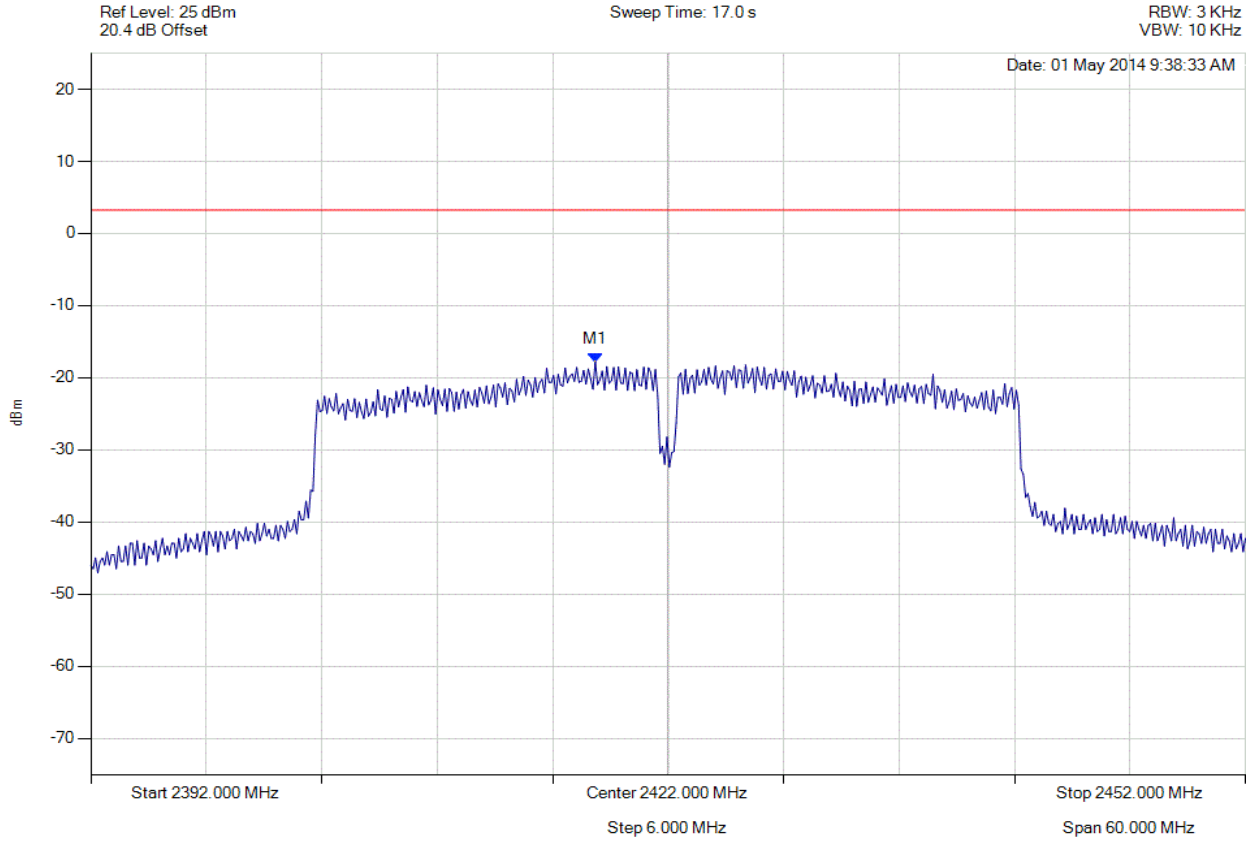

Analyser Setup	Marker : Frequency : Amplitude	Test Results
Detector = AVERAGE Sweep Count = 0 RF Atten (dB) = 20 Trace Mode = VIEW	M1 : 2418.212 MHz : -17.796 dBm	Limit: ≤ 3.229 dBm

Back to the Matrix

POWER SPECTRAL DENSITY - AVERAGE

Variant: 802.11n HT-40, Channel: 2422.00 MHz, Chain c, Temp: Ambient, Voltage: 3.3 Vdc

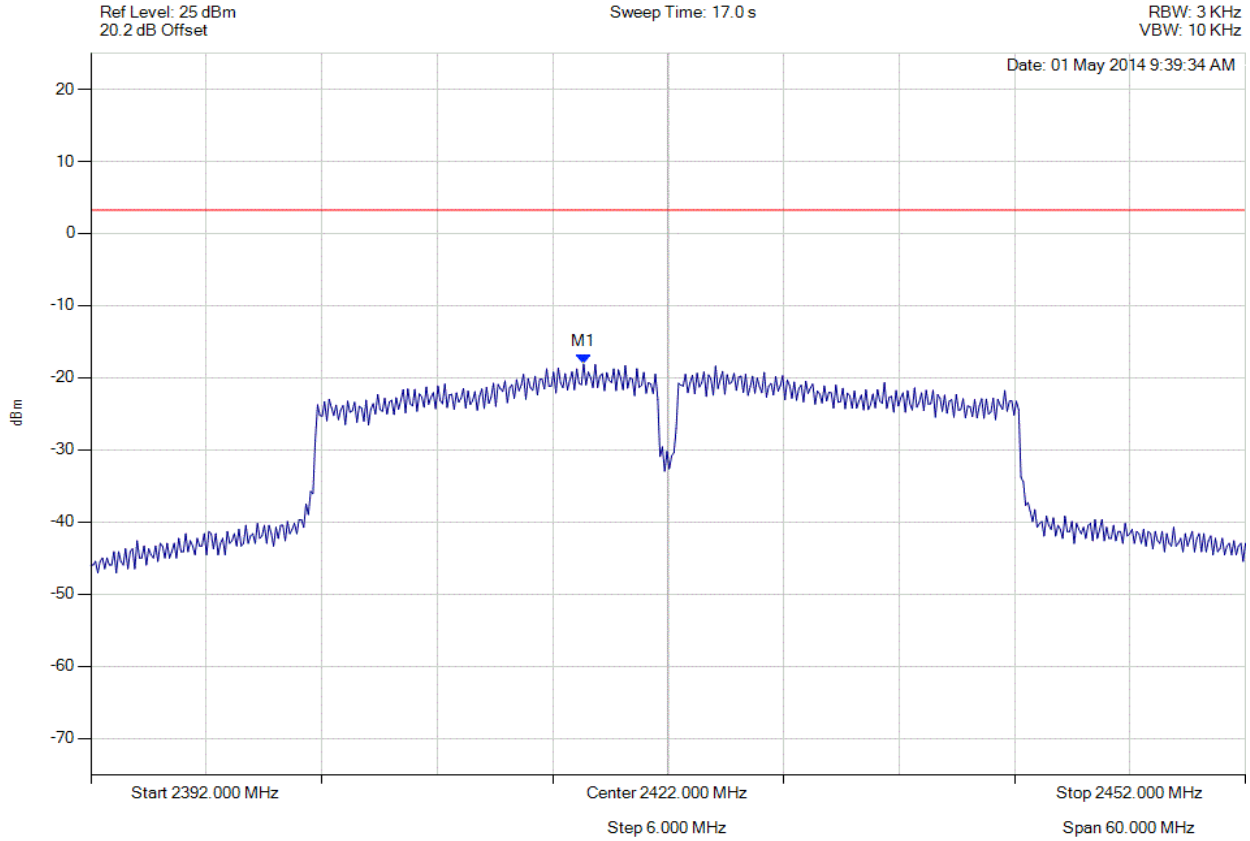

Analyser Setup	Marker : Frequency : Amplitude	Test Results
Detector = AVERAGE Sweep Count = 0 RF Atten (dB) = 20 Trace Mode = VIEW	M1 : 2417.611 MHz : -18.100 dBm	Limit: ≤ 3.229 dBm

Back to the Matrix

POWER SPECTRAL DENSITY - AVERAGE

Variant: 802.11n HT-40, Channel: 2422.00 MHz, SUM, Temp: Ambient, Voltage: 3.3 Vdc

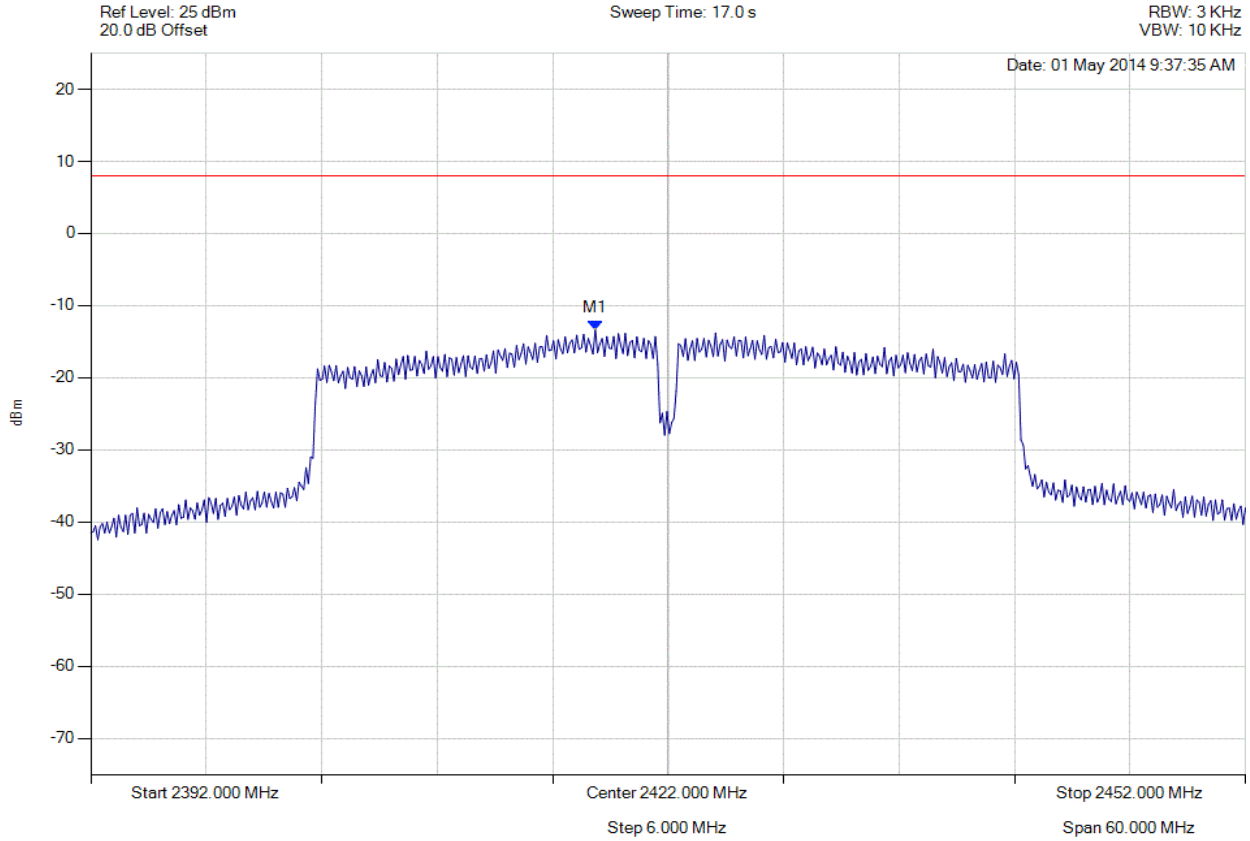

Analyser Setup	Marker : Frequency : Amplitude	Test Results
Detector = AVERAGE Sweep Count = 0 RF Atten (dB) = 20 Trace Mode = VIEW	M1 : 2418.200 MHz : -13.373 dBm M1 + DCCF : 2418.200 MHz : -12.699 dBm Duty Cycle Correction Factor : +0.67 dB	Limit: ≤ 8.0 dBm Margin: -20.7 dB

Back to the Matrix

POWER SPECTRAL DENSITY - AVERAGE

Variant: 802.11n HT-40, Channel: 2437.00 MHz, Chain a, Temp: Ambient, Voltage: 3.3 Vdc

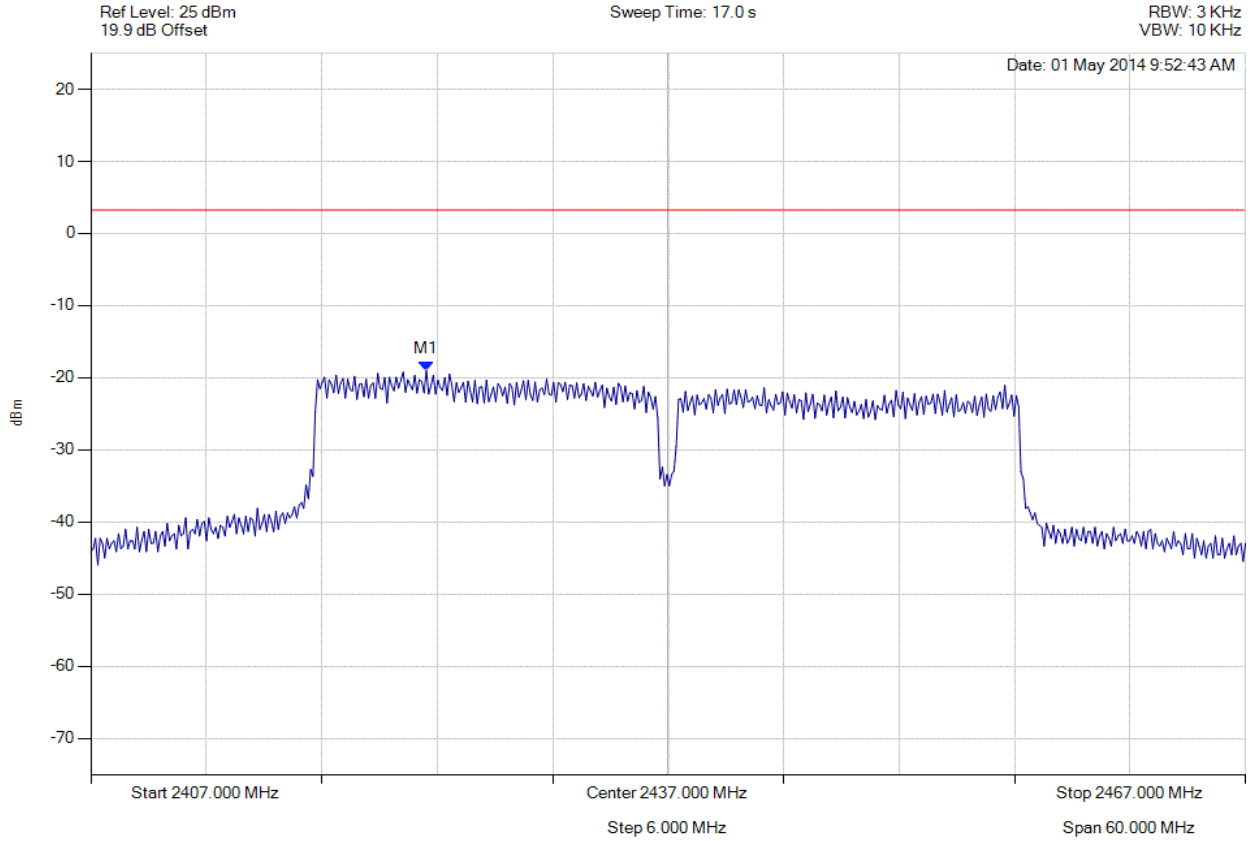

Analyser Setup	Marker : Frequency : Amplitude	Test Results
Detector = AVERAGE Sweep Count = 0 RF Atten (dB) = 20 Trace Mode = VIEW	M1 : 2424.435 MHz : -19.016 dBm	Limit: ≤ 3.229 dBm

Back to the Matrix

POWER SPECTRAL DENSITY - AVERAGE

Variant: 802.11n HT-40, Channel: 2437.00 MHz, Chain b, Temp: Ambient, Voltage: 3.3 Vdc

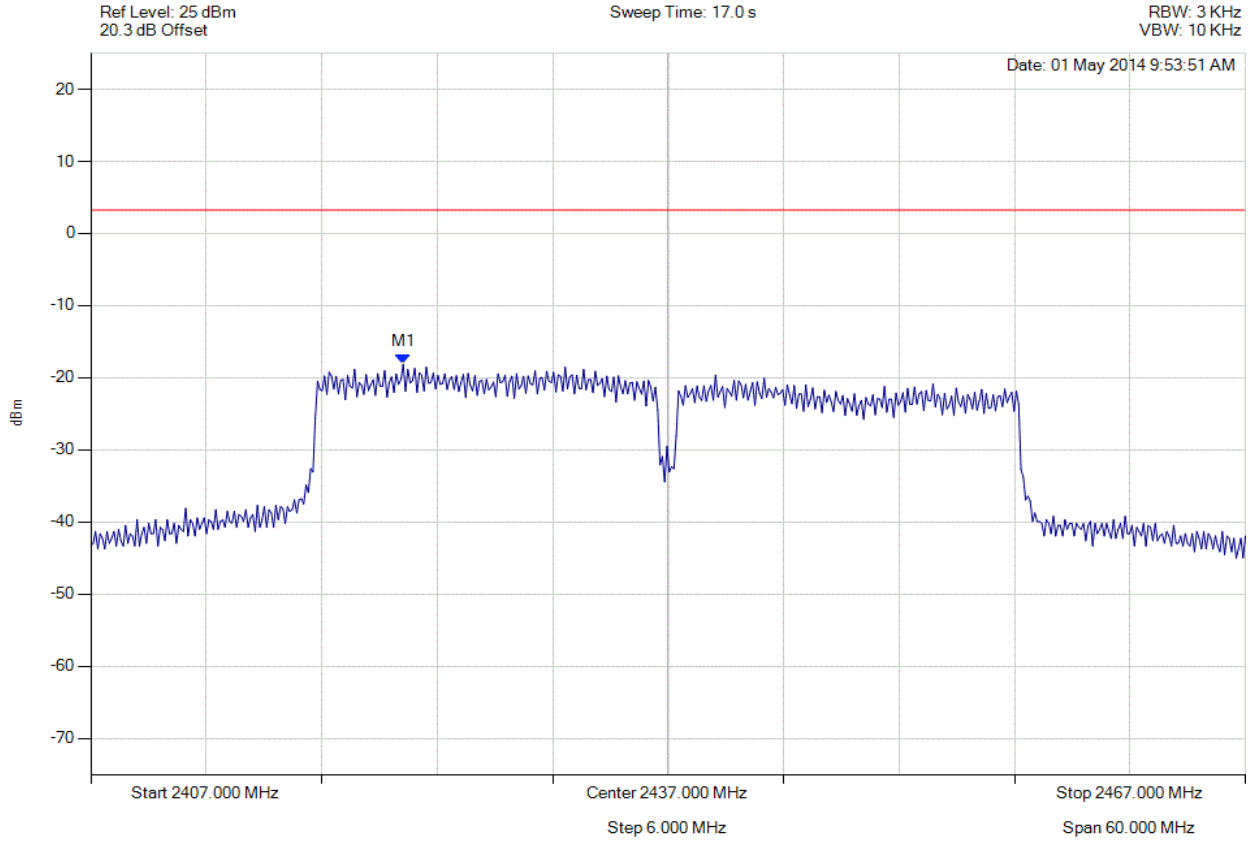

Analyser Setup	Marker : Frequency : Amplitude	Test Results
Detector = AVERAGE Sweep Count = 0 RF Atten (dB) = 20 Trace Mode = VIEW	M1 : 2423.232 MHz : -18.121 dBm	Limit: ≤ 3.229 dBm

Back to the Matrix

POWER SPECTRAL DENSITY - AVERAGE

Variant: 802.11n HT-40, Channel: 2437.00 MHz, Chain c, Temp: Ambient, Voltage: 3.3 Vdc

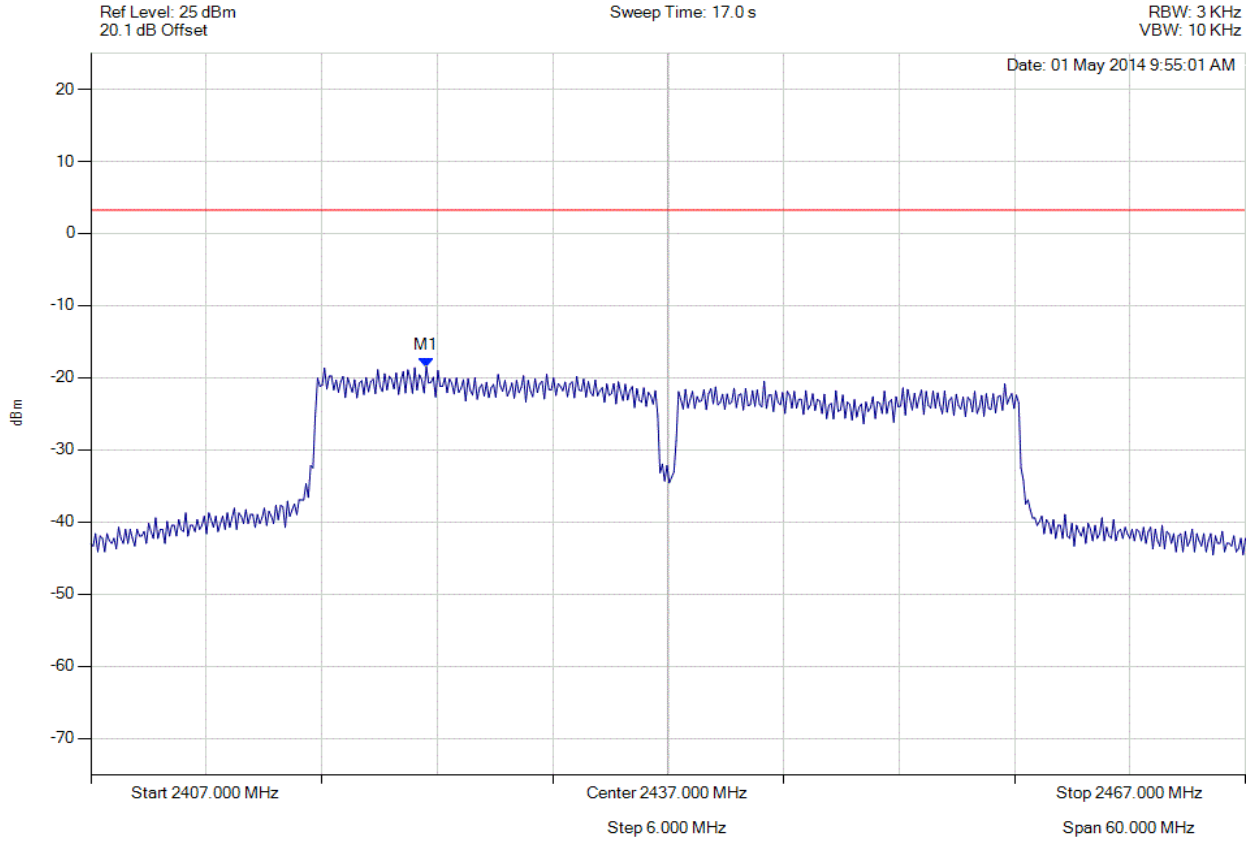

Analyser Setup	Marker : Frequency : Amplitude	Test Results
Detector = AVERAGE Sweep Count = 0 RF Atten (dB) = 20 Trace Mode = VIEW	M1 : 2424.435 MHz : -18.481 dBm	Limit: ≤ 3.229 dBm

Back to the Matrix

POWER SPECTRAL DENSITY - AVERAGE

Variant: 802.11n HT-40, Channel: 2437.00 MHz, SUM, Temp: Ambient, Voltage: 3.3 Vdc

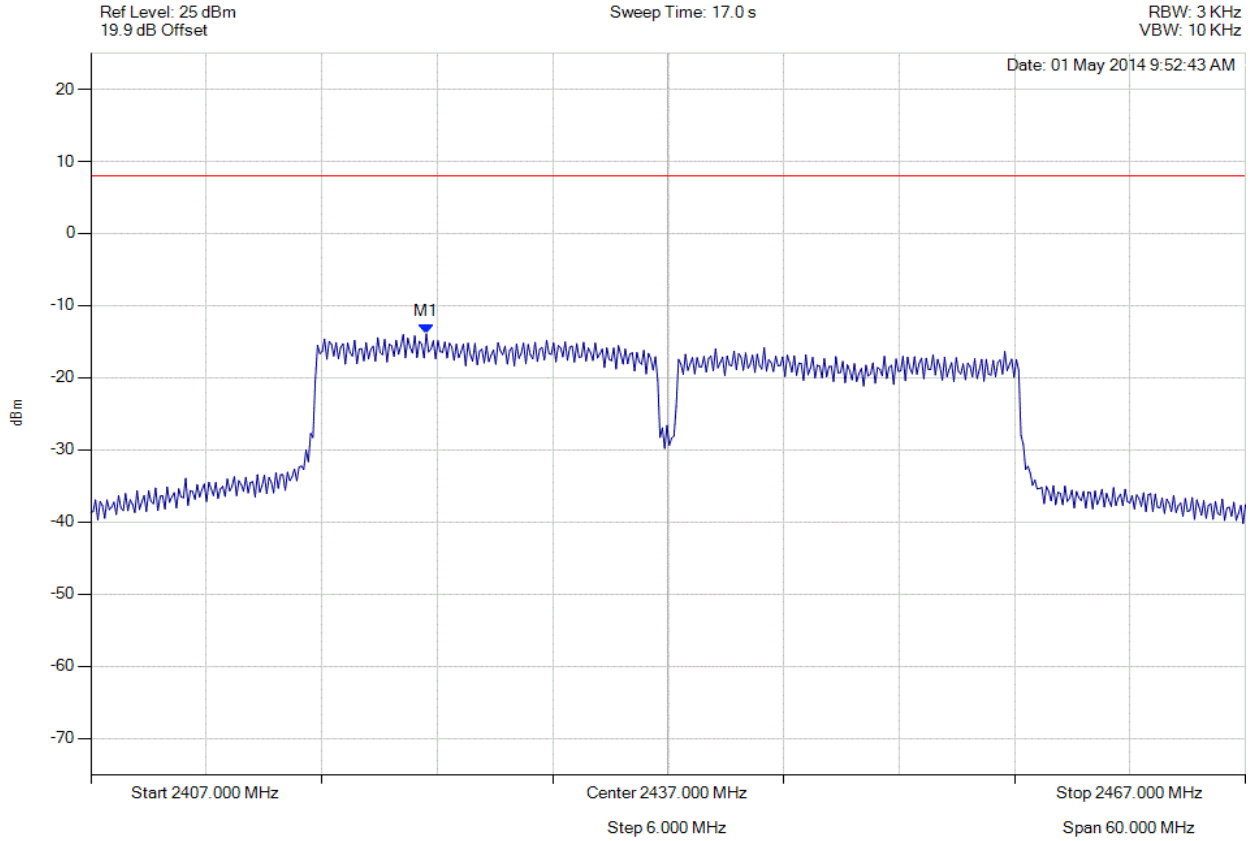

Analyser Setup	Marker : Frequency : Amplitude	Test Results
Detector = AVERAGE Sweep Count = 0 RF Atten (dB) = 20 Trace Mode = VIEW	M1 : 2424.400 MHz : -13.903 dBm M1 + DCCF : 2424.400 MHz : -13.229 dBm Duty Cycle Correction Factor : +0.67 dB	Limit: ≤ 8.0 dBm Margin: -21.2 dB

Back to the Matrix

POWER SPECTRAL DENSITY - AVERAGE

Variant: 802.11n HT-40, Channel: 2452.00 MHz, Chain a, Temp: Ambient, Voltage: 3.3 Vdc

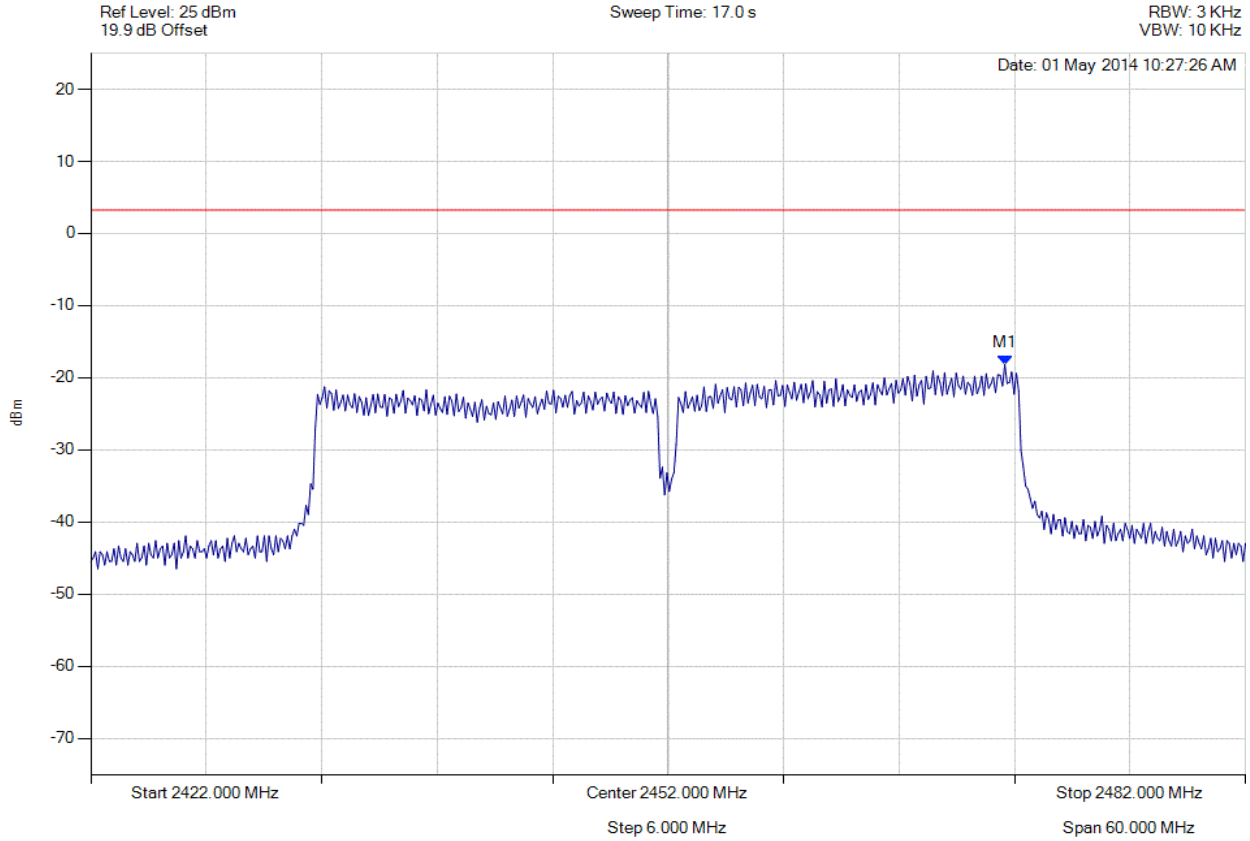

Analyser Setup	Marker : Frequency : Amplitude	Test Results
Detector = AVERAGE Sweep Count = 0 RF Atten (dB) = 20 Trace Mode = VIEW	M1 : 2469.495 MHz : -18.163 dBm	Limit: ≤ 3.229 dBm

Back to the Matrix

POWER SPECTRAL DENSITY - AVERAGE

Variant: 802.11n HT-40, Channel: 2452.00 MHz, Chain b, Temp: Ambient, Voltage: 3.3 Vdc

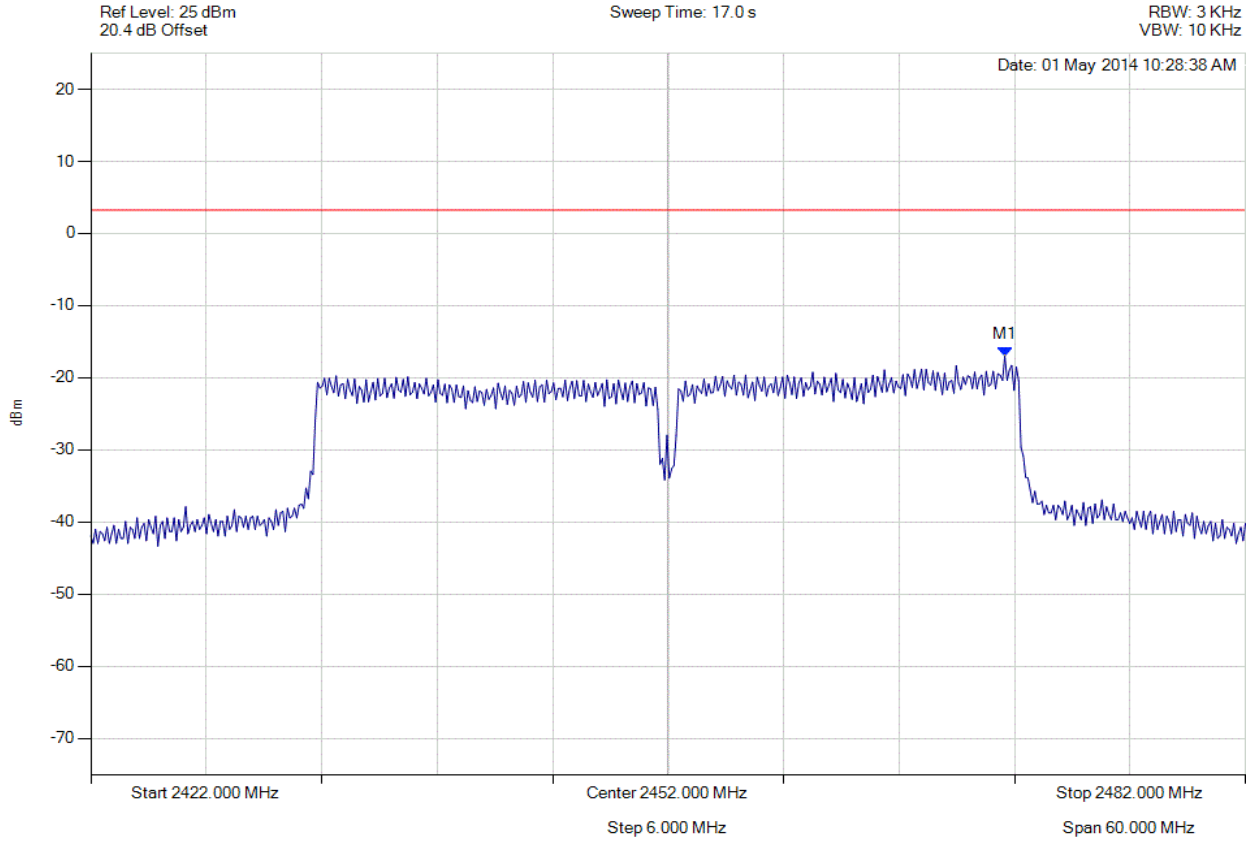

Analyser Setup	Marker : Frequency : Amplitude	Test Results
Detector = AVERAGE Sweep Count = 0 RF Atten (dB) = 20 Trace Mode = VIEW	M1 : 2469.495 MHz : -16.995 dBm	Limit: ≤ 3.229 dBm

Back to the Matrix

POWER SPECTRAL DENSITY - AVERAGE

Variant: 802.11n HT-40, Channel: 2452.00 MHz, Chain c, Temp: Ambient, Voltage: 3.3 Vdc

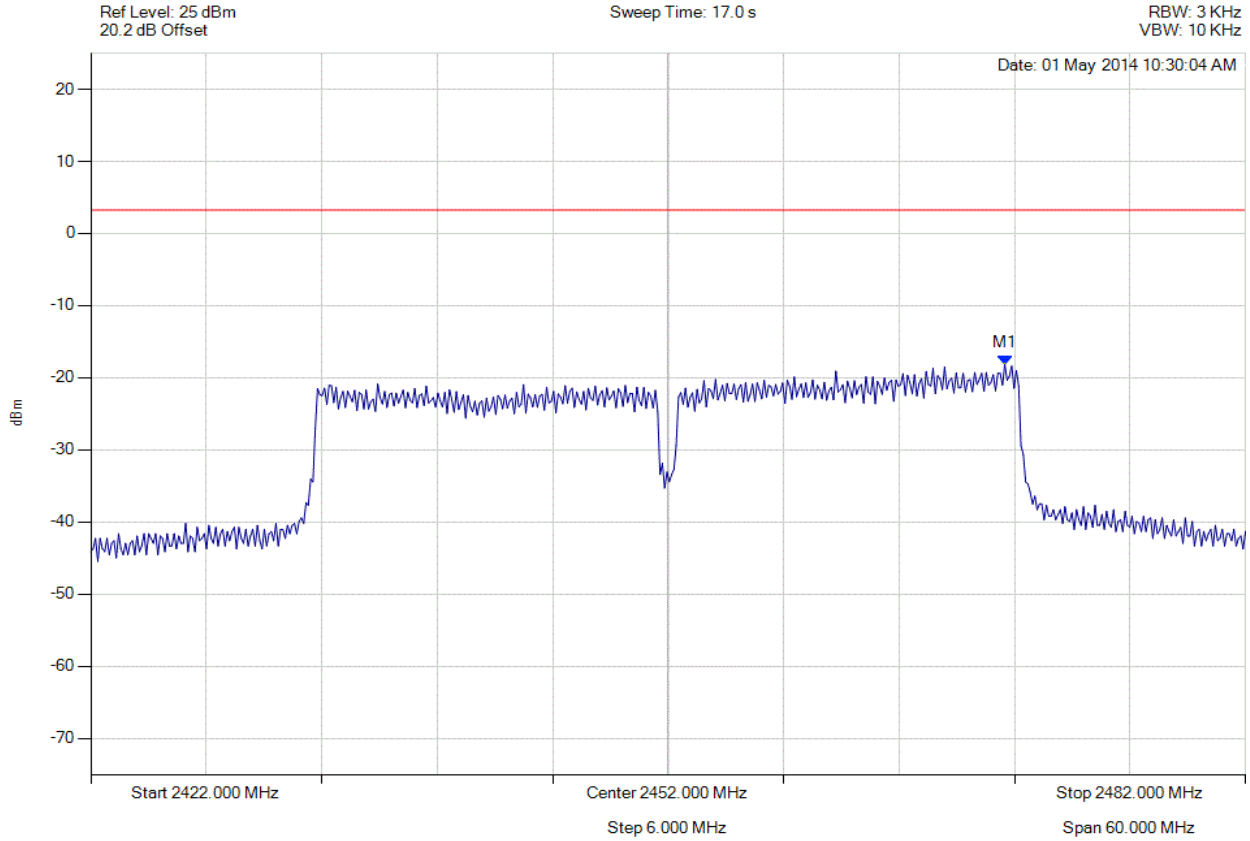

Analyser Setup	Marker : Frequency : Amplitude	Test Results
Detector = AVERAGE Sweep Count = 0 RF Atten (dB) = 20 Trace Mode = VIEW	M1 : 2469.495 MHz : -18.142 dBm	Limit: ≤ 3.229 dBm

Back to the Matrix

POWER SPECTRAL DENSITY - AVERAGE

Variant: 802.11n HT-40, Channel: 2452.00 MHz, SUM, Temp: Ambient, Voltage: 3.3 Vdc

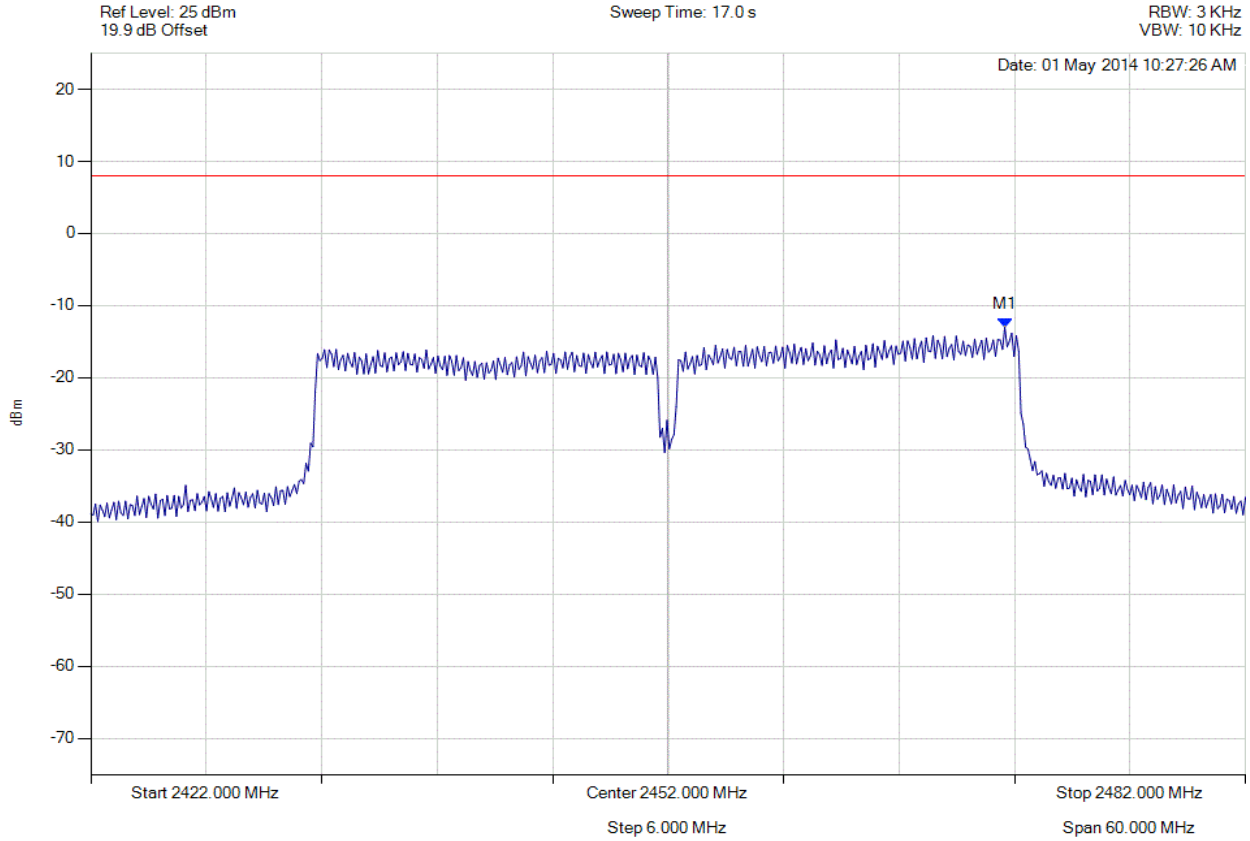

Analyser Setup	Marker : Frequency : Amplitude	Test Results
Detector = AVERAGE Sweep Count = 0 RF Atten (dB) = 20 Trace Mode = VIEW	M1 : 2469.500 MHz : -12.960 dBm M1 + DCCF : 2469.500 MHz : -12.286 dBm Duty Cycle Correction Factor : +0.67 dB	Limit: ≤ 8.0 dBm Margin: -20.3 dB

Back to the Matrix

A.1.2. 6 dB & 99% Bandwidth

6 dB & 99% BANDWIDTH

Variant: 802.11b, Channel: 2412.00 MHz, Chain a, Temp: Ambient, Voltage: 3.3 Vdc

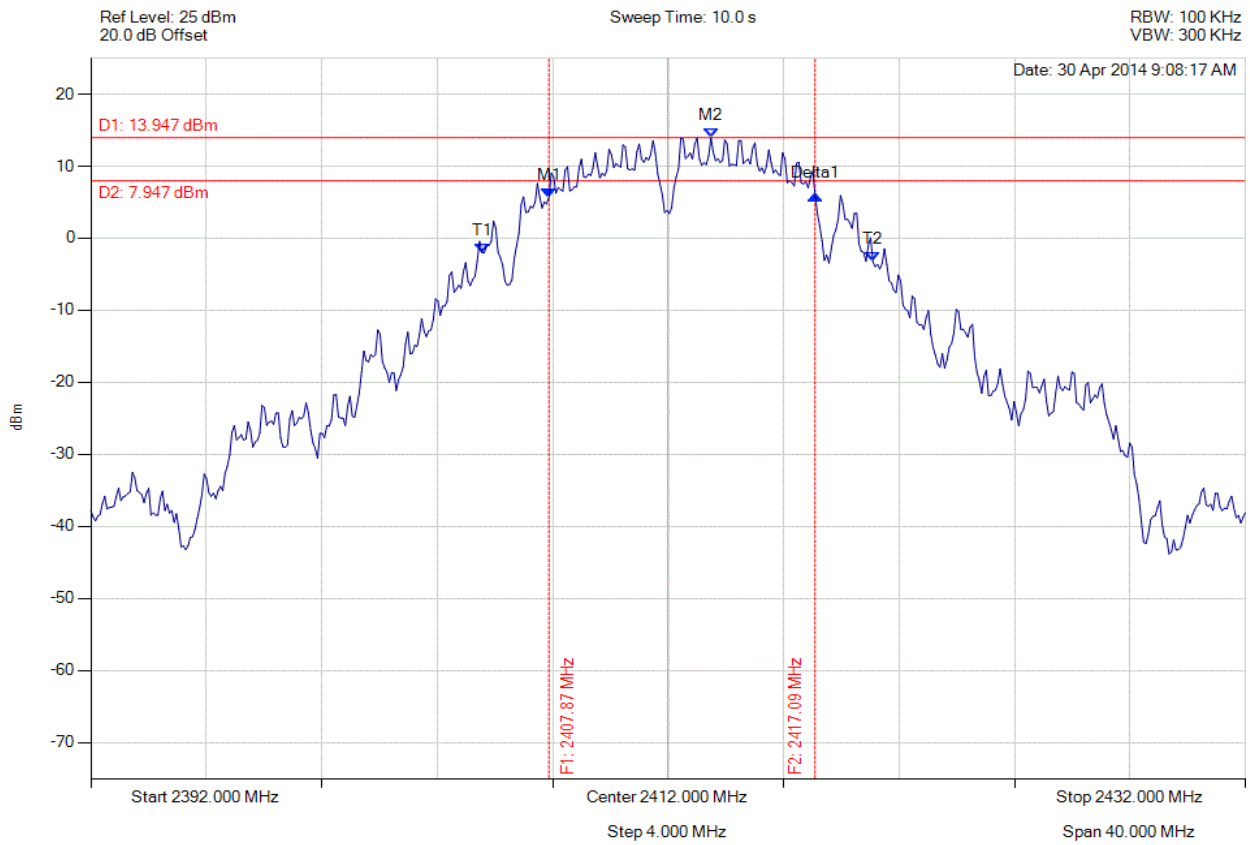

Analyser Setup	Marker : Frequency : Amplitude	Test Results
Detector = MAX PEAK Sweep Count = 0 RF Atten (dB) = 20 Trace Mode = VIEW	M1 : 2407.872 MHz : 5.708 dBm M2 : 2413.483 MHz : 13.947 dBm Delta1 : 9.218 MHz : 0.307 dB T1 : 2405.547 MHz : -1.980 dBm T2 : 2419.094 MHz : -3.255 dBm OBW : 13.547 MHz	Measured 6 dB Bandwidth: 9.218 MHz Limit: ≥500.0 kHz Margin: -8.72 MHz

Back to the Matrix

6 dB & 99% BANDWIDTH

Variant: 802.11b, Channel: 2412.00 MHz, Chain b, Temp: Ambient, Voltage: 3.3 Vdc

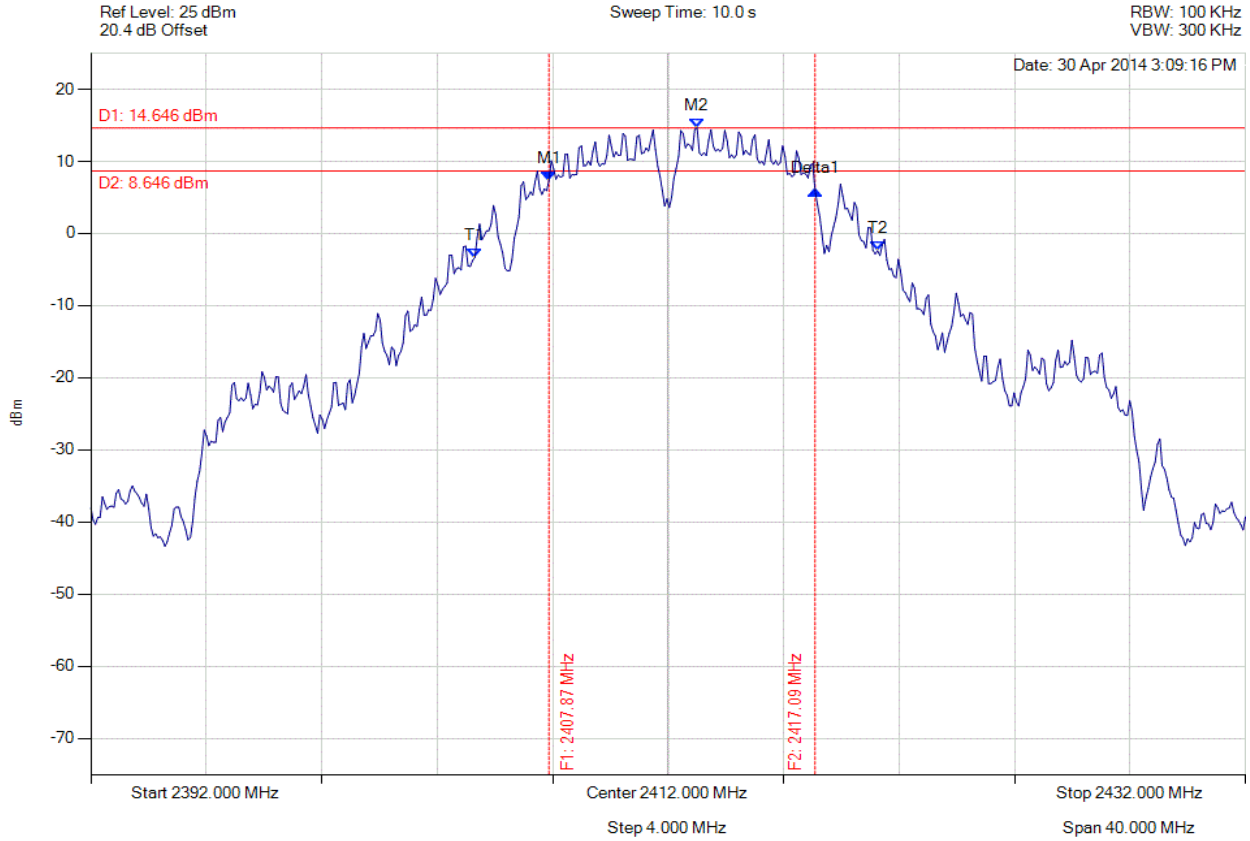

Analyser Setup	Marker : Frequency : Amplitude	Test Results
Detector = MAX PEAK Sweep Count = 0 RF Atten (dB) = 20 Trace Mode = VIEW	M1 : 2407.872 MHz : 7.359 dBm M2 : 2413.002 MHz : 14.646 dBm Delta1 : 9.218 MHz : -1.432 dB T1 : 2405.307 MHz : -3.312 dBm T2 : 2419.255 MHz : -2.384 dBm OBW : 13.948 MHz	Measured 6 dB Bandwidth: 9.218 MHz Limit: ≥500.0 kHz Margin: -8.72 MHz

Back to the Matrix

6 dB & 99% BANDWIDTH

Variant: 802.11b, Channel: 2412.00 MHz, Chain c, Temp: Ambient, Voltage: 3.3 Vdc

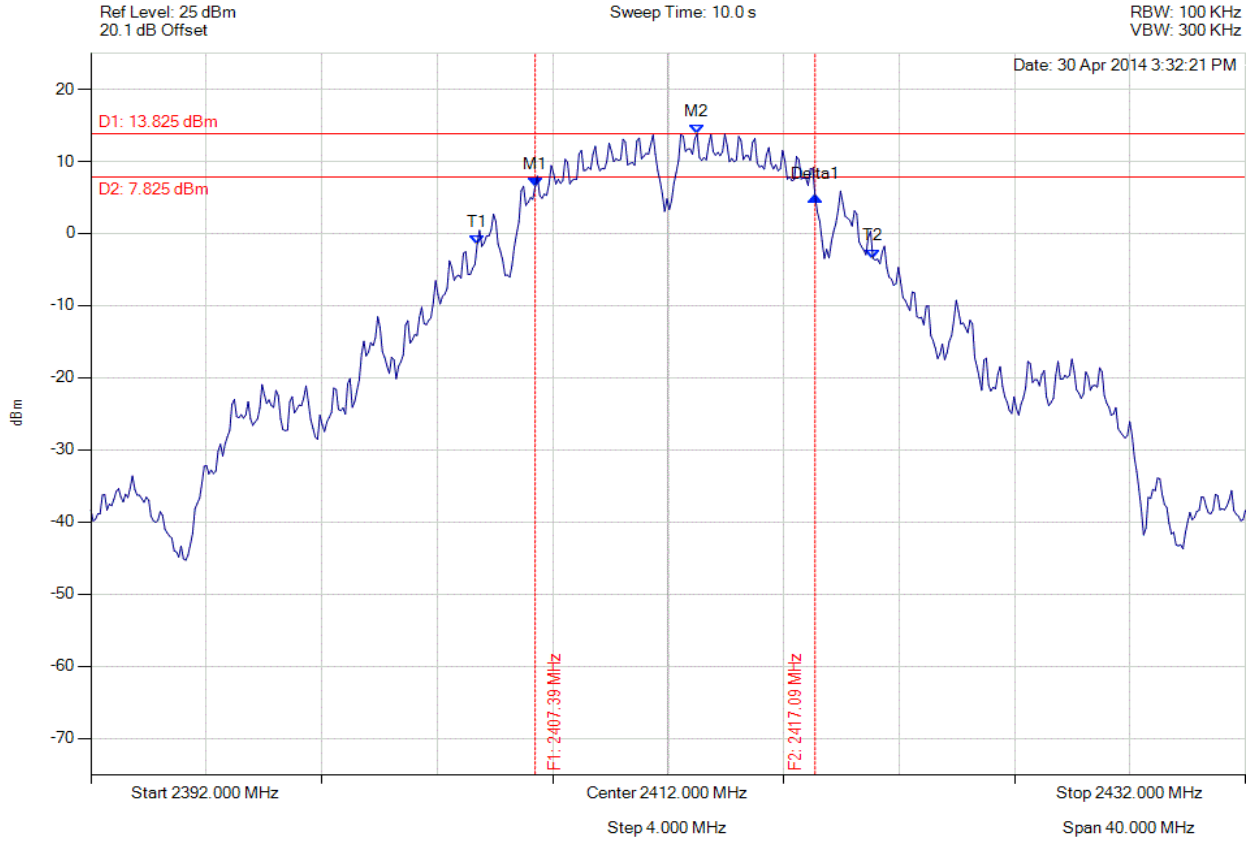

Analyser Setup	Marker : Frequency : Amplitude	Test Results
Detector = MAX PEAK Sweep Count = 0 RF Atten (dB) = 20 Trace Mode = VIEW	M1 : 2407.391 MHz : 6.517 dBm M2 : 2413.002 MHz : 13.825 dBm Delta1 : 9.699 MHz : -1.399 dB T1 : 2405.387 MHz : -1.471 dBm T2 : 2419.094 MHz : -3.452 dBm OBW : 13.707 MHz	Measured 6 dB Bandwidth: 9.699 MHz Limit: ≥500.0 kHz Margin: -9.20 MHz

Back to the Matrix

6 dB & 99% BANDWIDTH

Variant: 802.11b, Channel: 2437.00 MHz, Chain a, Temp: Ambient, Voltage: 3.3 Vdc

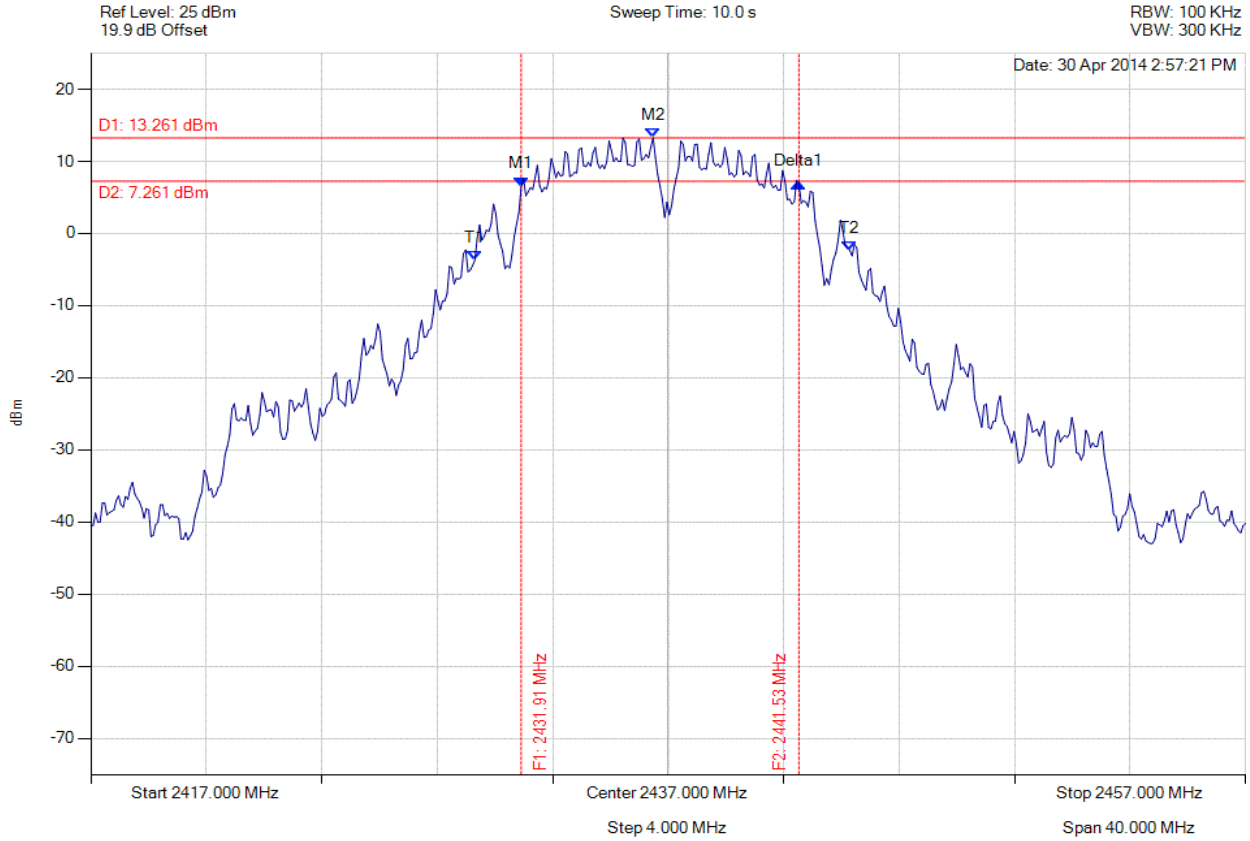

Analyser Setup	Marker : Frequency : Amplitude	Test Results
Detector = MAX PEAK Sweep Count = 0 RF Atten (dB) = 20 Trace Mode = VIEW	M1 : 2431.910 MHz : 6.550 dBm M2 : 2436.479 MHz : 13.261 dBm Delta1 : 9.619 MHz : 0.407 dB T1 : 2430.307 MHz : -3.649 dBm T2 : 2443.293 MHz : -2.358 dBm OBW : 12.986 MHz	Measured 6 dB Bandwidth: 9.619 MHz Limit: ≥500.0 kHz Margin: -9.12 MHz

Back to the Matrix

6 dB & 99% BANDWIDTH

Variant: 802.11b, Channel: 2437.00 MHz, Chain b, Temp: Ambient, Voltage: 3.3 Vdc

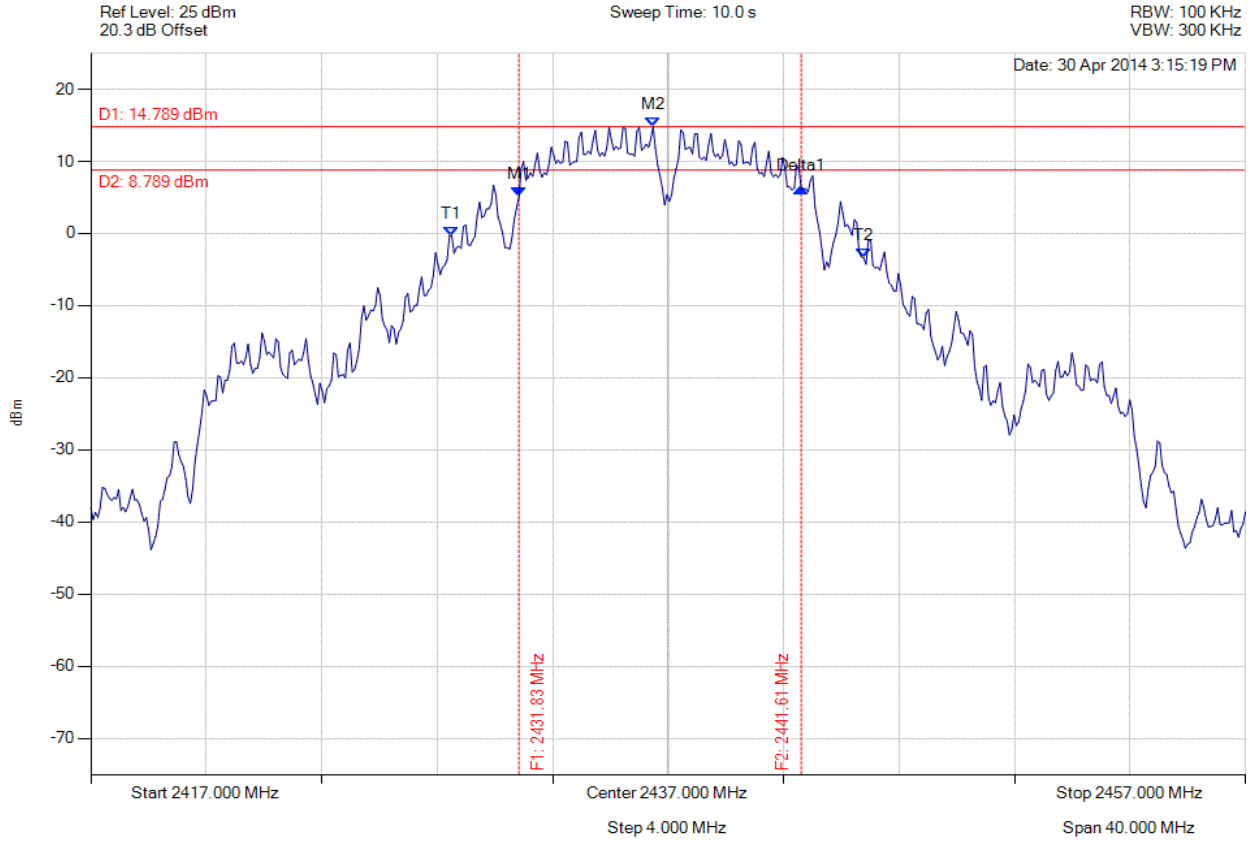

Analyser Setup	Marker : Frequency : Amplitude	Test Results
Detector = MAX PEAK Sweep Count = 0 RF Atten (dB) = 20 Trace Mode = VIEW	M1 : 2431.830 MHz : 5.059 dBm M2 : 2436.479 MHz : 14.789 dBm Delta1 : 9.780 MHz : 1.198 dB T1 : 2429.505 MHz : -0.338 dBm T2 : 2443.774 MHz : -3.367 dBm OBW : 14.269 MHz	Measured 6 dB Bandwidth: 9.780 MHz Limit: ≥500.0 kHz Margin: -9.28 MHz

Back to the Matrix

6 dB & 99% BANDWIDTH

Variant: 802.11b, Channel: 2437.00 MHz, Chain c, Temp: Ambient, Voltage: 3.3 Vdc

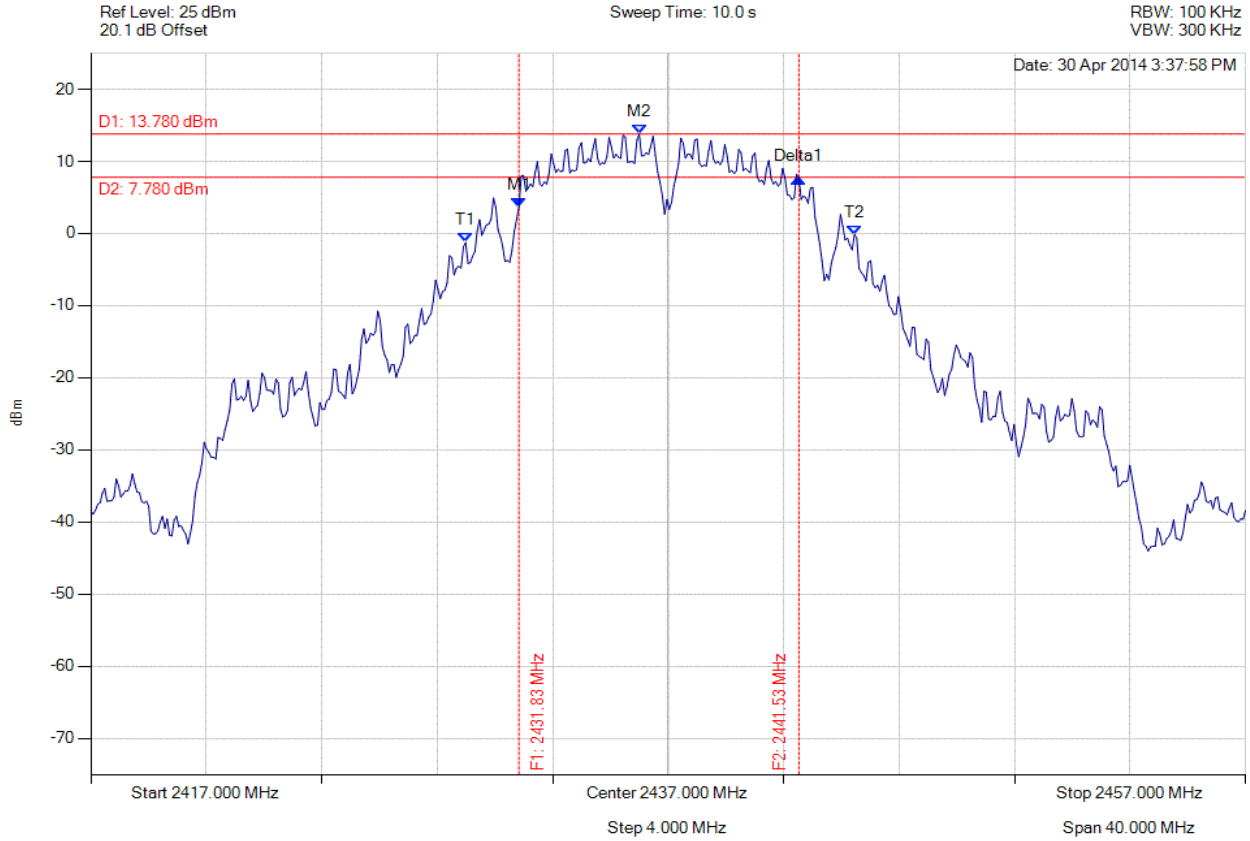

Analyser Setup	Marker : Frequency : Amplitude	Test Results
Detector = MAX PEAK Sweep Count = 0 RF Atten (dB) = 20 Trace Mode = VIEW	M1 : 2431.830 MHz : 3.644 dBm M2 : 2435.998 MHz : 13.780 dBm Delta1 : 9.699 MHz : 4.039 dB T1 : 2429.986 MHz : -1.278 dBm T2 : 2443.453 MHz : -0.157 dBm OBW : 13.467 MHz	Measured 6 dB Bandwidth: 9.699 MHz Limit: ≥500.0 kHz Margin: -9.20 MHz

Back to the Matrix

6 dB & 99% BANDWIDTH

Variant: 802.11b, Channel: 2462.00 MHz, Chain a, Temp: Ambient, Voltage: 3.3 Vdc

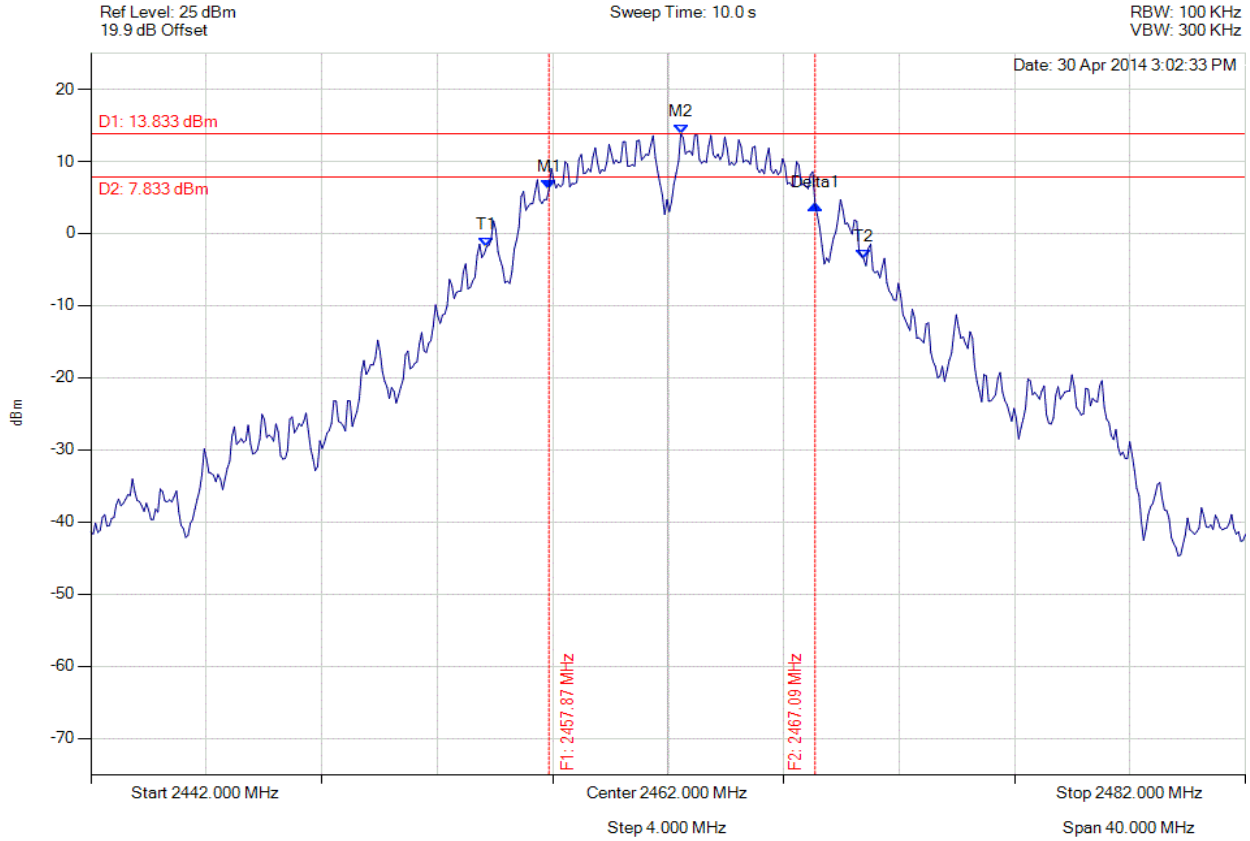

Analyser Setup	Marker : Frequency : Amplitude	Test Results
Detector = MAX PEAK Sweep Count = 0 RF Atten (dB) = 20 Trace Mode = VIEW	M1 : 2457.872 MHz : 6.068 dBm M2 : 2462.441 MHz : 13.833 dBm Delta1 : 9.218 MHz : -2.166 dB T1 : 2455.707 MHz : -1.856 dBm T2 : 2468.774 MHz : -3.519 dBm OBW : 13.066 MHz	Measured 6 dB Bandwidth: 9.218 MHz Limit: ≥500.0 kHz Margin: -8.72 MHz

Back to the Matrix

6 dB & 99% BANDWIDTH

Variant: 802.11b, Channel: 2462.00 MHz, Chain b, Temp: Ambient, Voltage: 3.3 Vdc

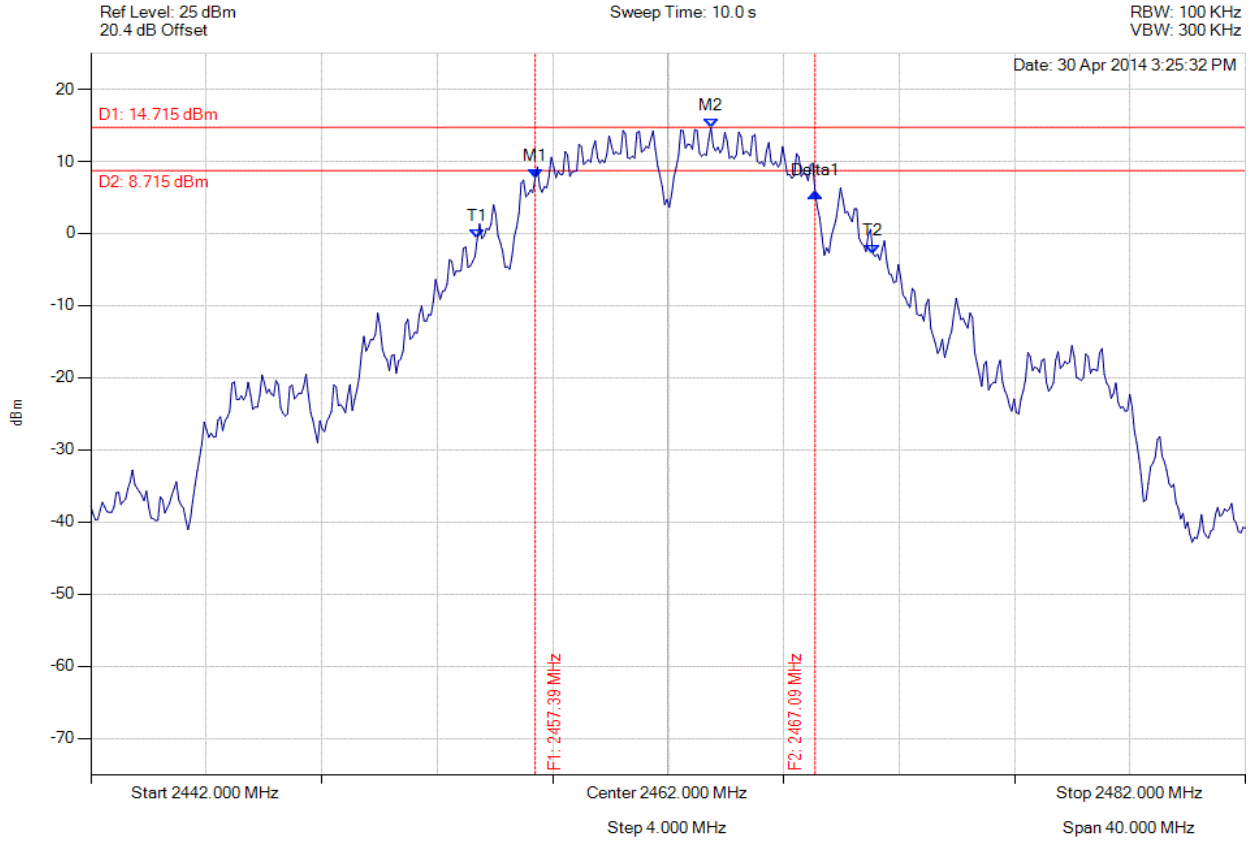

Analyser Setup	Marker : Frequency : Amplitude	Test Results
Detector = MAX PEAK Sweep Count = 0 RF Atten (dB) = 20 Trace Mode = VIEW	M1 : 2457.391 MHz : 7.654 dBm M2 : 2463.483 MHz : 14.715 dBm Delta1 : 9.699 MHz : -1.979 dB T1 : 2455.387 MHz : -0.774 dBm T2 : 2469.094 MHz : -2.781 dBm OBW : 13.707 MHz	Measured 6 dB Bandwidth: 9.699 MHz Limit: ≥500.0 kHz Margin: -9.20 MHz

Back to the Matrix

6 dB & 99% BANDWIDTH

Variant: 802.11b, Channel: 2462.00 MHz, Chain c, Temp: Ambient, Voltage: 3.3 Vdc

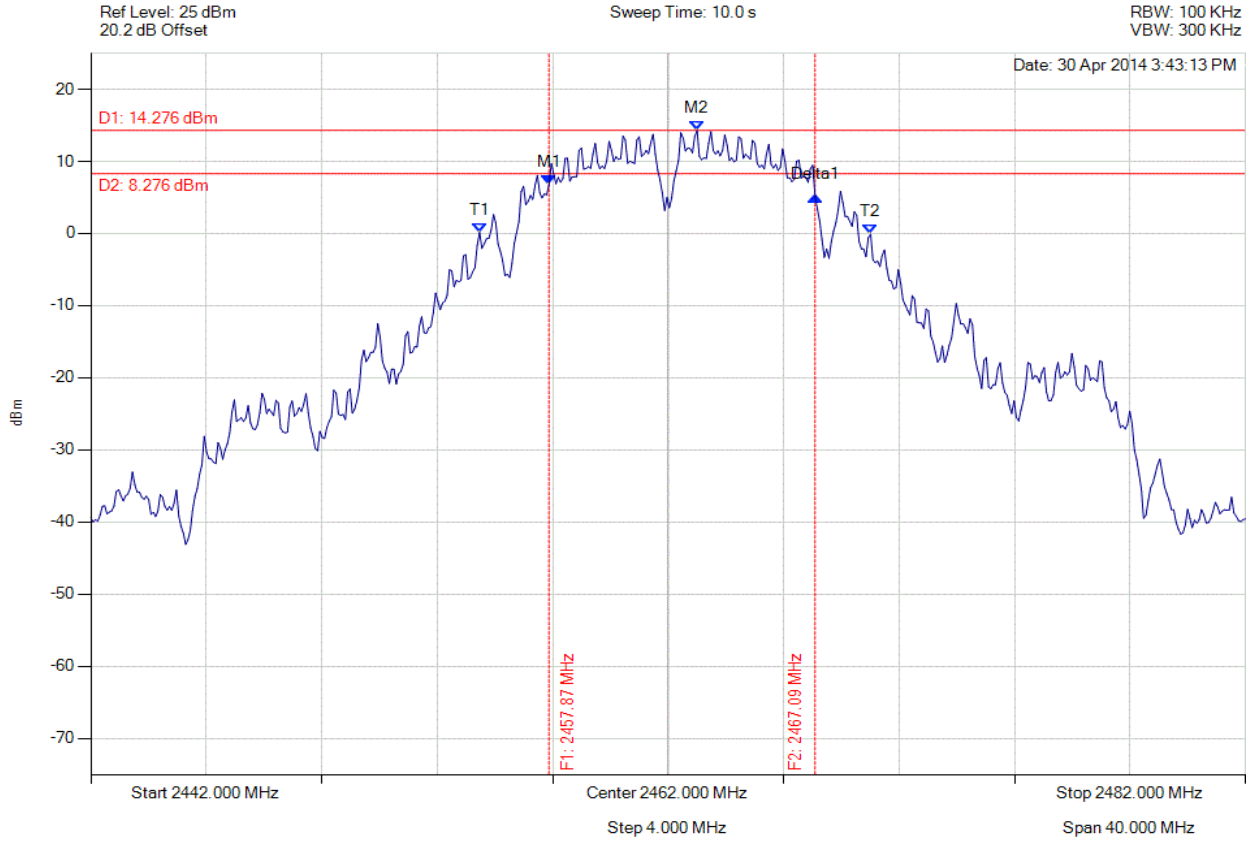

Analyser Setup	Marker : Frequency : Amplitude	Test Results
Detector = MAX PEAK Sweep Count = 0 RF Atten (dB) = 20 Trace Mode = VIEW	M1 : 2457.872 MHz : 6.745 dBm M2 : 2463.002 MHz : 14.276 dBm Delta1 : 9.218 MHz : -1.633 dB T1 : 2455.467 MHz : 0.168 dBm T2 : 2469.014 MHz : -0.090 dBm OBW : 13.547 MHz	Measured 6 dB Bandwidth: 9.218 MHz Limit: ≥500.0 kHz Margin: -8.72 MHz

Back to the Matrix

6 dB & 99% BANDWIDTH

Variant: 802.11g, Channel: 2412.00 MHz, Chain a, Temp: Ambient, Voltage: 3.3 Vdc

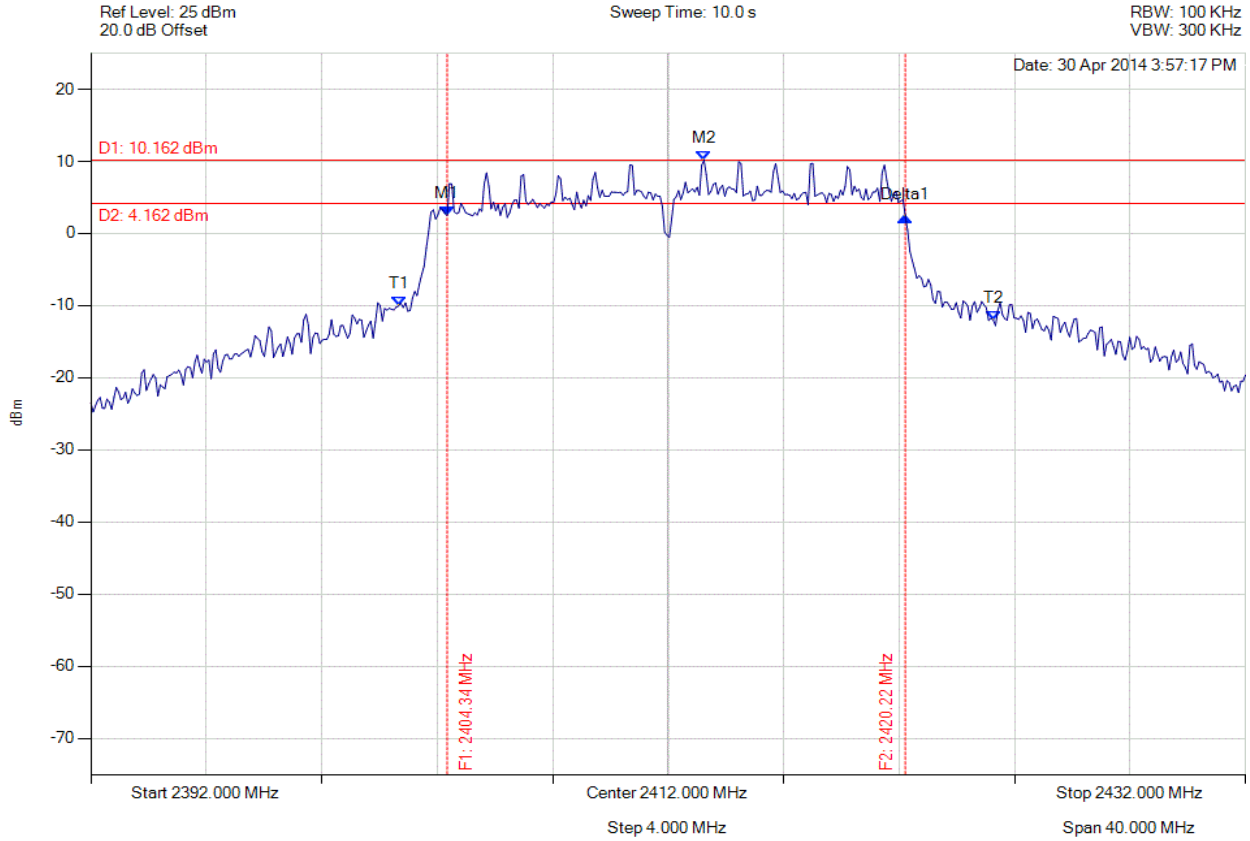

Analyser Setup	Marker : Frequency : Amplitude	Test Results
Detector = MAX PEAK Sweep Count = 0 RF Atten (dB) = 20 Trace Mode = VIEW	M1 : 2404.345 MHz : 2.513 dBm M2 : 2413.242 MHz : 10.162 dBm Delta1 : 15.872 MHz : -0.146 dB T1 : 2402.661 MHz : -10.037 dBm T2 : 2423.263 MHz : -11.984 dBm OBW : 20.601 MHz	Measured 6 dB Bandwidth: 15.872 MHz Limit: ≥500.0 kHz Margin: -15.37 MHz

Back to the Matrix

6 dB & 99% BANDWIDTH

Variant: 802.11g, Channel: 2412.00 MHz, Chain b, Temp: Ambient, Voltage: 3.3 Vdc

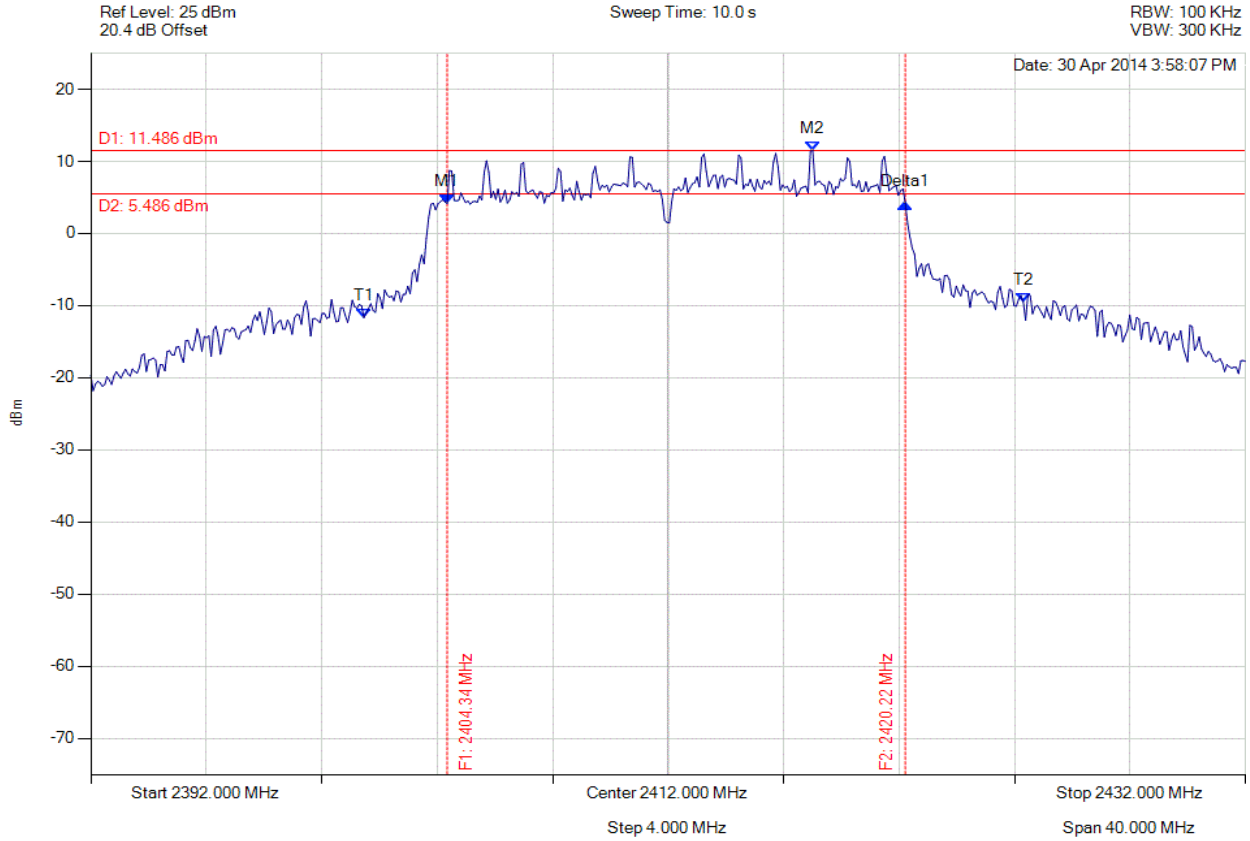

Analyser Setup	Marker : Frequency : Amplitude	Test Results
Detector = MAX PEAK Sweep Count = 0 RF Atten (dB) = 20 Trace Mode = VIEW	M1 : 2404.345 MHz : 4.160 dBm M2 : 2417.010 MHz : 11.486 dBm Delta1 : 15.872 MHz : -0.002 dB T1 : 2401.459 MHz : -11.687 dBm T2 : 2424.305 MHz : -9.543 dBm OBW : 22.846 MHz	Measured 6 dB Bandwidth: 15.872 MHz Limit: ≥500.0 kHz Margin: -15.37 MHz

Back to the Matrix

6 dB & 99% BANDWIDTH

Variant: 802.11g, Channel: 2412.00 MHz, Chain c, Temp: Ambient, Voltage: 3.3 Vdc

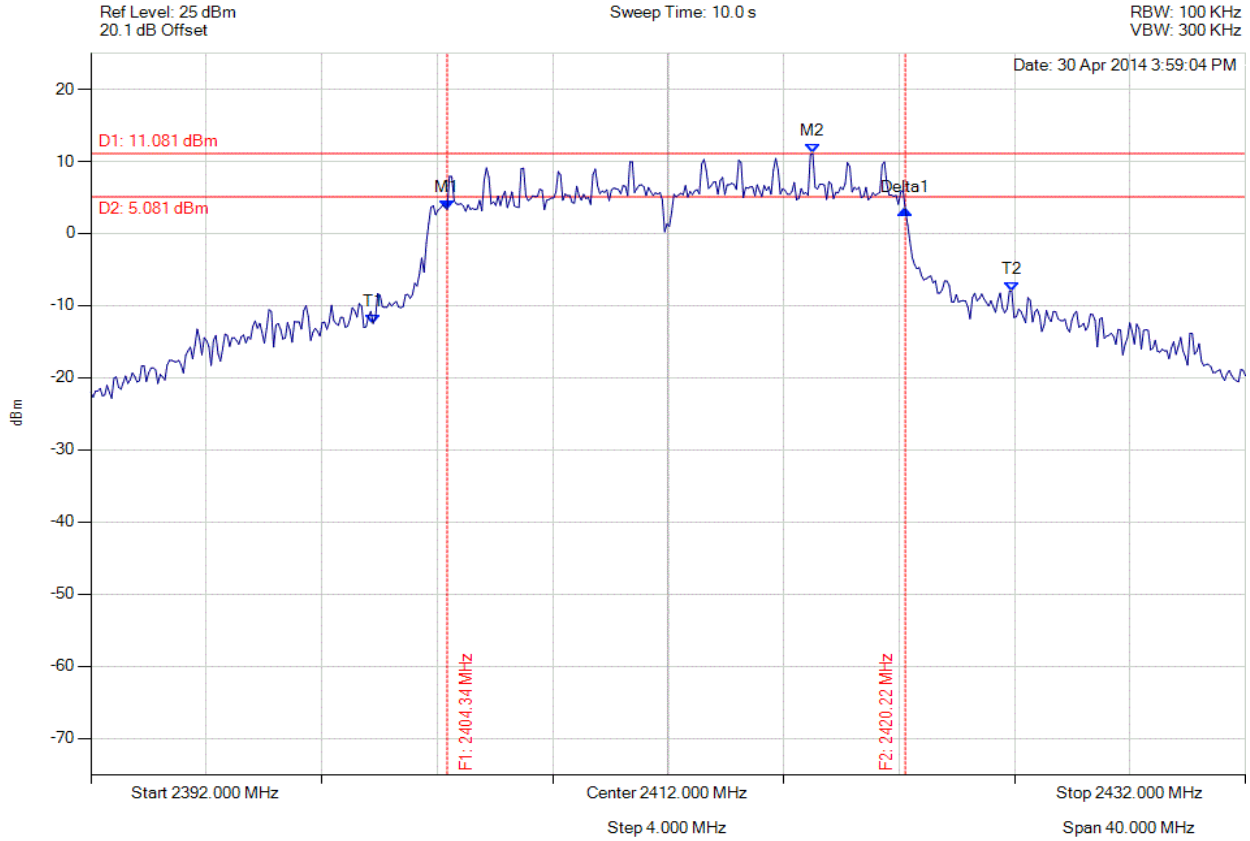

Analyser Setup	Marker : Frequency : Amplitude	Test Results
Detector = MAX PEAK Sweep Count = 0 RF Atten (dB) = 20 Trace Mode = VIEW	M1 : 2404.345 MHz : 3.337 dBm M2 : 2417.010 MHz : 11.081 dBm Delta1 : 15.872 MHz : -0.006 dB T1 : 2401.780 MHz : -12.484 dBm T2 : 2423.904 MHz : -8.016 dBm OBW : 22.124 MHz	Measured 6 dB Bandwidth: 15.872 MHz Limit: ≥500.0 kHz Margin: -15.37 MHz

Back to the Matrix

6 dB & 99% BANDWIDTH

Variant: 802.11g, Channel: 2437.00 MHz, Chain a, Temp: Ambient, Voltage: 3.3 Vdc

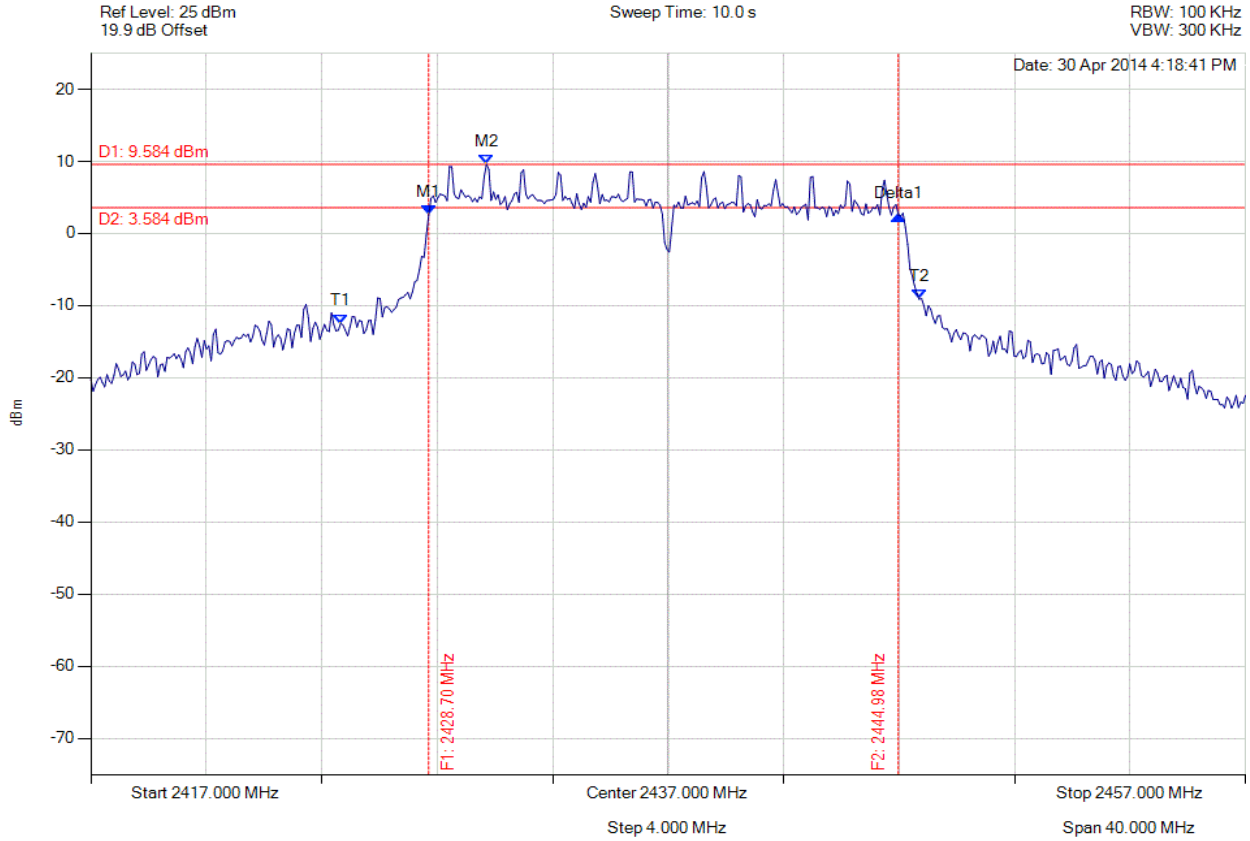

Analyser Setup	Marker : Frequency : Amplitude	Test Results
Detector = MAX PEAK Sweep Count = 0 RF Atten (dB) = 20 Trace Mode = VIEW	M1 : 2428.703 MHz : 2.562 dBm M2 : 2430.707 MHz : 9.584 dBm Delta1 : 16.273 MHz : -0.026 dB T1 : 2425.657 MHz : -12.456 dBm T2 : 2445.697 MHz : -9.110 dBm OBW : 20.040 MHz	Measured 6 dB Bandwidth: 16.273 MHz Limit: ≥500.0 kHz Margin: -15.77 MHz

Back to the Matrix

6 dB & 99% BANDWIDTH

Variant: 802.11g, Channel: 2437.00 MHz, Chain b, Temp: Ambient, Voltage: 3.3 Vdc

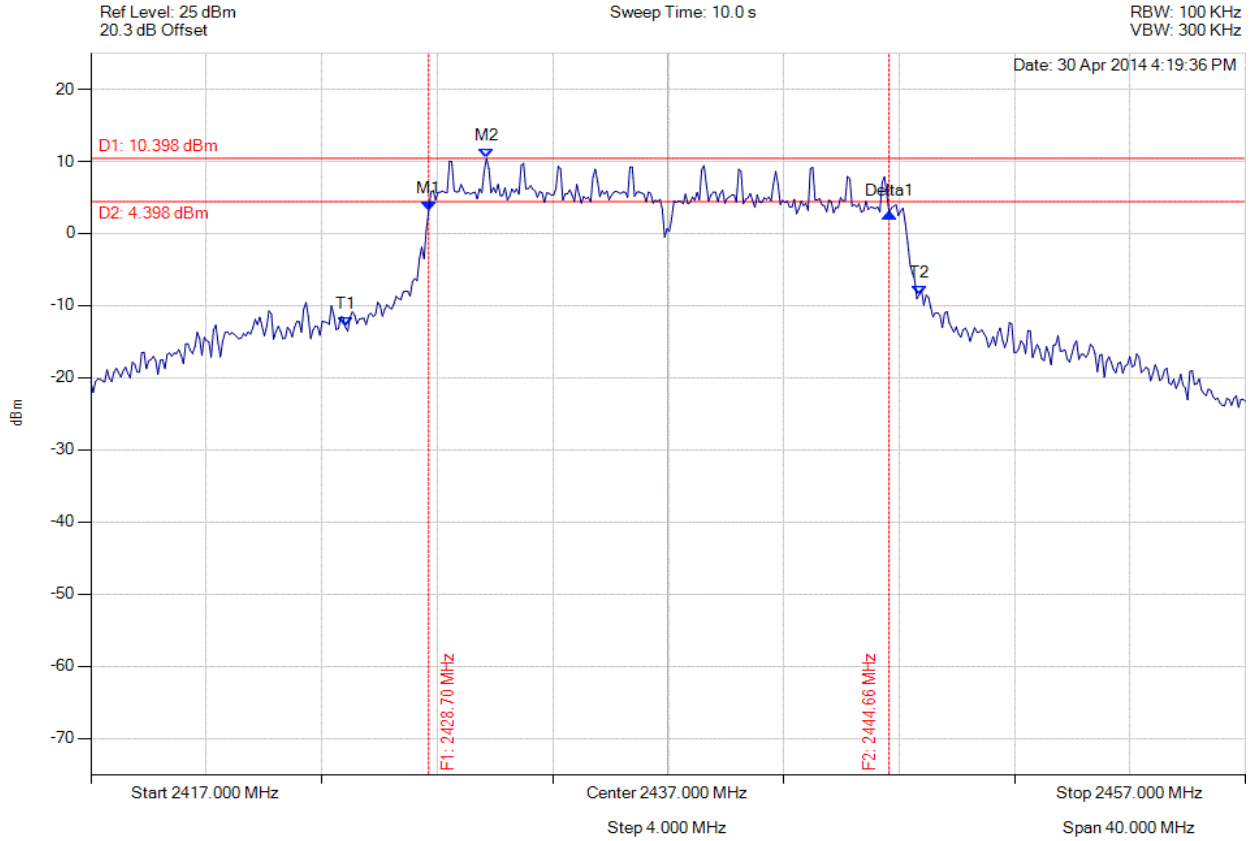

Analyser Setup	Marker : Frequency : Amplitude	Test Results
Detector = MAX PEAK Sweep Count = 0 RF Atten (dB) = 20 Trace Mode = VIEW	M1 : 2428.703 MHz : 3.109 dBm M2 : 2430.707 MHz : 10.398 dBm Delta1 : 15.952 MHz : -0.240 dB T1 : 2425.818 MHz : -12.942 dBm T2 : 2445.697 MHz : -8.475 dBm OBW : 19.880 MHz	Measured 6 dB Bandwidth: 15.952 MHz Limit: ≥500.0 kHz Margin: -15.45 MHz

Back to the Matrix

6 dB & 99% BANDWIDTH

Variant: 802.11g, Channel: 2437.00 MHz, Chain c, Temp: Ambient, Voltage: 3.3 Vdc

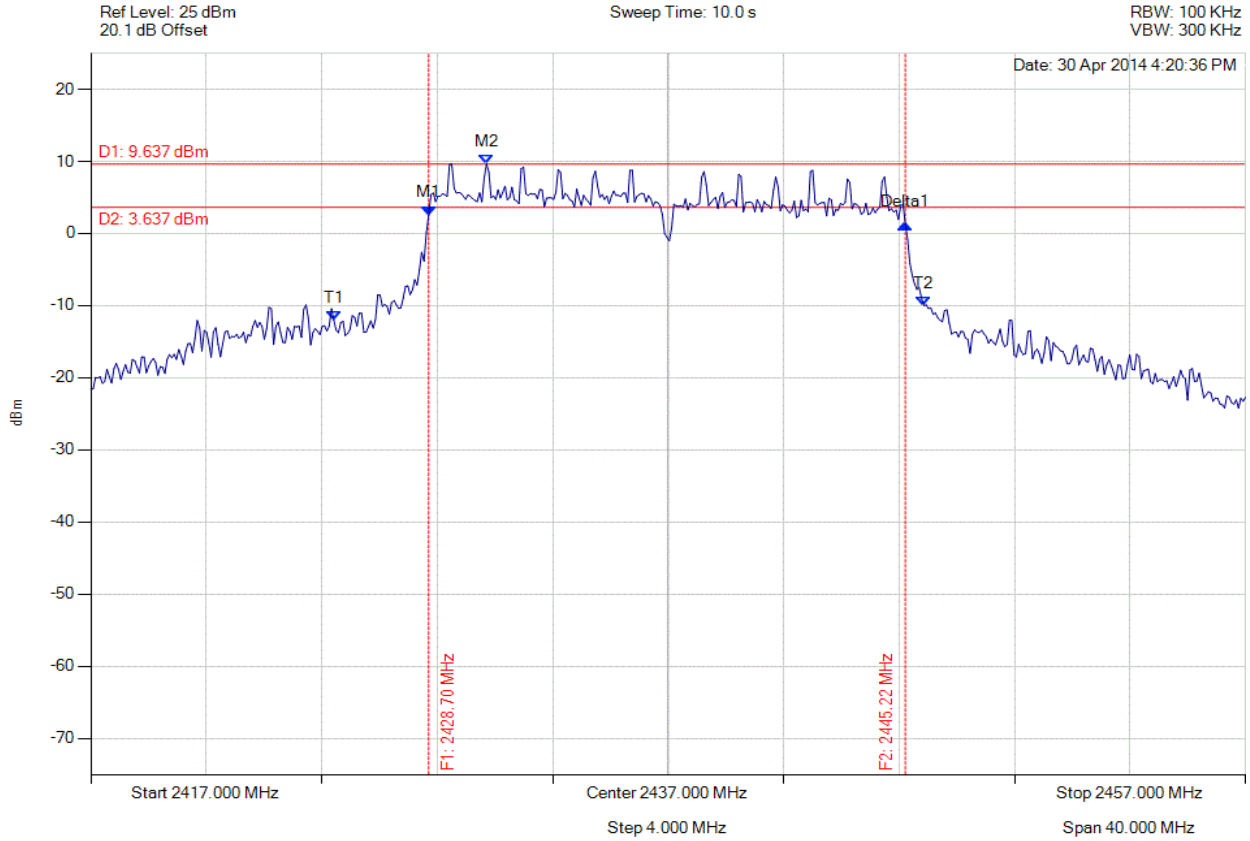

Analyser Setup	Marker : Frequency : Amplitude	Test Results
Detector = MAX PEAK Sweep Count = 0 RF Atten (dB) = 20 Trace Mode = VIEW	M1 : 2428.703 MHz : 2.554 dBm M2 : 2430.707 MHz : 9.637 dBm Delta1 : 16.513 MHz : -1.273 dB T1 : 2425.417 MHz : -12.026 dBm T2 : 2445.858 MHz : -10.007 dBm OBW : 20.441 MHz	Measured 6 dB Bandwidth: 16.513 MHz Limit: ≥500.0 kHz Margin: -16.01 MHz

Back to the Matrix

6 dB & 99% BANDWIDTH

Variant: 802.11g, Channel: 2462.00 MHz, Chain a, Temp: Ambient, Voltage: 3.3 Vdc

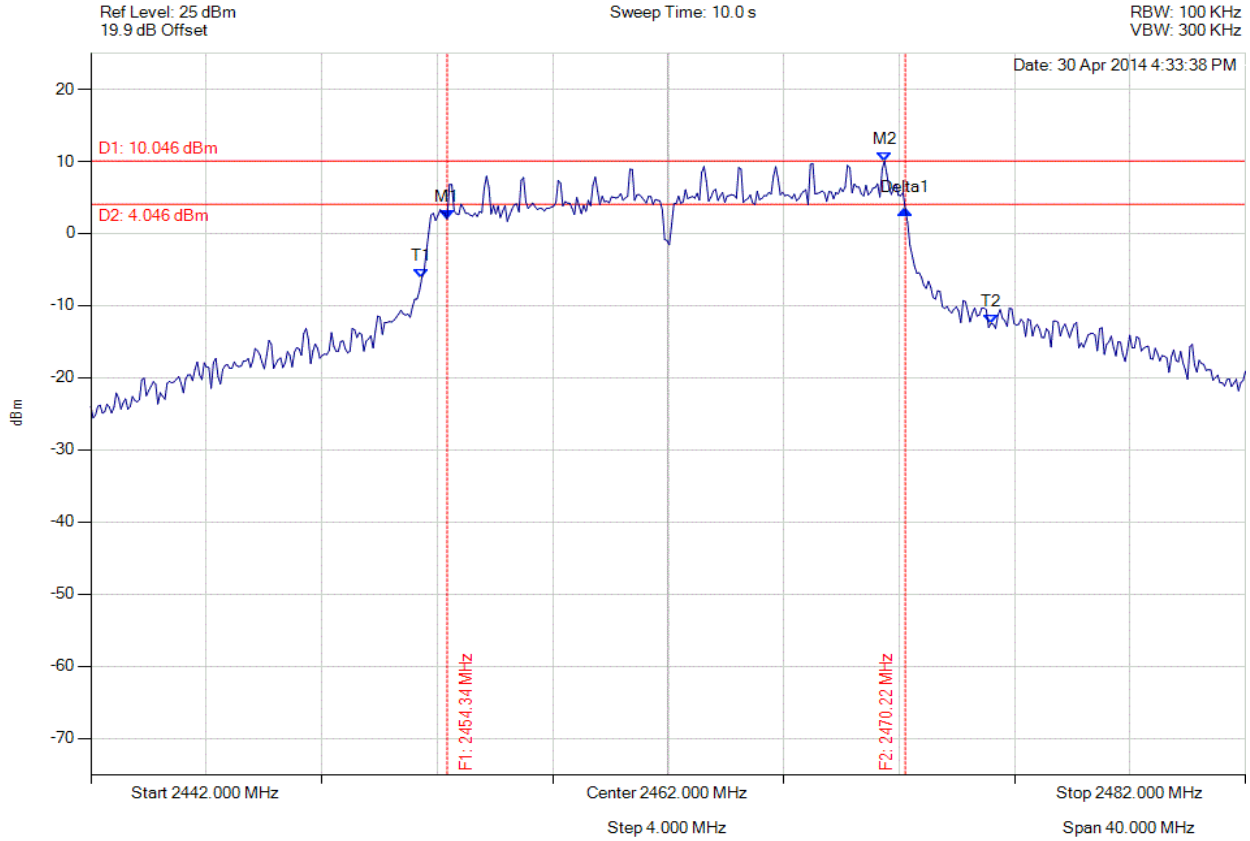

Analyser Setup	Marker : Frequency : Amplitude	Test Results
Detector = MAX PEAK Sweep Count = 0 RF Atten (dB) = 20 Trace Mode = VIEW	M1 : 2454.345 MHz : 2.004 dBm M2 : 2469.495 MHz : 10.046 dBm Delta1 : 15.872 MHz : 1.361 dB T1 : 2453.463 MHz : -6.242 dBm T2 : 2473.182 MHz : -12.514 dBm OBW : 19.719 MHz	Measured 6 dB Bandwidth: 15.872 MHz Limit: ≥500.0 kHz Margin: -15.37 MHz

Back to the Matrix

6 dB & 99% BANDWIDTH

Variant: 802.11g, Channel: 2462.00 MHz, Chain b, Temp: Ambient, Voltage: 3.3 Vdc

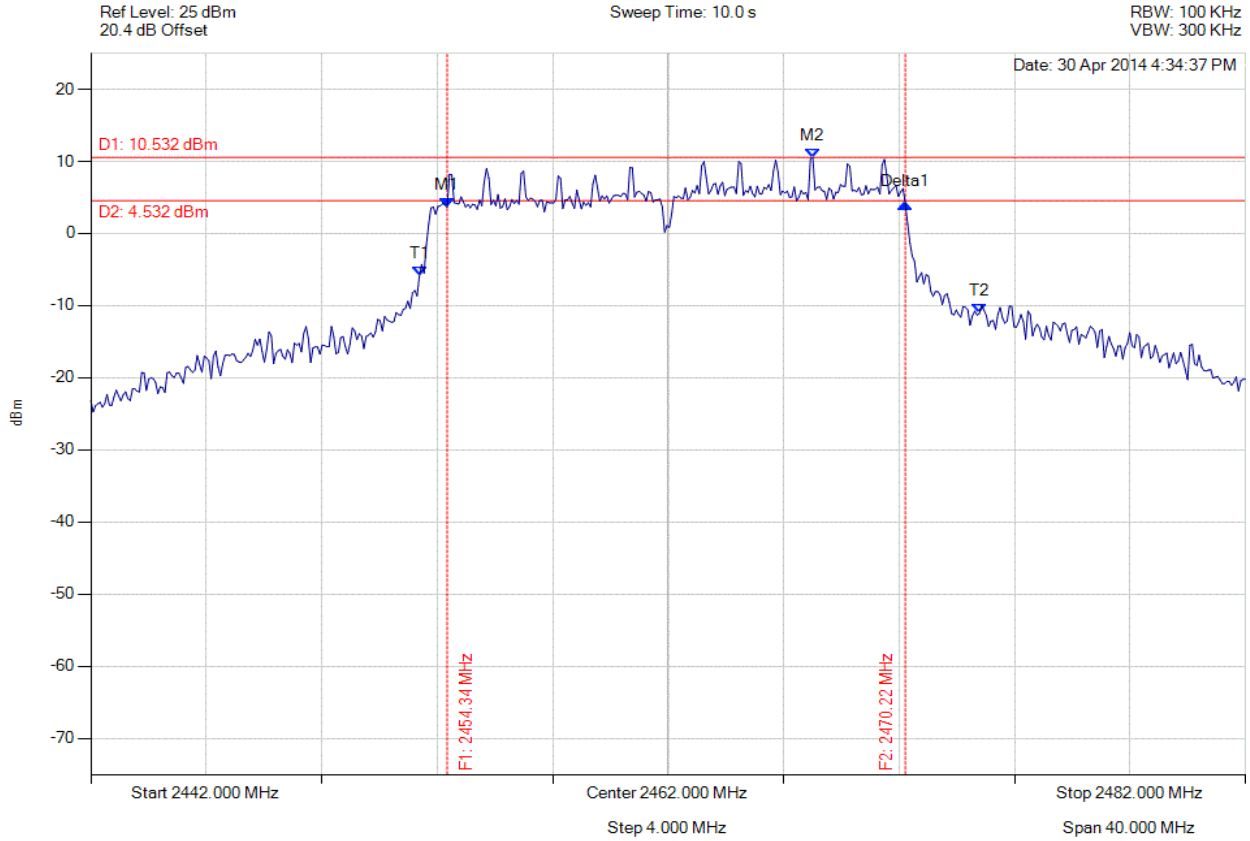

Analyser Setup	Marker : Frequency : Amplitude	Test Results
Detector = MAX PEAK Sweep Count = 0 RF Atten (dB) = 20 Trace Mode = VIEW	M1 : 2454.345 MHz : 3.642 dBm M2 : 2467.010 MHz : 10.532 dBm Delta1 : 15.872 MHz : 0.464 dB T1 : 2453.383 MHz : -5.882 dBm T2 : 2472.782 MHz : -11.099 dBm OBW : 19.399 MHz	Measured 6 dB Bandwidth: 15.872 MHz Limit: ≥500.0 kHz Margin: -15.37 MHz

Back to the Matrix

6 dB & 99% BANDWIDTH

Variant: 802.11g, Channel: 2462.00 MHz, Chain c, Temp: Ambient, Voltage: 3.3 Vdc

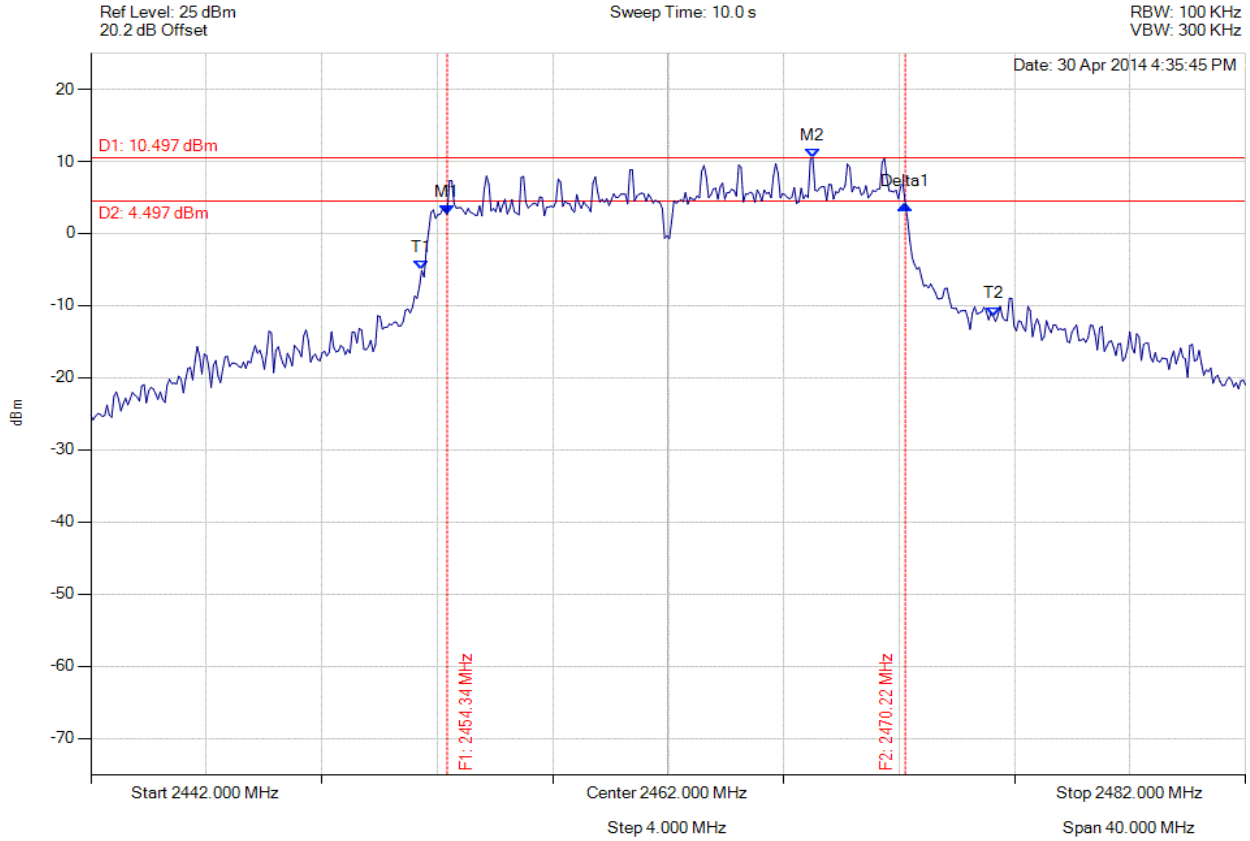

Analyser Setup	Marker : Frequency : Amplitude	Test Results
Detector = MAX PEAK Sweep Count = 0 RF Atten (dB) = 20 Trace Mode = VIEW	M1 : 2454.345 MHz : 2.643 dBm M2 : 2467.010 MHz : 10.497 dBm Delta1 : 15.872 MHz : 1.403 dB T1 : 2453.463 MHz : -5.114 dBm T2 : 2473.263 MHz : -11.465 dBm OBW : 19.800 MHz	Measured 6 dB Bandwidth: 15.872 MHz Limit: ≥500.0 kHz Margin: -15.37 MHz

Back to the Matrix

6 dB & 99% BANDWIDTH

Variant: 802.11n HT-20, Channel: 2412.00 MHz, Chain a, Temp: Ambient, Voltage: 3.3 Vdc

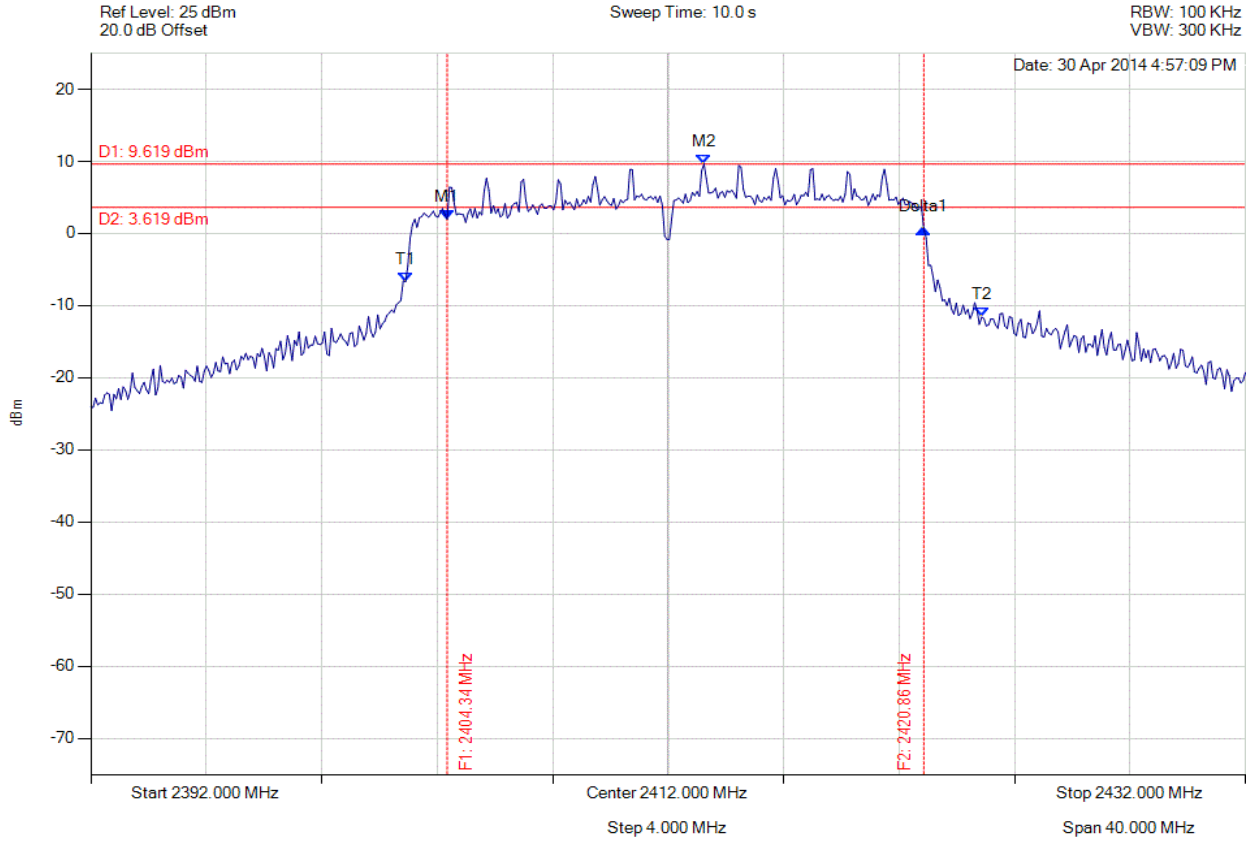

Analyser Setup	Marker : Frequency : Amplitude	Test Results
Detector = MAX PEAK Sweep Count = 0 RF Atten (dB) = 20 Trace Mode = VIEW	M1 : 2404.345 MHz : 1.960 dBm M2 : 2413.242 MHz : 9.619 dBm Delta1 : 16.513 MHz : -1.379 dB T1 : 2402.902 MHz : -6.698 dBm T2 : 2422.862 MHz : -11.583 dBm OBW : 19.960 MHz	Measured 6 dB Bandwidth: 16.513 MHz Limit: ≥500.0 kHz Margin: -16.01 MHz

Back to the Matrix

6 dB & 99% BANDWIDTH

Variant: 802.11n HT-20, Channel: 2412.00 MHz, Chain b, Temp: Ambient, Voltage: 3.3 Vdc

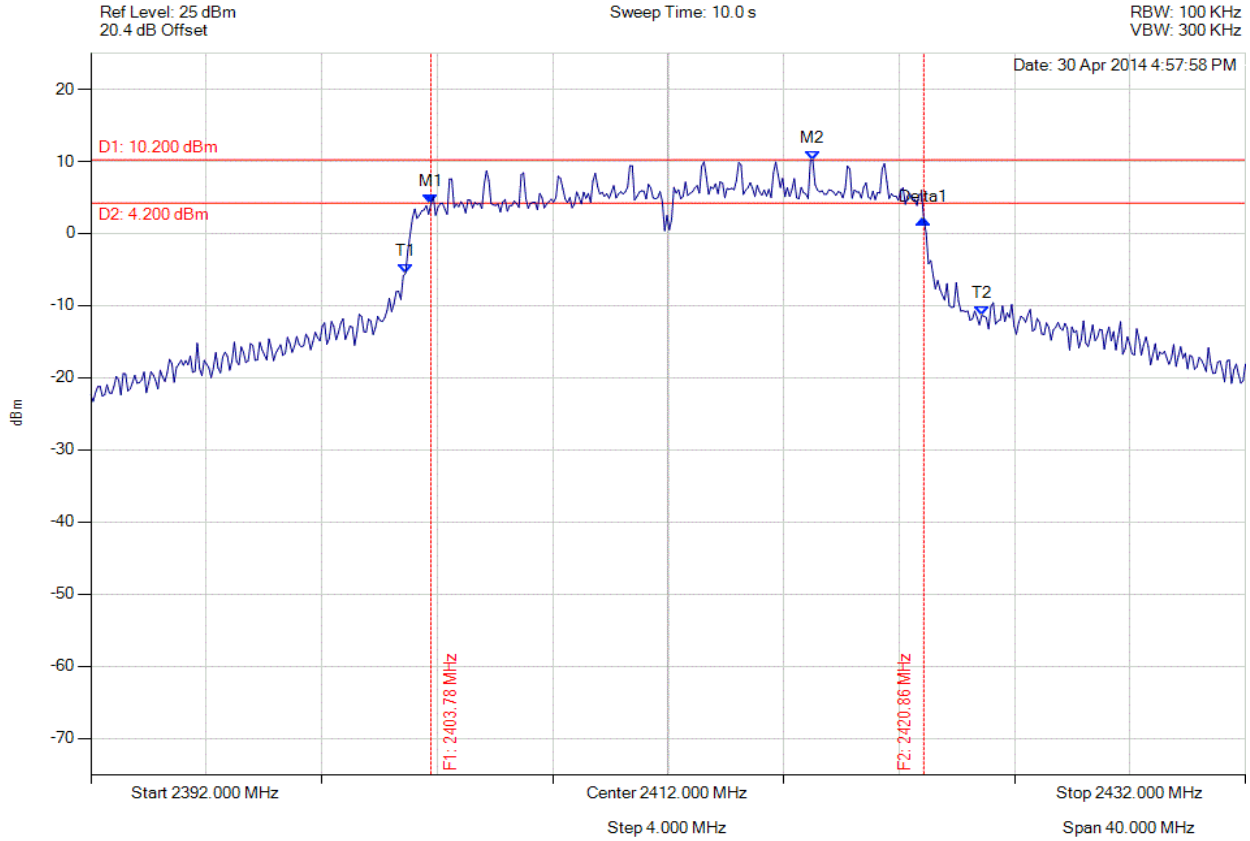

Analyser Setup	Marker : Frequency : Amplitude	Test Results
Detector = MAX PEAK Sweep Count = 0 RF Atten (dB) = 20 Trace Mode = VIEW	M1 : 2403.784 MHz : 4.130 dBm M2 : 2417.010 MHz : 10.200 dBm Delta1 : 17.074 MHz : -2.119 dB T1 : 2402.902 MHz : -5.537 dBm T2 : 2422.862 MHz : -11.363 dBm OBW : 19.960 MHz	Measured 6 dB Bandwidth: 17.074 MHz Limit: ≥500.0 kHz Margin: -16.57 MHz

Back to the Matrix

6 dB & 99% BANDWIDTH

Variant: 802.11n HT-20, Channel: 2412.00 MHz, Chain c, Temp: Ambient, Voltage: 3.3 Vdc

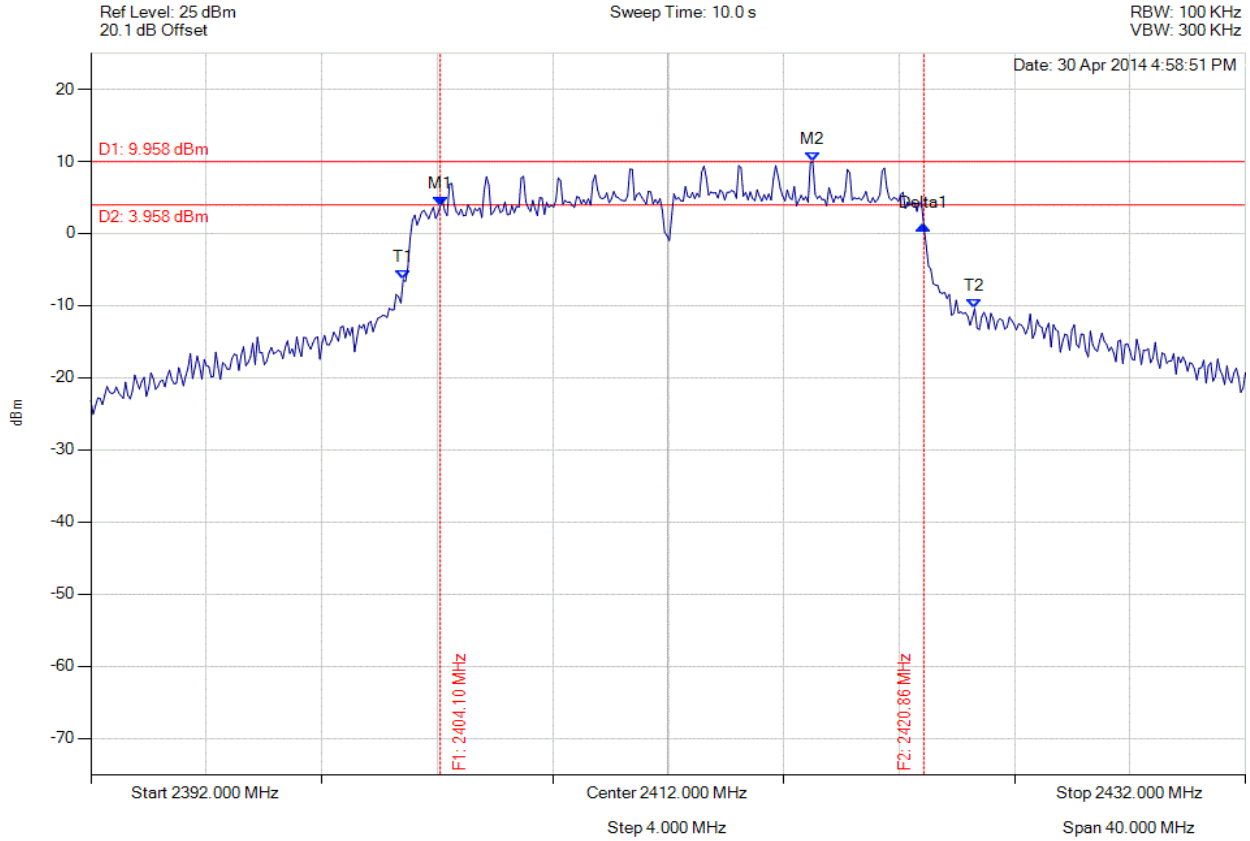

Analyser Setup	Marker : Frequency : Amplitude	Test Results
Detector = MAX PEAK Sweep Count = 0 RF Atten (dB) = 20 Trace Mode = VIEW	M1 : 2404.104 MHz : 3.800 dBm M2 : 2417.010 MHz : 9.958 dBm Delta1 : 16.754 MHz : -2.739 dB T1 : 2402.822 MHz : -6.393 dBm T2 : 2422.621 MHz : -10.420 dBm OBW : 19.800 MHz	Measured 6 dB Bandwidth: 16.754 MHz Limit: ≥500.0 kHz Margin: -16.25 MHz

Back to the Matrix

6 dB & 99% BANDWIDTH

Variant: 802.11n HT-20, Channel: 2437.00 MHz, Chain a, Temp: Ambient, Voltage: 3.3 Vdc

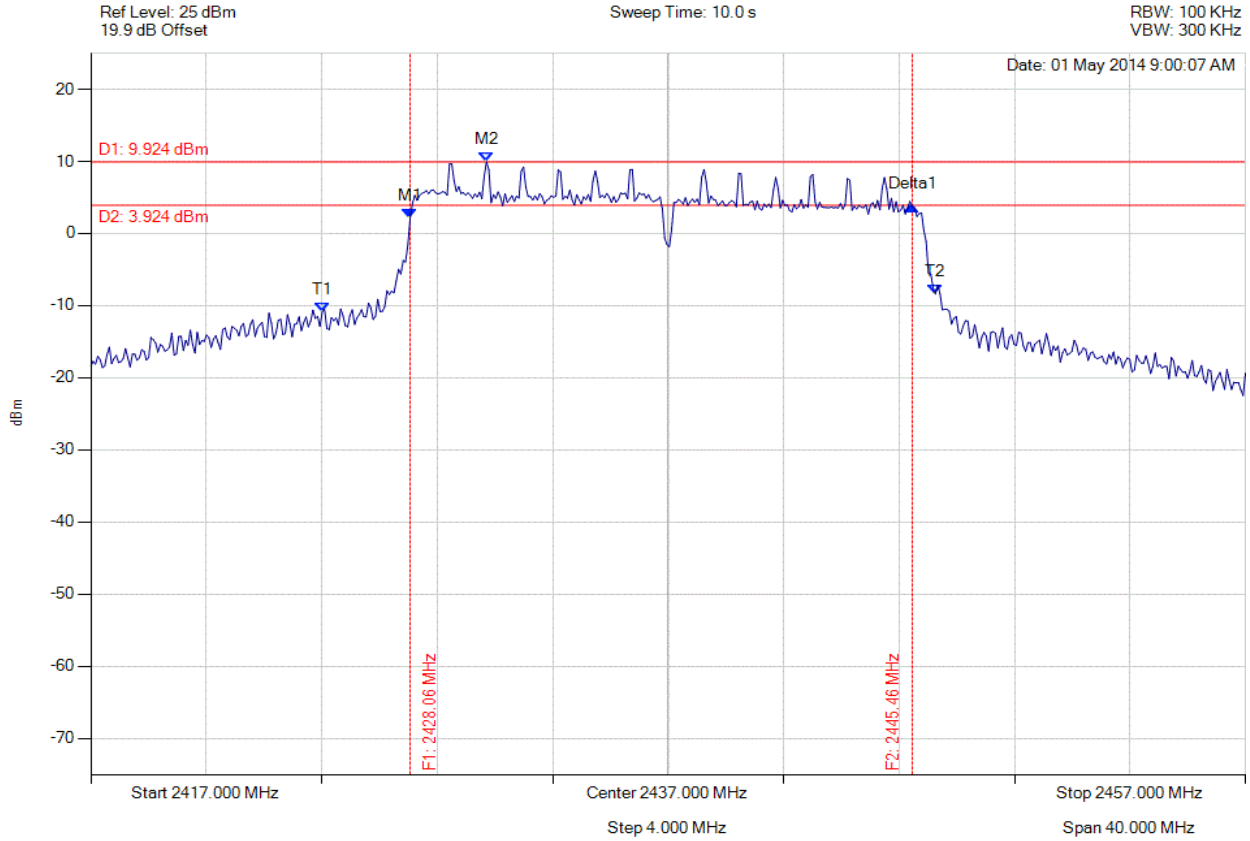

Analyser Setup	Marker : Frequency : Amplitude	Test Results
Detector = MAX PEAK Sweep Count = 0 RF Atten (dB) = 20 Trace Mode = VIEW	M1 : 2428.062 MHz : 2.090 dBm M2 : 2430.707 MHz : 9.924 dBm Delta1 : 17.395 MHz : 1.672 dB T1 : 2425.016 MHz : -10.853 dBm T2 : 2446.259 MHz : -8.388 dBm OBW : 21.242 MHz	Measured 6 dB Bandwidth: 17.395 MHz Limit: ≥500.0 kHz Margin: -16.90 MHz

Back to the Matrix

6 dB & 99% BANDWIDTH

Variant: 802.11n HT-20, Channel: 2437.00 MHz, Chain b, Temp: Ambient, Voltage: 3.3 Vdc

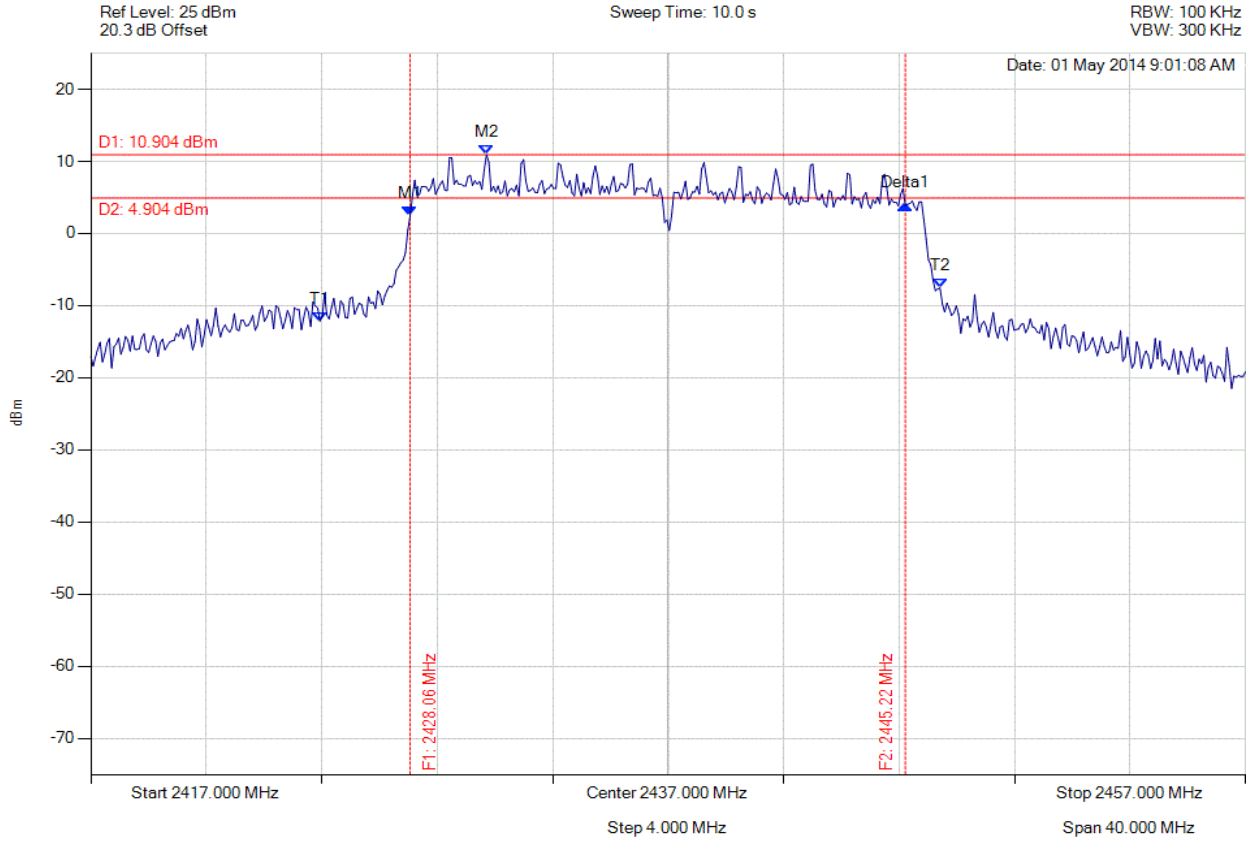

Analyser Setup	Marker : Frequency : Amplitude	Test Results
Detector = MAX PEAK Sweep Count = 0 RF Atten (dB) = 20 Trace Mode = VIEW	M1 : 2428.062 MHz : 2.456 dBm M2 : 2430.707 MHz : 10.904 dBm Delta1 : 17.154 MHz : 1.440 dB T1 : 2424.936 MHz : -12.148 dBm T2 : 2446.419 MHz : -7.546 dBm OBW : 21.483 MHz	Measured 6 dB Bandwidth: 17.154 MHz Limit: ≥500.0 kHz Margin: -16.65 MHz

Back to the Matrix

6 dB & 99% BANDWIDTH

Variant: 802.11n HT-20, Channel: 2437.00 MHz, Chain c, Temp: Ambient, Voltage: 3.3 Vdc

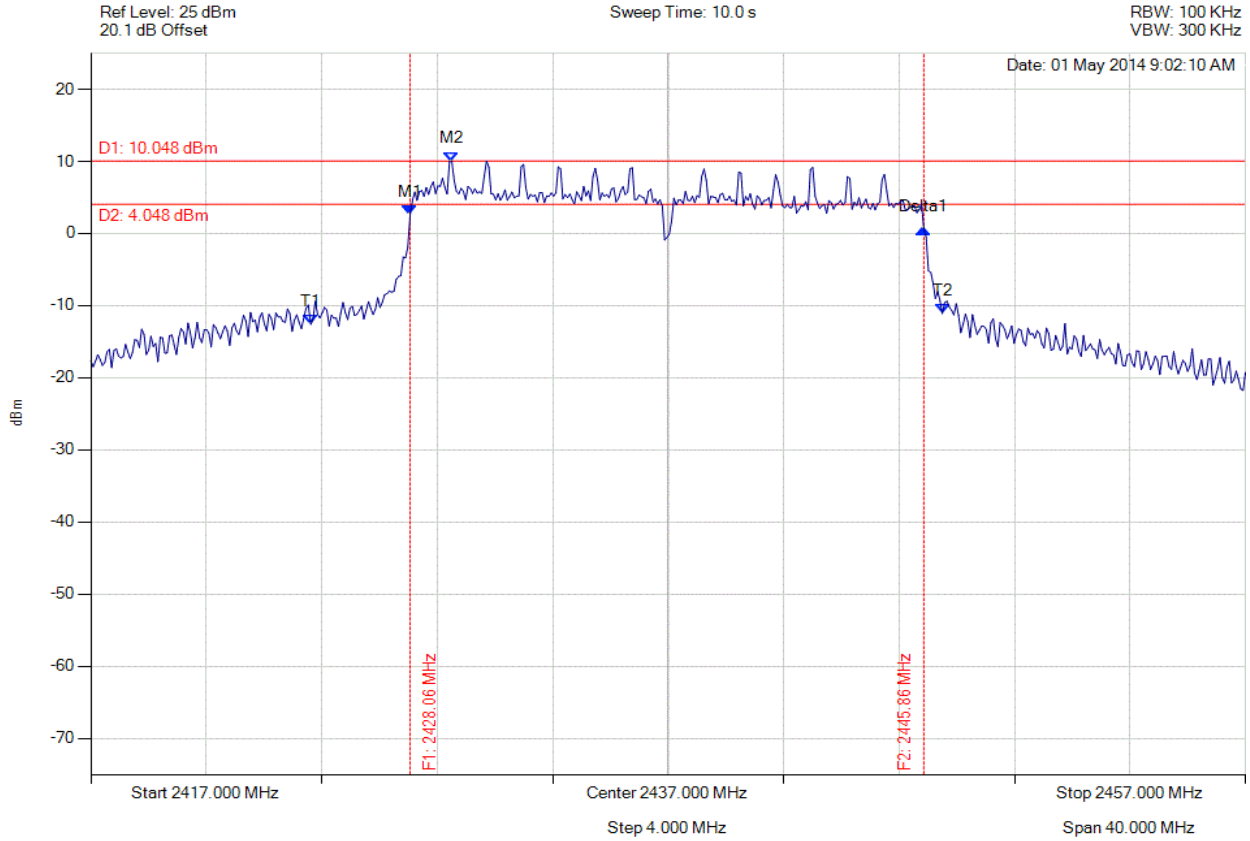

Analyser Setup	Marker : Frequency : Amplitude	Test Results
Detector = MAX PEAK Sweep Count = 0 RF Atten (dB) = 20 Trace Mode = VIEW	M1 : 2428.062 MHz : 2.572 dBm M2 : 2429.505 MHz : 10.048 dBm Delta1 : 17.796 MHz : -1.918 dB T1 : 2424.615 MHz : -12.590 dBm T2 : 2446.499 MHz : -11.103 dBm OBW : 21.884 MHz	Measured 6 dB Bandwidth: 17.796 MHz Limit: ≥500.0 kHz Margin: -17.30 MHz

Back to the Matrix

6 dB & 99% BANDWIDTH

Variant: 802.11n HT-20, Channel: 2462.00 MHz, Chain a, Temp: Ambient, Voltage: 3.3 Vdc

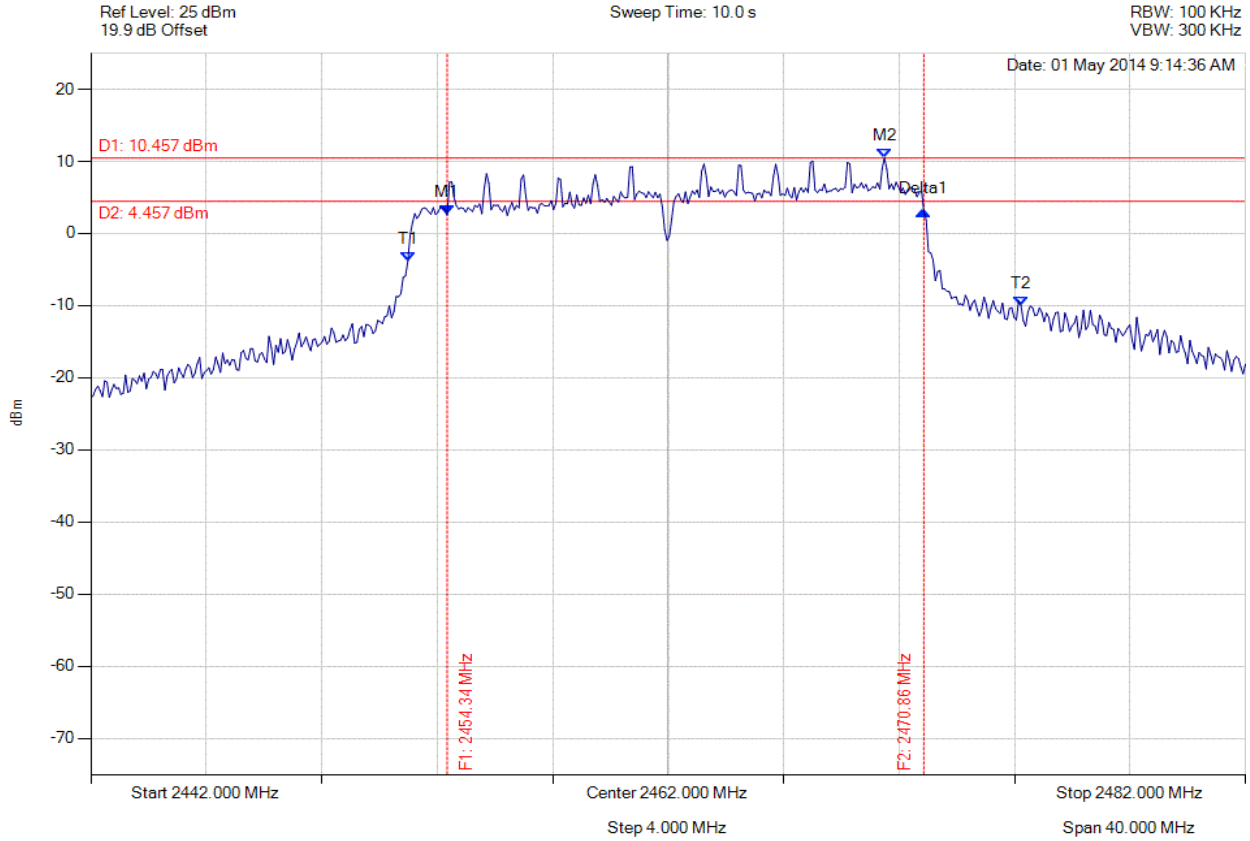

Analyser Setup	Marker : Frequency : Amplitude	Test Results
Detector = MAX PEAK Sweep Count = 0 RF Atten (dB) = 20 Trace Mode = VIEW	M1 : 2454.345 MHz : 2.584 dBm M2 : 2469.495 MHz : 10.457 dBm Delta1 : 16.513 MHz : 0.527 dB T1 : 2452.982 MHz : -3.826 dBm T2 : 2474.224 MHz : -9.995 dBm OBW : 21.242 MHz	Measured 6 dB Bandwidth: 16.513 MHz Limit: ≥500.0 kHz Margin: -16.01 MHz

Back to the Matrix

6 dB & 99% BANDWIDTH

Variant: 802.11n HT-20, Channel: 2462.00 MHz, Chain b, Temp: Ambient, Voltage: 3.3 Vdc

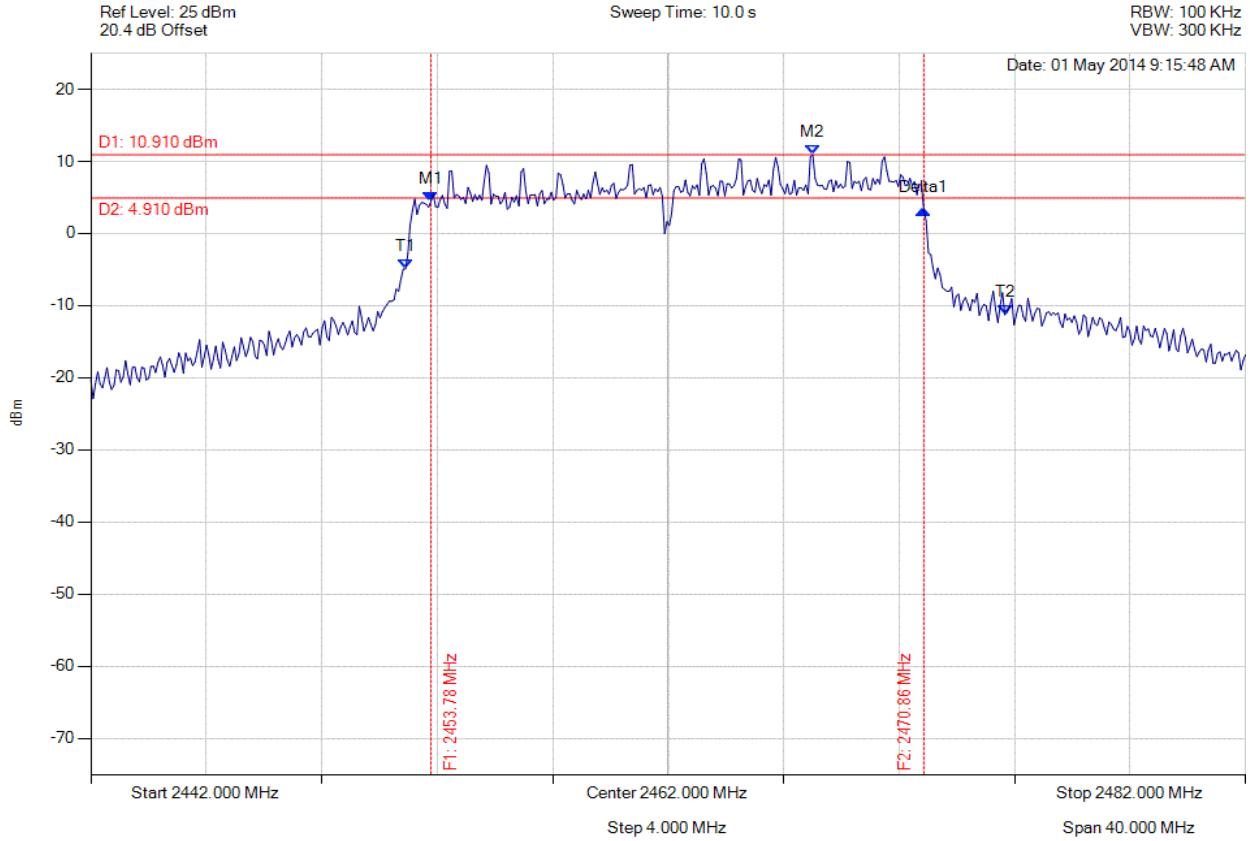

Analyser Setup	Marker : Frequency : Amplitude	Test Results
Detector = MAX PEAK Sweep Count = 0 RF Atten (dB) = 20 Trace Mode = VIEW	M1 : 2453.784 MHz : 4.473 dBm M2 : 2467.010 MHz : 10.910 dBm Delta1 : 17.074 MHz : -1.153 dB T1 : 2452.902 MHz : -4.894 dBm T2 : 2473.663 MHz : -11.270 dBm OBW : 20.762 MHz	Measured 6 dB Bandwidth: 17.074 MHz Limit: ≥500.0 kHz Margin: -16.57 MHz

Back to the Matrix

6 dB & 99% BANDWIDTH

Variant: 802.11n HT-20, Channel: 2462.00 MHz, Chain c, Temp: Ambient, Voltage: 3.3 Vdc

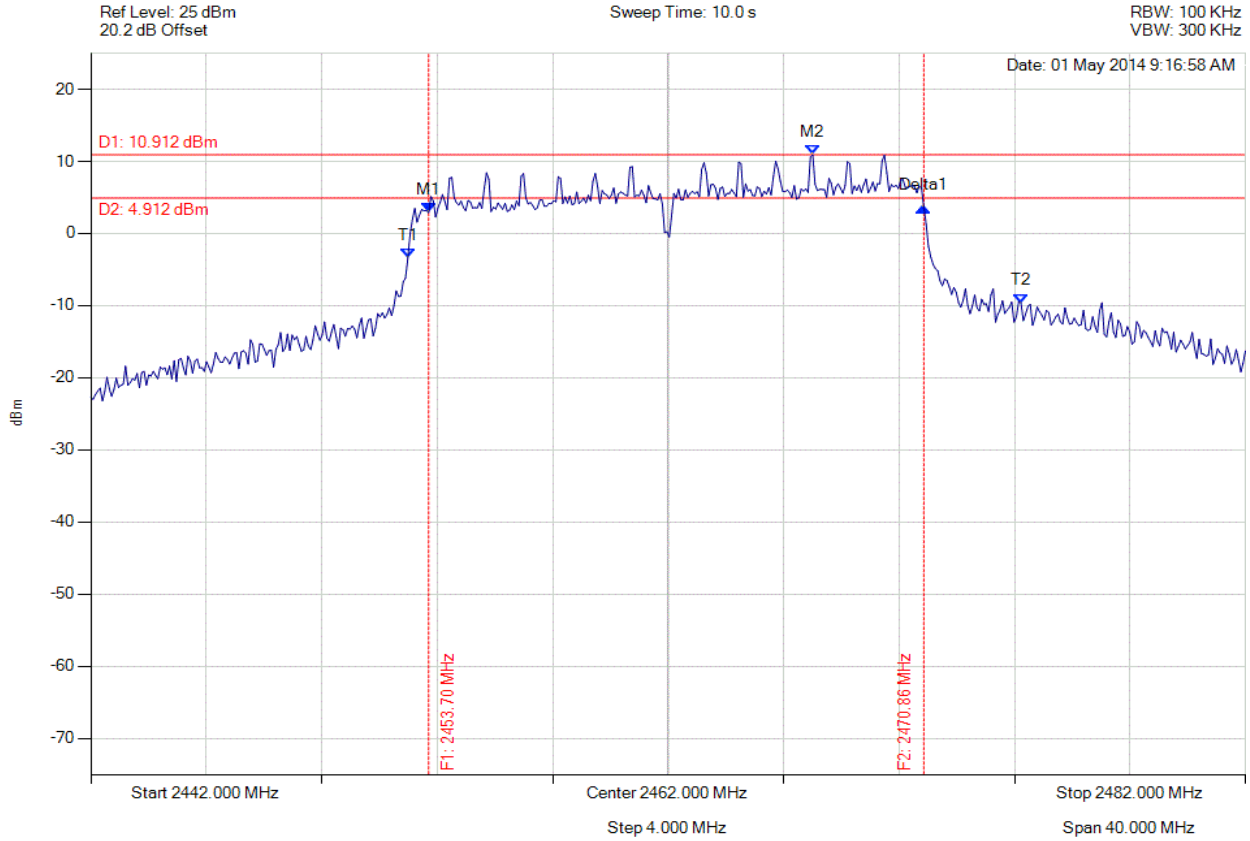

Analyser Setup	Marker : Frequency : Amplitude	Test Results
Detector = MAX PEAK Sweep Count = 0 RF Atten (dB) = 20 Trace Mode = VIEW	M1 : 2453.703 MHz : 2.899 dBm M2 : 2467.010 MHz : 10.912 dBm Delta1 : 17.154 MHz : 0.732 dB T1 : 2452.982 MHz : -3.377 dBm T2 : 2474.224 MHz : -9.622 dBm OBW : 21.242 MHz	Measured 6 dB Bandwidth: 17.154 MHz Limit: ≥500.0 kHz Margin: -16.65 MHz

Back to the Matrix

6 dB & 99% BANDWIDTH

Variant: 802.11n HT-40, Channel: 2422.00 MHz, Chain a, Temp: Ambient, Voltage: 3.3 Vdc

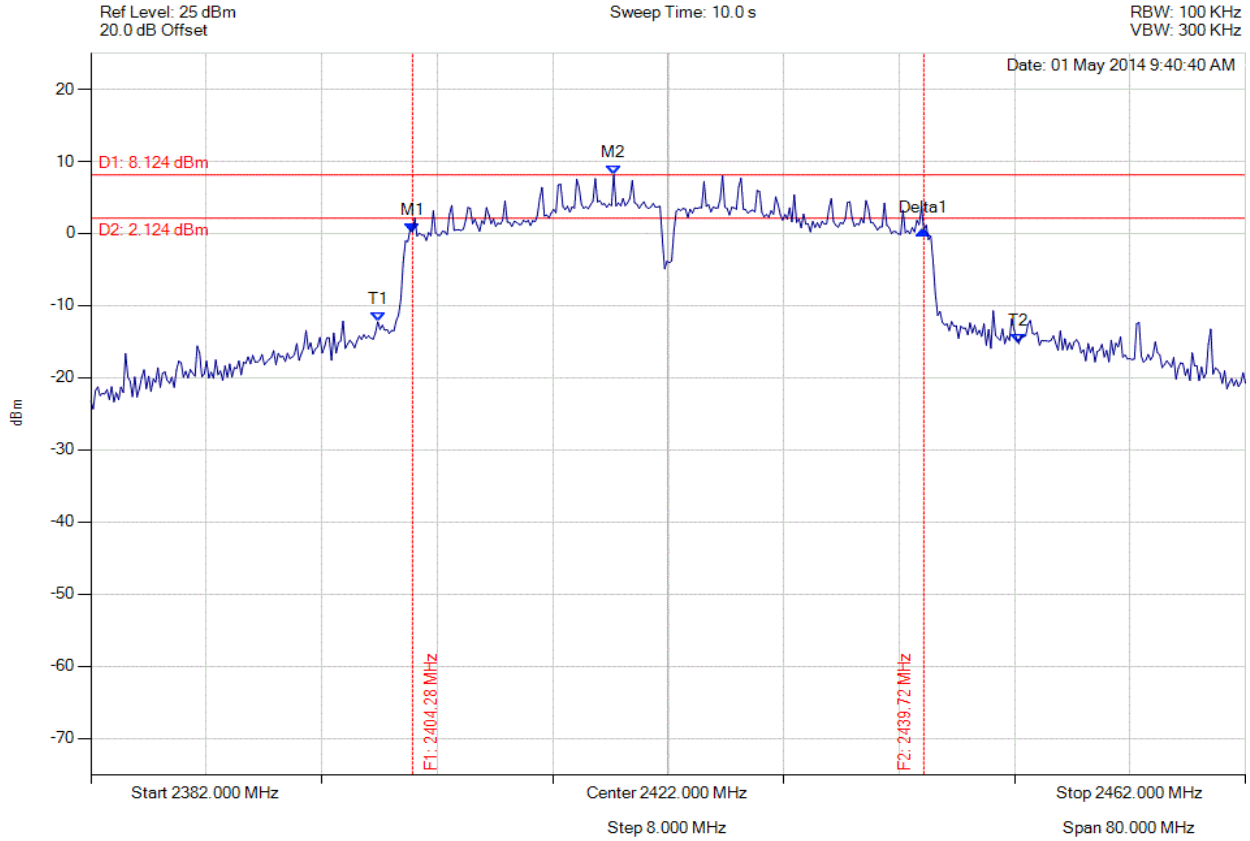

Analyser Setup	Marker : Frequency : Amplitude	Test Results
Detector = MAX PEAK Sweep Count = 0 RF Atten (dB) = 20 Trace Mode = VIEW	M1 : 2404.285 MHz : 0.188 dBm M2 : 2418.232 MHz : 8.124 dBm Delta1 : 35.431 MHz : 0.289 dB T1 : 2401.880 MHz : -12.240 dBm T2 : 2446.289 MHz : -15.268 dBm OBW : 44.409 MHz	Measured 6 dB Bandwidth: 35.431 MHz Limit: ≥500.0 kHz Margin: -34.93 MHz

Back to the Matrix

6 dB & 99% BANDWIDTH

Variant: 802.11n HT-40, Channel: 2422.00 MHz, Chain b, Temp: Ambient, Voltage: 3.3 Vdc

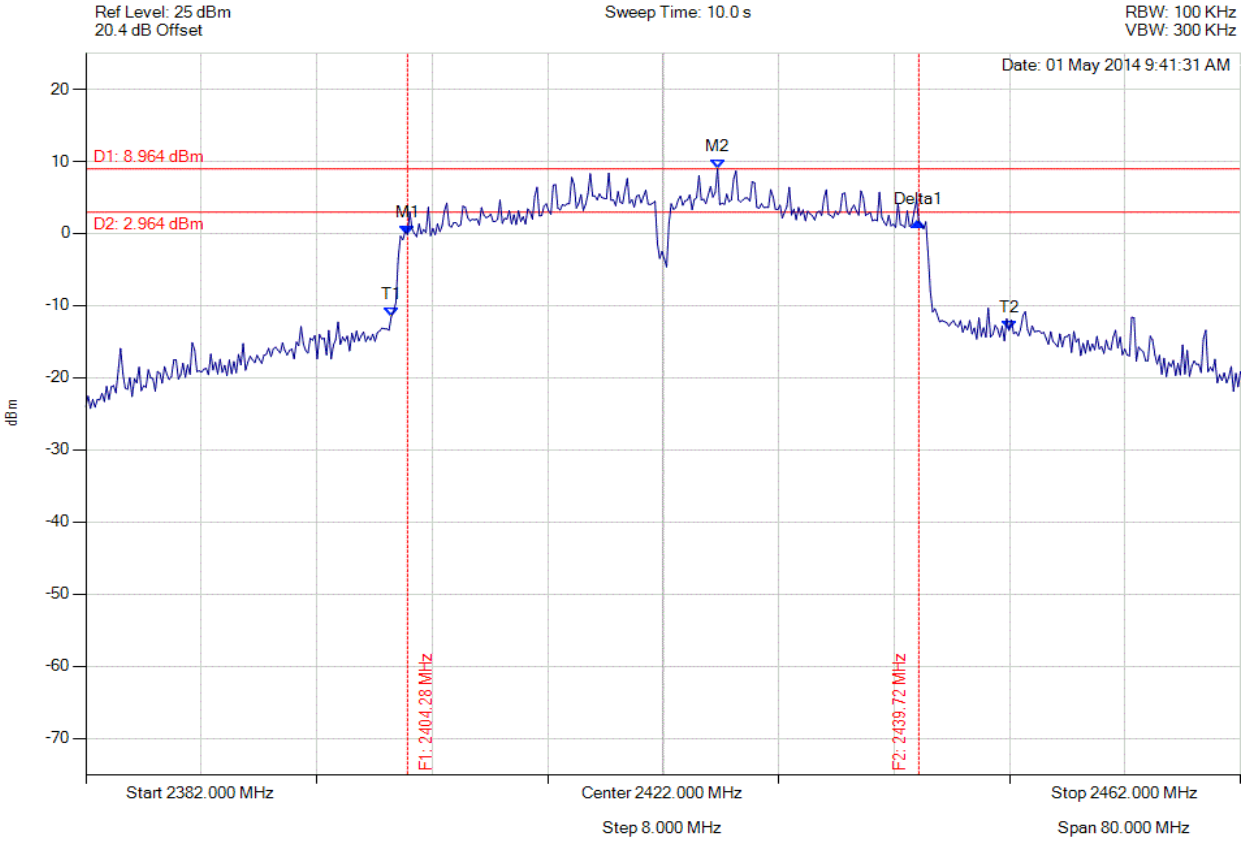

Analyser Setup	Marker : Frequency : Amplitude	Test Results
Detector = MAX PEAK Sweep Count = 0 RF Atten (dB) = 20 Trace Mode = VIEW	M1 : 2404.285 MHz : -0.159 dBm M2 : 2425.768 MHz : 8.964 dBm Delta1 : 35.431 MHz : 1.721 dB T1 : 2403.162 MHz : -11.559 dBm T2 : 2445.968 MHz : -13.440 dBm OBW : 42.806 MHz	Measured 6 dB Bandwidth: 35.431 MHz Limit: ≥500.0 kHz Margin: -34.93 MHz

Back to the Matrix

6 dB & 99% BANDWIDTH

Variant: 802.11n HT-40, Channel: 2422.00 MHz, Chain c, Temp: Ambient, Voltage: 3.3 Vdc

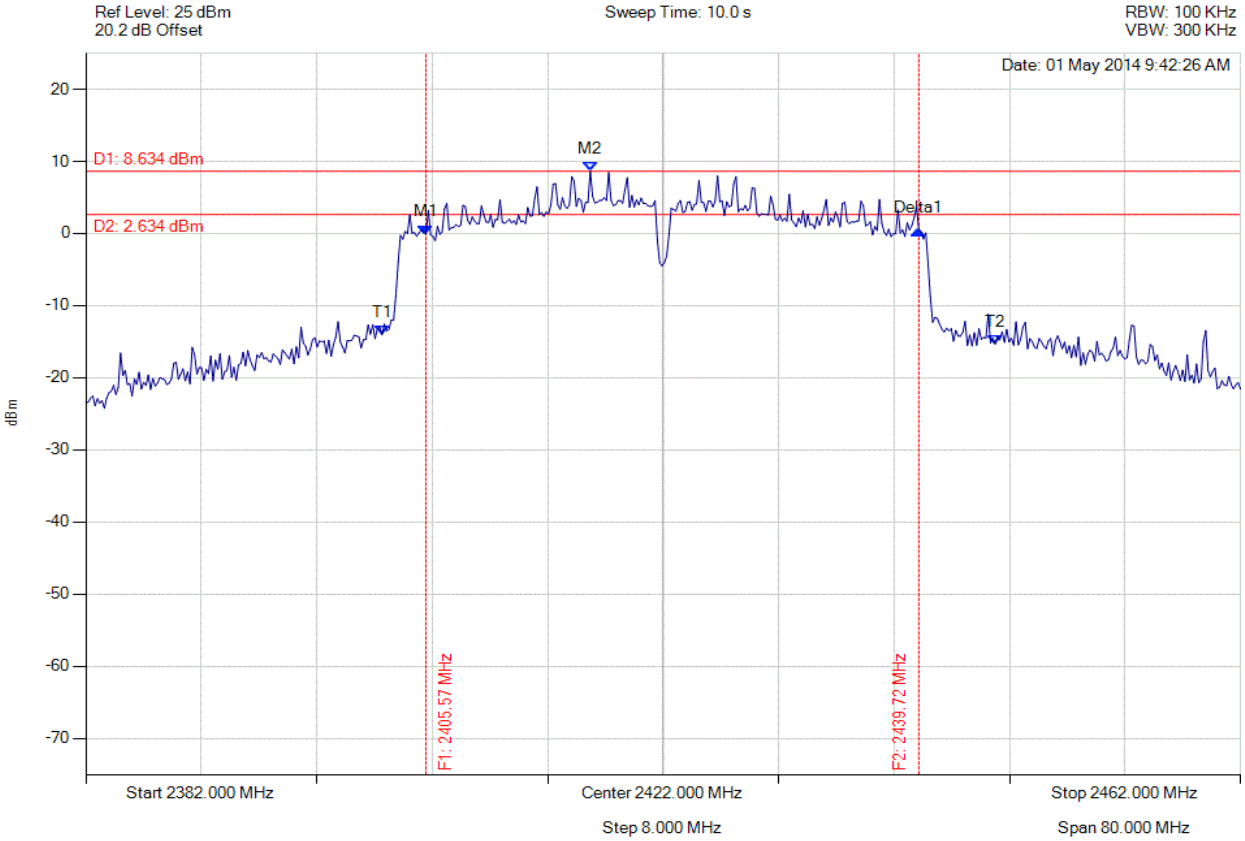

Analyser Setup	Marker : Frequency : Amplitude	Test Results
Detector = MAX PEAK Sweep Count = 0 RF Atten (dB) = 20 Trace Mode = VIEW	M1 : 2405.567 MHz : -0.121 dBm M2 : 2416.950 MHz : 8.634 dBm Delta1 : 34.148 MHz : 0.574 dB T1 : 2402.521 MHz : -14.042 dBm T2 : 2445.006 MHz : -15.350 dBm OBW : 42.485 MHz	Measured 6 dB Bandwidth: 34.148 MHz Limit: ≥500.0 kHz Margin: -33.65 MHz

Back to the Matrix

6 dB & 99% BANDWIDTH

Variant: 802.11n HT-40, Channel: 2437.00 MHz, Chain a, Temp: Ambient, Voltage: 3.3 Vdc

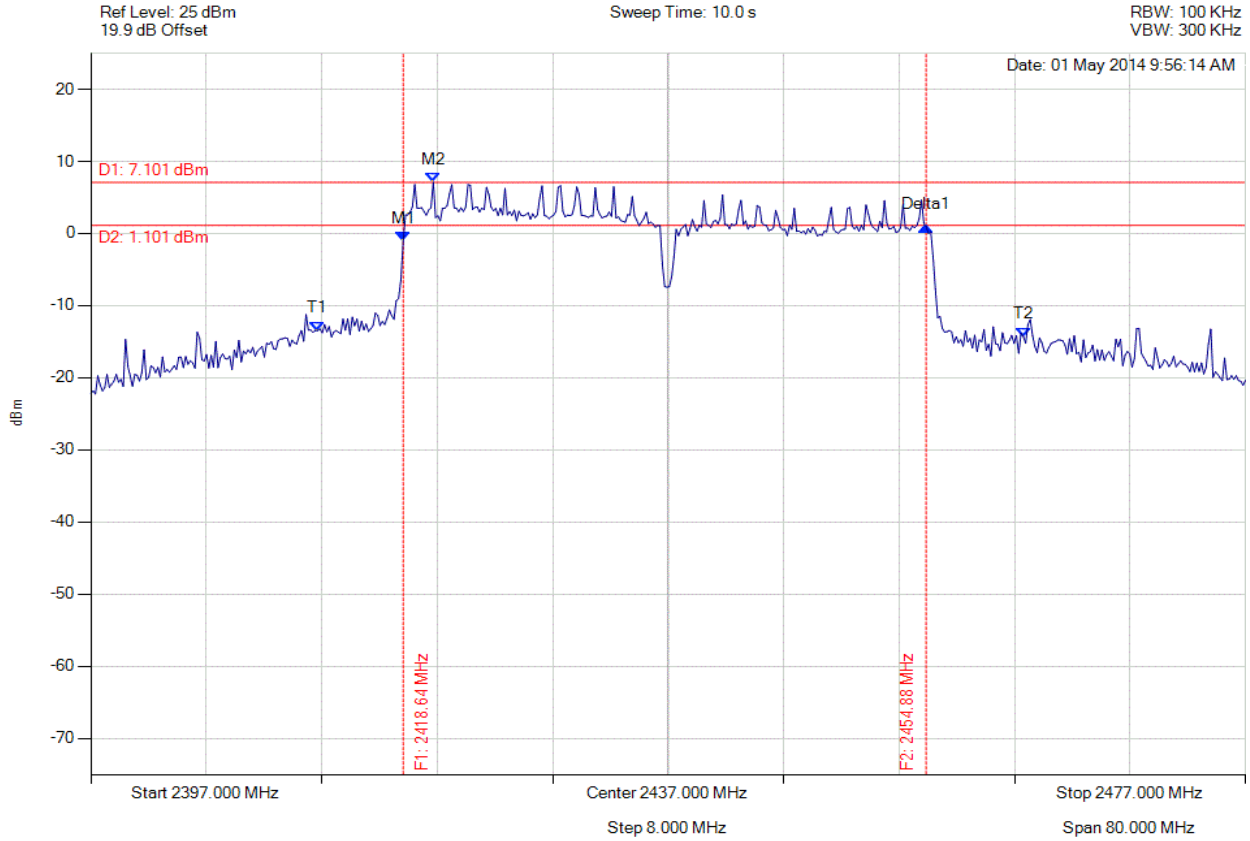

Analyser Setup	Marker : Frequency : Amplitude	Test Results
Detector = MAX PEAK Sweep Count = 0 RF Atten (dB) = 20 Trace Mode = VIEW	M1 : 2418.643 MHz : -1.030 dBm M2 : 2420.727 MHz : 7.101 dBm Delta1 : 36.232 MHz : 1.952 dB T1 : 2412.711 MHz : -13.462 dBm T2 : 2461.609 MHz : -14.296 dBm OBW : 48.898 MHz	Measured 6 dB Bandwidth: 36.232 MHz Limit: ≥500.0 kHz Margin: -35.73 MHz

Back to the Matrix

6 dB & 99% BANDWIDTH

Variant: 802.11n HT-40, Channel: 2437.00 MHz, Chain b, Temp: Ambient, Voltage: 3.3 Vdc

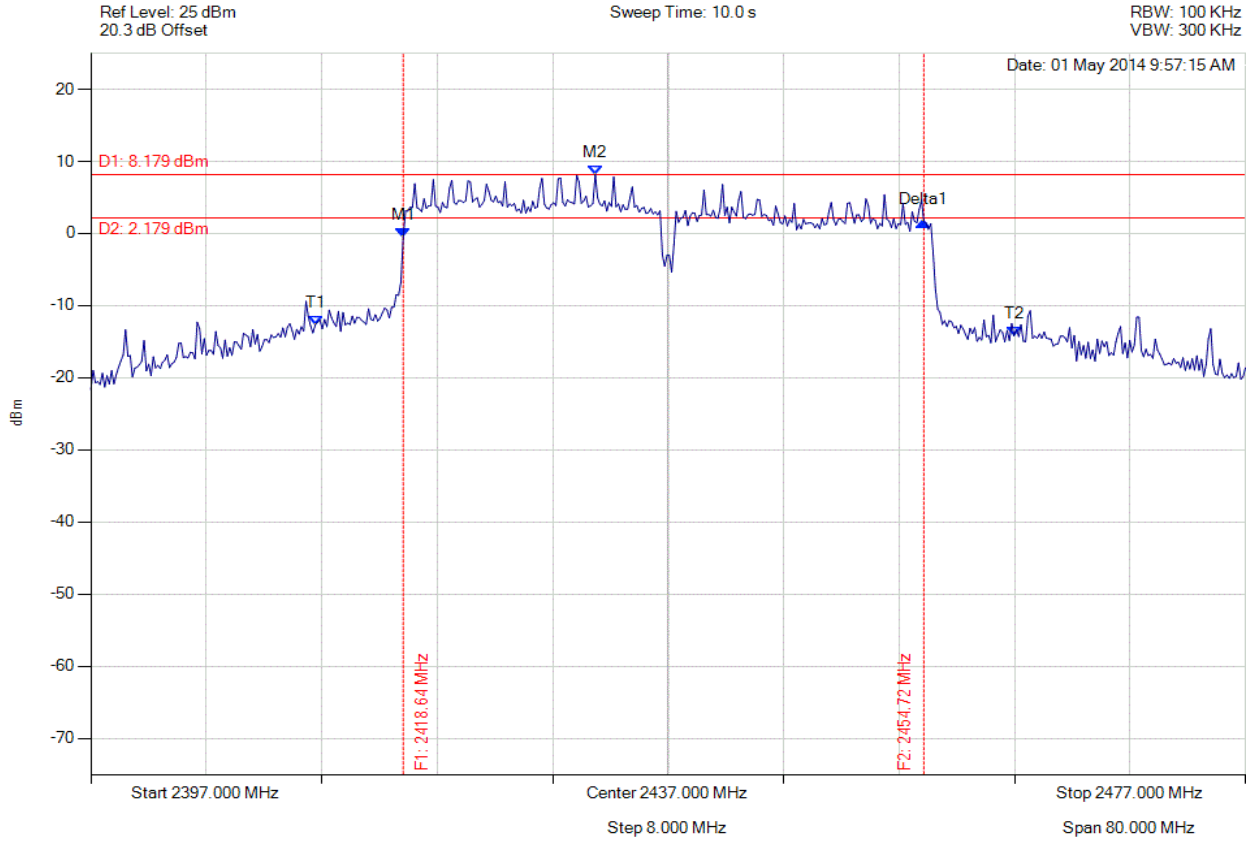

Analyser Setup	Marker : Frequency : Amplitude	Test Results
Detector = MAX PEAK Sweep Count = 0 RF Atten (dB) = 20 Trace Mode = VIEW	M1 : 2418.643 MHz : -0.550 dBm M2 : 2431.950 MHz : 8.179 dBm Delta1 : 36.072 MHz : 2.217 dB T1 : 2412.551 MHz : -12.673 dBm T2 : 2460.968 MHz : -14.184 dBm OBW : 48.417 MHz	Measured 6 dB Bandwidth: 36.072 MHz Limit: ≥500.0 kHz Margin: -35.57 MHz

Back to the Matrix

6 dB & 99% BANDWIDTH

Variant: 802.11n HT-40, Channel: 2437.00 MHz, Chain c, Temp: Ambient, Voltage: 3.3 Vdc

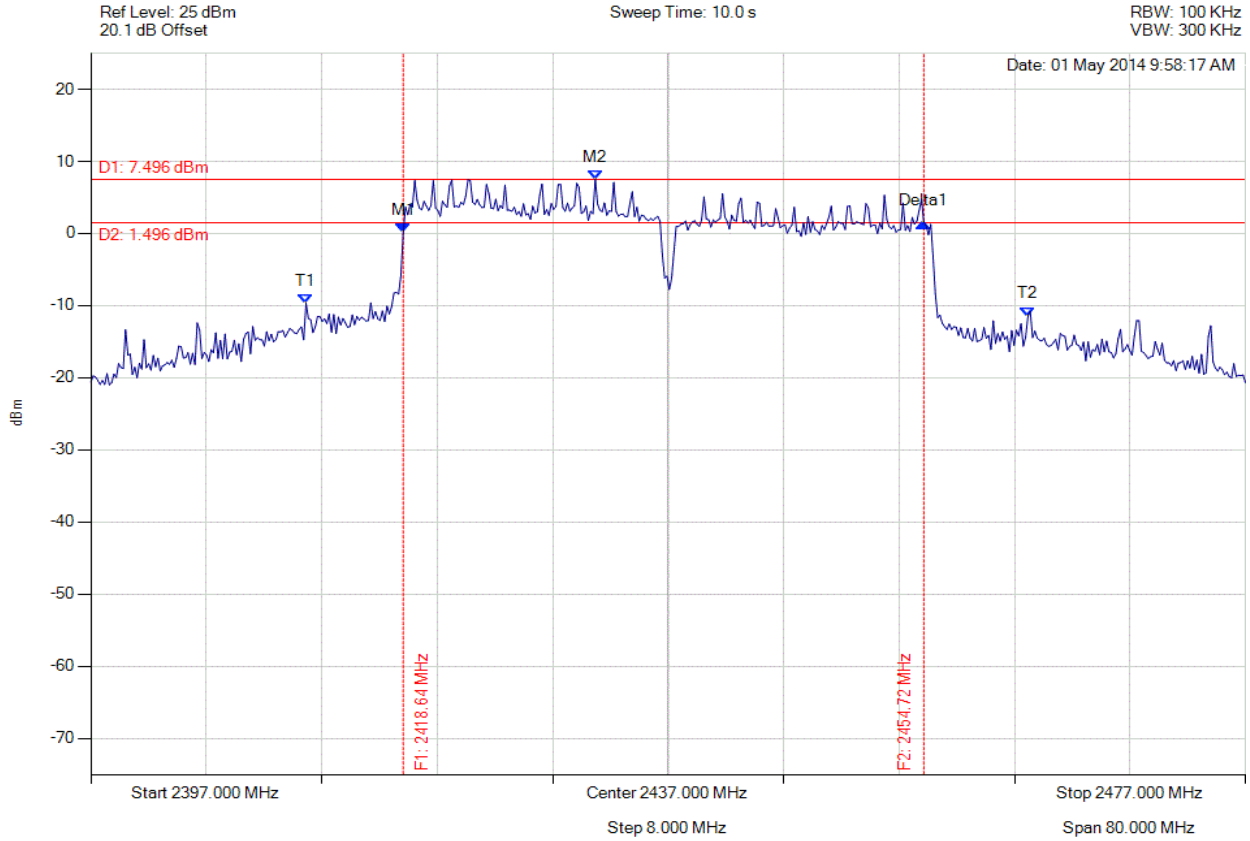

Analyser Setup	Marker : Frequency : Amplitude	Test Results
Detector = MAX PEAK Sweep Count = 0 RF Atten (dB) = 20 Trace Mode = VIEW	M1 : 2418.643 MHz : 0.070 dBm M2 : 2431.950 MHz : 7.496 dBm Delta1 : 36.072 MHz : 1.397 dB T1 : 2411.910 MHz : -9.671 dBm T2 : 2461.930 MHz : -11.453 dBm OBW : 50.020 MHz	Measured 6 dB Bandwidth: 36.072 MHz Limit: ≥500.0 kHz Margin: -35.57 MHz

Back to the Matrix

6 dB & 99% BANDWIDTH

Variant: 802.11n HT-40, Channel: 2452.00 MHz, Chain a, Temp: Ambient, Voltage: 3.3 Vdc

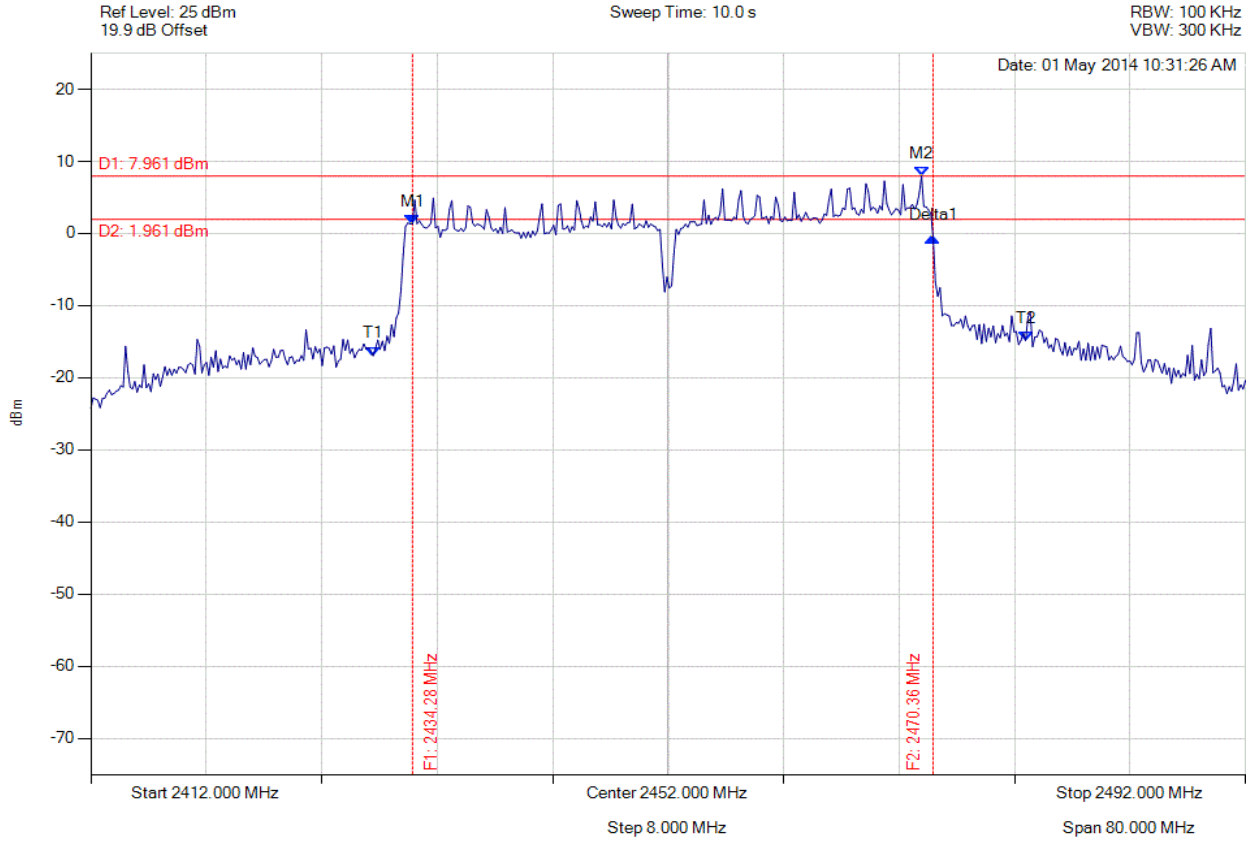

Analyser Setup	Marker : Frequency : Amplitude	Test Results
Detector = MAX PEAK Sweep Count = 0 RF Atten (dB) = 20 Trace Mode = VIEW	M1 : 2434.285 MHz : 1.313 dBm M2 : 2469.555 MHz : 7.961 dBm Delta1 : 36.072 MHz : -1.790 dB T1 : 2431.559 MHz : -16.958 dBm T2 : 2476.770 MHz : -14.874 dBm OBW : 45.210 MHz	Measured 6 dB Bandwidth: 36.072 MHz Limit: ≥500.0 kHz Margin: -35.57 MHz

Back to the Matrix

6 dB & 99% BANDWIDTH

Variant: 802.11n HT-40, Channel: 2452.00 MHz, Chain b, Temp: Ambient, Voltage: 3.3 Vdc

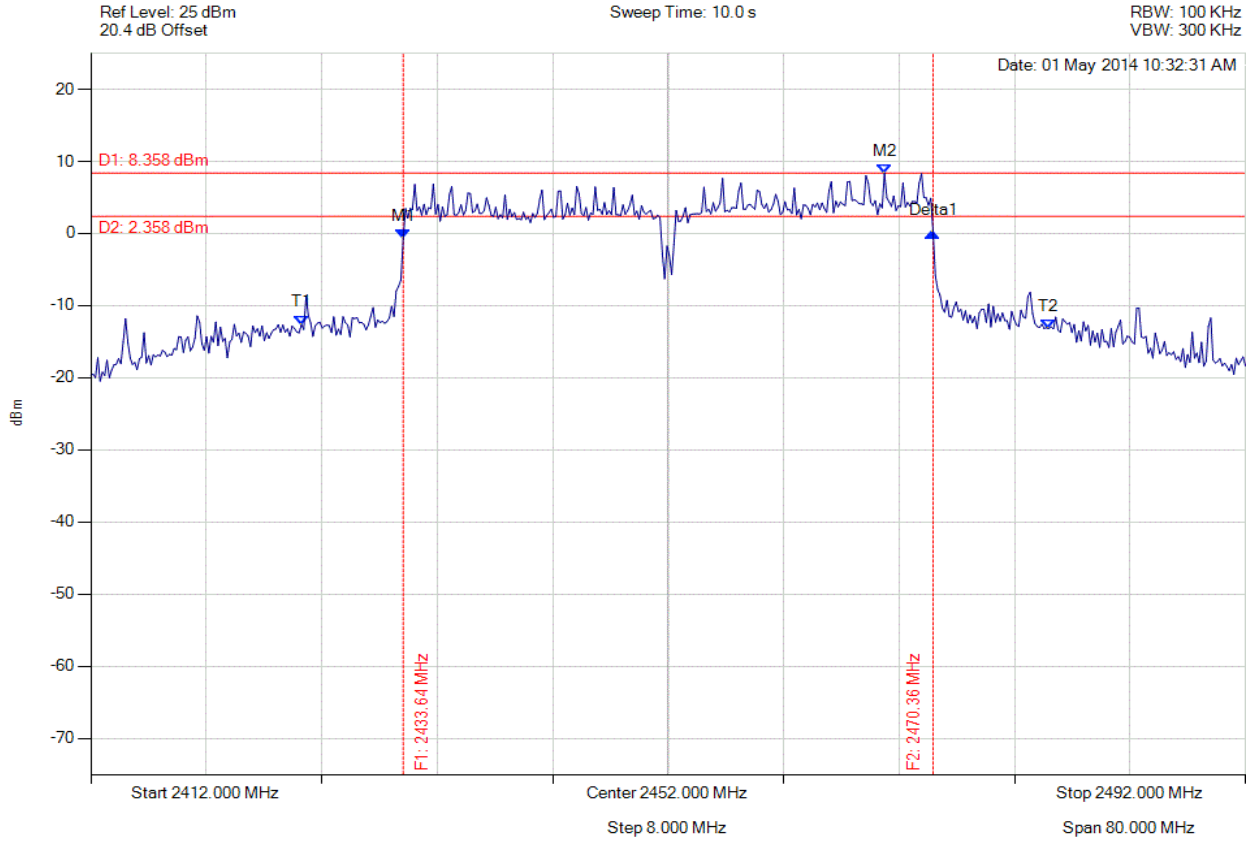

Analyser Setup	Marker : Frequency : Amplitude	Test Results
Detector = MAX PEAK Sweep Count = 0 RF Atten (dB) = 20 Trace Mode = VIEW	M1 : 2433.643 MHz : -0.731 dBm M2 : 2466.990 MHz : 8.358 dBm Delta1 : 36.713 MHz : 0.901 dB T1 : 2426.589 MHz : -12.620 dBm T2 : 2478.373 MHz : -13.208 dBm OBW : 51.784 MHz	Measured 6 dB Bandwidth: 36.713 MHz Limit: ≥500.0 kHz Margin: -36.21 MHz

Back to the Matrix

6 dB & 99% BANDWIDTH

Variant: 802.11n HT-40, Channel: 2452.00 MHz, Chain c, Temp: Ambient, Voltage: 3.3 Vdc

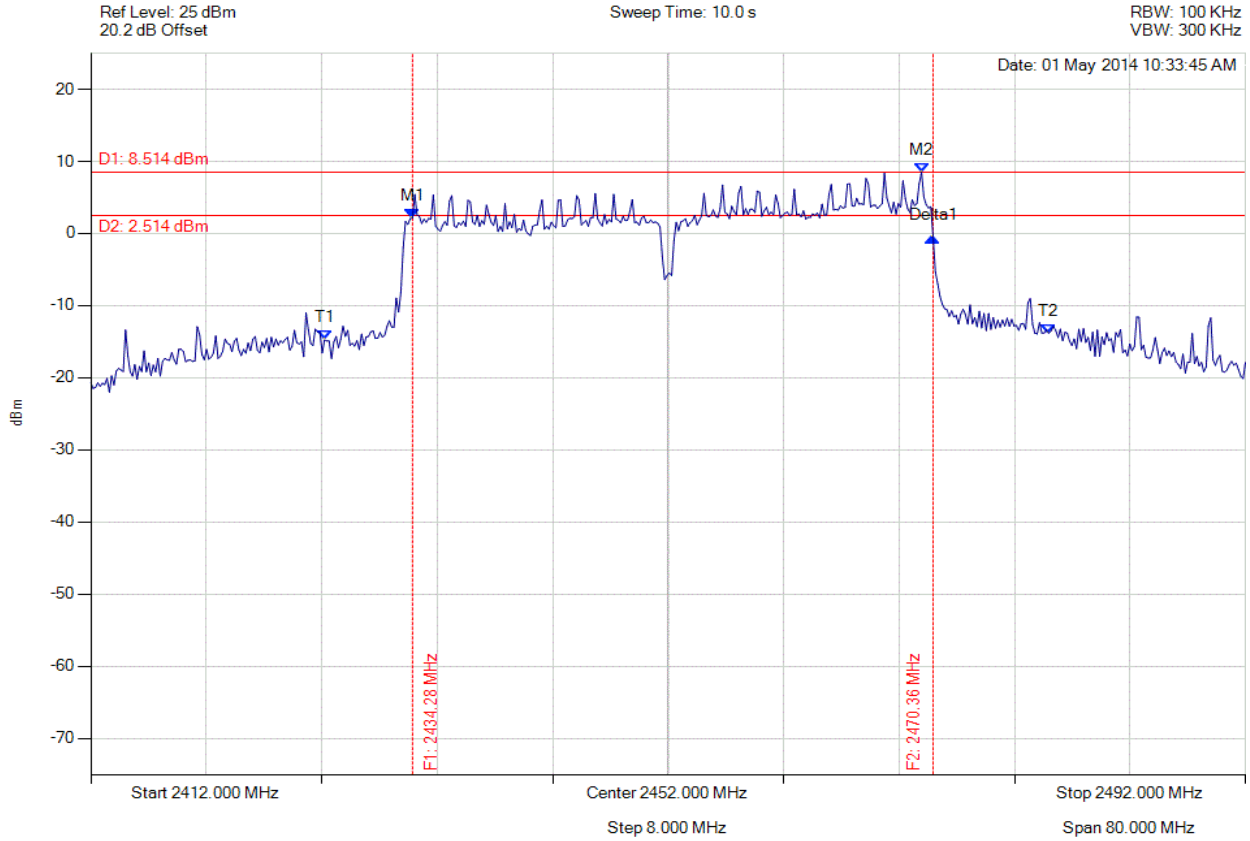

Analyser Setup	Marker : Frequency : Amplitude	Test Results
Detector = MAX PEAK Sweep Count = 0 RF Atten (dB) = 20 Trace Mode = VIEW	M1 : 2434.285 MHz : 2.159 dBm M2 : 2469.555 MHz : 8.514 dBm Delta1 : 36.072 MHz : -2.624 dB T1 : 2428.192 MHz : -14.764 dBm T2 : 2478.373 MHz : -13.822 dBm OBW : 50.180 MHz	Measured 6 dB Bandwidth: 36.072 MHz Limit: ≥500.0 kHz Margin: -35.57 MHz

Back to the Matrix