A.1.3. Conducted Spurious Emissions

CONDUCTED LOW BAND-EDGE EMISSIONS - AVERAGE

Variant: 802.11b, Channel: 2412.00 MHz, Chain a, Temp: Ambient, Voltage: 3.3 Vdc

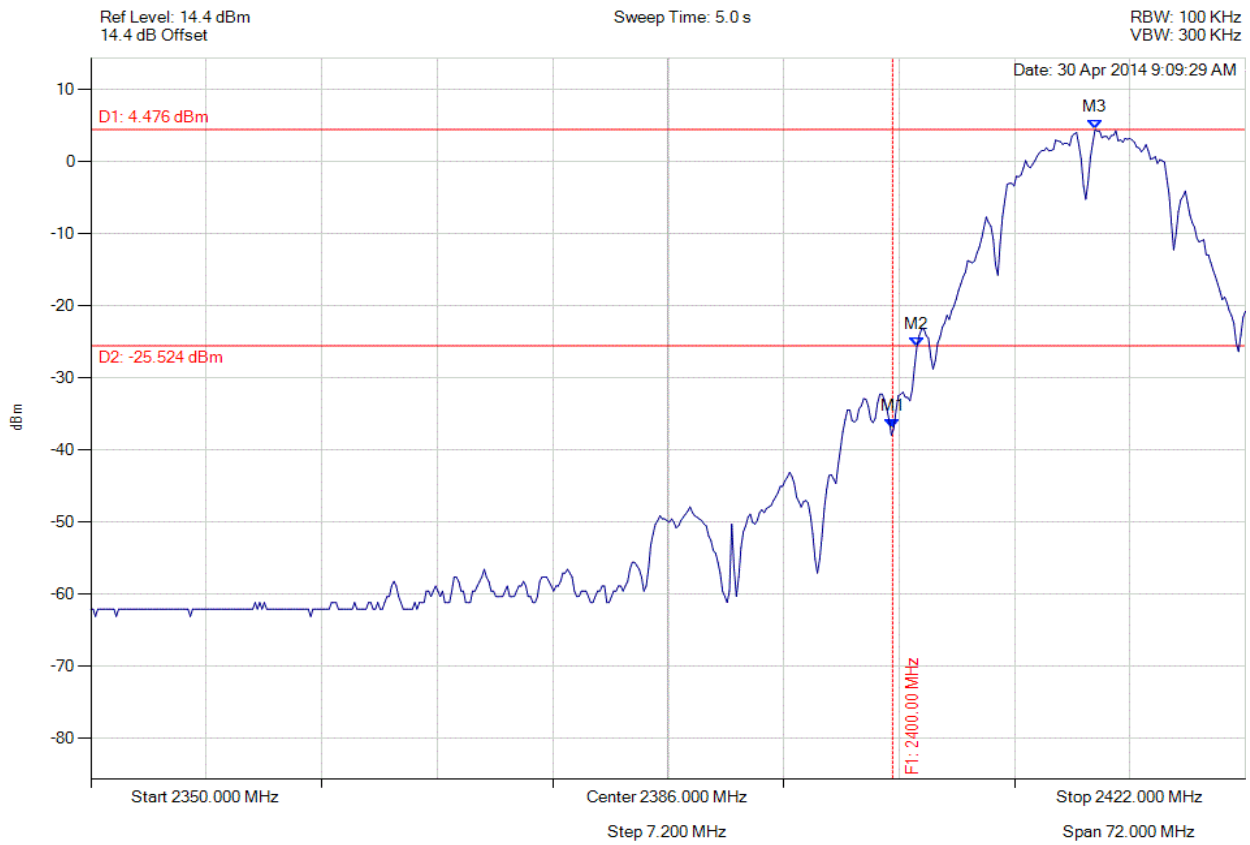

Analyser Setup	Marker : Frequency : Amplitude	Test Results
Detector = AVERAGE Sweep Count = 0 RF Atten (dB) = 20 Trace Mode = VIEW	M1 : 2400.000 MHz : -37.029 dBm M2 : 2401.511 MHz : -25.617 dBm M3 : 2412.621 MHz : 4.476 dBm	Channel Frequency: 2412.00 MHz

Back to the Matrix

CONDUCTED LOW BAND-EDGE EMISSIONS - AVERAGE

Variant: 802.11b, Channel: 2412.00 MHz, Chain b, Temp: Ambient, Voltage: 3.3 Vdc

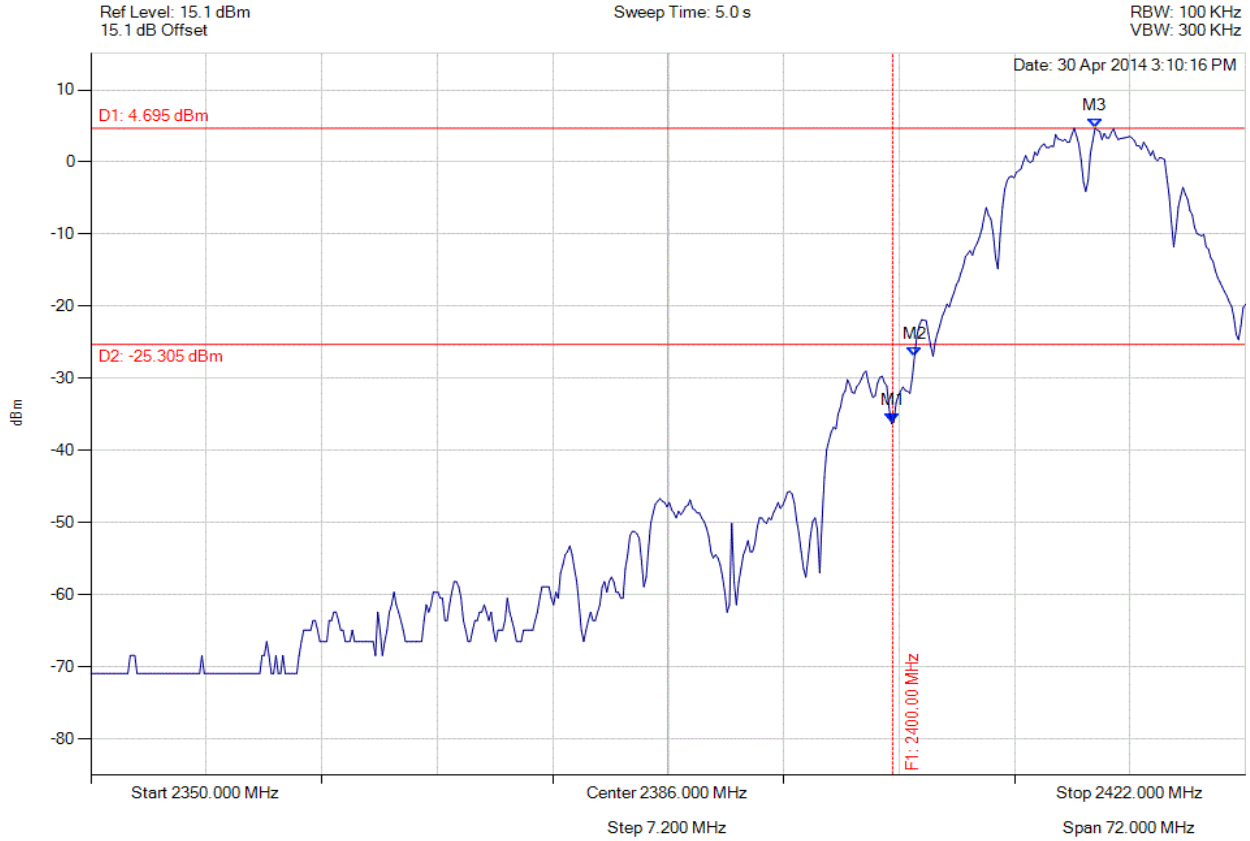

Analyser Setup	Marker : Frequency : Amplitude	Test Results
Detector = AVERAGE Sweep Count = 0 RF Atten (dB) = 10 Trace Mode = VIEW	M1 : 2400.000 MHz : -36.116 dBm M2 : 2401.367 MHz : -26.931 dBm M3 : 2412.621 MHz : 4.695 dBm	Channel Frequency: 2412.00 MHz

Back to the Matrix

CONDUCTED LOW BAND-EDGE EMISSIONS - AVERAGE

Variant: 802.11b, Channel: 2412.00 MHz, Chain c, Temp: Ambient, Voltage: 3.3 Vdc

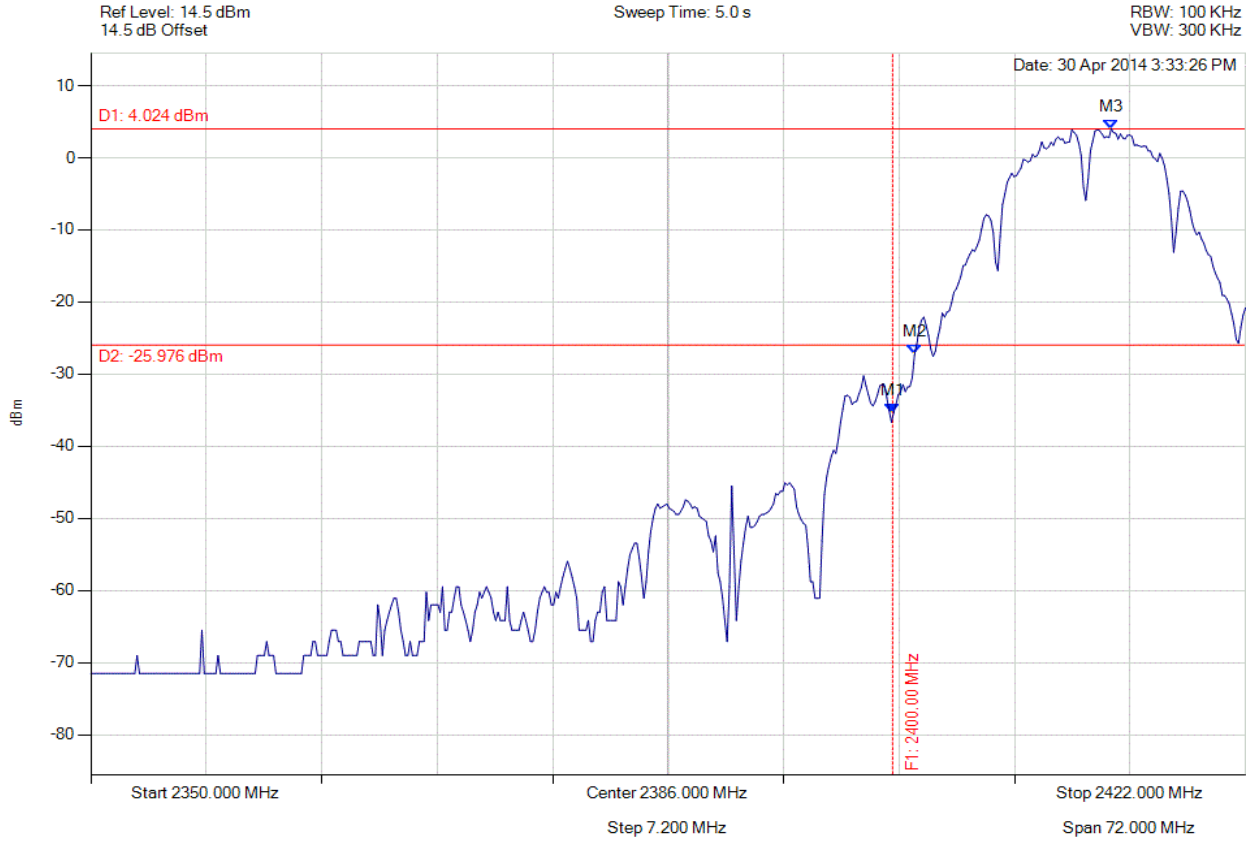

Analyser Setup	Marker : Frequency : Amplitude	Test Results
Detector = AVERAGE Sweep Count = 0 RF Atten (dB) = 10 Trace Mode = VIEW	M1 : 2400.000 MHz : -35.354 dBm M2 : 2401.367 MHz : -27.279 dBm M3 : 2413.631 MHz : 4.024 dBm	Channel Frequency: 2412.00 MHz

Back to the Matrix

CONDUCTED LOW BAND-EDGE EMISSIONS - AVERAGE

Variant: 802.11g, Channel: 2412.00 MHz, Chain a, Temp: Ambient, Voltage: 3.3 Vdc

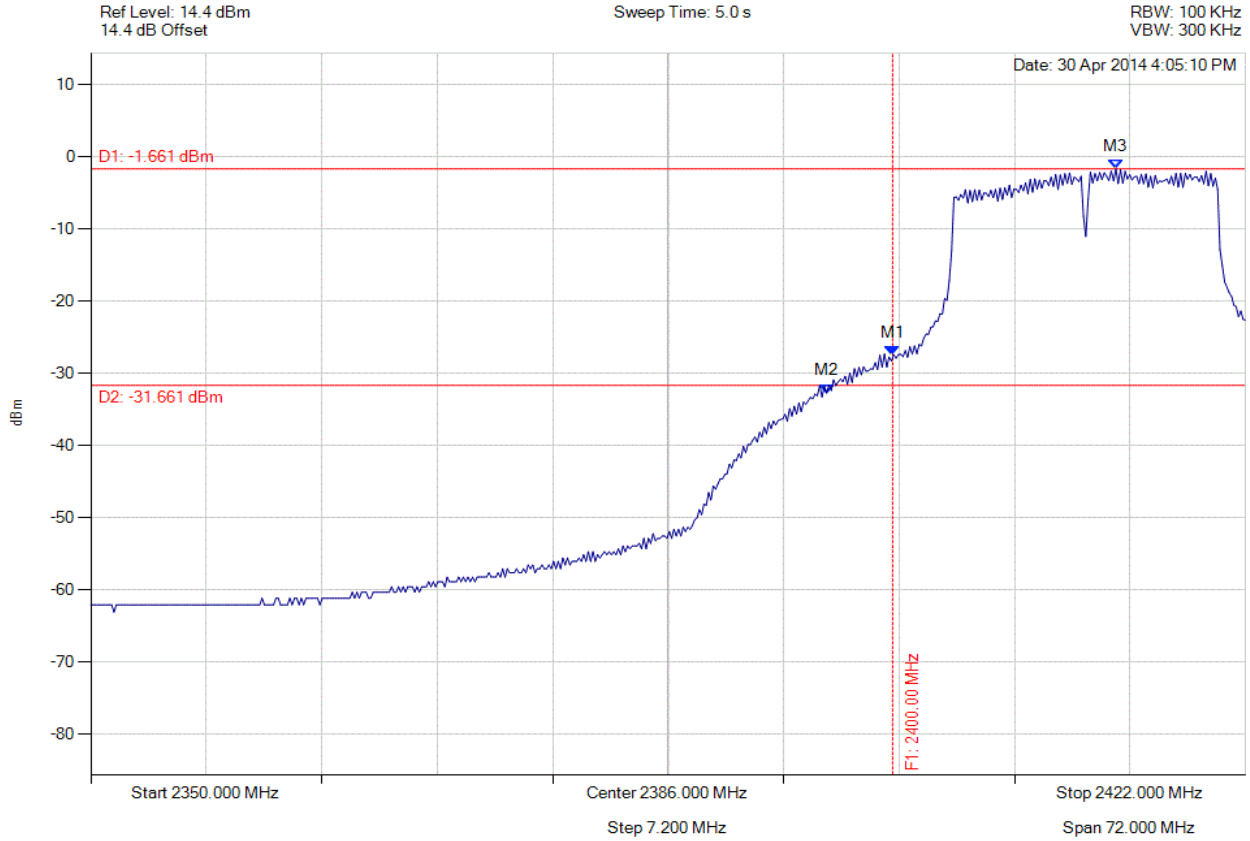

Analyser Setup	Marker : Frequency : Amplitude	Test Results
Detector = AVERAGE Sweep Count = 0 RF Atten (dB) = 20 Trace Mode = VIEW	M1 : 2400.000 MHz : -27.415 dBm M2 : 2395.884 MHz : -32.733 dBm M3 : 2413.920 MHz : -1.661 dBm	Channel Frequency: 2412.00 MHz

Back to the Matrix

CONDUCTED LOW BAND-EDGE EMISSIONS - AVERAGE

Variant: 802.11g, Channel: 2412.00 MHz, Chain a, Temp: Ambient, Voltage: 3.3 Vdc

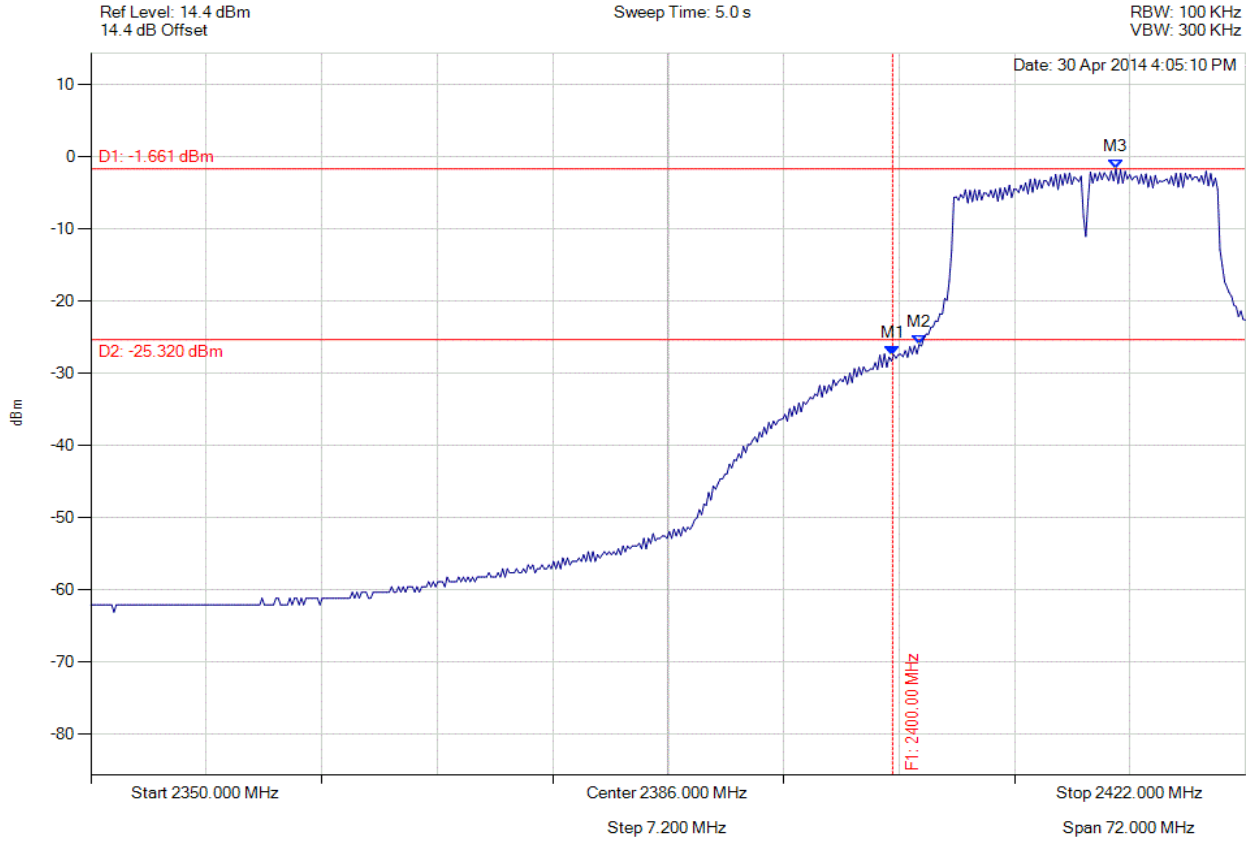

Analyser Setup	Marker : Frequency : Amplitude	Test Results
Detector = AVERAGE Sweep Count = 0 RF Atten (dB) = 20 Trace Mode = VIEW	M1 : 2400.000 MHz : -27.415 dBm M2 : 2401.655 MHz : -25.987 dBm M3 : 2413.920 MHz : -1.661 dBm	Channel Frequency: 2412.00 MHz

Back to the Matrix

CONDUCTED LOW BAND-EDGE EMISSIONS - AVERAGE

Variant: 802.11g, Channel: 2412.00 MHz, Chain b, Temp: Ambient, Voltage: 3.3 Vdc

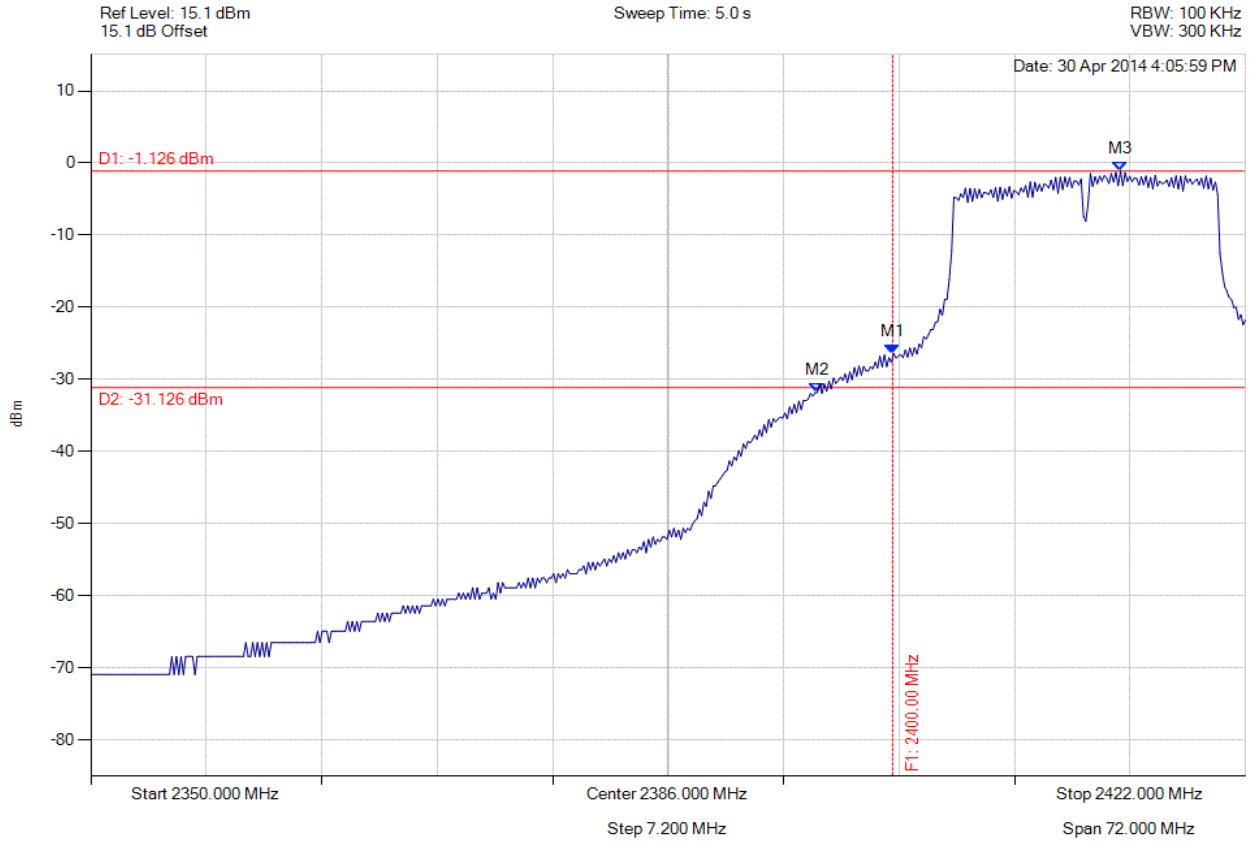

Analyser Setup	Marker : Frequency : Amplitude	Test Results
Detector = AVERAGE Sweep Count = 0 RF Atten (dB) = 10 Trace Mode = VIEW	M1 : 2400.000 MHz : -26.400 dBm M2 : 2395.307 MHz : -31.806 dBm M3 : 2414.208 MHz : -1.126 dBm	Channel Frequency: 2412.00 MHz

Back to the Matrix

CONDUCTED LOW BAND-EDGE EMISSIONS - AVERAGE

Variant: 802.11g, Channel: 2412.00 MHz, Chain b, Temp: Ambient, Voltage: 3.3 Vdc

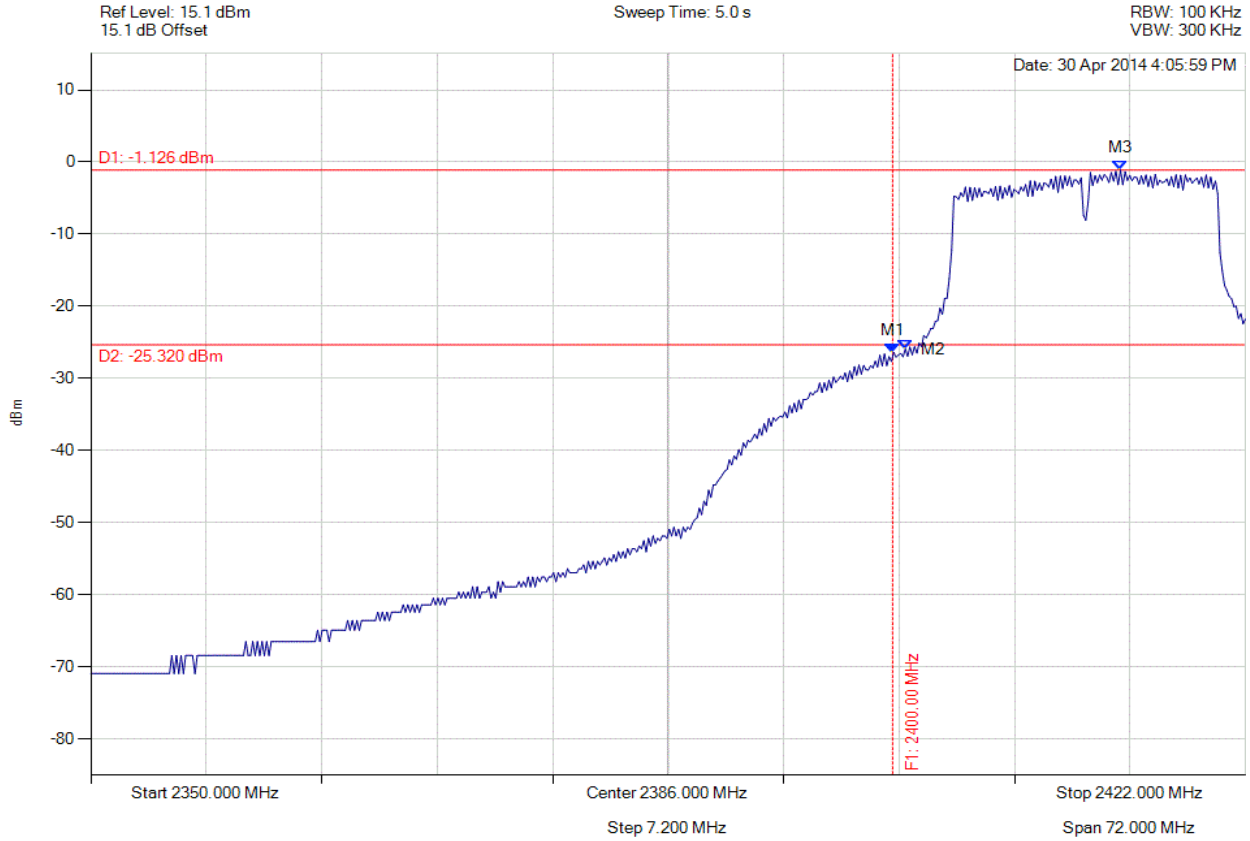

Analyser Setup	Marker : Frequency : Amplitude	Test Results
Detector = AVERAGE Sweep Count = 0 RF Atten (dB) = 10 Trace Mode = VIEW	M1 : 2400.000 MHz : -26.400 dBm M2 : 2400.790 MHz : -25.931 dBm M3 : 2414.208 MHz : -1.126 dBm	Channel Frequency: 2412.00 MHz

Back to the Matrix

CONDUCTED LOW BAND-EDGE EMISSIONS - AVERAGE

Variant: 802.11g, Channel: 2412.00 MHz, Chain c, Temp: Ambient, Voltage: 3.3 Vdc

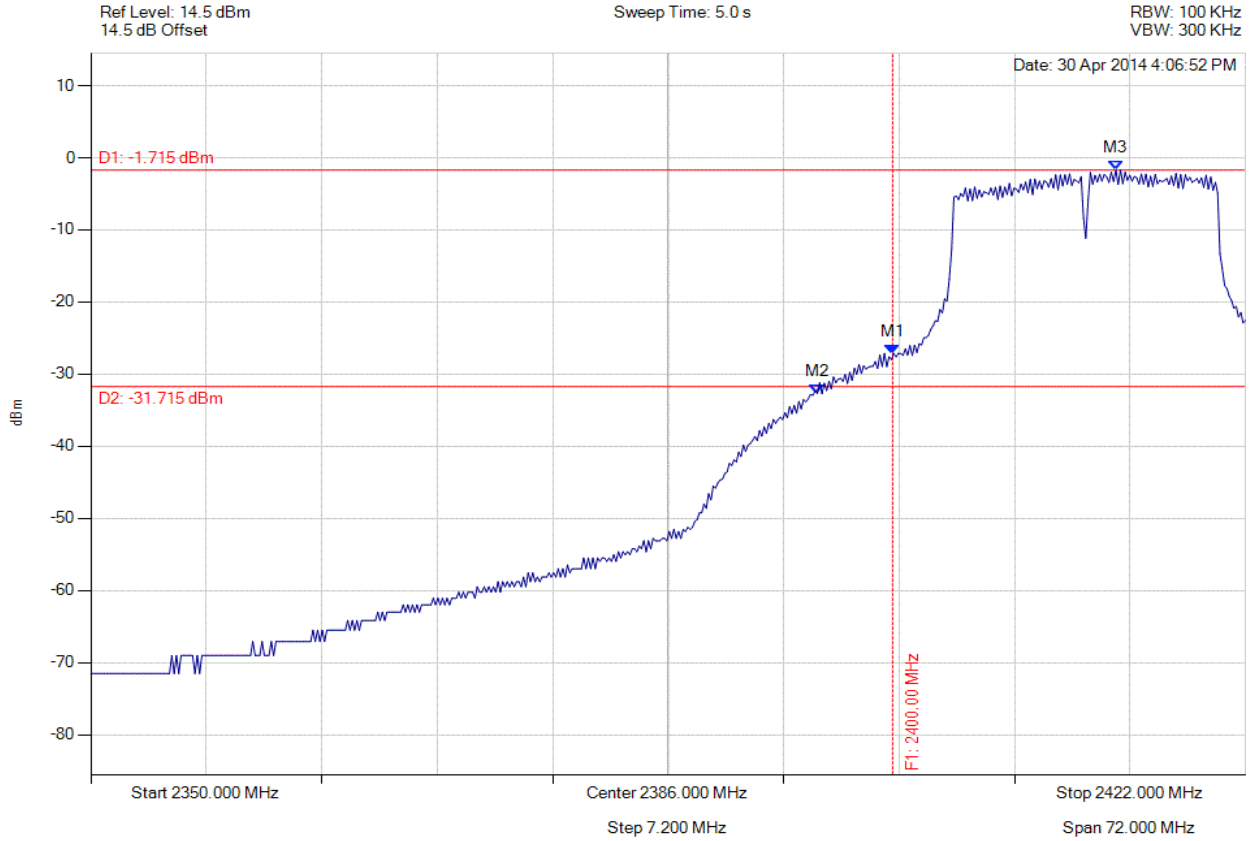

Analyser Setup	Marker : Frequency : Amplitude	Test Results
Detector = AVERAGE Sweep Count = 0 RF Atten (dB) = 10 Trace Mode = VIEW	M1 : 2400.000 MHz : -27.138 dBm M2 : 2395.307 MHz : -32.699 dBm M3 : 2413.920 MHz : -1.715 dBm	Channel Frequency: 2412.00 MHz

Back to the Matrix

CONDUCTED LOW BAND-EDGE EMISSIONS - AVERAGE

Variant: 802.11g, Channel: 2412.00 MHz, Chain c, Temp: Ambient, Voltage: 3.3 Vdc

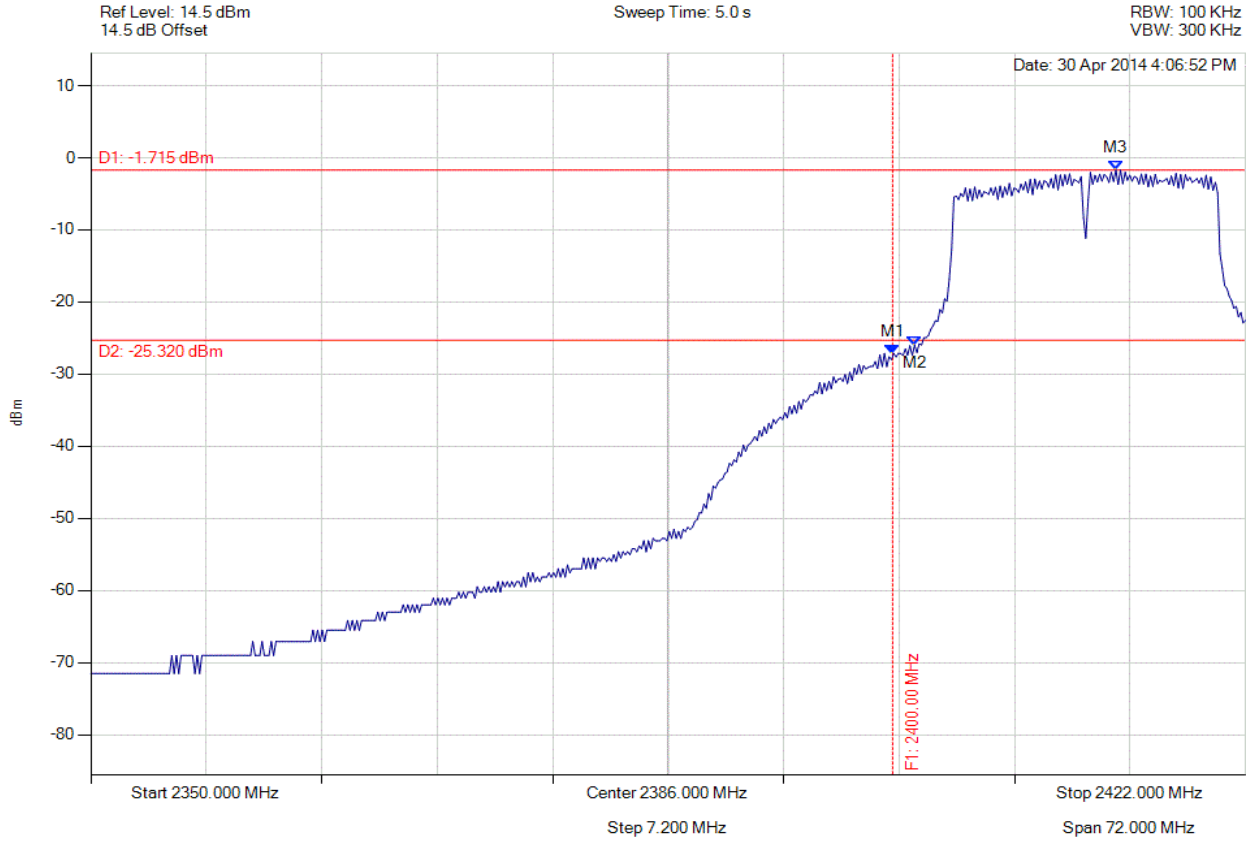

Analyser Setup	Marker : Frequency : Amplitude	Test Results
Detector = AVERAGE Sweep Count = 0 RF Atten (dB) = 10 Trace Mode = VIEW	M1 : 2400.000 MHz : -27.138 dBm M2 : 2401.367 MHz : -25.994 dBm M3 : 2413.920 MHz : -1.715 dBm	Channel Frequency: 2412.00 MHz

Back to the Matrix

CONDUCTED LOW BAND-EDGE EMISSIONS - AVERAGE

Variant: 802.11n HT-20, Channel: 2412.00 MHz, Chain a, Temp: Ambient, Voltage: 3.3 Vdc

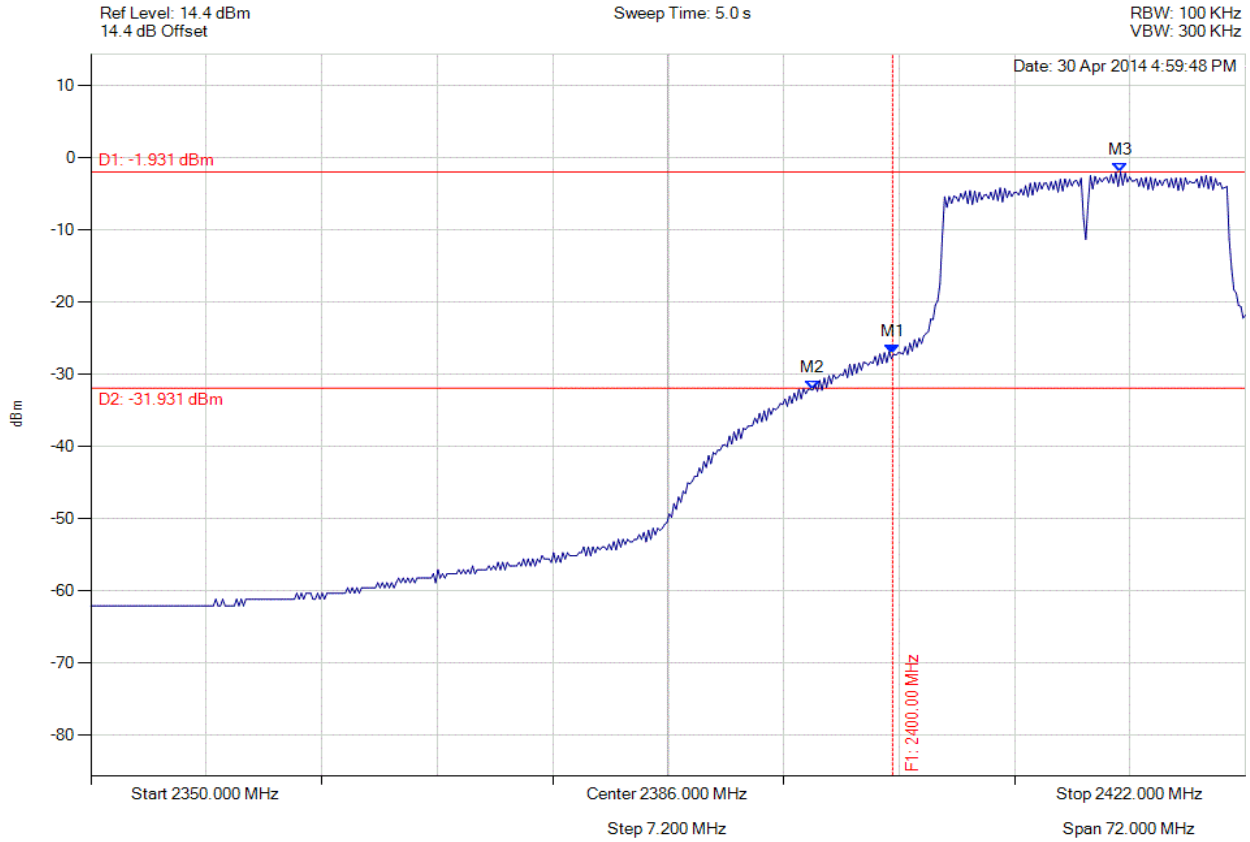

Analyser Setup	Marker : Frequency : Amplitude	Test Results
Detector = AVERAGE Sweep Count = 0 RF Atten (dB) = 20 Trace Mode = VIEW	M1 : 2400.000 MHz : -27.203 dBm M2 : 2395.018 MHz : -32.160 dBm M3 : 2414.208 MHz : -1.931 dBm	Channel Frequency: 2412.00 MHz

Back to the Matrix

CONDUCTED LOW BAND-EDGE EMISSIONS - AVERAGE

Variant: 802.11n HT-20, Channel: 2412.00 MHz, Chain a, Temp: Ambient, Voltage: 3.3 Vdc

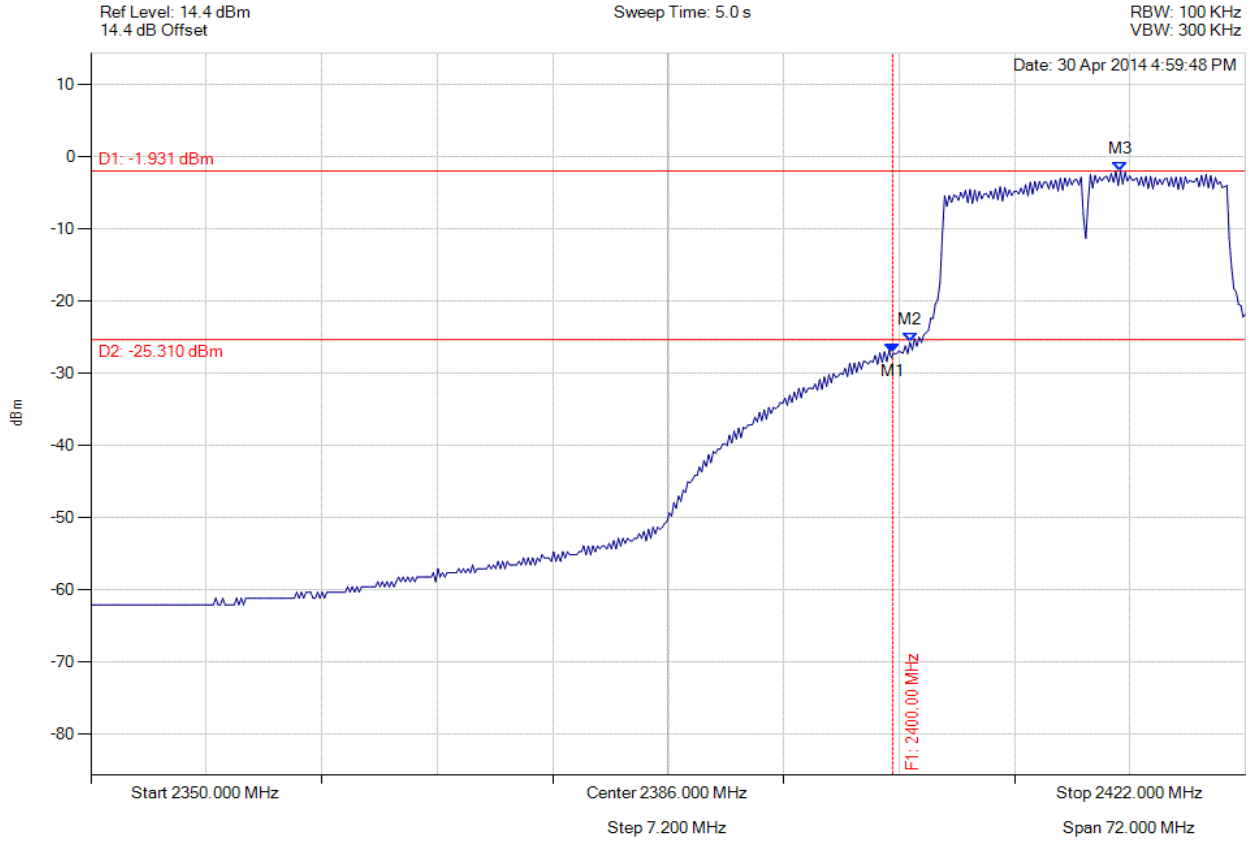

Analyser Setup	Marker : Frequency : Amplitude	Test Results
Detector = AVERAGE Sweep Count = 0 RF Atten (dB) = 20 Trace Mode = VIEW	M1 : 2400.000 MHz : -27.203 dBm M2 : 2401.078 MHz : -25.690 dBm M3 : 2414.208 MHz : -1.931 dBm	Channel Frequency: 2412.00 MHz

Back to the Matrix

CONDUCTED LOW BAND-EDGE EMISSIONS - AVERAGE

Variant: 802.11n HT-20, Channel: 2412.00 MHz, Chain b, Temp: Ambient, Voltage: 3.3 Vdc

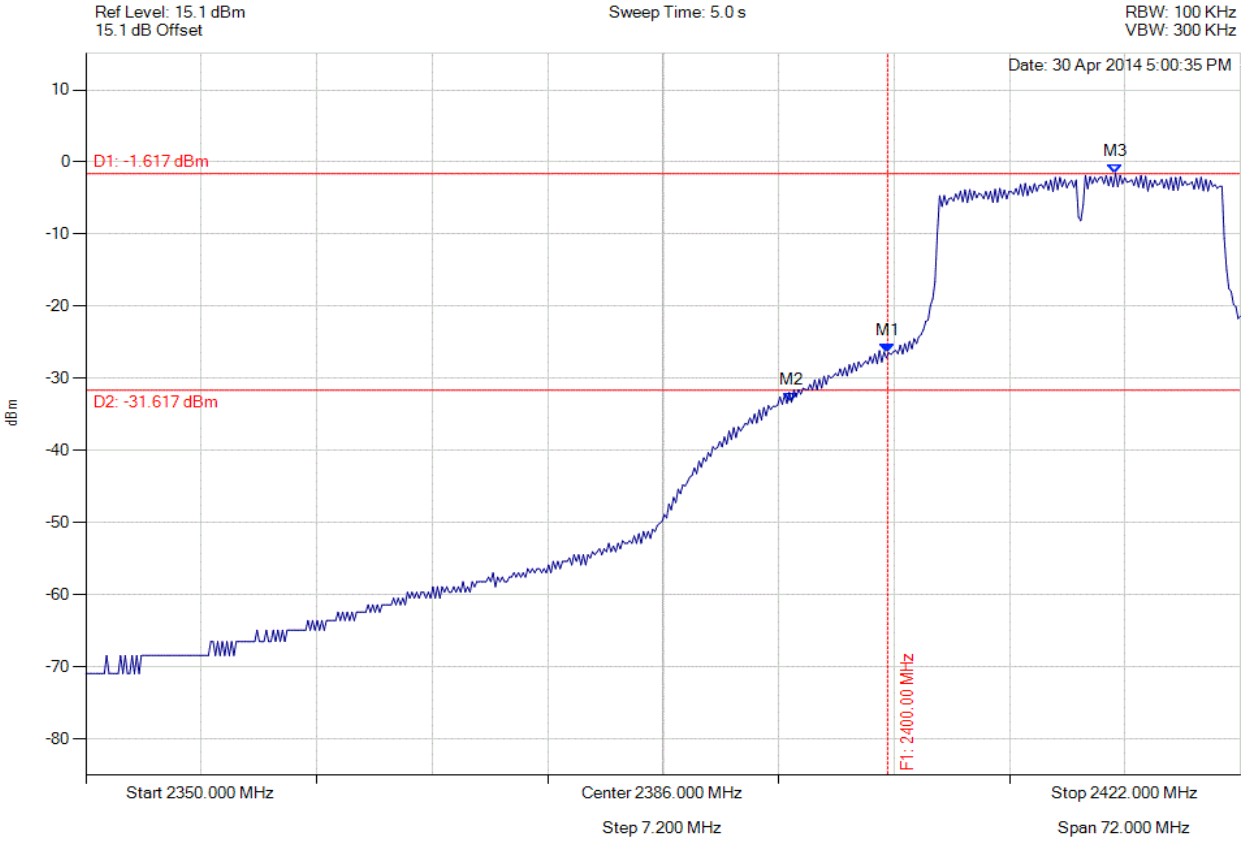

Analyser Setup	Marker : Frequency : Amplitude	Test Results
Detector = AVERAGE Sweep Count = 0 RF Atten (dB) = 10 Trace Mode = VIEW	M1 : 2400.000 MHz : -26.434 dBm M2 : 2394.008 MHz : -33.307 dBm M3 : 2414.208 MHz : -1.617 dBm	Channel Frequency: 2412.00 MHz

Back to the Matrix

CONDUCTED LOW BAND-EDGE EMISSIONS - AVERAGE

Variant: 802.11n HT-20, Channel: 2412.00 MHz, Chain b, Temp: Ambient, Voltage: 3.3 Vdc

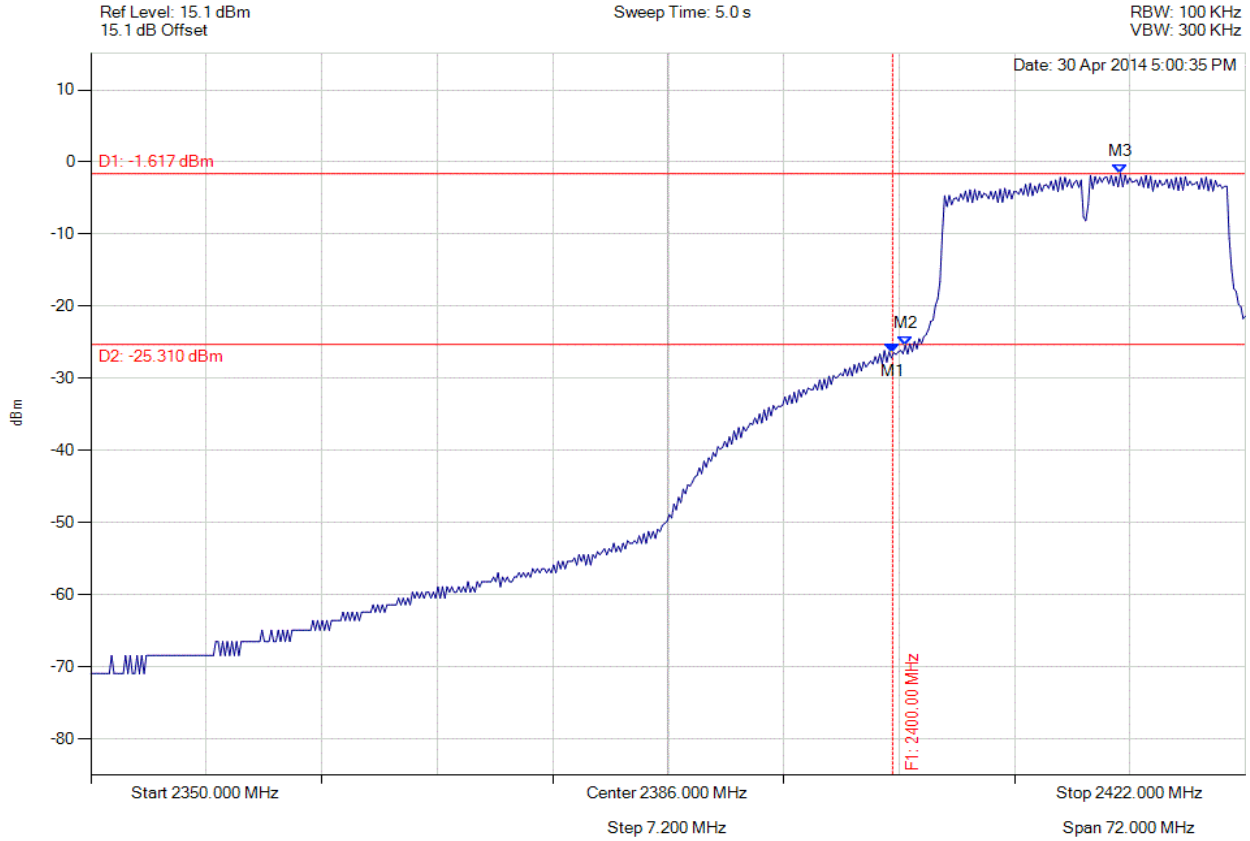

Analyser Setup	Marker : Frequency : Amplitude	Test Results
Detector = AVERAGE Sweep Count = 0 RF Atten (dB) = 10 Trace Mode = VIEW	M1 : 2400.000 MHz : -26.434 dBm M2 : 2400.790 MHz : -25.394 dBm M3 : 2414.208 MHz : -1.617 dBm	Channel Frequency: 2412.00 MHz

Back to the Matrix

CONDUCTED LOW BAND-EDGE EMISSIONS - AVERAGE

Variant: 802.11n HT-20, Channel: 2412.00 MHz, Chain c, Temp: Ambient, Voltage: 3.3 Vdc

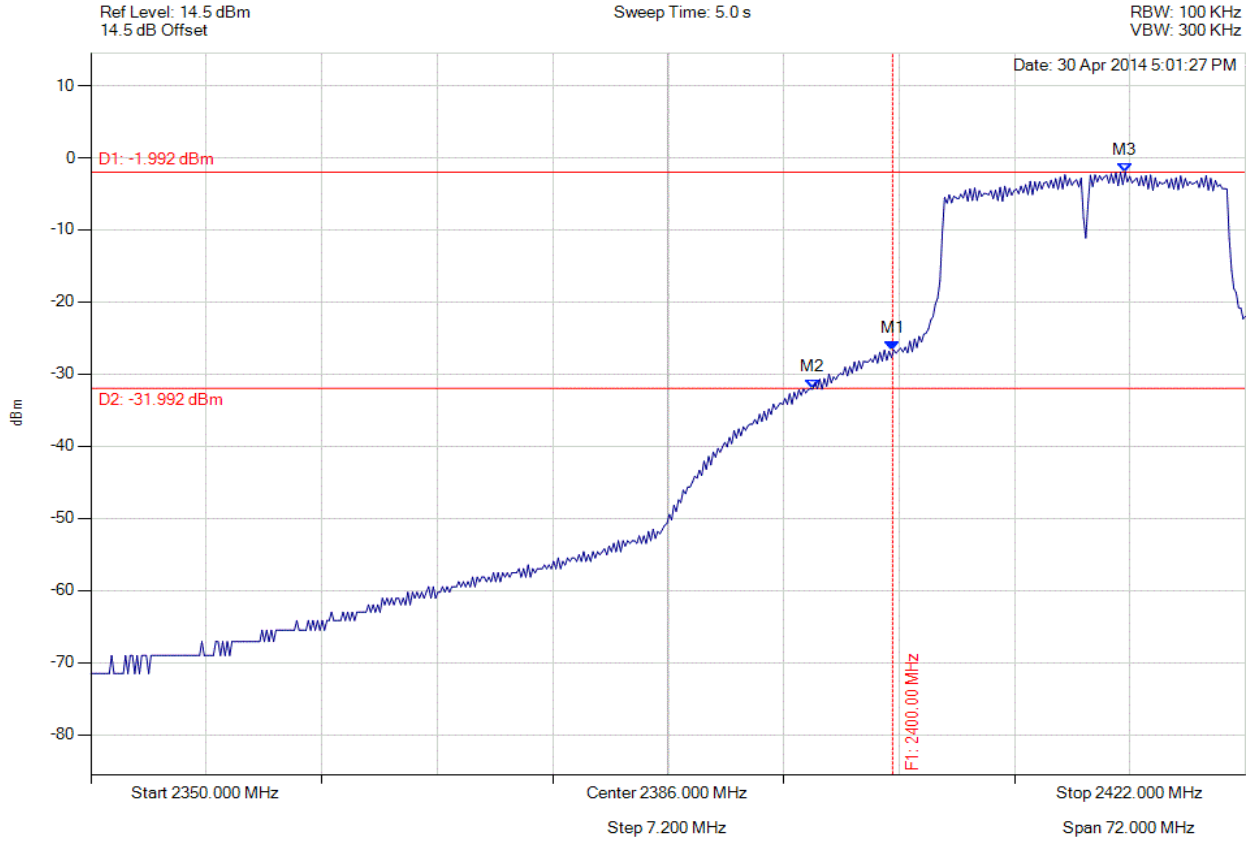

Analyser Setup	Marker : Frequency : Amplitude	Test Results
Detector = AVERAGE Sweep Count = 0 RF Atten (dB) = 10 Trace Mode = VIEW	M1 : 2400.000 MHz : -26.662 dBm M2 : 2395.018 MHz : -32.091 dBm M3 : 2414.497 MHz : -1.992 dBm	Channel Frequency: 2412.00 MHz

Back to the Matrix

CONDUCTED LOW BAND-EDGE EMISSIONS - AVERAGE

Variant: 802.11n HT-20, Channel: 2412.00 MHz, Chain c, Temp: Ambient, Voltage: 3.3 Vdc

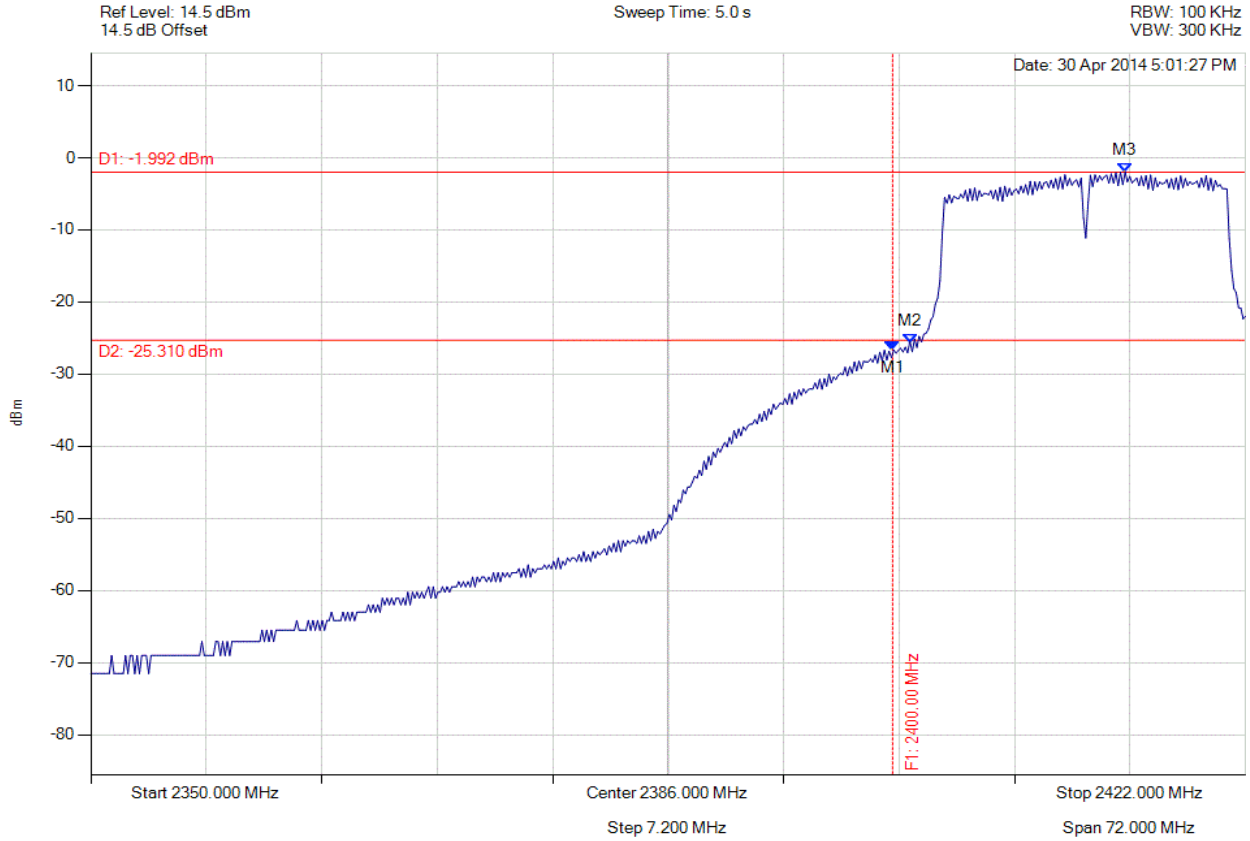

Analyser Setup	Marker : Frequency : Amplitude	Test Results
Detector = AVERAGE Sweep Count = 0 RF Atten (dB) = 10 Trace Mode = VIEW	M1 : 2400.000 MHz : -26.662 dBm M2 : 2401.078 MHz : -25.690 dBm M3 : 2414.497 MHz : -1.992 dBm	Channel Frequency: 2412.00 MHz

Back to the Matrix

CONDUCTED LOW BAND-EDGE EMISSIONS - AVERAGE

Variant: 802.11n HT-40, Channel: 2422.00 MHz, Chain a, Temp: Ambient, Voltage: 3.3 Vdc

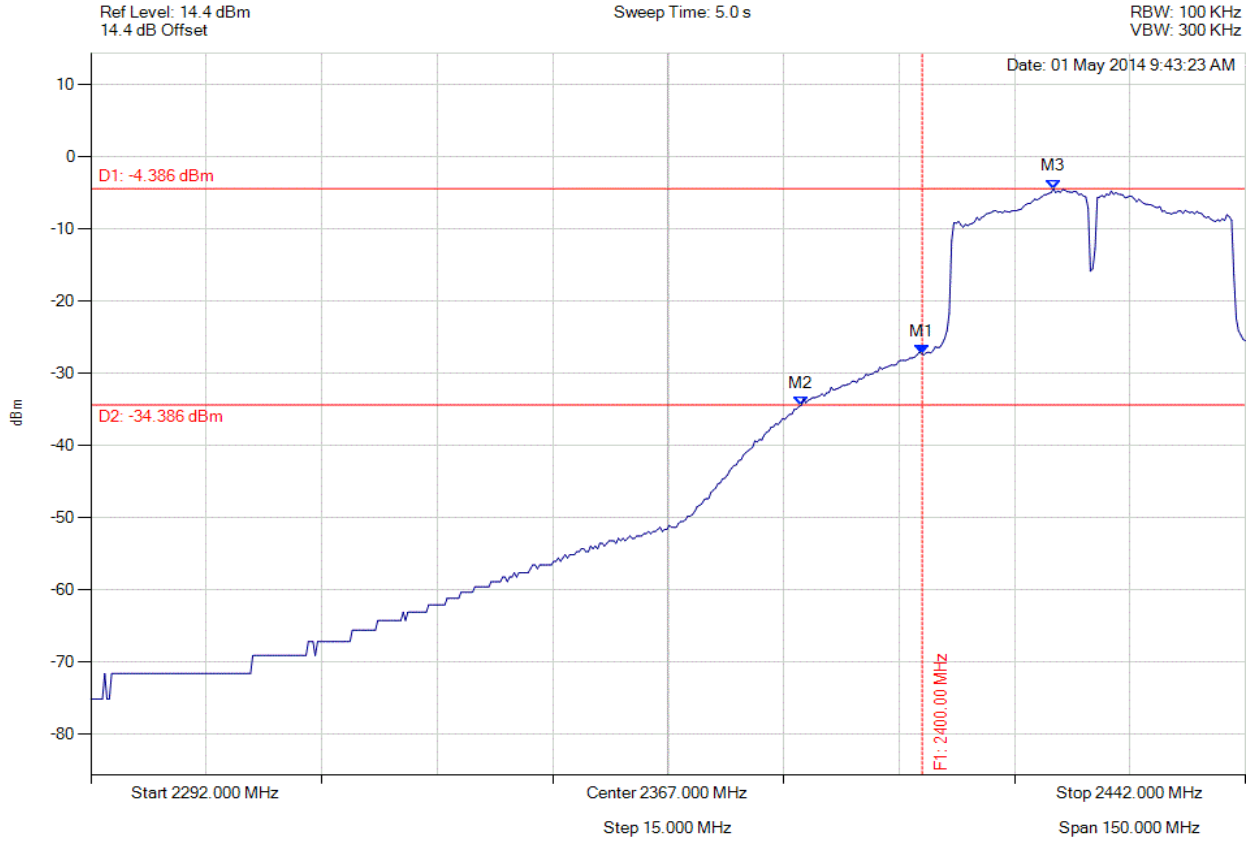

Analyser Setup	Marker : Frequency : Amplitude	Test Results
Detector = AVERAGE Sweep Count = 0 RF Atten (dB) = 10 Trace Mode = VIEW	M1 : 2400.000 MHz : -27.238 dBm M2 : 2384.285 MHz : -34.436 dBm M3 : 2417.050 MHz : -4.386 dBm	Channel Frequency: 2422.00 MHz

Back to the Matrix

CONDUCTED LOW BAND-EDGE EMISSIONS - AVERAGE

Variant: 802.11n HT-40, Channel: 2422.00 MHz, Chain a, Temp: Ambient, Voltage: 3.3 Vdc

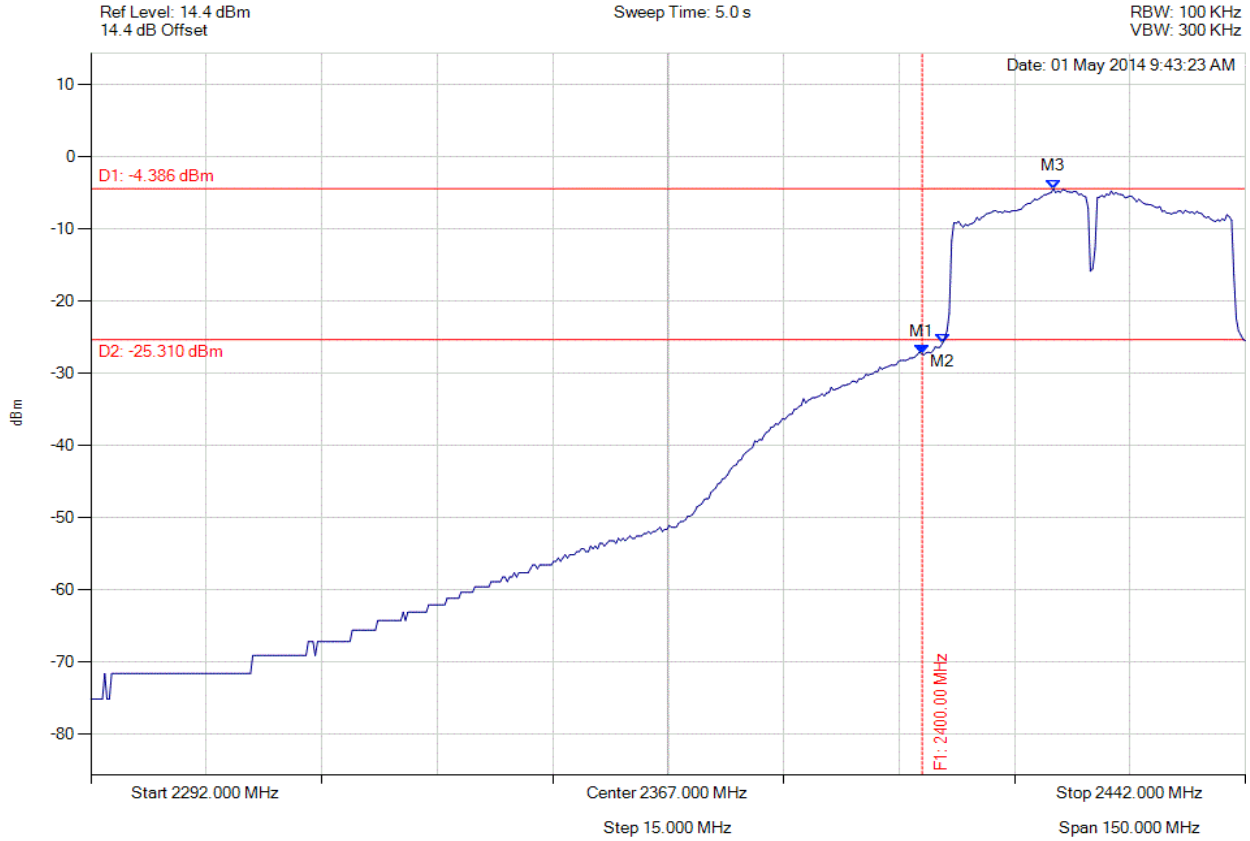

Analyser Setup	Marker : Frequency : Amplitude	Test Results
Detector = AVERAGE Sweep Count = 0 RF Atten (dB) = 10 Trace Mode = VIEW	M1 : 2400.000 MHz : -27.238 dBm M2 : 2402.621 MHz : -25.837 dBm M3 : 2417.050 MHz : -4.386 dBm	Channel Frequency: 2422.00 MHz

Back to the Matrix

CONDUCTED LOW BAND-EDGE EMISSIONS - AVERAGE

Variant: 802.11n HT-40, Channel: 2422.00 MHz, Chain b, Temp: Ambient, Voltage: 3.3 Vdc

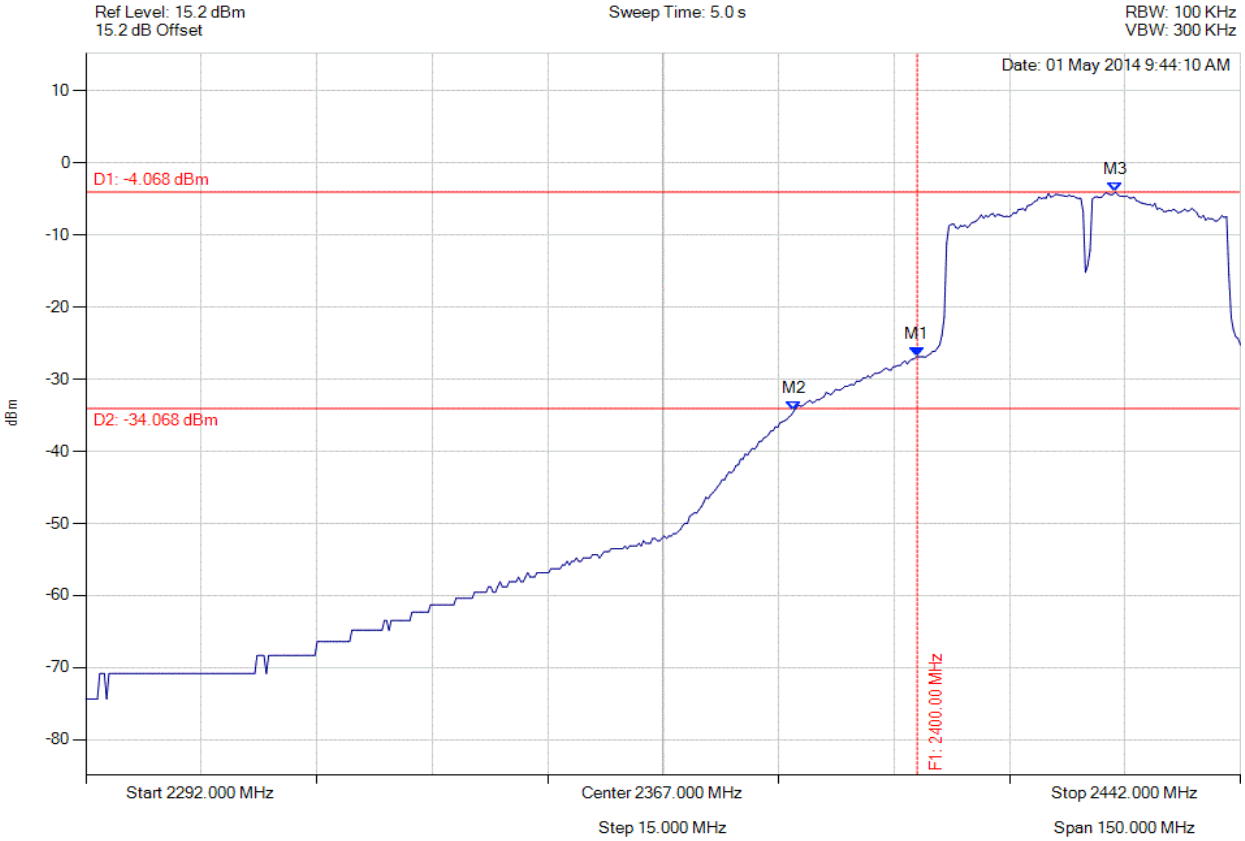

Analyser Setup	Marker : Frequency : Amplitude	Test Results
Detector = AVERAGE Sweep Count = 0 RF Atten (dB) = 10 Trace Mode = VIEW	M1 : 2400.000 MHz : -26.868 dBm M2 : 2383.984 MHz : -34.388 dBm M3 : 2425.768 MHz : -4.068 dBm	Channel Frequency: 2422.00 MHz

Back to the Matrix

CONDUCTED LOW BAND-EDGE EMISSIONS - AVERAGE

Variant: 802.11n HT-40, Channel: 2422.00 MHz, Chain b, Temp: Ambient, Voltage: 3.3 Vdc

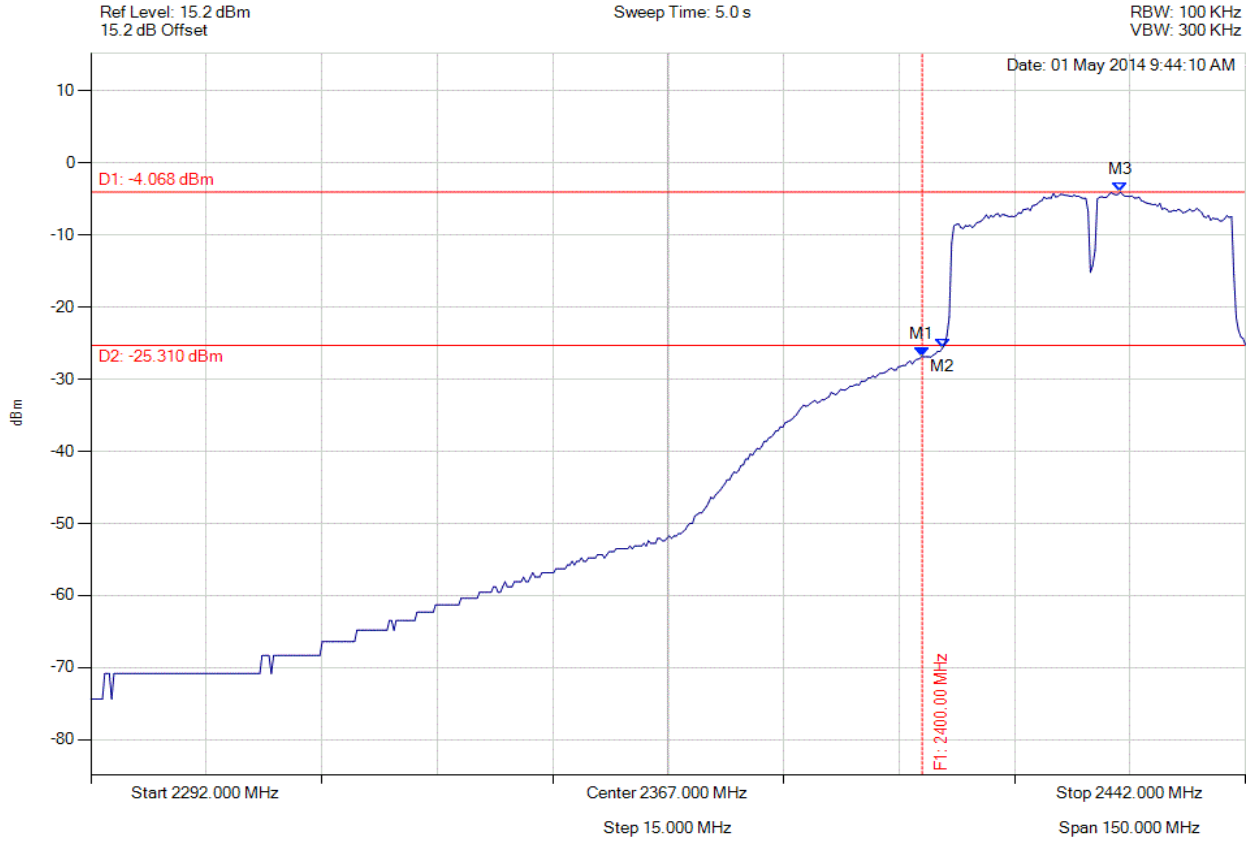

Analyser Setup	Marker : Frequency : Amplitude	Test Results
Detector = AVERAGE Sweep Count = 0 RF Atten (dB) = 10 Trace Mode = VIEW	M1 : 2400.000 MHz : -26.868 dBm M2 : 2402.621 MHz : -25.717 dBm M3 : 2425.768 MHz : -4.068 dBm	Channel Frequency: 2422.00 MHz

Back to the Matrix

CONDUCTED LOW BAND-EDGE EMISSIONS - AVERAGE

Variant: 802.11n HT-40, Channel: 2422.00 MHz, Chain c, Temp: Ambient, Voltage: 3.3 Vdc

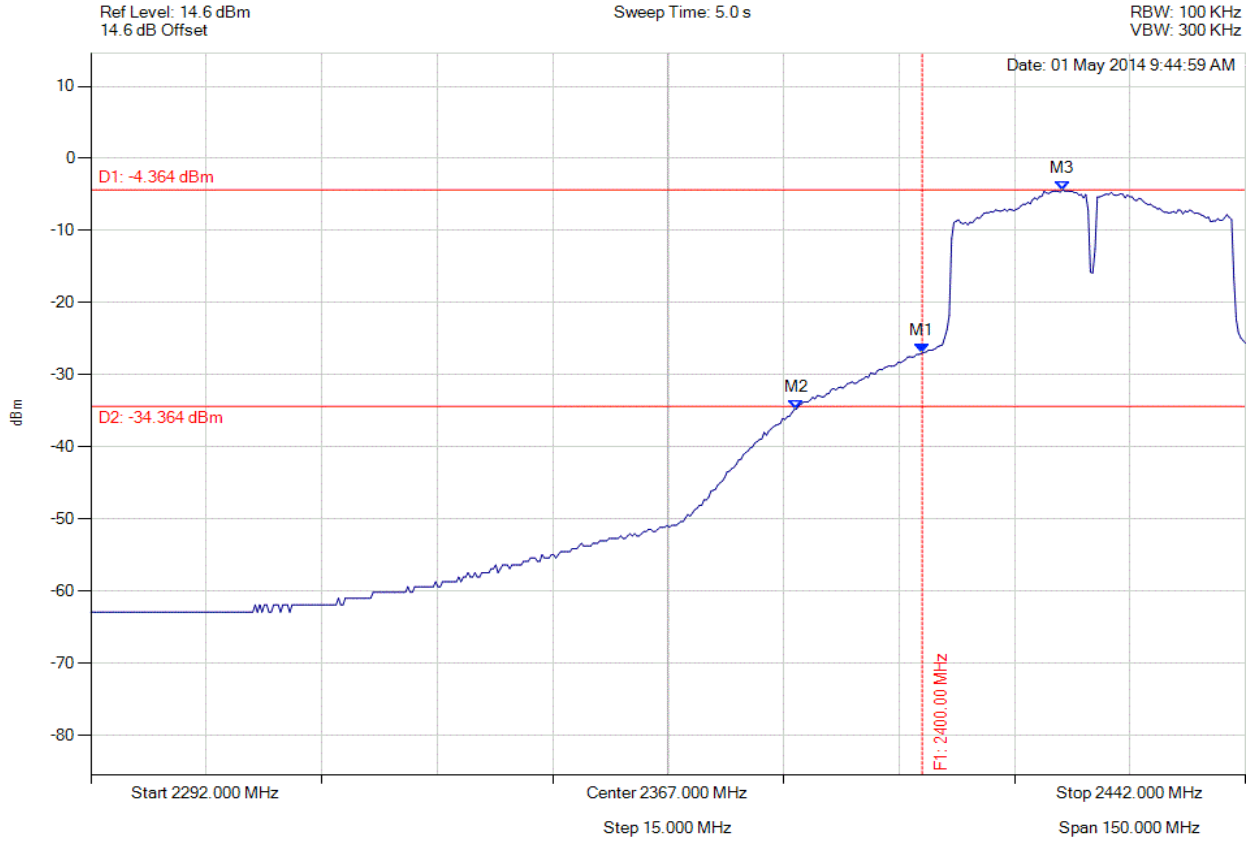

Analyser Setup	Marker : Frequency : Amplitude	Test Results
Detector = AVERAGE Sweep Count = 0 RF Atten (dB) = 20 Trace Mode = VIEW	M1 : 2400.000 MHz : -27.021 dBm M2 : 2383.683 MHz : -34.730 dBm M3 : 2418.253 MHz : -4.364 dBm	Channel Frequency: 2422.00 MHz

Back to the Matrix

CONDUCTED LOW BAND-EDGE EMISSIONS - AVERAGE

Variant: 802.11n HT-40, Channel: 2422.00 MHz, Chain c, Temp: Ambient, Voltage: 3.3 Vdc

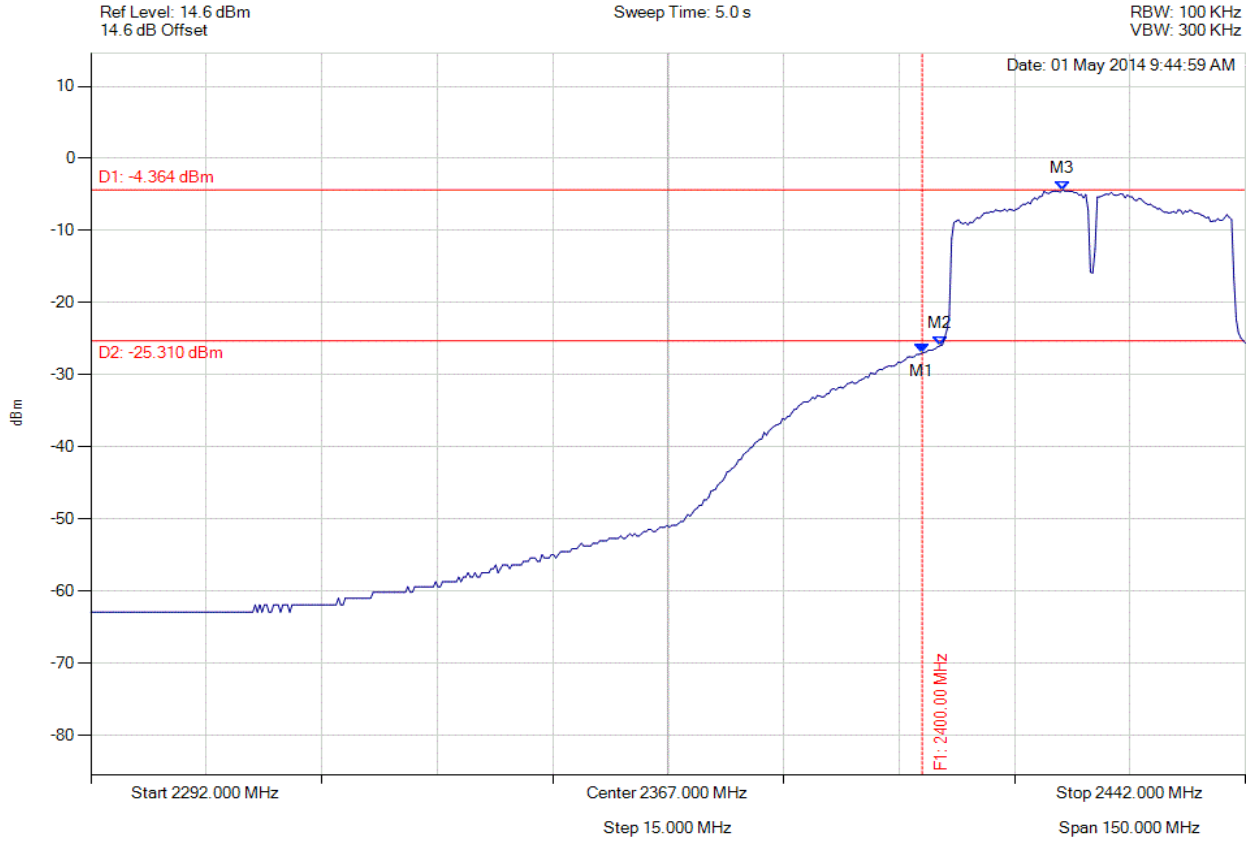

Analyser Setup	Marker : Frequency : Amplitude	Test Results
Detector = AVERAGE Sweep Count = 0 RF Atten (dB) = 20 Trace Mode = VIEW	M1 : 2400.000 MHz : -27.021 dBm M2 : 2402.321 MHz : -25.971 dBm M3 : 2418.253 MHz : -4.364 dBm	Channel Frequency: 2422.00 MHz

Back to the Matrix

CONDUCTED HIGH BAND-EDGE EMISSIONS - AVERAGE

Variant: 802.11b, Channel: 2462.00 MHz, Chain a, Temp: Ambient, Voltage: 3.3 Vdc

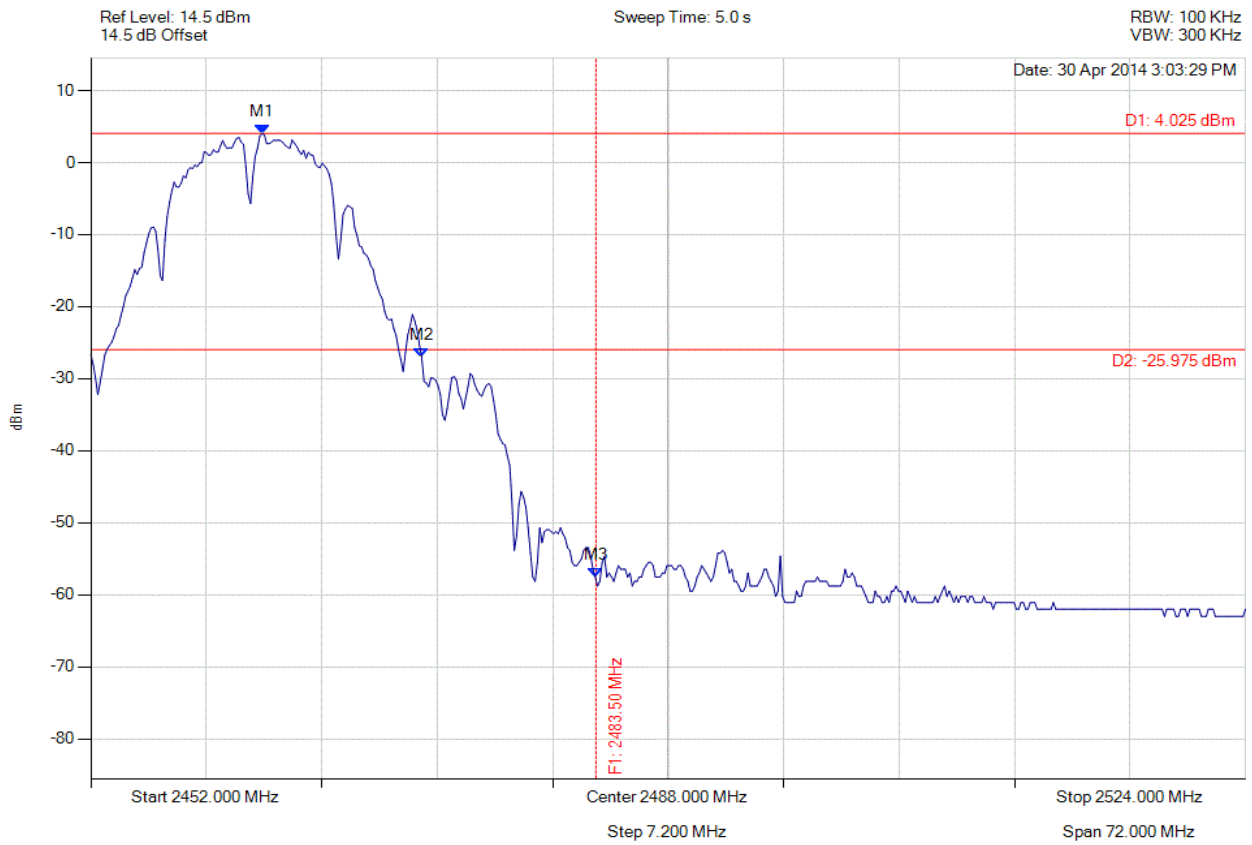

Analyser Setup	Marker : Frequency : Amplitude	Test Results
Detector = AVERAGE Sweep Count = 0 RF Atten (dB) = 20 Trace Mode = VIEW	M1 : 2462.677 MHz : 4.025 dBm M2 : 2472.633 MHz : -27.069 dBm M3 : 2483.500 MHz : -57.544 dBm	Channel Frequency: 2462.00 MHz

Back to the Matrix

CONDUCTED HIGH BAND-EDGE EMISSIONS - AVERAGE

Variant: 802.11b, Channel: 2462.00 MHz, Chain b, Temp: Ambient, Voltage: 3.3 Vdc

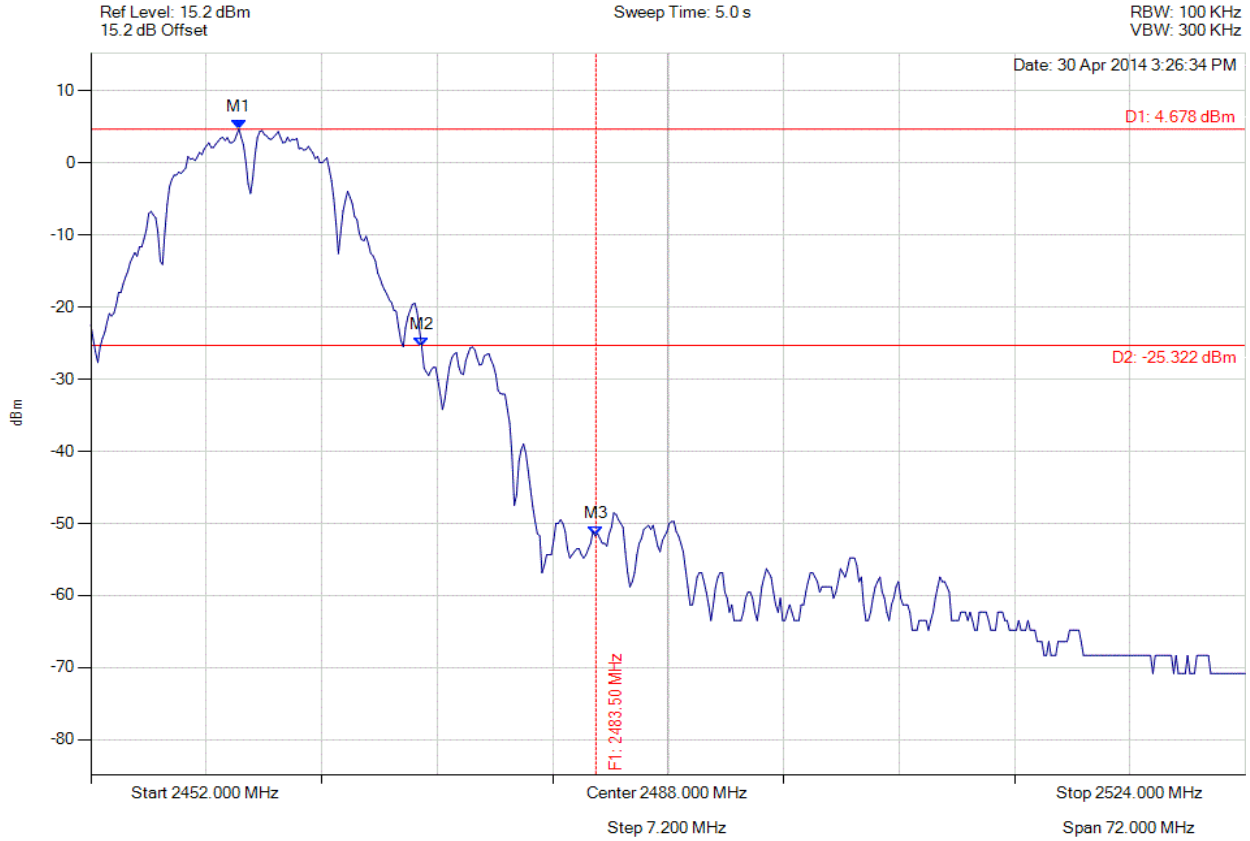

Analyser Setup	Marker : Frequency : Amplitude	Test Results
Detector = AVERAGE Sweep Count = 0 RF Atten (dB) = 10 Trace Mode = VIEW	M1 : 2461.234 MHz : 4.678 dBm M2 : 2472.633 MHz : -25.448 dBm M3 : 2483.500 MHz : -51.738 dBm	Channel Frequency: 2462.00 MHz

Back to the Matrix

CONDUCTED HIGH BAND-EDGE EMISSIONS - AVERAGE

Variant: 802.11b, Channel: 2462.00 MHz, Chain c, Temp: Ambient, Voltage: 3.3 Vdc

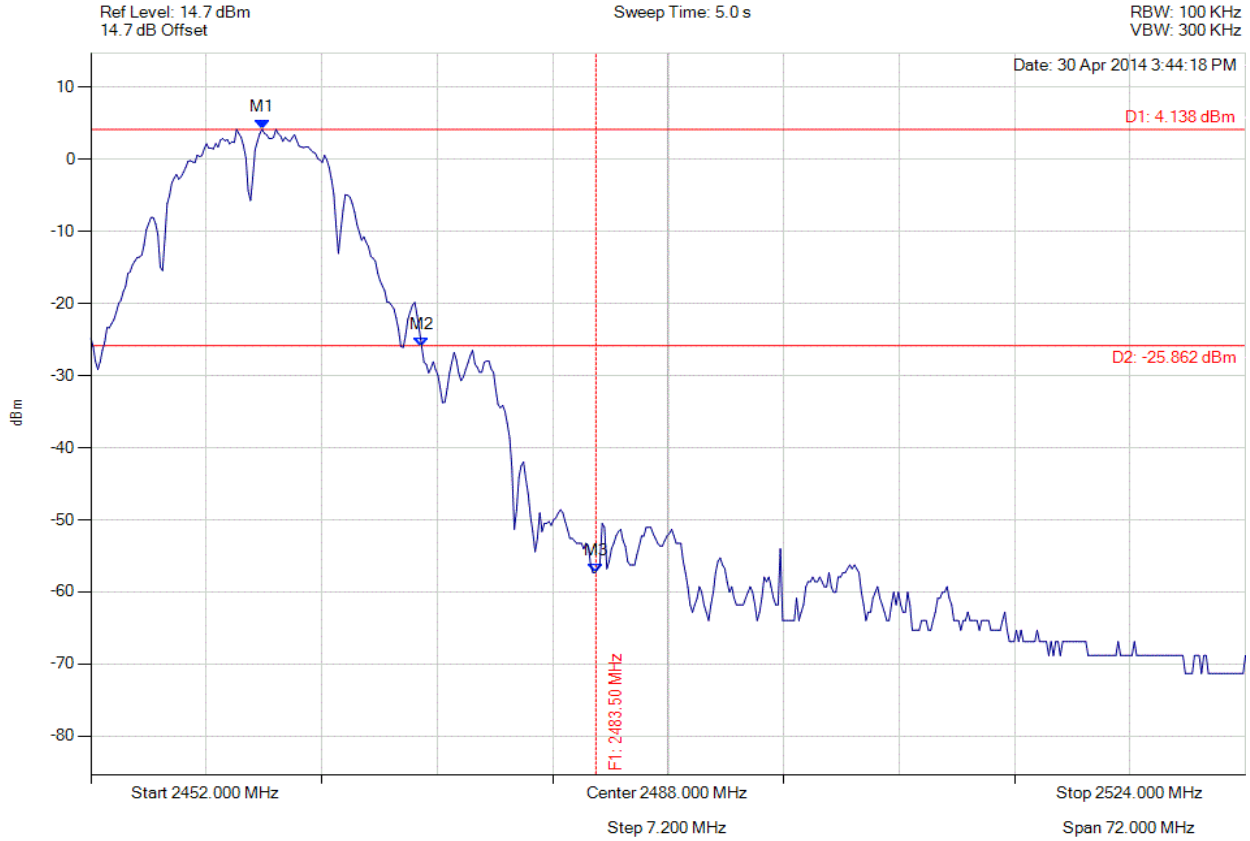

Analyser Setup	Marker : Frequency : Amplitude	Test Results
Detector = AVERAGE Sweep Count = 0 RF Atten (dB) = 10 Trace Mode = VIEW	M1 : 2462.677 MHz : 4.138 dBm M2 : 2472.633 MHz : -25.979 dBm M3 : 2483.500 MHz : -57.344 dBm	Channel Frequency: 2462.00 MHz

Back to the Matrix

CONDUCTED HIGH BAND-EDGE EMISSIONS - AVERAGE

Variant: 802.11g, Channel: 2462.00 MHz, Chain a, Temp: Ambient, Voltage: 3.3 Vdc

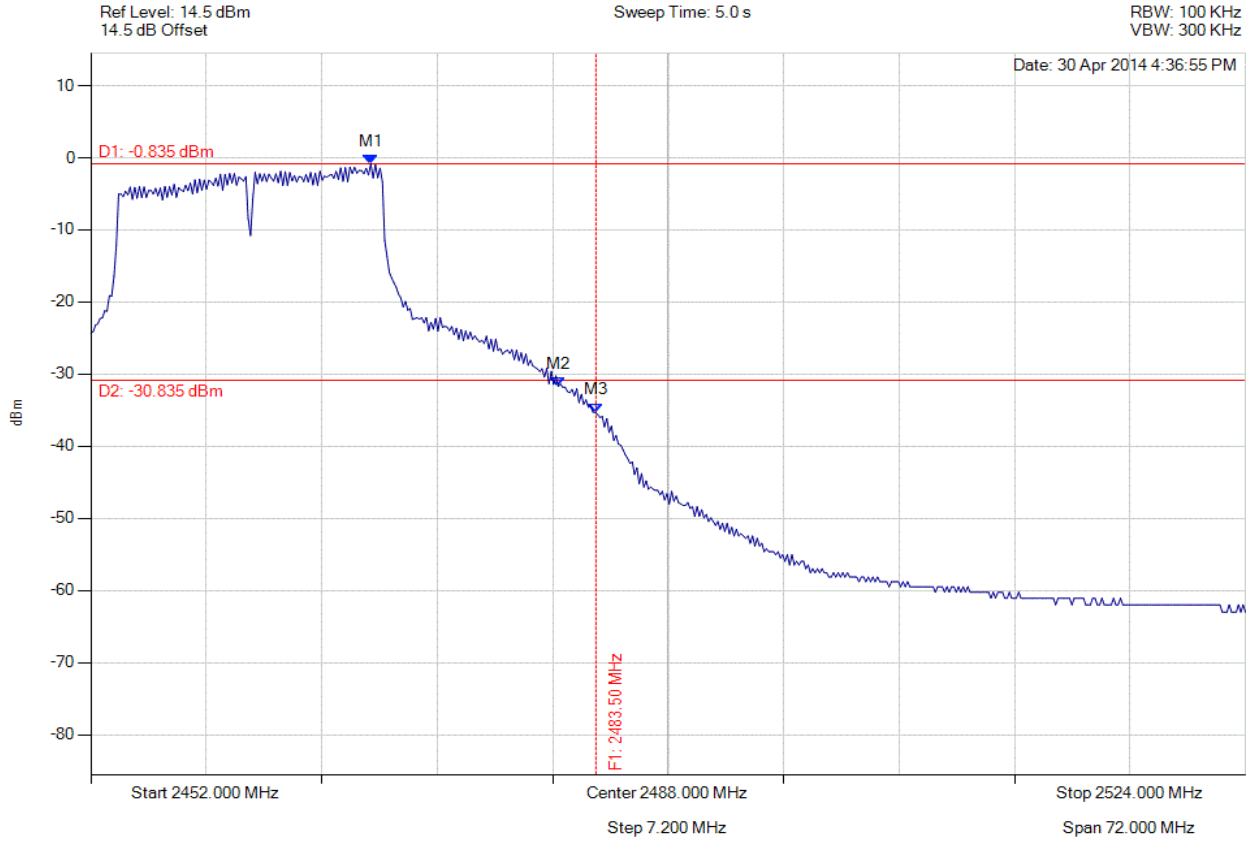

Analyser Setup	Marker : Frequency : Amplitude	Test Results
Detector = AVERAGE Sweep Count = 0 RF Atten (dB) = 20 Trace Mode = VIEW	M1 : 2469.459 MHz : -0.835 dBm M2 : 2481.146 MHz : -31.728 dBm M3 : 2483.500 MHz : -35.309 dBm	Channel Frequency: 2462.00 MHz

Back to the Matrix

CONDUCTED HIGH BAND-EDGE EMISSIONS - AVERAGE

Variant: 802.11g, Channel: 2462.00 MHz, Chain b, Temp: Ambient, Voltage: 3.3 Vdc

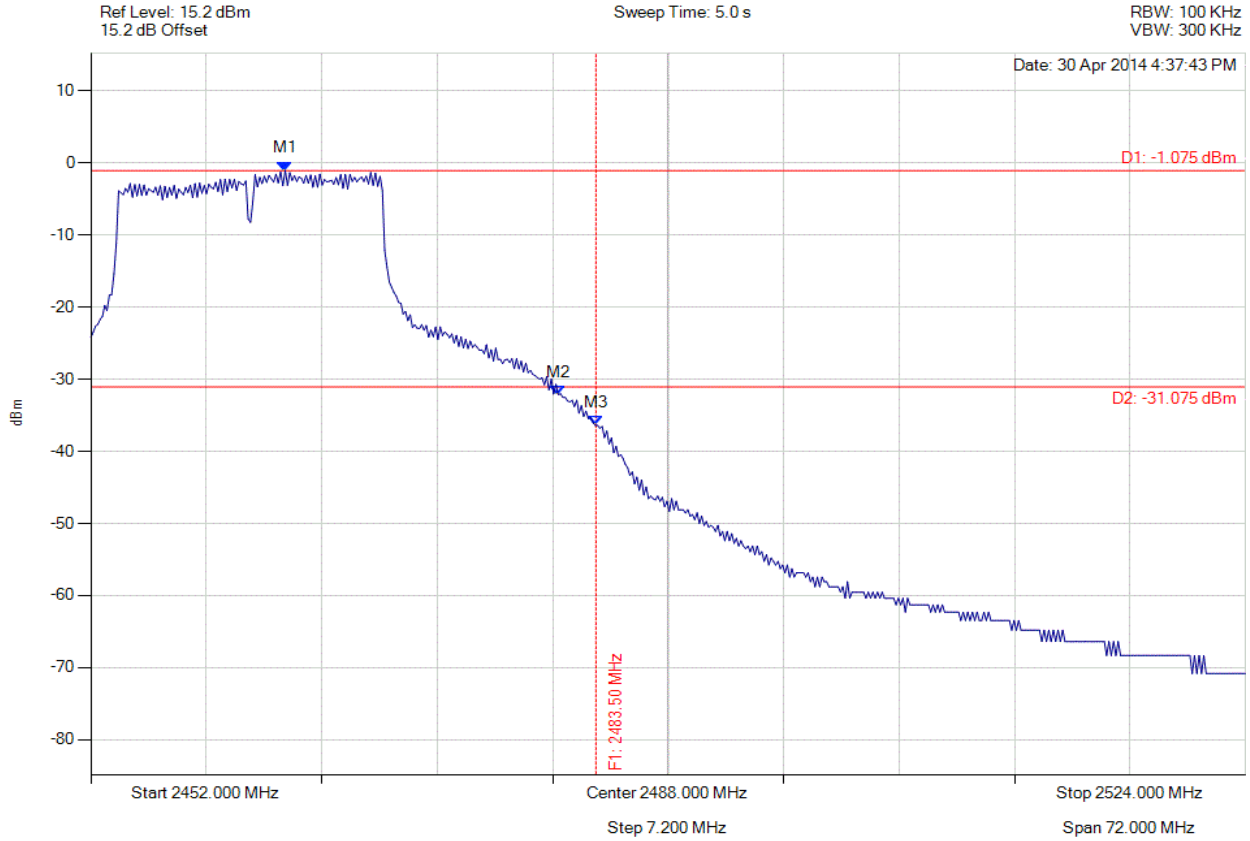

Analyser Setup	Marker : Frequency : Amplitude	Test Results
Detector = AVERAGE Sweep Count = 0 RF Atten (dB) = 10 Trace Mode = VIEW	M1 : 2464.120 MHz : -1.075 dBm M2 : 2481.146 MHz : -32.133 dBm M3 : 2483.500 MHz : -36.392 dBm	Channel Frequency: 2462.00 MHz

Back to the Matrix

CONDUCTED HIGH BAND-EDGE EMISSIONS - AVERAGE

Variant: 802.11g, Channel: 2462.00 MHz, Chain c, Temp: Ambient, Voltage: 3.3 Vdc

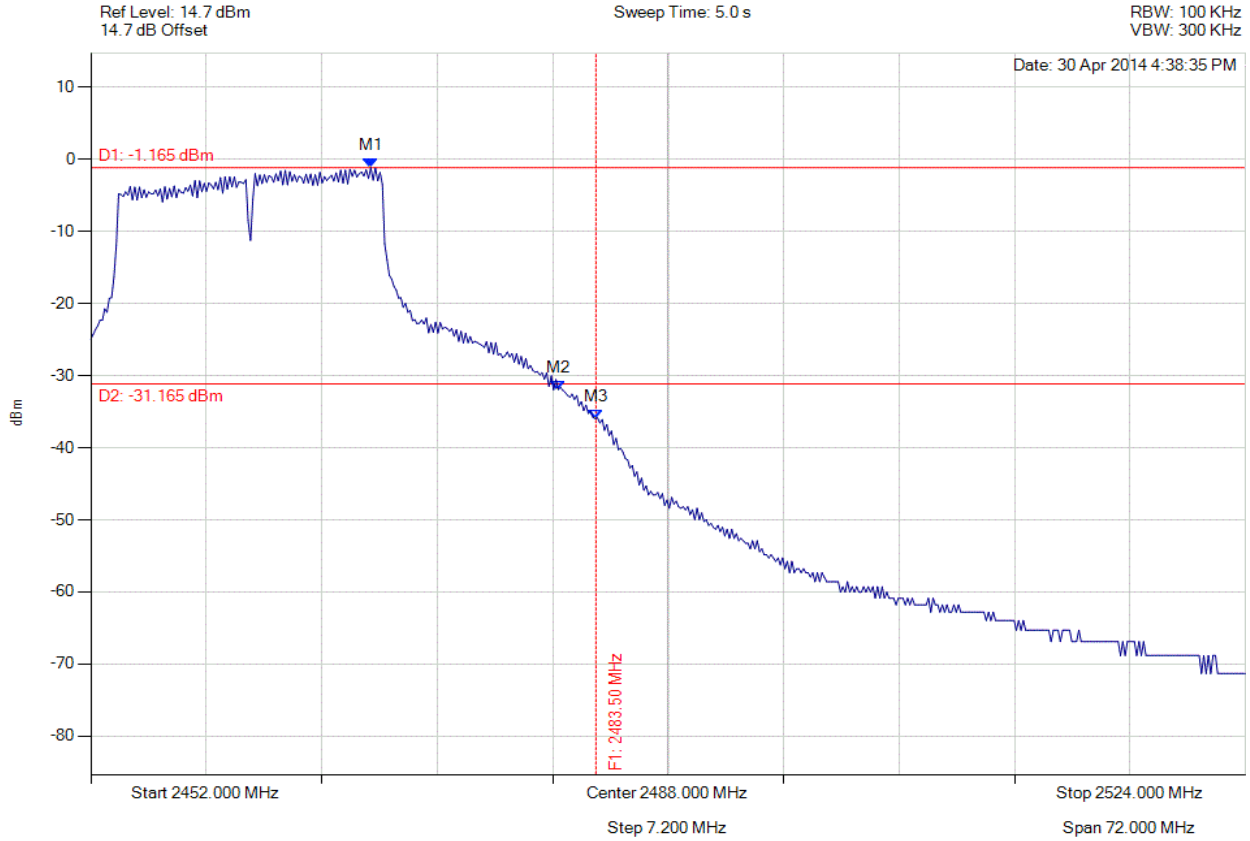

Analyser Setup	Marker : Frequency : Amplitude	Test Results
Detector = AVERAGE Sweep Count = 0 RF Atten (dB) = 10 Trace Mode = VIEW	M1 : 2469.459 MHz : -1.165 dBm M2 : 2481.146 MHz : -31.953 dBm M3 : 2483.500 MHz : -36.005 dBm	Channel Frequency: 2462.00 MHz

Back to the Matrix

CONDUCTED HIGH BAND-EDGE EMISSIONS - AVERAGE

Variant: 802.11n HT-20, Channel: 2462.00 MHz, Chain a, Temp: Ambient, Voltage: 3.3 Vdc

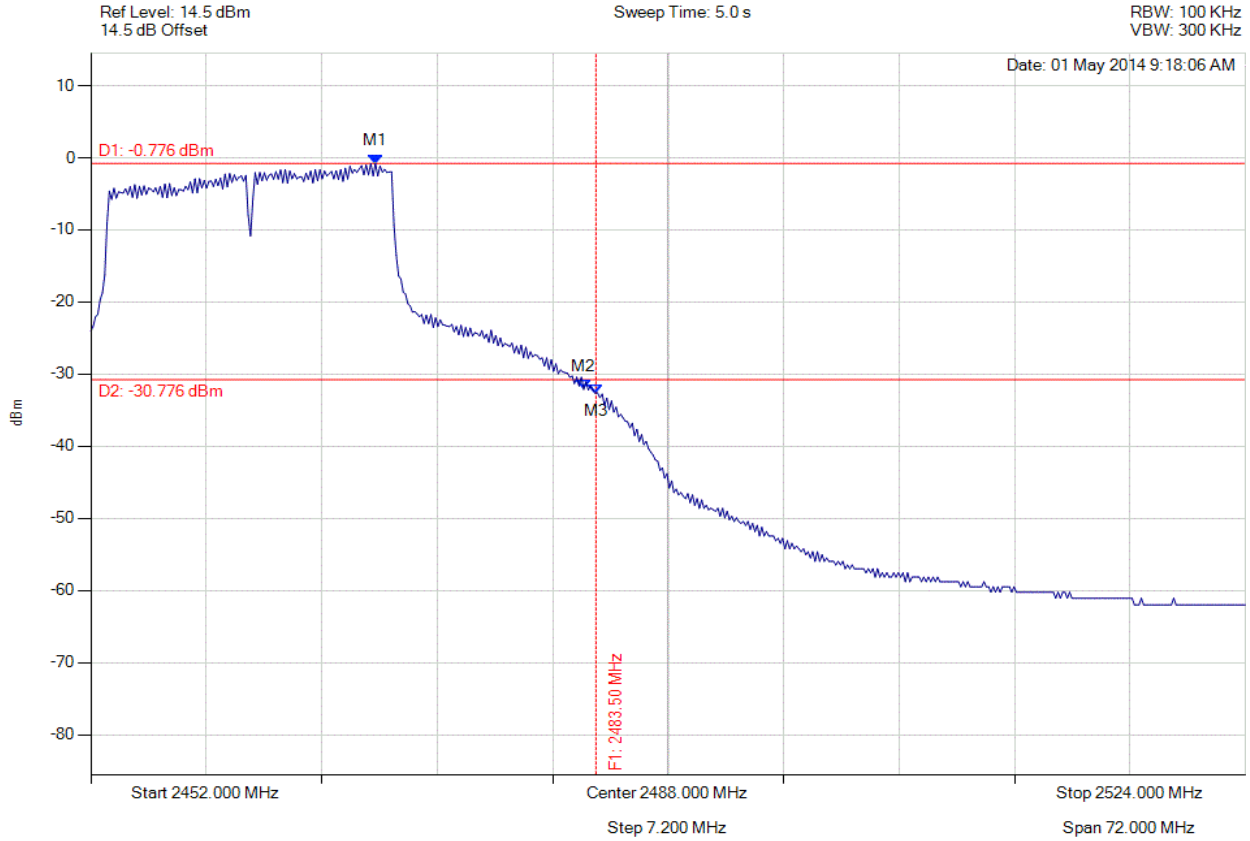

Analyser Setup	Marker : Frequency : Amplitude	Test Results
Detector = AVERAGE Sweep Count = 0 RF Atten (dB) = 20 Trace Mode = VIEW	M1 : 2469.747 MHz : -0.776 dBm M2 : 2482.733 MHz : -32.122 dBm M3 : 2483.500 MHz : -32.633 dBm	Channel Frequency: 2462.00 MHz

Back to the Matrix

CONDUCTED HIGH BAND-EDGE EMISSIONS - AVERAGE

Variant: 802.11n HT-20, Channel: 2462.00 MHz, Chain b, Temp: Ambient, Voltage: 3.3 Vdc

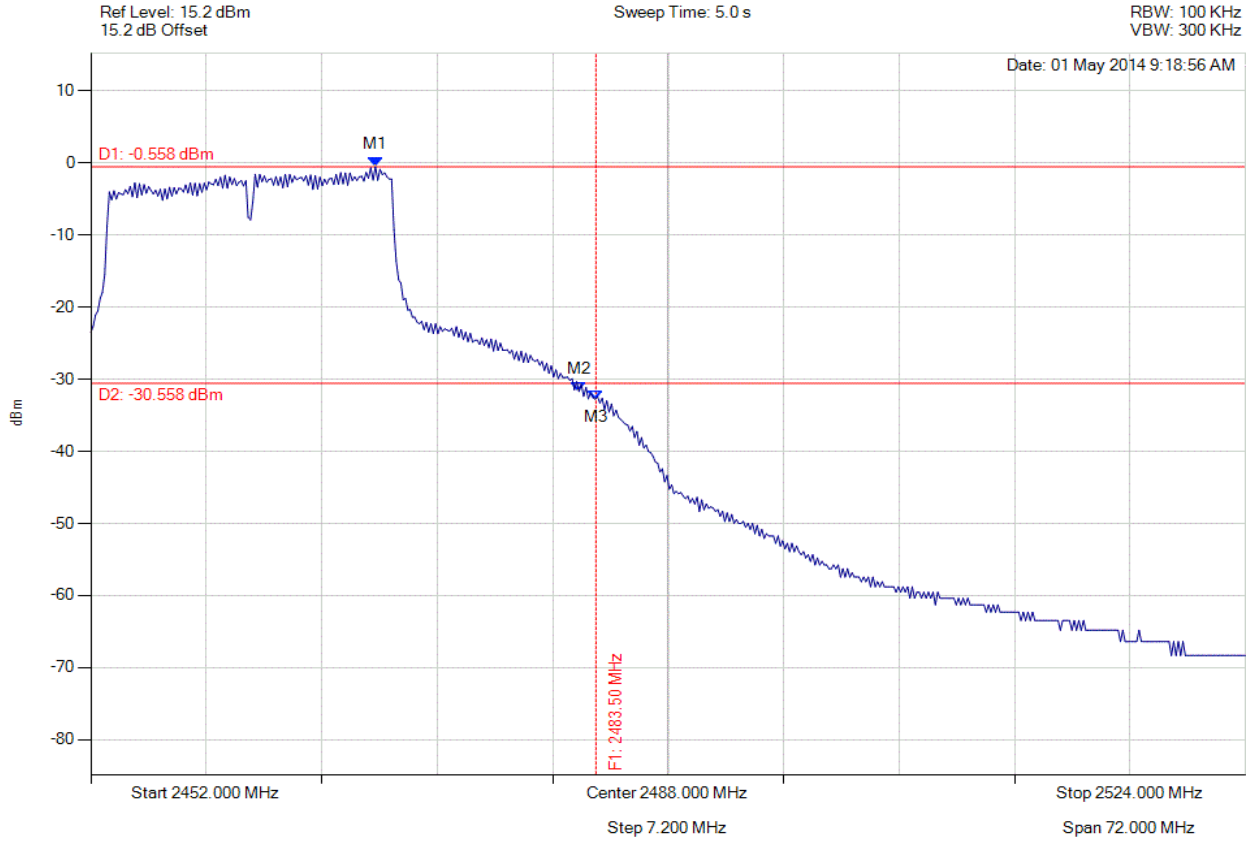

Analyser Setup	Marker : Frequency : Amplitude	Test Results
Detector = AVERAGE Sweep Count = 0 RF Atten (dB) = 10 Trace Mode = VIEW	M1 : 2469.747 MHz : -0.558 dBm M2 : 2482.445 MHz : -31.706 dBm M3 : 2483.500 MHz : -32.761 dBm	Channel Frequency: 2462.00 MHz

Back to the Matrix

CONDUCTED HIGH BAND-EDGE EMISSIONS - AVERAGE

Variant: 802.11n HT-20, Channel: 2462.00 MHz, Chain c, Temp: Ambient, Voltage: 3.3 Vdc

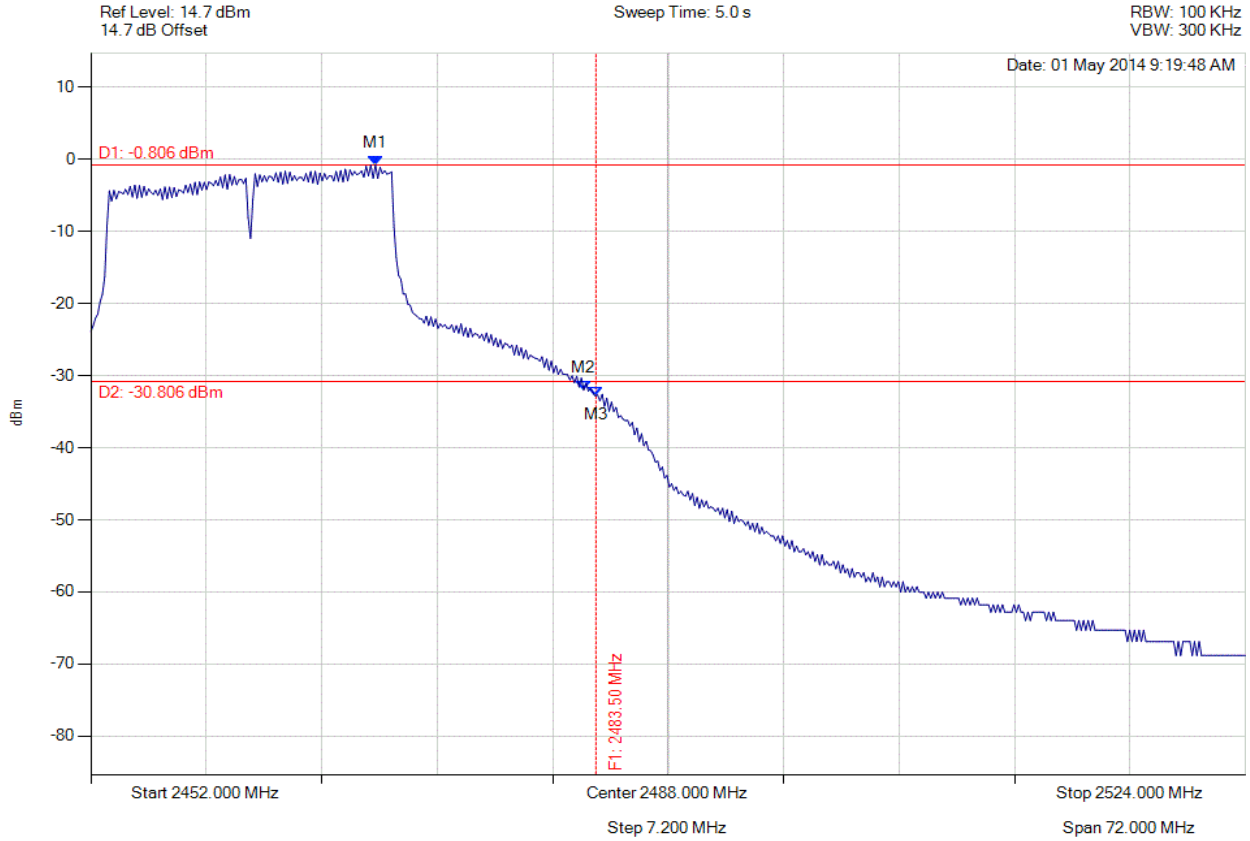

Analyser Setup	Marker : Frequency : Amplitude	Test Results
Detector = AVERAGE Sweep Count = 0 RF Atten (dB) = 10 Trace Mode = VIEW	M1 : 2469.747 MHz : -0.806 dBm M2 : 2482.733 MHz : -32.016 dBm M3 : 2483.500 MHz : -32.837 dBm	Channel Frequency: 2462.00 MHz

Back to the Matrix

CONDUCTED HIGH BAND-EDGE EMISSIONS - AVERAGE

Variant: 802.11n HT-40, Channel: 2452.00 MHz, Chain a, Temp: Ambient, Voltage: 3.3 Vdc

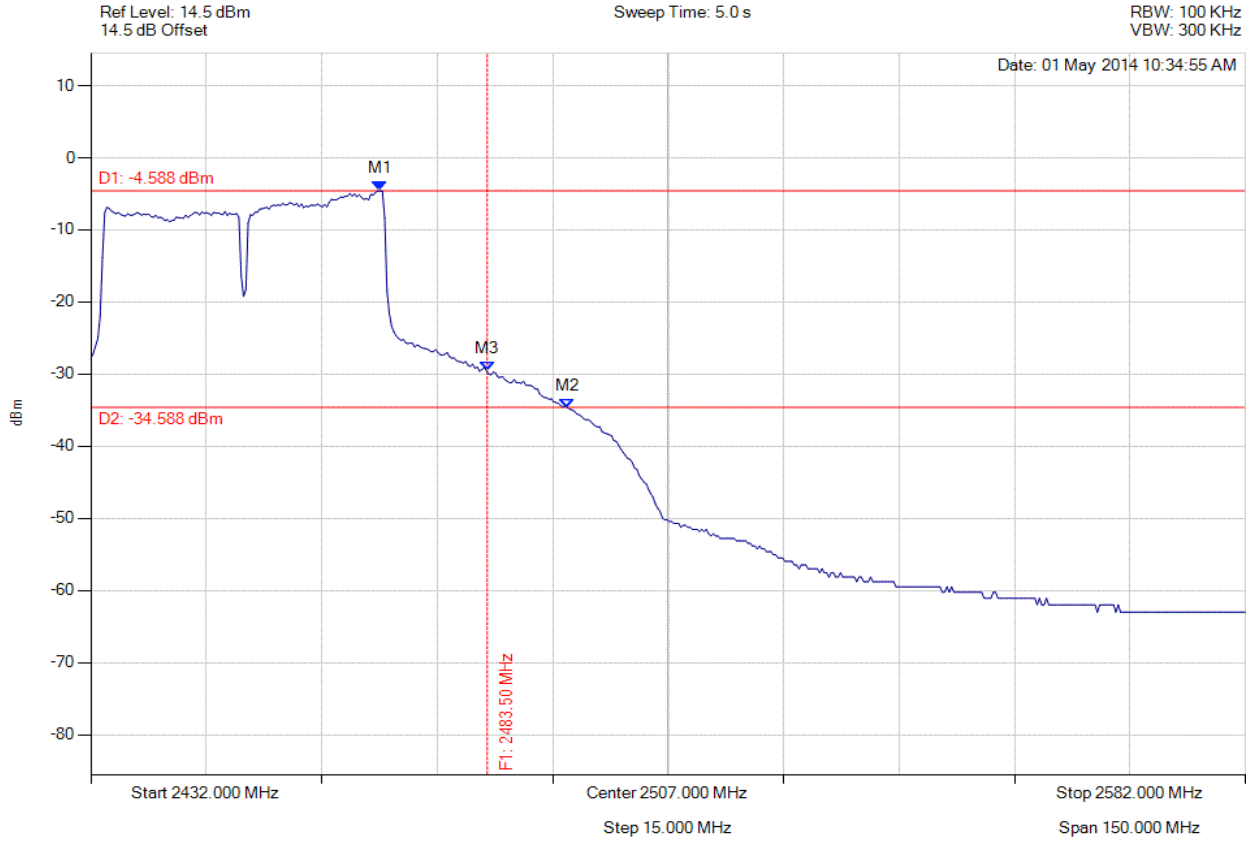

Analyser Setup	Marker : Frequency : Amplitude	Test Results
Detector = AVERAGE Sweep Count = 0 RF Atten (dB) = 20 Trace Mode = VIEW	M1 : 2469.575 MHz : -4.588 dBm M2 : 2493.924 MHz : -34.662 dBm M3 : 2483.500 MHz : -29.539 dBm	Channel Frequency: 2452.00 MHz

Back to the Matrix

CONDUCTED HIGH BAND-EDGE EMISSIONS - AVERAGE

Variant: 802.11n HT-40, Channel: 2452.00 MHz, Chain a, Temp: Ambient, Voltage: 3.3 Vdc

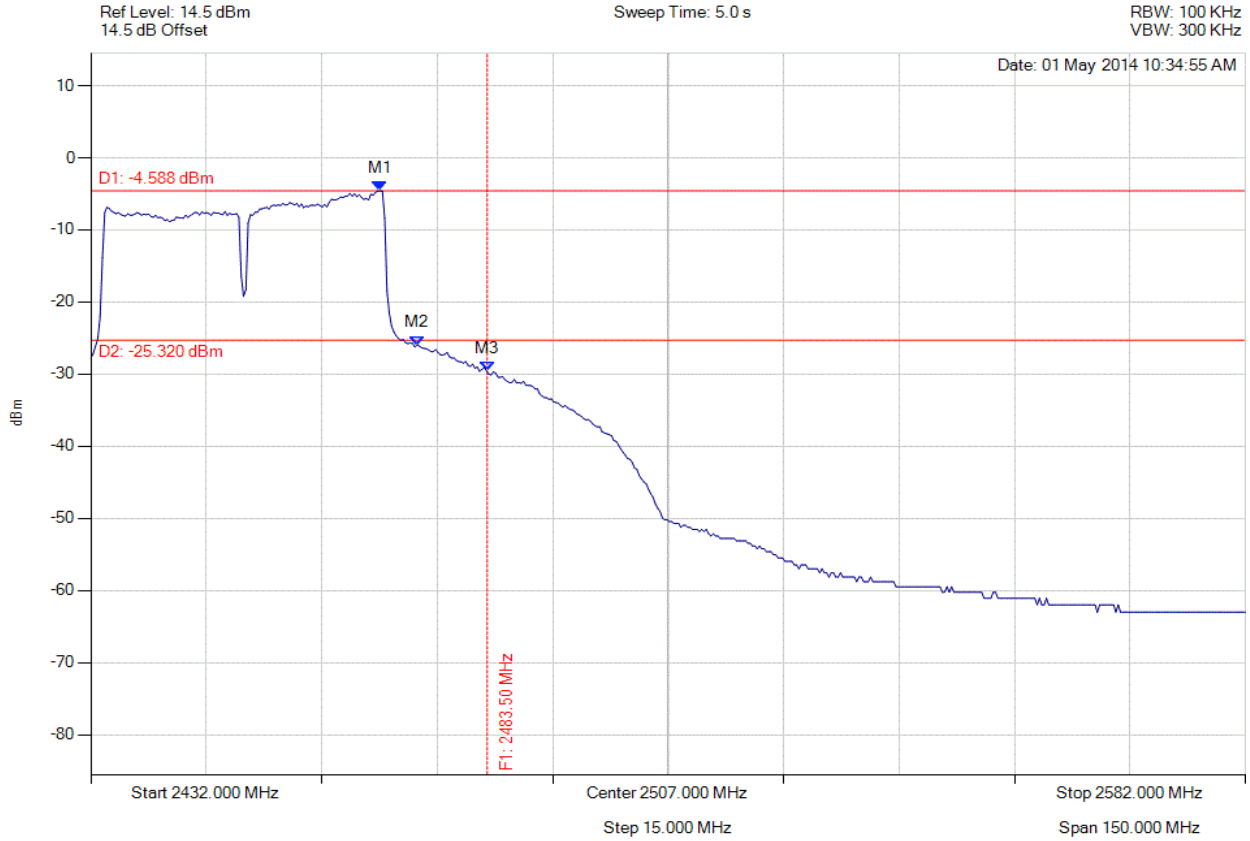

Analyser Setup	Marker : Frequency : Amplitude	Test Results
Detector = AVERAGE Sweep Count = 0 RF Atten (dB) = 20 Trace Mode = VIEW	M1 : 2469.575 MHz : -4.588 dBm M2 : 2474.385 MHz : -25.963 dBm M3 : 2483.500 MHz : -29.539 dBm	Channel Frequency: 2452.00 MHz

Back to the Matrix

CONDUCTED HIGH BAND-EDGE EMISSIONS - AVERAGE

Variant: 802.11n HT-40, Channel: 2452.00 MHz, Chain b, Temp: Ambient, Voltage: 3.3 Vdc

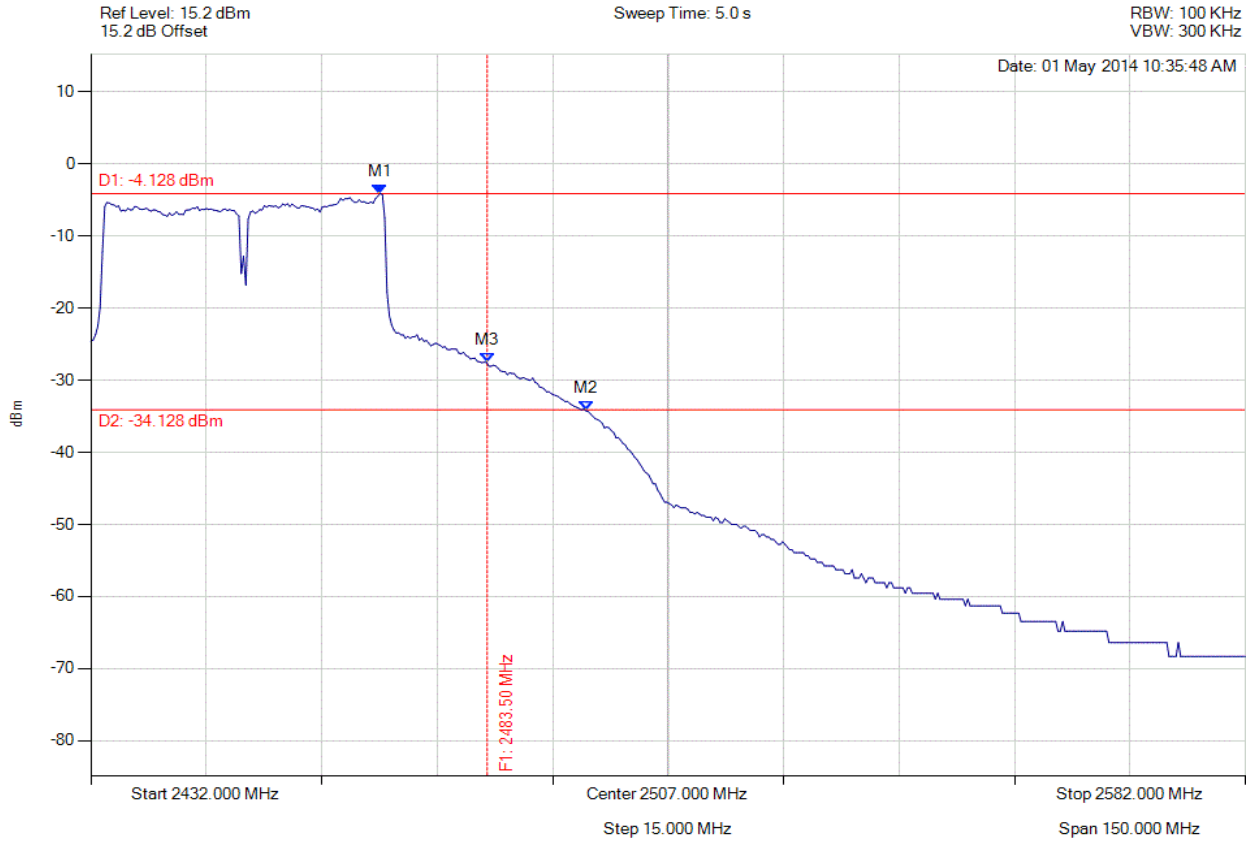

Analyser Setup	Marker : Frequency : Amplitude	Test Results
Detector = AVERAGE Sweep Count = 0 RF Atten (dB) = 10 Trace Mode = VIEW	M1 : 2469.575 MHz : -4.128 dBm M2 : 2496.329 MHz : -34.258 dBm M3 : 2483.500 MHz : -27.516 dBm	Channel Frequency: 2452.00 MHz

Back to the Matrix

CONDUCTED HIGH BAND-EDGE EMISSIONS - AVERAGE

Variant: 802.11n HT-40, Channel: 2452.00 MHz, Chain b, Temp: Ambient, Voltage: 3.3 Vdc

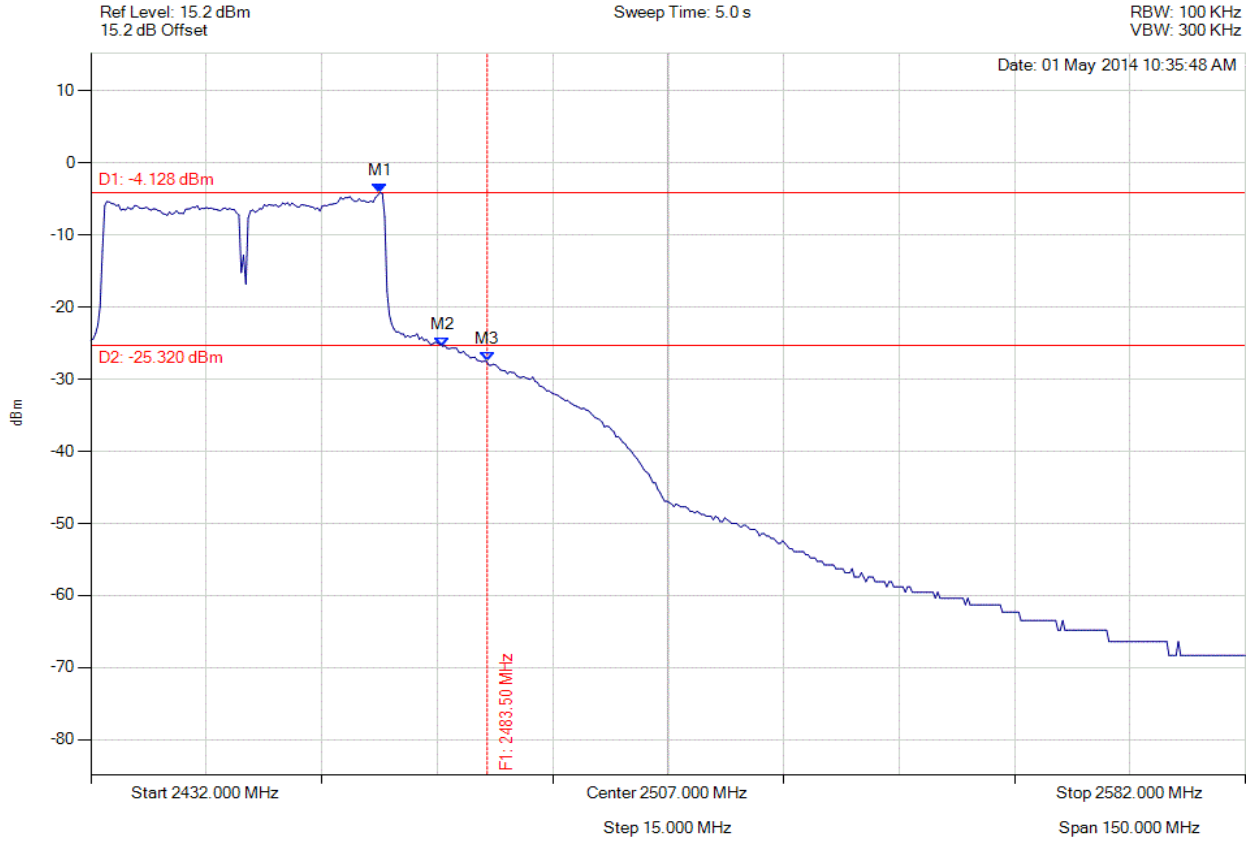

Analyser Setup	Marker : Frequency : Amplitude	Test Results
Detector = AVERAGE Sweep Count = 0 RF Atten (dB) = 10 Trace Mode = VIEW	M1 : 2469.575 MHz : -4.128 dBm M2 : 2477.691 MHz : -25.448 dBm M3 : 2483.500 MHz : -27.516 dBm	Channel Frequency: 2452.00 MHz

Back to the Matrix

CONDUCTED HIGH BAND-EDGE EMISSIONS - AVERAGE

Variant: 802.11n HT-40, Channel: 2452.00 MHz, Chain c, Temp: Ambient, Voltage: 3.3 Vdc

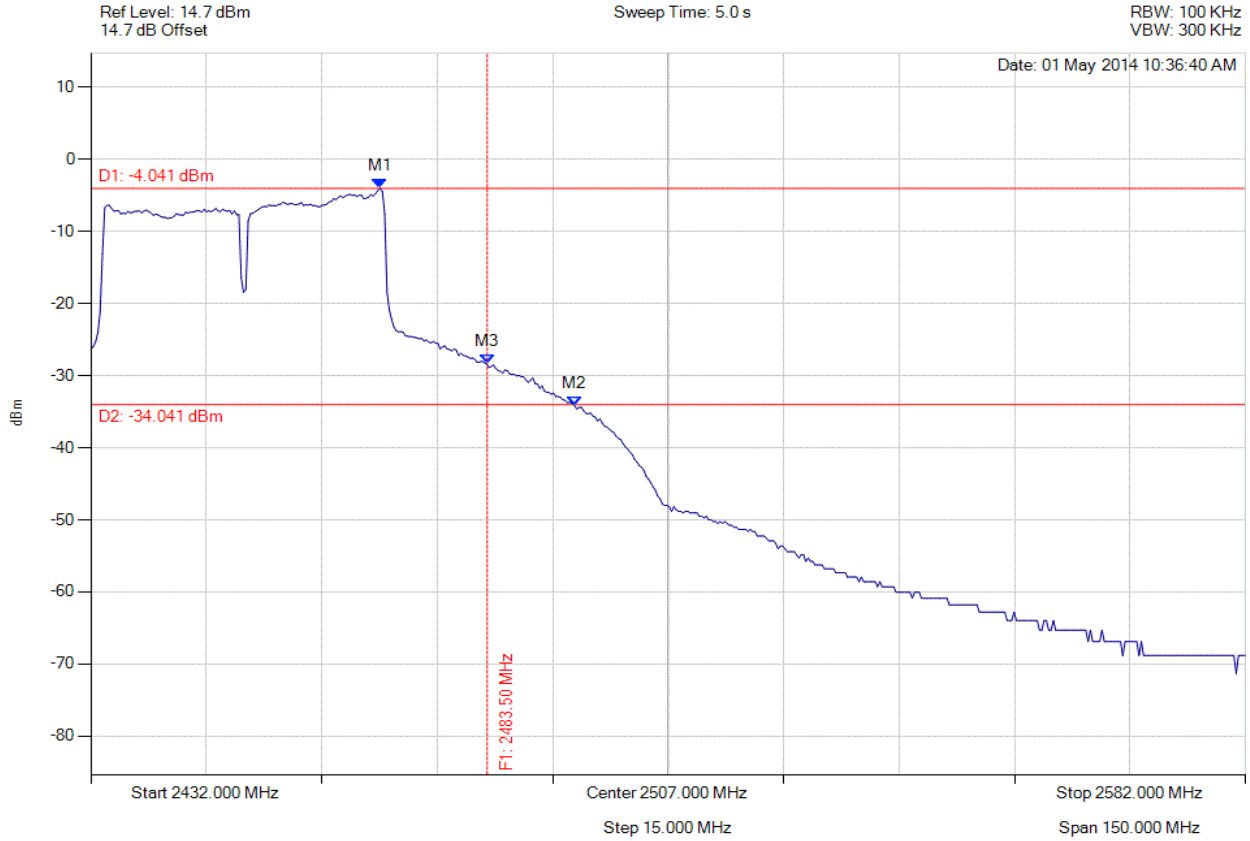

Analyser Setup	Marker : Frequency : Amplitude	Test Results
Detector = AVERAGE Sweep Count = 0 RF Atten (dB) = 10 Trace Mode = VIEW	M1 : 2469.575 MHz : -4.041 dBm M2 : 2494.826 MHz : -34.136 dBm M3 : 2483.500 MHz : -28.380 dBm	Channel Frequency: 2452.00 MHz

Back to the Matrix

CONDUCTED HIGH BAND-EDGE EMISSIONS - AVERAGE

Variant: 802.11n HT-40, Channel: 2452.00 MHz, Chain c, Temp: Ambient, Voltage: 3.3 Vdc

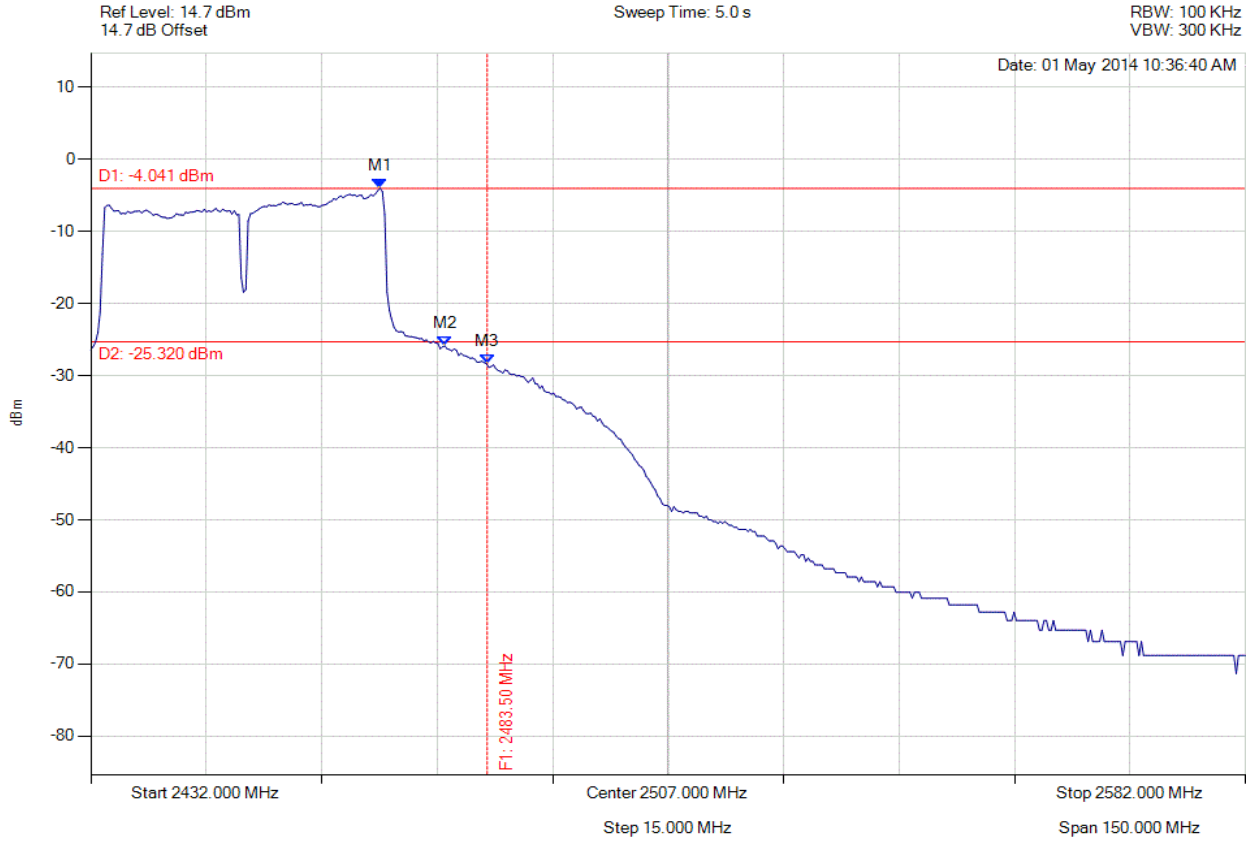

Analyser Setup	Marker : Frequency : Amplitude	Test Results
Detector = AVERAGE Sweep Count = 0 RF Atten (dB) = 10 Trace Mode = VIEW	M1 : 2469.575 MHz : -4.041 dBm M2 : 2477.992 MHz : -25.886 dBm M3 : 2483.500 MHz : -28.380 dBm	Channel Frequency: 2452.00 MHz

Back to the Matrix

CONDUCTED SPURIOUS EMISSIONS - AVERAGE

Variant: 802.11b, Channel: 2412.00 MHz, Chain a, Temp: Ambient, Voltage: 3.3 Vdc

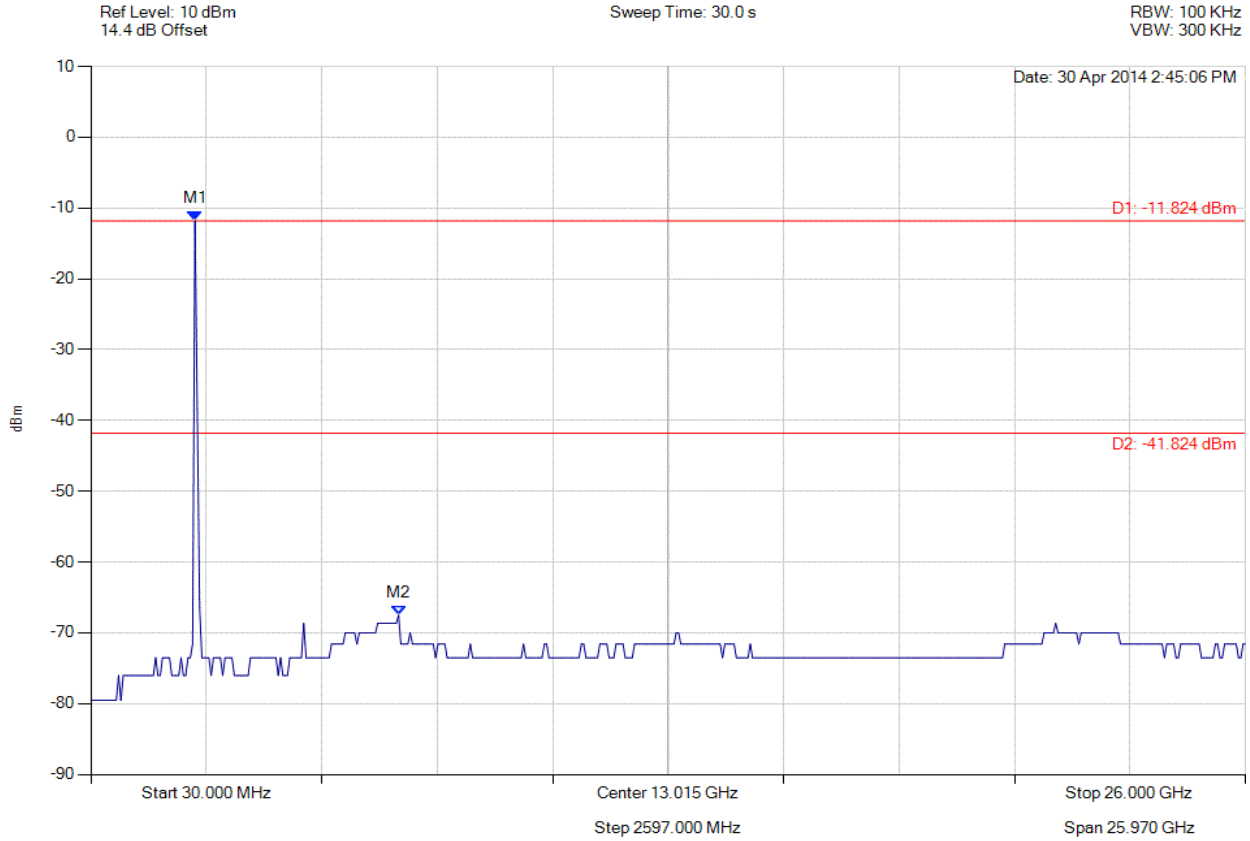

Analyser Setup	Marker : Frequency : Amplitude	Test Results
Detector = AVERAGE Sweep Count = 0 RF Atten (dB) = 10 Trace Mode = VIEW	M1 : 2371.984 MHz : -11.824 dBm M2 : 6951.864 MHz : -67.504 dBm	Limit: -41.82 dBm Margin: -25.68 dB

Back to the Matrix

CONDUCTED SPURIOUS EMISSIONS - AVERAGE

Variant: 802.11b, Channel: 2412.00 MHz, Chain b, Temp: Ambient, Voltage: 3.3 Vdc

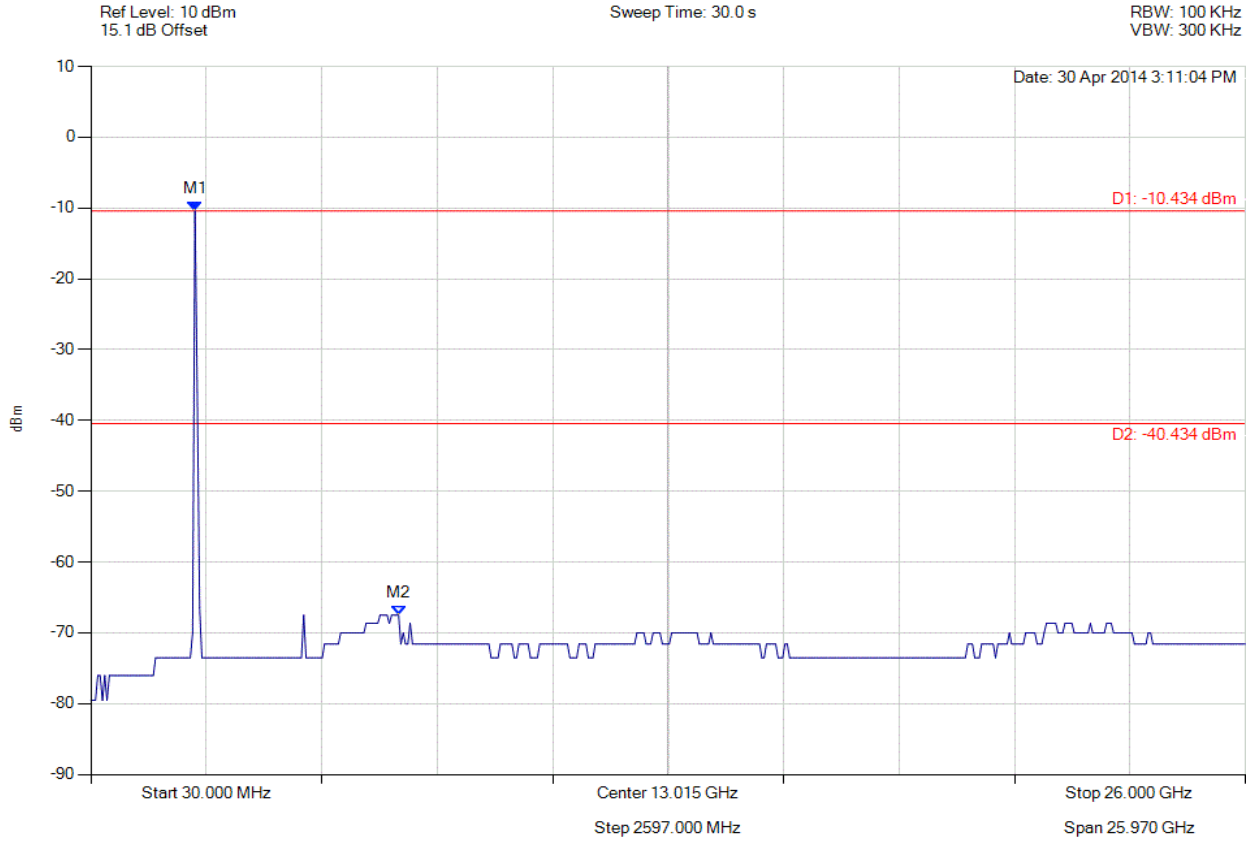

Analyser Setup	Marker : Frequency : Amplitude	Test Results
Detector = AVERAGE Sweep Count = 0 RF Atten (dB) = 10 Trace Mode = VIEW	M1 : 2371.984 MHz : -10.434 dBm M2 : 6951.864 MHz : -67.504 dBm	Limit: -40.43 dBm Margin: -27.07 dB

Back to the Matrix

CONDUCTED SPURIOUS EMISSIONS - AVERAGE

Variant: 802.11b, Channel: 2412.00 MHz, Chain c, Temp: Ambient, Voltage: 3.3 Vdc

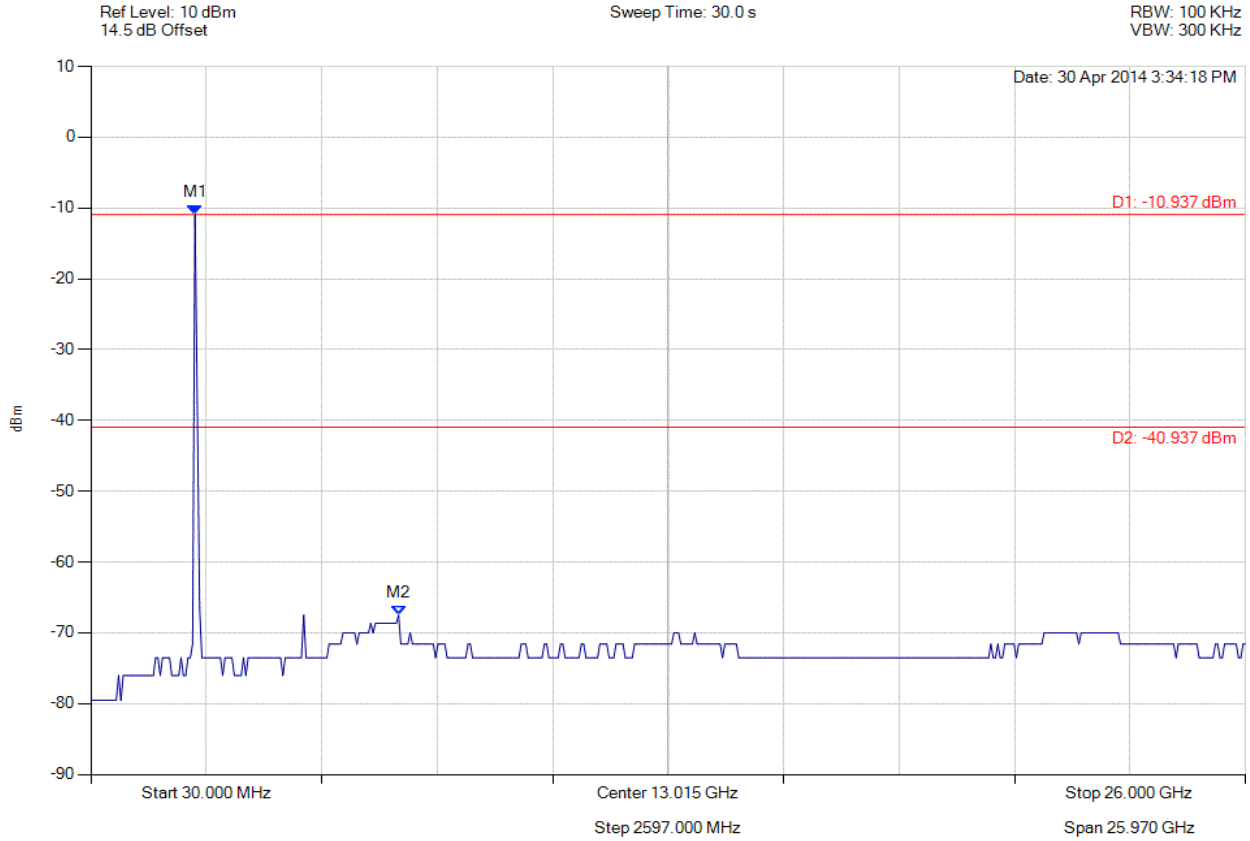

Analyser Setup	Marker : Frequency : Amplitude	Test Results
Detector = AVERAGE Sweep Count = 0 RF Atten (dB) = 10 Trace Mode = VIEW	M1 : 2371.984 MHz : -10.937 dBm M2 : 6951.864 MHz : -67.504 dBm	Limit: -40.94 dBm Margin: -26.56 dB

Back to the Matrix

CONDUCTED SPURIOUS EMISSIONS - AVERAGE

Variant: 802.11b, Channel: 2437.00 MHz, Chain a, Temp: Ambient, Voltage: 3.3 Vdc

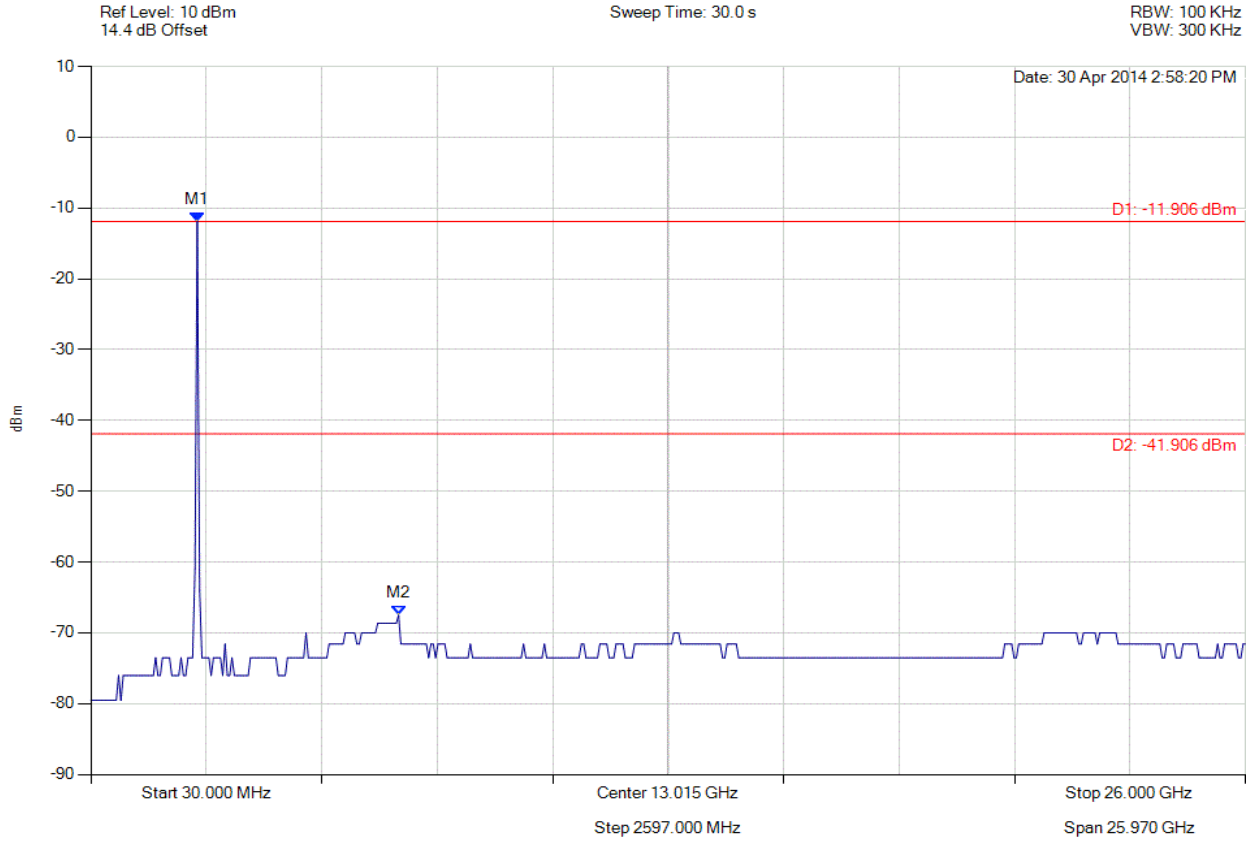

Analyser Setup	Marker : Frequency : Amplitude	Test Results
Detector = AVERAGE Sweep Count = 0 RF Atten (dB) = 10 Trace Mode = VIEW	M1 : 2424.028 MHz : -11.906 dBm M2 : 6951.864 MHz : -67.504 dBm	Limit: -41.91 dBm Margin: -25.59 dB

Back to the Matrix

CONDUCTED SPURIOUS EMISSIONS - AVERAGE

Variant: 802.11b, Channel: 2437.00 MHz, Chain b, Temp: Ambient, Voltage: 3.3 Vdc

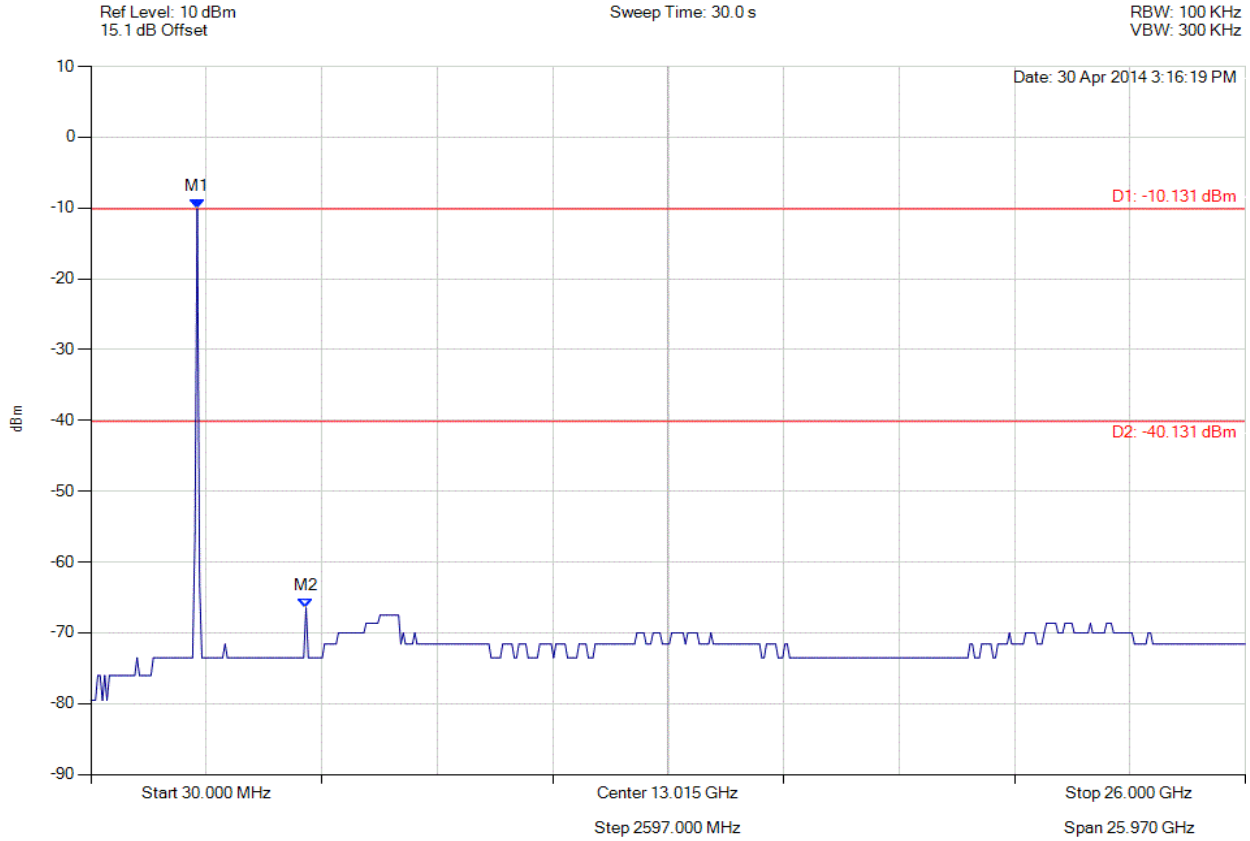

Analyser Setup	Marker : Frequency : Amplitude	Test Results
Detector = AVERAGE Sweep Count = 0 RF Atten (dB) = 10 Trace Mode = VIEW	M1 : 2424.028 MHz : -10.131 dBm M2 : 4870.100 MHz : -66.480 dBm	Limit: -40.13 dBm Margin: -26.35 dB

Back to the Matrix

CONDUCTED SPURIOUS EMISSIONS - AVERAGE

Variant: 802.11b, Channel: 2437.00 MHz, Chain c, Temp: Ambient, Voltage: 3.3 Vdc

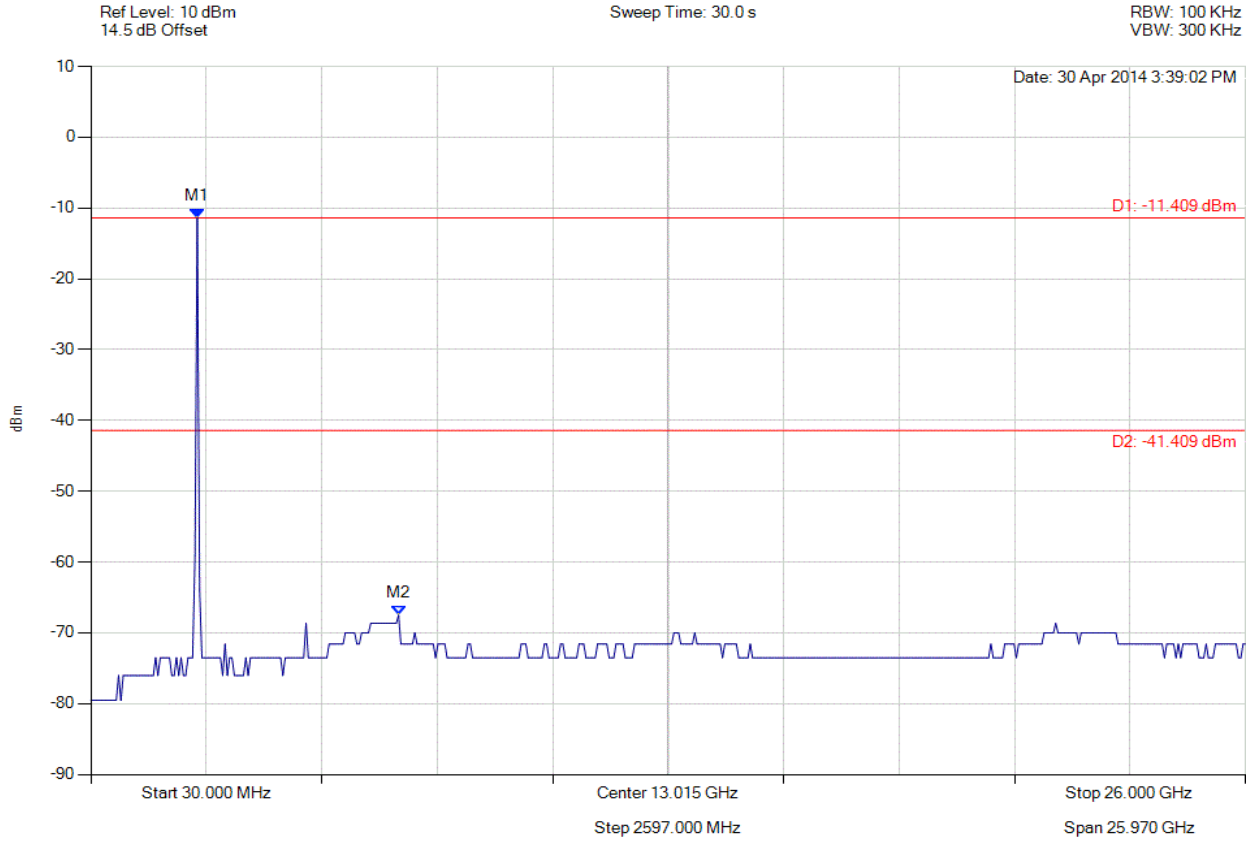

Analyser Setup	Marker : Frequency : Amplitude	Test Results
Detector = AVERAGE Sweep Count = 0 RF Atten (dB) = 10 Trace Mode = VIEW	M1 : 2424.028 MHz : -11.409 dBm M2 : 6951.864 MHz : -67.504 dBm	Limit: -41.41 dBm Margin: -26.09 dB

Back to the Matrix

CONDUCTED SPURIOUS EMISSIONS - AVERAGE

Variant: 802.11b, Channel: 2462.00 MHz, Chain a, Temp: Ambient, Voltage: 3.3 Vdc

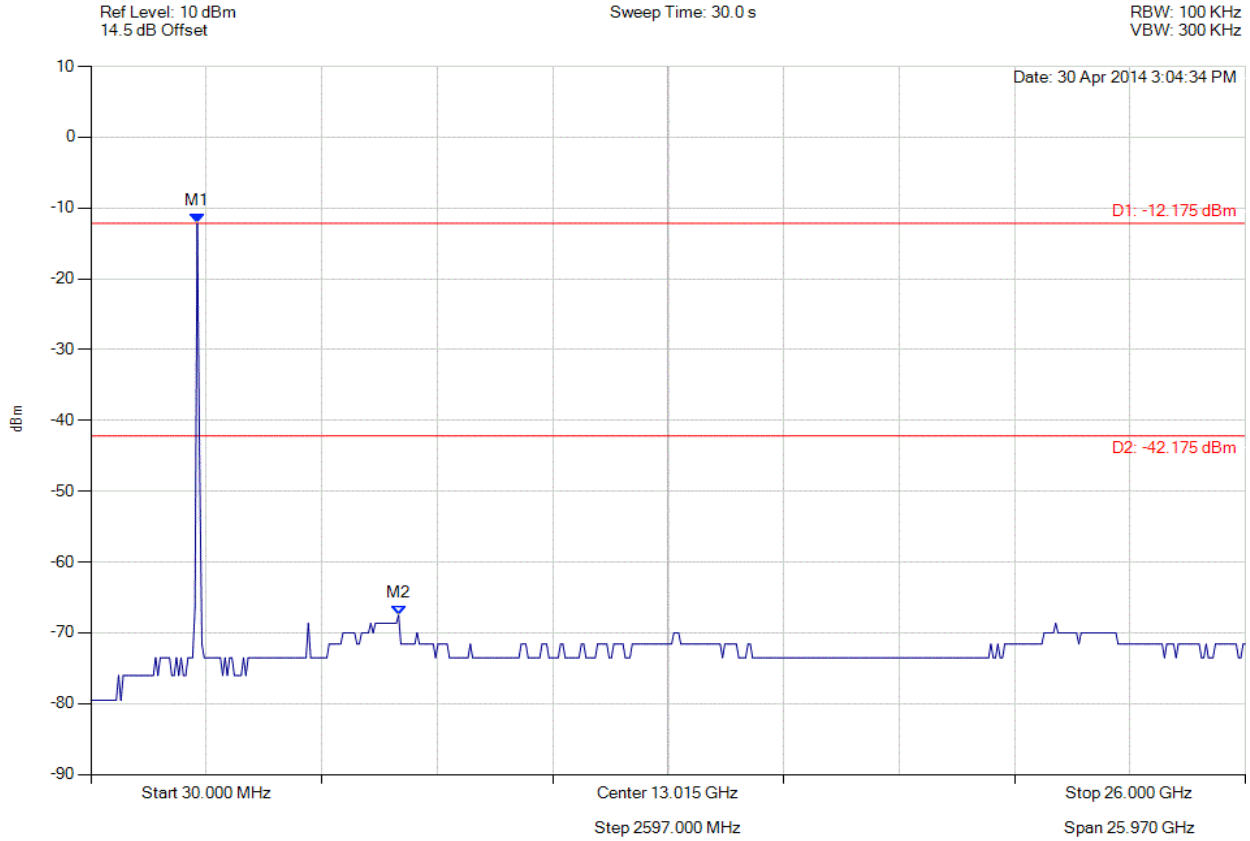

Analyser Setup	Marker : Frequency : Amplitude	Test Results
Detector = AVERAGE Sweep Count = 0 RF Atten (dB) = 10 Trace Mode = VIEW	M1 : 2424.028 MHz : -12.175 dBm M2 : 6951.864 MHz : -67.504 dBm	Limit: -42.18 dBm Margin: -25.32 dB

Back to the Matrix

CONDUCTED SPURIOUS EMISSIONS - AVERAGE

Variant: 802.11b, Channel: 2462.00 MHz, Chain b, Temp: Ambient, Voltage: 3.3 Vdc

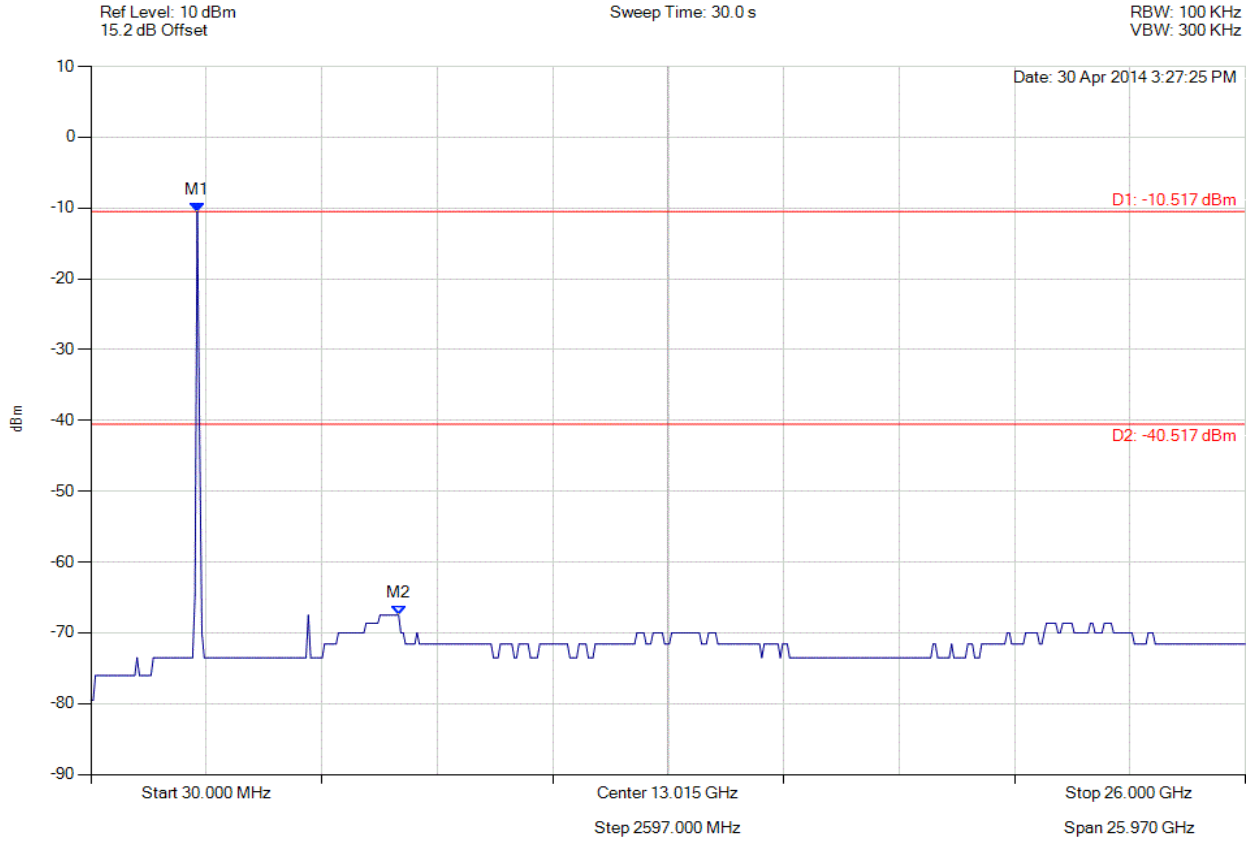

Analyser Setup	Marker : Frequency : Amplitude	Test Results
Detector = AVERAGE Sweep Count = 0 RF Atten (dB) = 10 Trace Mode = VIEW	M1 : 2424.028 MHz : -10.517 dBm M2 : 6951.864 MHz : -67.504 dBm	Limit: -40.52 dBm Margin: -26.98 dB

Back to the Matrix

CONDUCTED SPURIOUS EMISSIONS - AVERAGE

Variant: 802.11b, Channel: 2462.00 MHz, Chain c, Temp: Ambient, Voltage: 3.3 Vdc

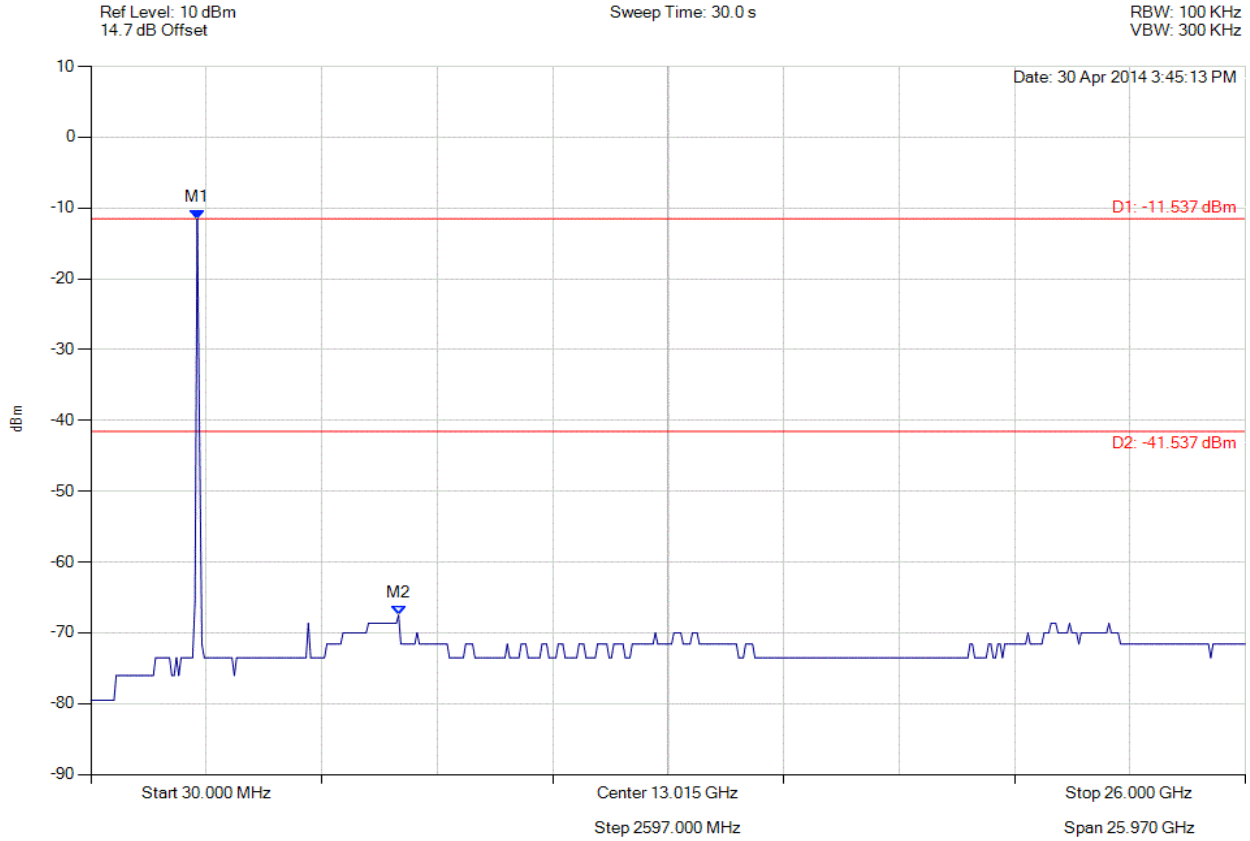

Analyser Setup	Marker : Frequency : Amplitude	Test Results
Detector = AVERAGE Sweep Count = 0 RF Atten (dB) = 10 Trace Mode = VIEW	M1 : 2424.028 MHz : -11.537 dBm M2 : 6951.864 MHz : -67.504 dBm	Limit: -41.54 dBm Margin: -25.96 dB

Back to the Matrix

CONDUCTED SPURIOUS EMISSIONS - AVERAGE

Variant: 802.11g, Channel: 2412.00 MHz, Chain a, Temp: Ambient, Voltage: 3.3 Vdc

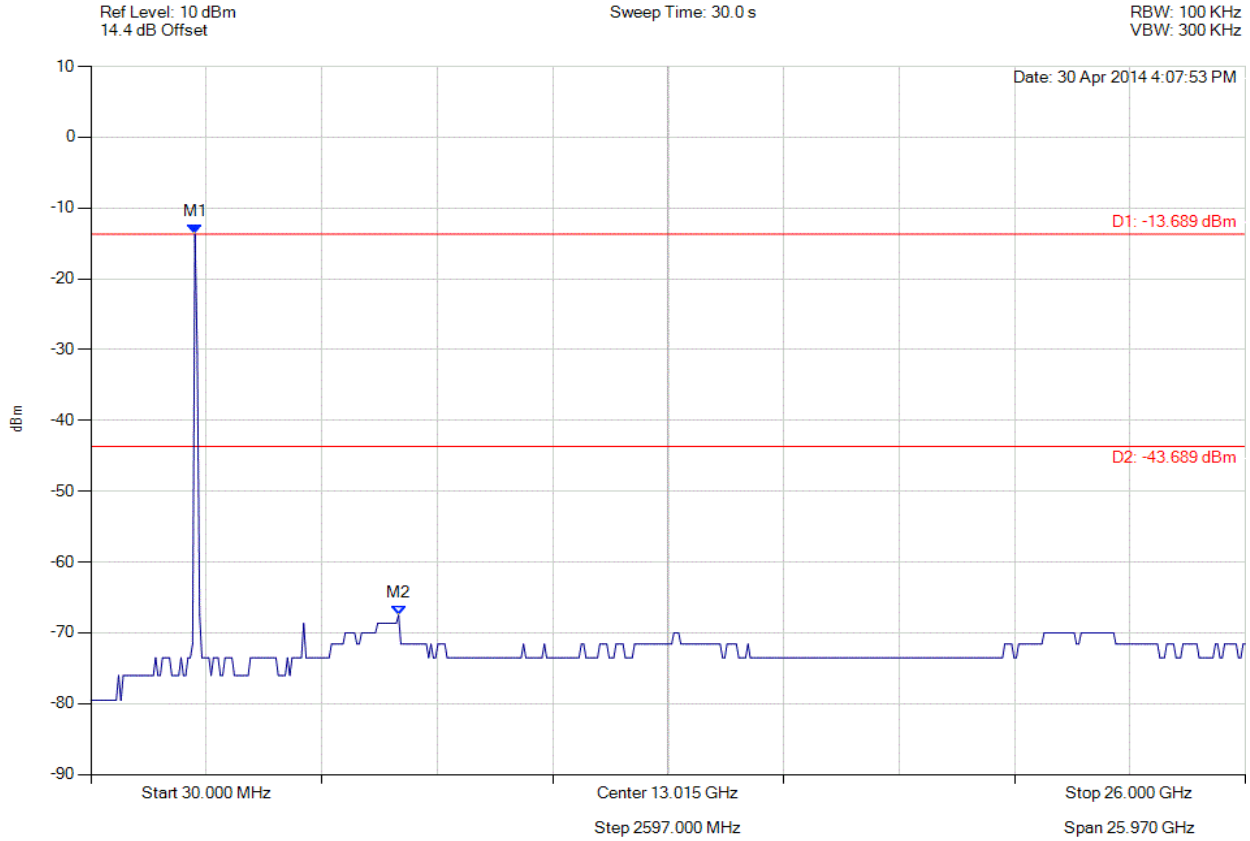

Analyser Setup	Marker : Frequency : Amplitude	Test Results
Detector = AVERAGE Sweep Count = 0 RF Atten (dB) = 10 Trace Mode = VIEW	M1 : 2371.984 MHz : -13.689 dBm M2 : 6951.864 MHz : -67.504 dBm	Limit: -43.69 dBm Margin: -23.81 dB

Back to the Matrix

CONDUCTED SPURIOUS EMISSIONS - AVERAGE

Variant: 802.11g, Channel: 2412.00 MHz, Chain b, Temp: Ambient, Voltage: 3.3 Vdc

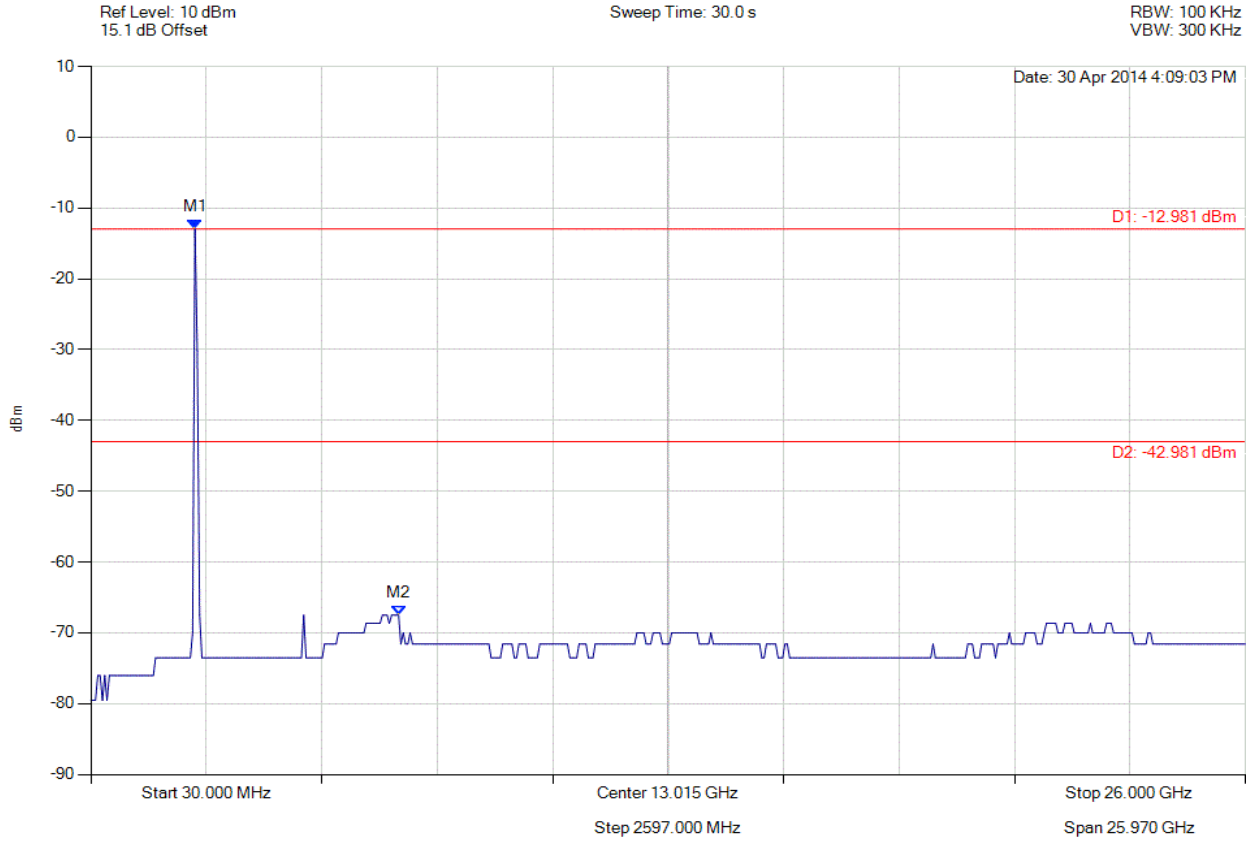

Analyser Setup	Marker : Frequency : Amplitude	Test Results
Detector = AVERAGE Sweep Count = 0 RF Atten (dB) = 10 Trace Mode = VIEW	M1 : 2371.984 MHz : -12.981 dBm M2 : 6951.864 MHz : -67.504 dBm	Limit: -42.98 dBm Margin: -24.52 dB

Back to the Matrix

CONDUCTED SPURIOUS EMISSIONS - AVERAGE

Variant: 802.11g, Channel: 2412.00 MHz, Chain c, Temp: Ambient, Voltage: 3.3 Vdc

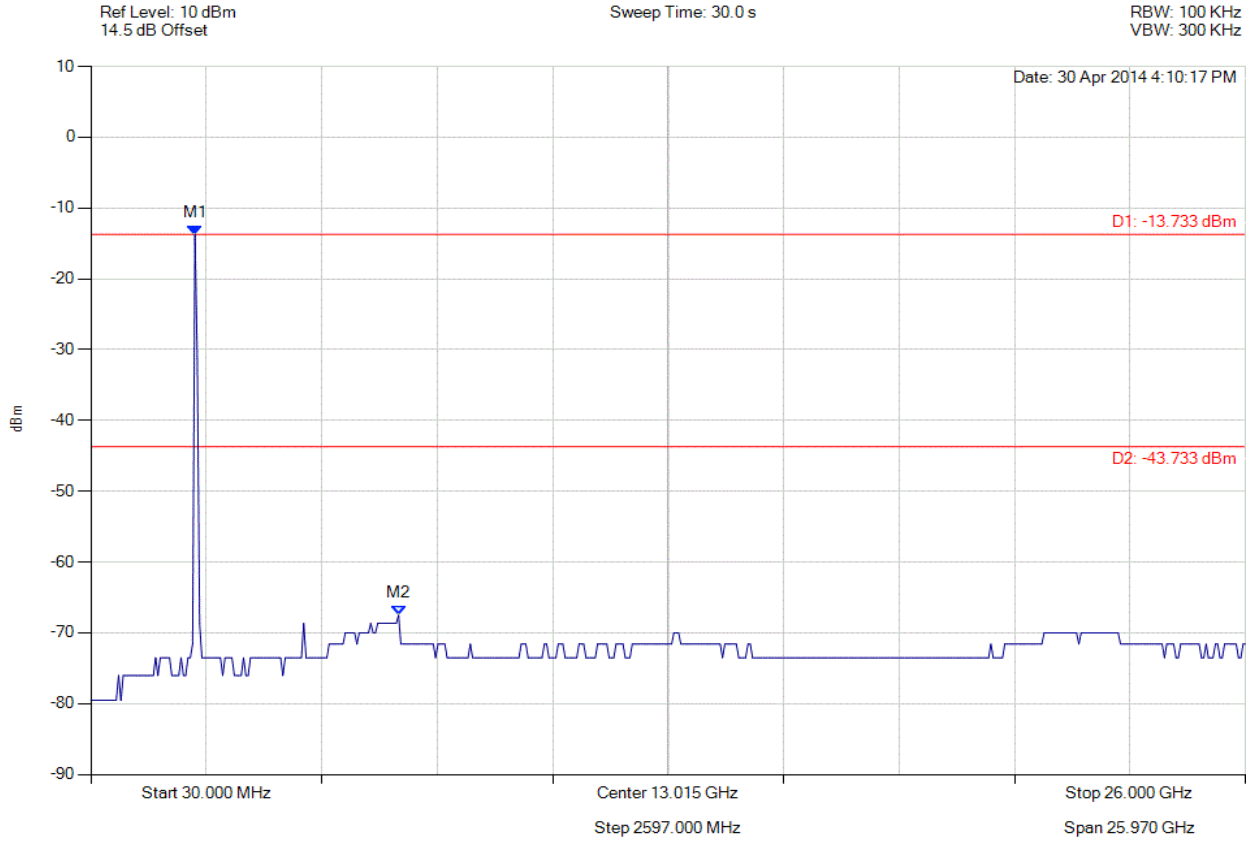

Analyser Setup	Marker : Frequency : Amplitude	Test Results
Detector = AVERAGE Sweep Count = 0 RF Atten (dB) = 10 Trace Mode = VIEW	M1 : 2371.984 MHz : -13.733 dBm M2 : 6951.864 MHz : -67.504 dBm	Limit: -43.73 dBm Margin: -23.77 dB

Back to the Matrix

CONDUCTED SPURIOUS EMISSIONS - AVERAGE

Variant: 802.11g, Channel: 2437.00 MHz, Chain a, Temp: Ambient, Voltage: 3.3 Vdc

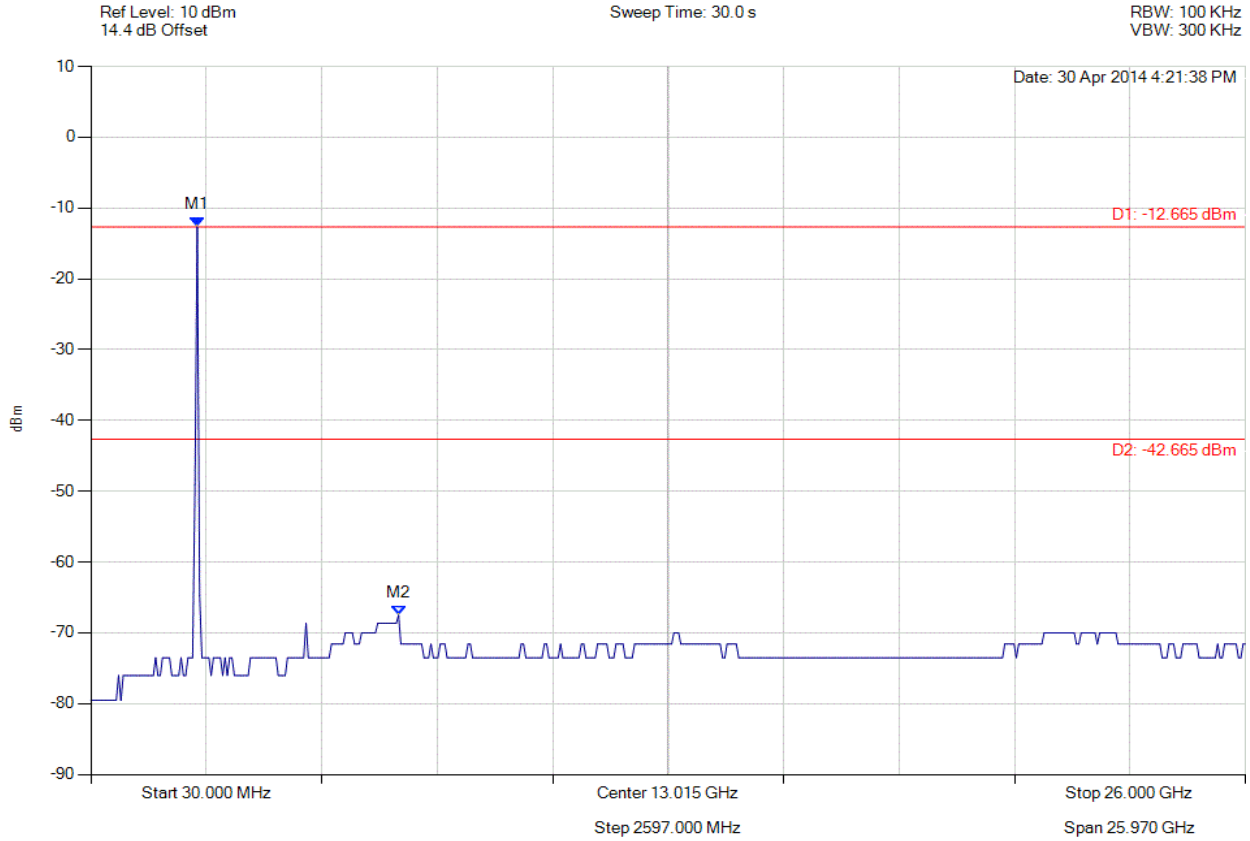

Analyser Setup	Marker : Frequency : Amplitude	Test Results
Detector = AVERAGE Sweep Count = 0 RF Atten (dB) = 10 Trace Mode = VIEW	M1 : 2424.028 MHz : -12.665 dBm M2 : 6951.864 MHz : -67.504 dBm	Limit: -42.67 dBm Margin: -24.83 dB

Back to the Matrix

CONDUCTED SPURIOUS EMISSIONS - AVERAGE

Variant: 802.11g, Channel: 2437.00 MHz, Chain b, Temp: Ambient, Voltage: 3.3 Vdc

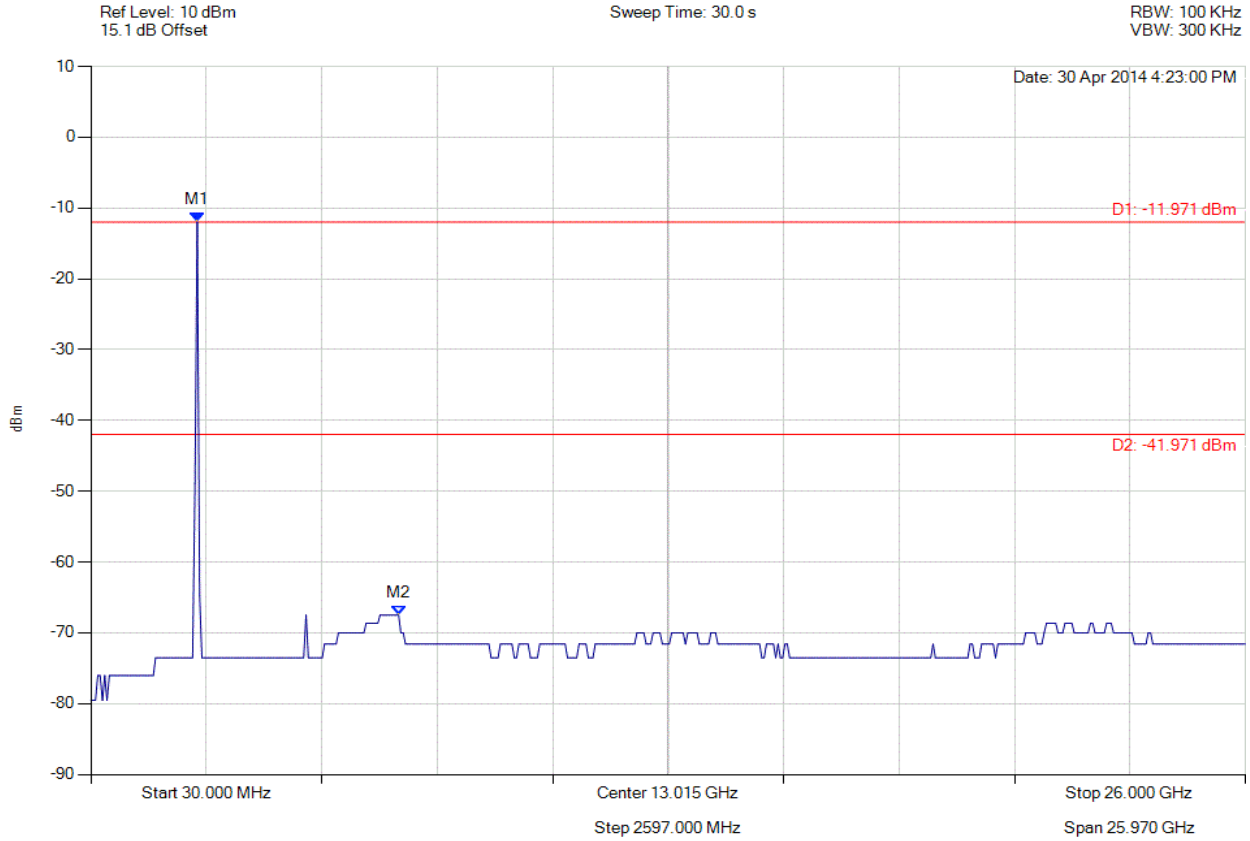

Analyser Setup	Marker : Frequency : Amplitude	Test Results
Detector = AVERAGE Sweep Count = 0 RF Atten (dB) = 10 Trace Mode = VIEW	M1 : 2424.028 MHz : -11.971 dBm M2 : 6951.864 MHz : -67.504 dBm	Limit: -41.97 dBm Margin: -25.53 dB

Back to the Matrix

CONDUCTED SPURIOUS EMISSIONS - AVERAGE

Variant: 802.11g, Channel: 2437.00 MHz, Chain c, Temp: Ambient, Voltage: 3.3 Vdc

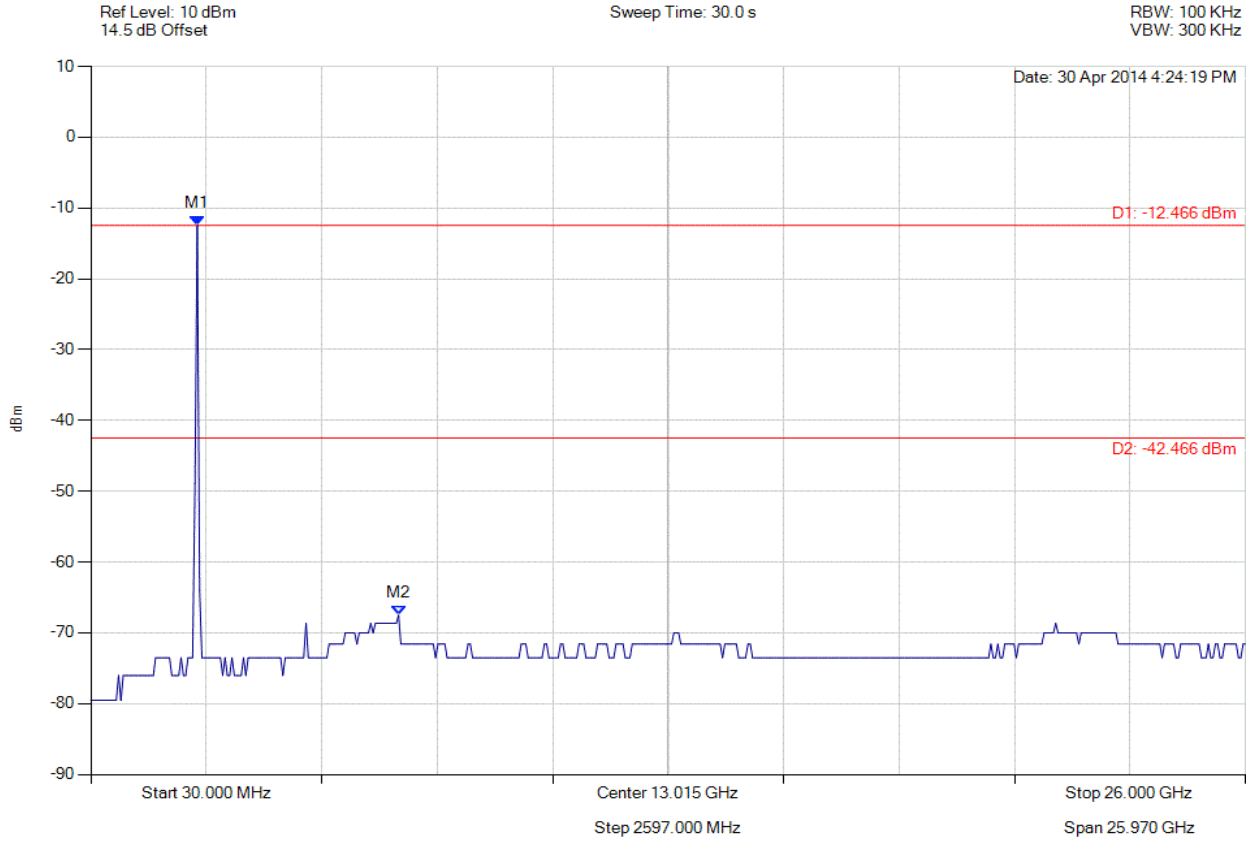

Analyser Setup	Marker : Frequency : Amplitude	Test Results
Detector = AVERAGE Sweep Count = 0 RF Atten (dB) = 10 Trace Mode = VIEW	M1 : 2424.028 MHz : -12.466 dBm M2 : 6951.864 MHz : -67.504 dBm	Limit: -42.47 dBm Margin: -25.03 dB

Back to the Matrix

CONDUCTED SPURIOUS EMISSIONS - AVERAGE

Variant: 802.11g, Channel: 2462.00 MHz, Chain a, Temp: Ambient, Voltage: 3.3 Vdc

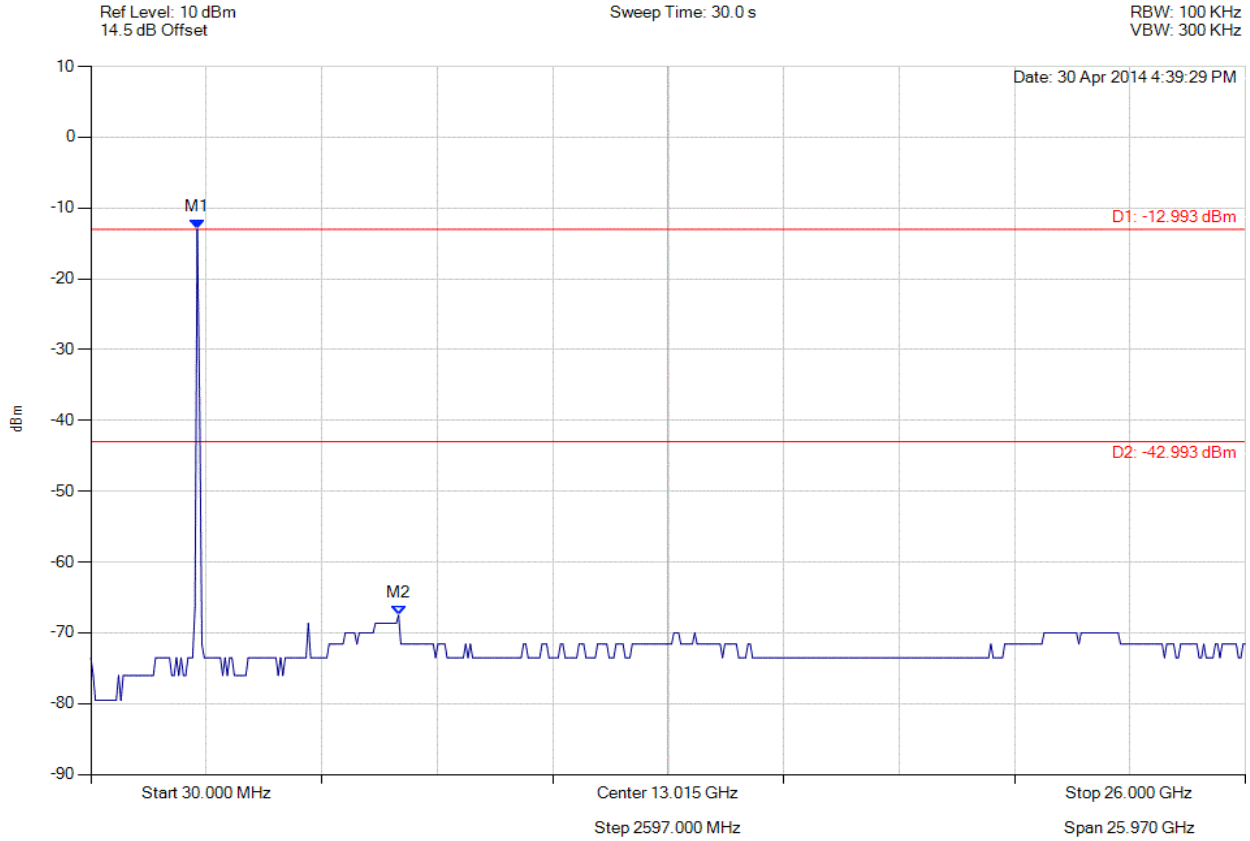

Analyser Setup	Marker : Frequency : Amplitude	Test Results
Detector = AVERAGE Sweep Count = 0 RF Atten (dB) = 10 Trace Mode = VIEW	M1 : 2424.028 MHz : -12.993 dBm M2 : 6951.864 MHz : -67.504 dBm	Limit: -42.99 dBm Margin: -24.51 dB

Back to the Matrix

CONDUCTED SPURIOUS EMISSIONS - AVERAGE

Variant: 802.11g, Channel: 2462.00 MHz, Chain b, Temp: Ambient, Voltage: 3.3 Vdc

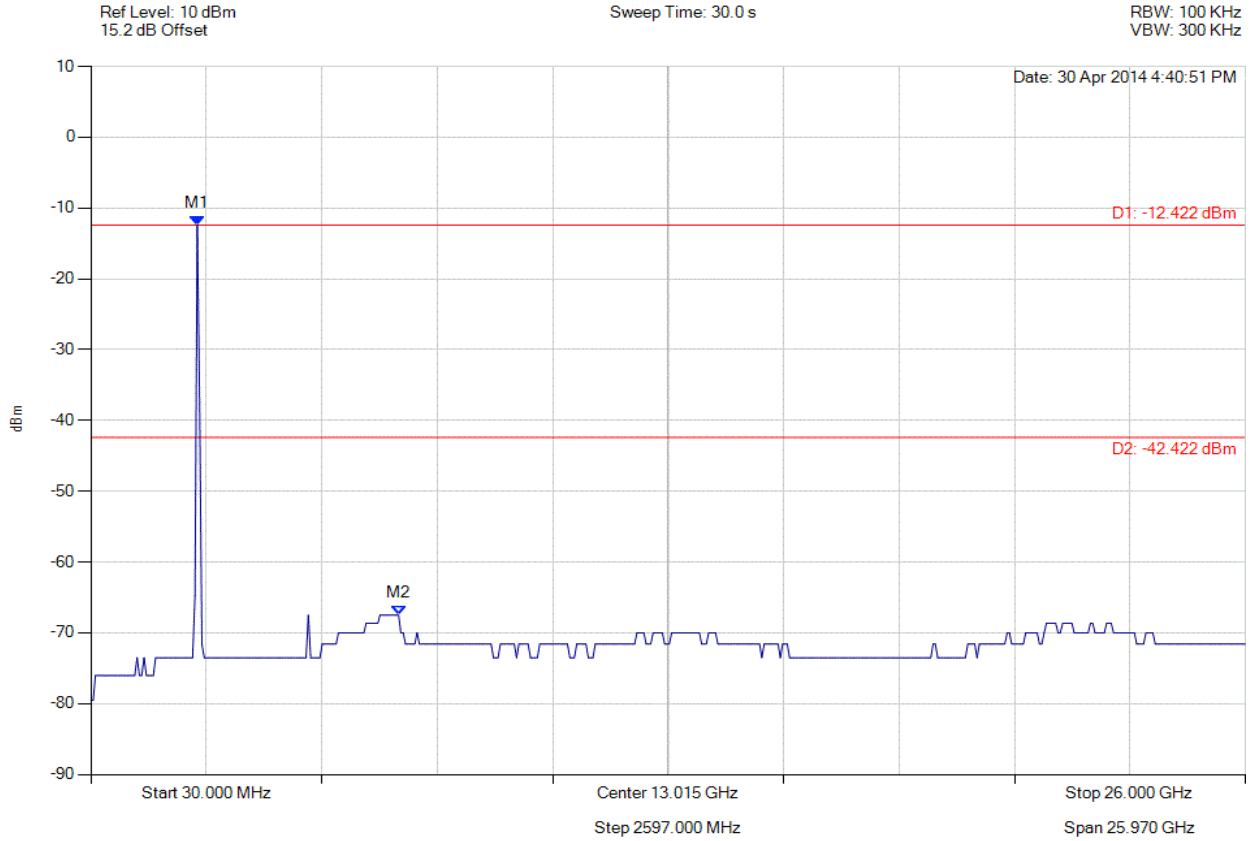

Analyser Setup	Marker : Frequency : Amplitude	Test Results
Detector = AVERAGE Sweep Count = 0 RF Atten (dB) = 10 Trace Mode = VIEW	M1 : 2424.028 MHz : -12.422 dBm M2 : 6951.864 MHz : -67.504 dBm	Limit: -42.42 dBm Margin: -25.08 dB

Back to the Matrix

CONDUCTED SPURIOUS EMISSIONS - AVERAGE

Variant: 802.11g, Channel: 2462.00 MHz, Chain c, Temp: Ambient, Voltage: 3.3 Vdc

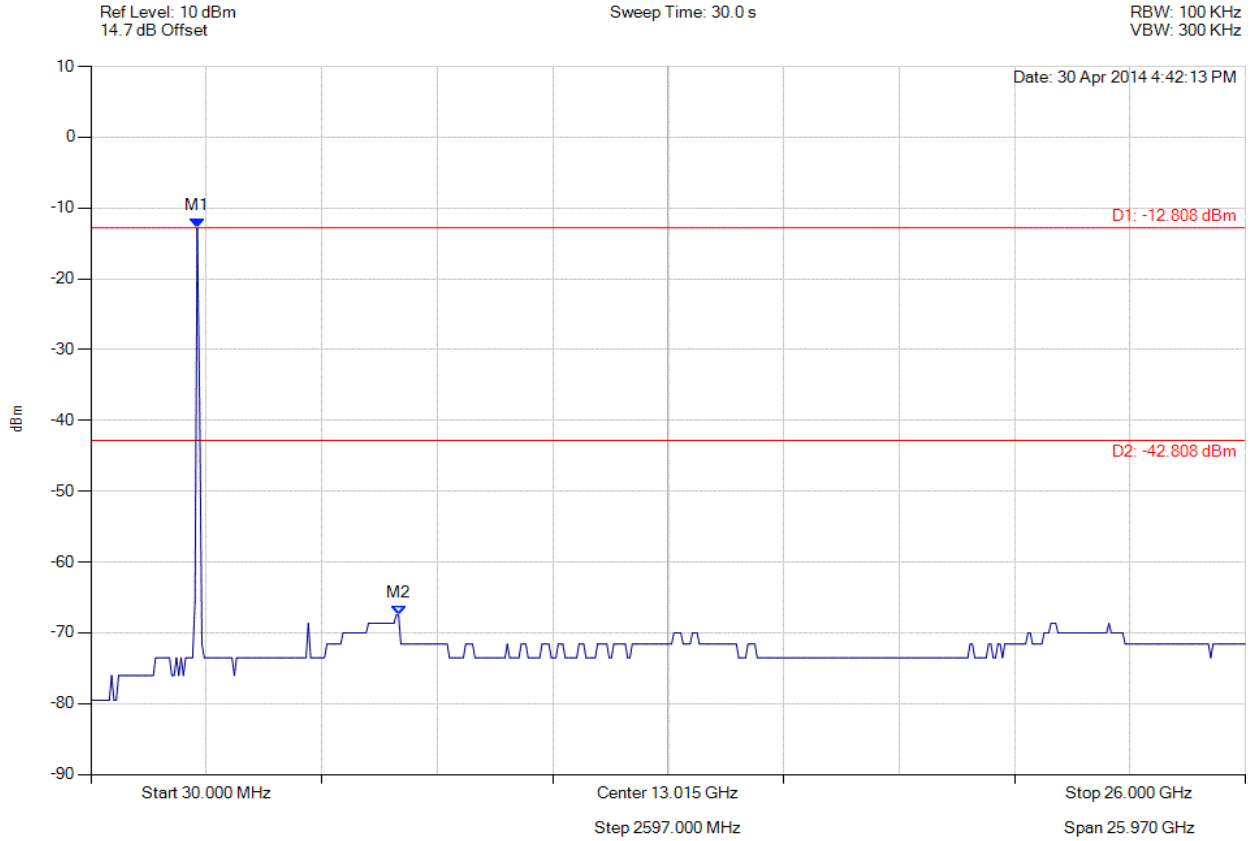

Analyser Setup	Marker : Frequency : Amplitude	Test Results
Detector = AVERAGE Sweep Count = 0 RF Atten (dB) = 10 Trace Mode = VIEW	M1 : 2424.028 MHz : -12.808 dBm M2 : 6951.864 MHz : -67.504 dBm	Limit: -42.81 dBm Margin: -24.69 dB

Back to the Matrix

CONDUCTED SPURIOUS EMISSIONS - AVERAGE

Variant: 802.11n HT-20, Channel: 2412.00 MHz, Chain a, Temp: Ambient, Voltage: 3.3 Vdc

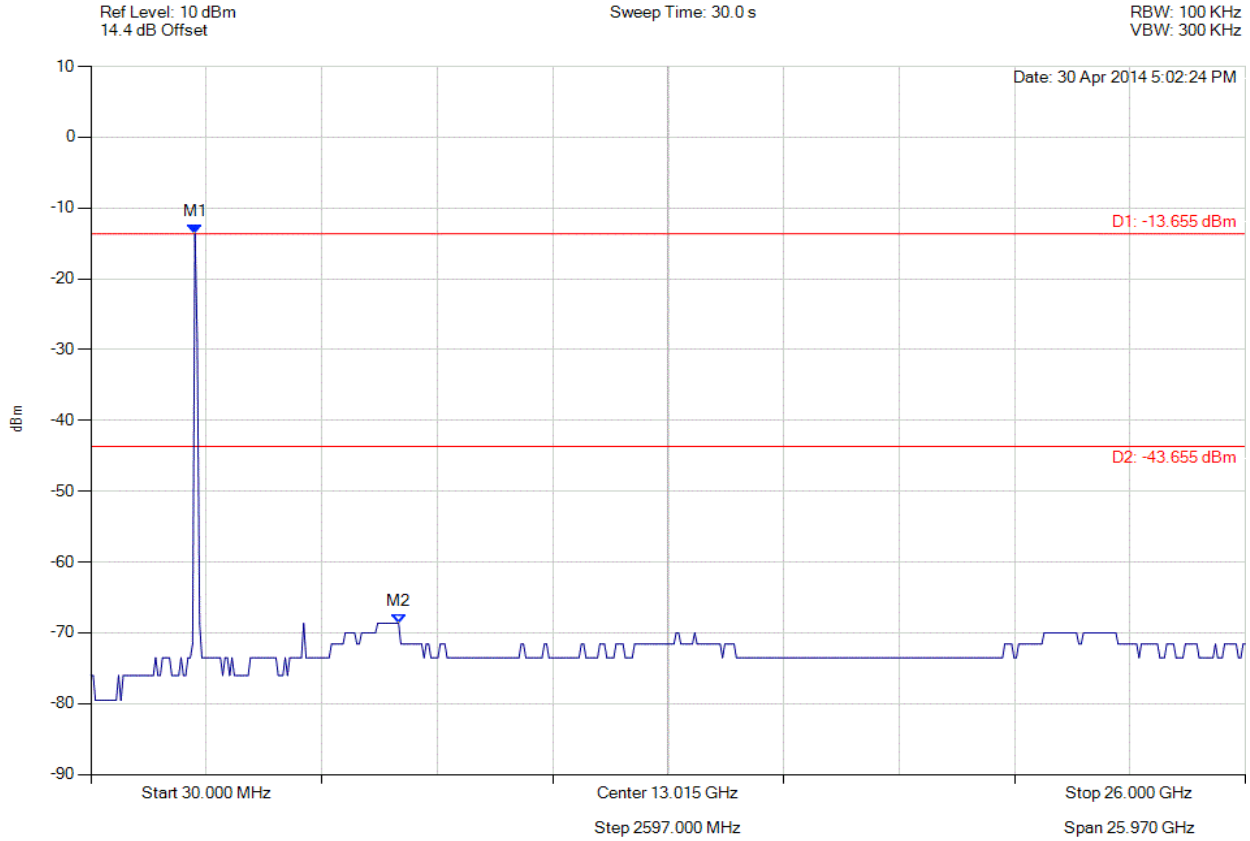

Analyser Setup	Marker : Frequency : Amplitude	Test Results
Detector = AVERAGE Sweep Count = 0 RF Atten (dB) = 10 Trace Mode = VIEW	M1 : 2371.984 MHz : -13.655 dBm M2 : 6951.864 MHz : -68.663 dBm	Limit: -43.66 dBm Margin: -25.00 dB

Back to the Matrix

CONDUCTED SPURIOUS EMISSIONS - AVERAGE

Variant: 802.11n HT-20, Channel: 2412.00 MHz, Chain b, Temp: Ambient, Voltage: 3.3 Vdc

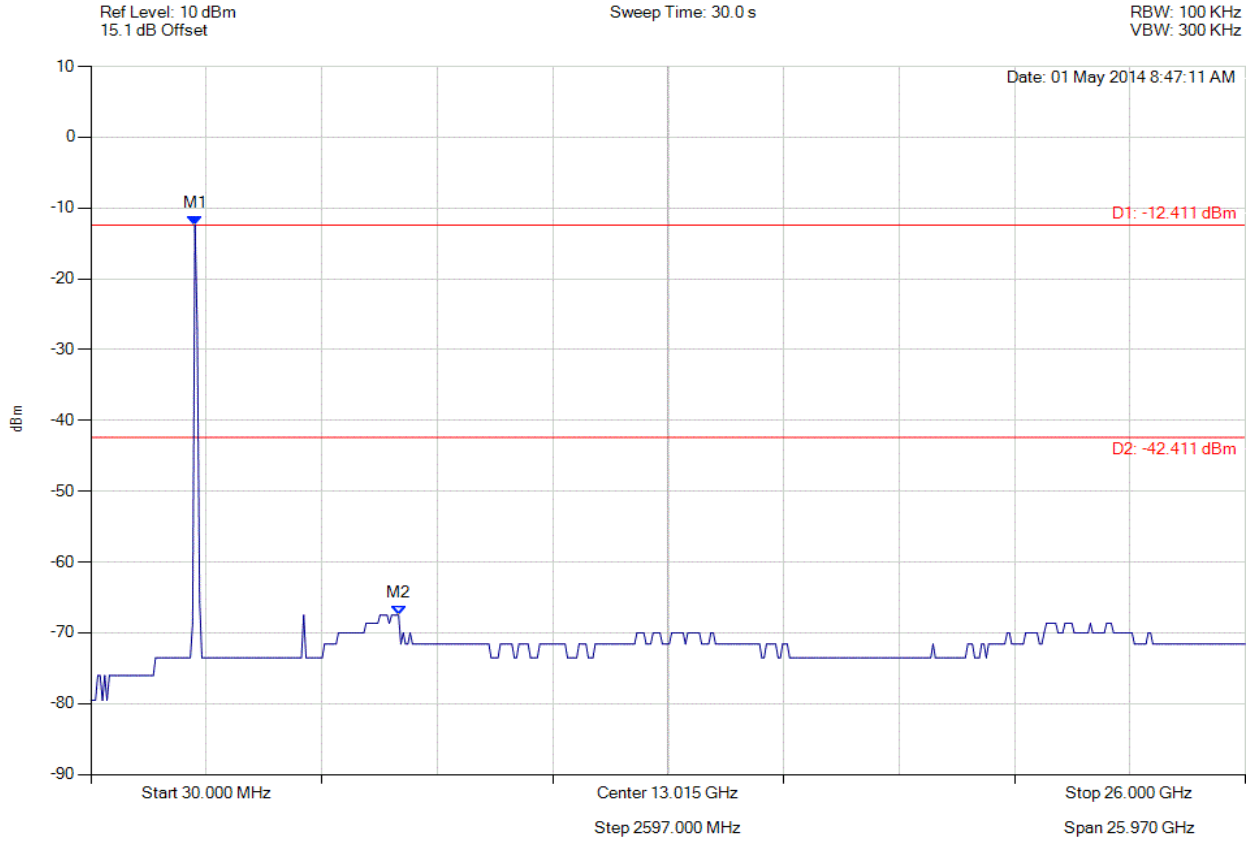

Analyser Setup	Marker : Frequency : Amplitude	Test Results
Detector = AVERAGE Sweep Count = 0 RF Atten (dB) = 10 Trace Mode = VIEW	M1 : 2371.984 MHz : -12.411 dBm M2 : 6951.864 MHz : -67.504 dBm	Limit: -42.41 dBm Margin: -25.09 dB

Back to the Matrix

CONDUCTED SPURIOUS EMISSIONS - AVERAGE

Variant: 802.11n HT-20, Channel: 2412.00 MHz, Chain c, Temp: Ambient, Voltage: 3.3 Vdc

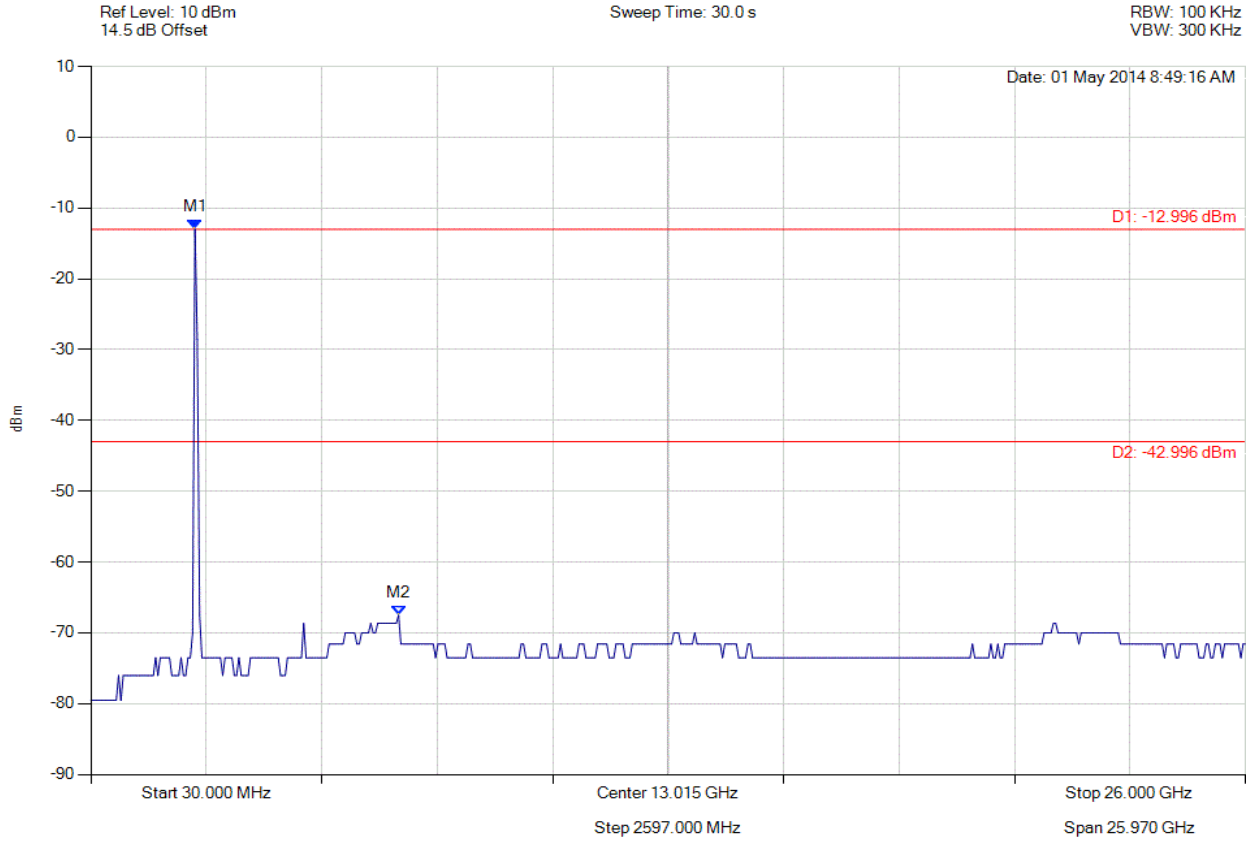

Analyser Setup	Marker : Frequency : Amplitude	Test Results
Detector = AVERAGE Sweep Count = 0 RF Atten (dB) = 10 Trace Mode = VIEW	M1 : 2371.984 MHz : -12.996 dBm M2 : 6951.864 MHz : -67.504 dBm	Limit: -43.00 dBm Margin: -24.50 dB

Back to the Matrix

CONDUCTED SPURIOUS EMISSIONS - AVERAGE

Variant: 802.11n HT-20, Channel: 2437.00 MHz, Chain a, Temp: Ambient, Voltage: 3.3 Vdc

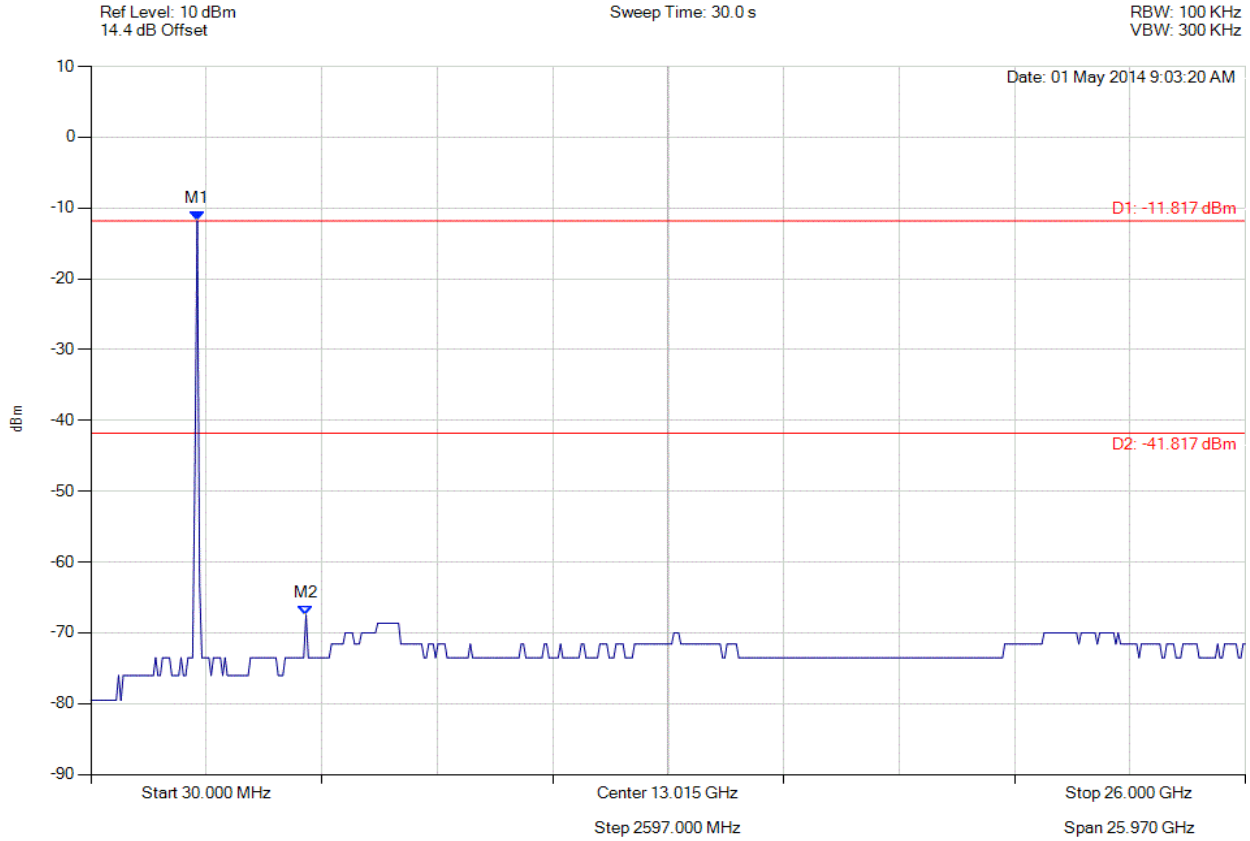

Analyser Setup	Marker : Frequency : Amplitude	Test Results
Detector = AVERAGE Sweep Count = 0 RF Atten (dB) = 10 Trace Mode = VIEW	M1 : 2424.028 MHz : -11.817 dBm M2 : 4870.100 MHz : -67.504 dBm	Limit: -41.82 dBm Margin: -25.68 dB

Back to the Matrix

CONDUCTED SPURIOUS EMISSIONS - AVERAGE

Variant: 802.11n HT-20, Channel: 2437.00 MHz, Chain b, Temp: Ambient, Voltage: 3.3 Vdc

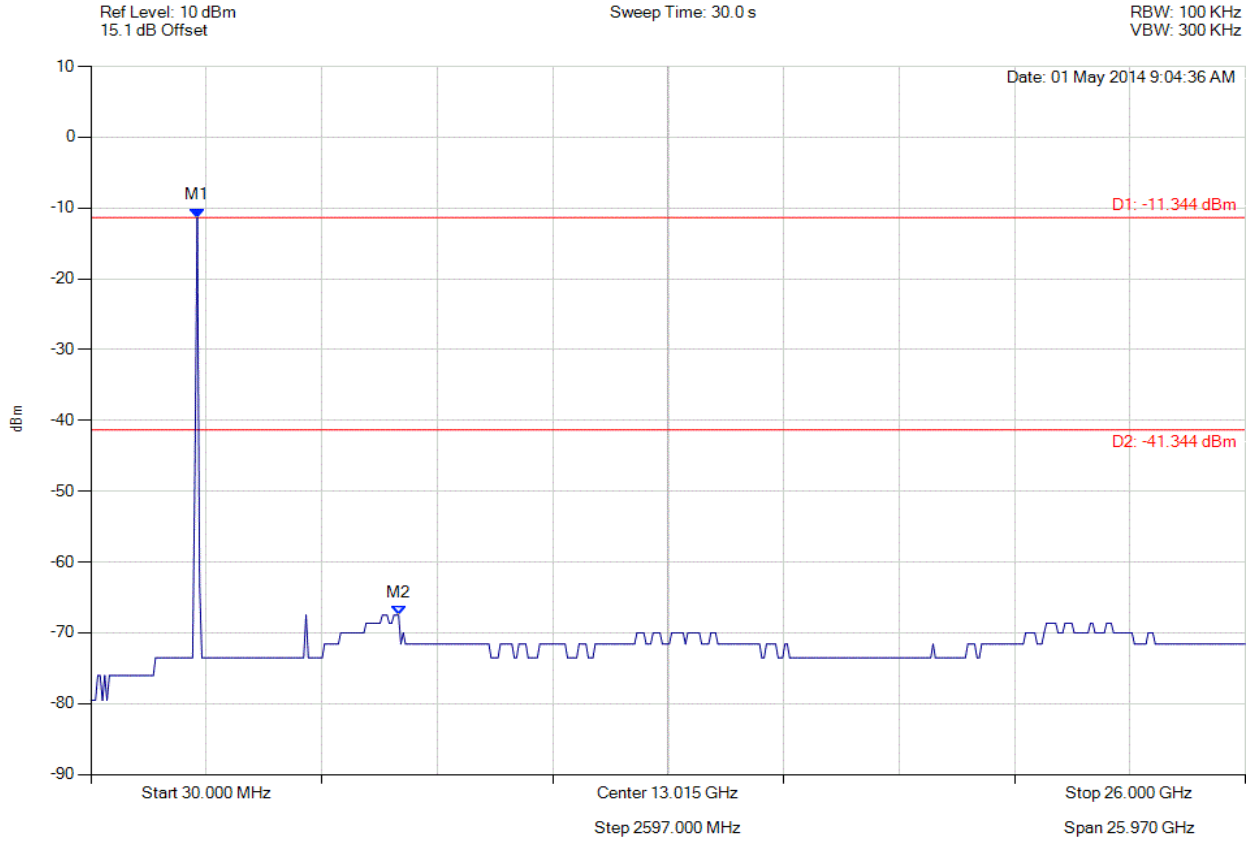

Analyser Setup	Marker : Frequency : Amplitude	Test Results
Detector = AVERAGE Sweep Count = 0 RF Atten (dB) = 10 Trace Mode = VIEW	M1 : 2424.028 MHz : -11.344 dBm M2 : 6951.864 MHz : -67.504 dBm	Limit: -41.34 dBm Margin: -26.16 dB

Back to the Matrix

CONDUCTED SPURIOUS EMISSIONS - AVERAGE

Variant: 802.11n HT-20, Channel: 2437.00 MHz, Chain c, Temp: Ambient, Voltage: 3.3 Vdc

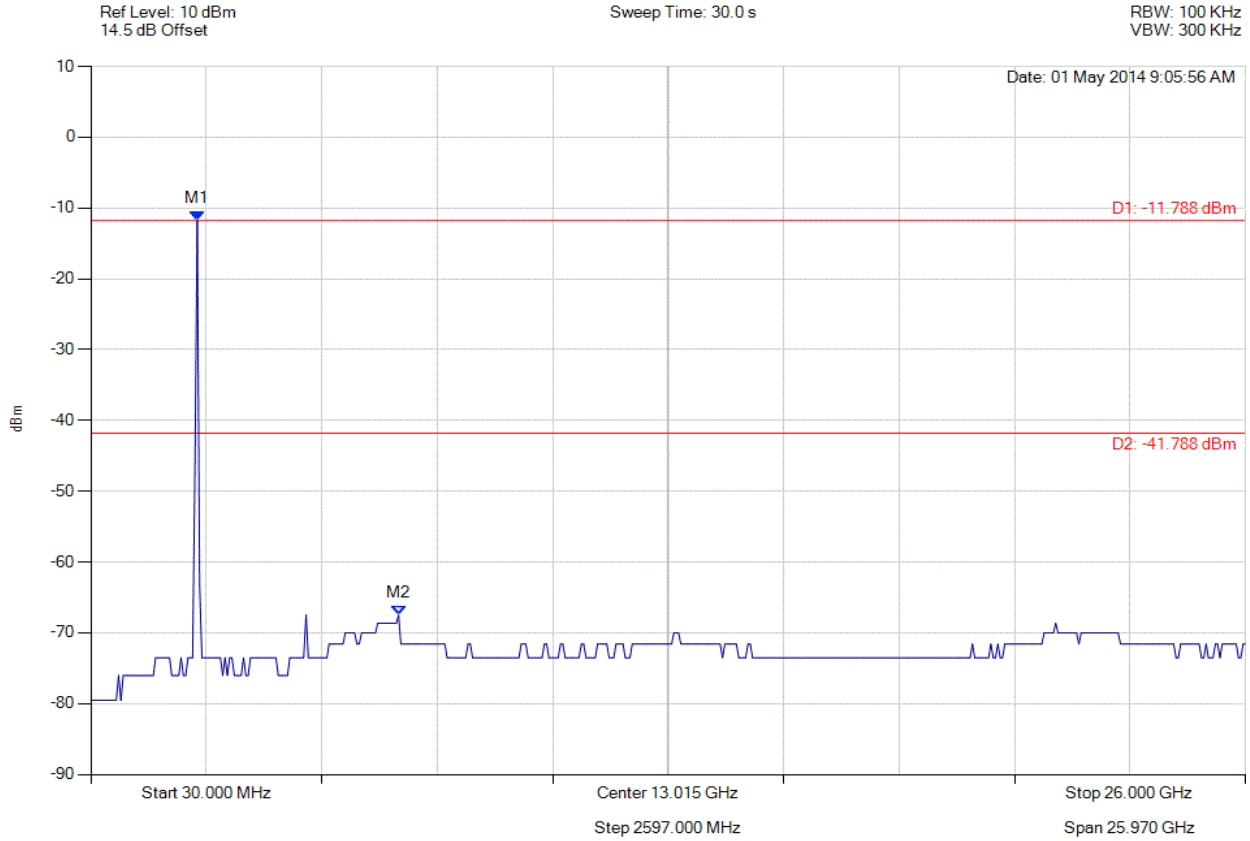

Analyser Setup	Marker : Frequency : Amplitude	Test Results
Detector = AVERAGE Sweep Count = 0 RF Atten (dB) = 10 Trace Mode = VIEW	M1 : 2424.028 MHz : -11.788 dBm M2 : 6951.864 MHz : -67.504 dBm	Limit: -41.79 dBm Margin: -25.71 dB

Back to the Matrix

CONDUCTED SPURIOUS EMISSIONS - AVERAGE

Variant: 802.11n HT-20, Channel: 2462.00 MHz, Chain a, Temp: Ambient, Voltage: 3.3 Vdc

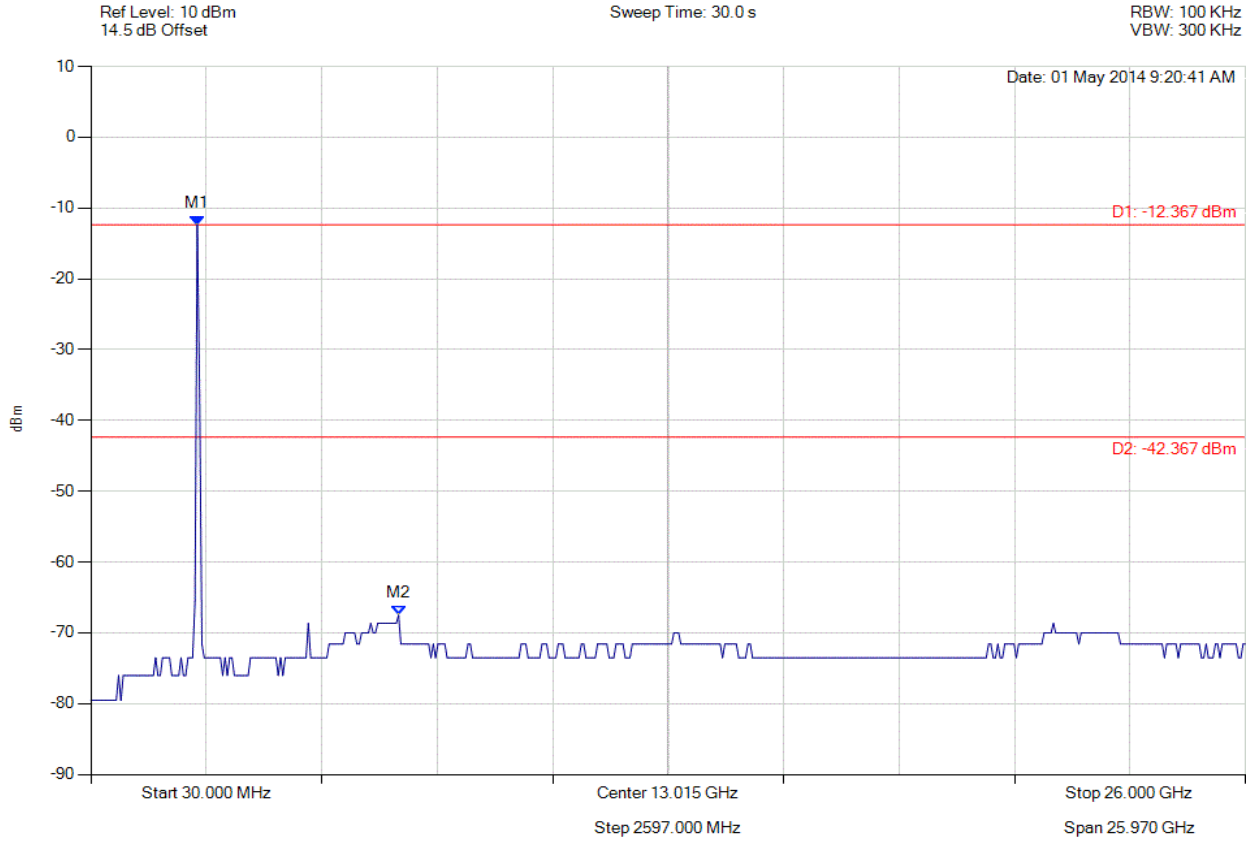

Analyser Setup	Marker : Frequency : Amplitude	Test Results
Detector = AVERAGE Sweep Count = 0 RF Atten (dB) = 10 Trace Mode = VIEW	M1 : 2424.028 MHz : -12.367 dBm M2 : 6951.864 MHz : -67.504 dBm	Limit: -42.37 dBm Margin: -25.13 dB

Back to the Matrix

CONDUCTED SPURIOUS EMISSIONS - AVERAGE

Variant: 802.11n HT-20, Channel: 2462.00 MHz, Chain b, Temp: Ambient, Voltage: 3.3 Vdc

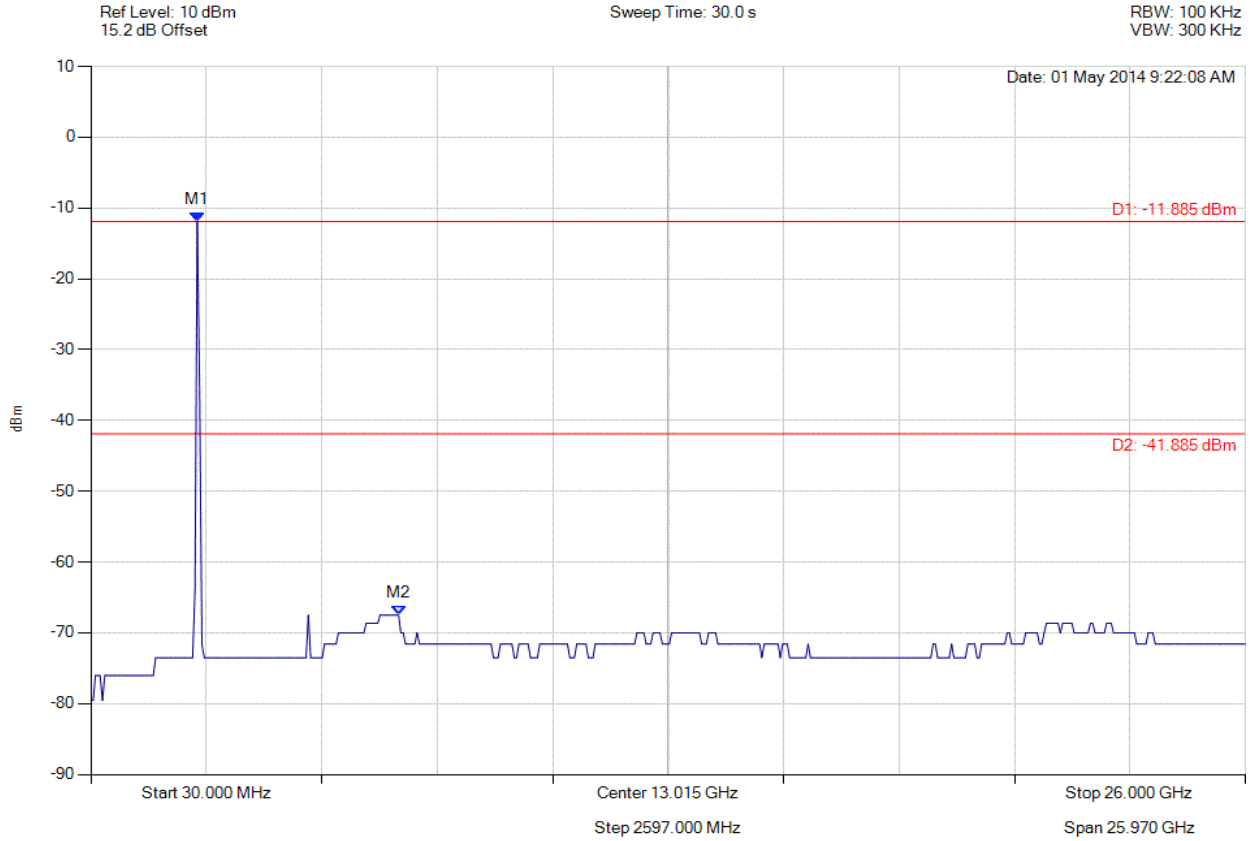

Analyser Setup	Marker : Frequency : Amplitude	Test Results
Detector = AVERAGE Sweep Count = 0 RF Atten (dB) = 10 Trace Mode = VIEW	M1 : 2424.028 MHz : -11.885 dBm M2 : 6951.864 MHz : -67.504 dBm	Limit: -41.89 dBm Margin: -25.61 dB

Back to the Matrix

CONDUCTED SPURIOUS EMISSIONS - AVERAGE

Variant: 802.11n HT-20, Channel: 2462.00 MHz, Chain c, Temp: Ambient, Voltage: 3.3 Vdc

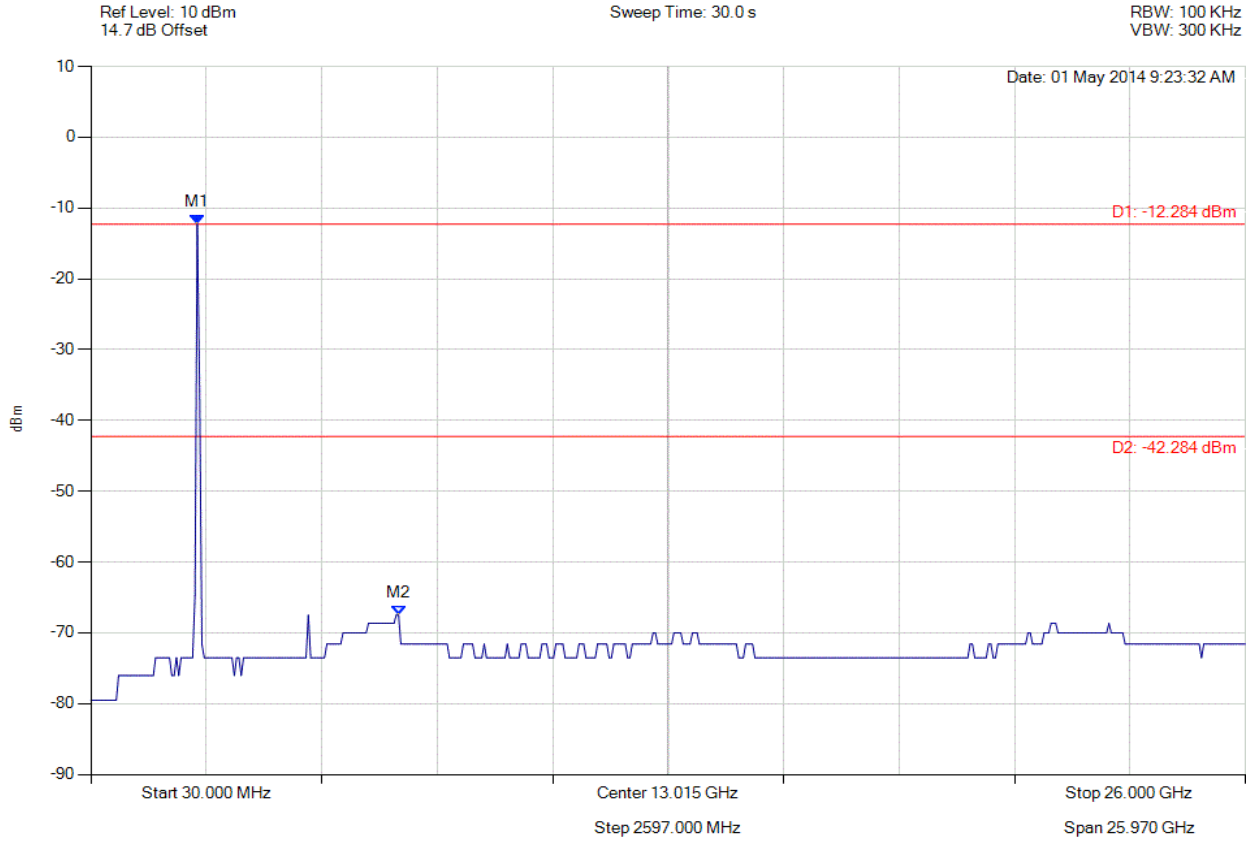

Analyser Setup	Marker : Frequency : Amplitude	Test Results
Detector = AVERAGE Sweep Count = 0 RF Atten (dB) = 10 Trace Mode = VIEW	M1 : 2424.028 MHz : -12.284 dBm M2 : 6951.864 MHz : -67.504 dBm	Limit: -42.28 dBm Margin: -25.22 dB

Back to the Matrix

CONDUCTED SPURIOUS EMISSIONS - AVERAGE

Variant: 802.11n HT-40, Channel: 2422.00 MHz, Chain a, Temp: Ambient, Voltage: 3.3 Vdc

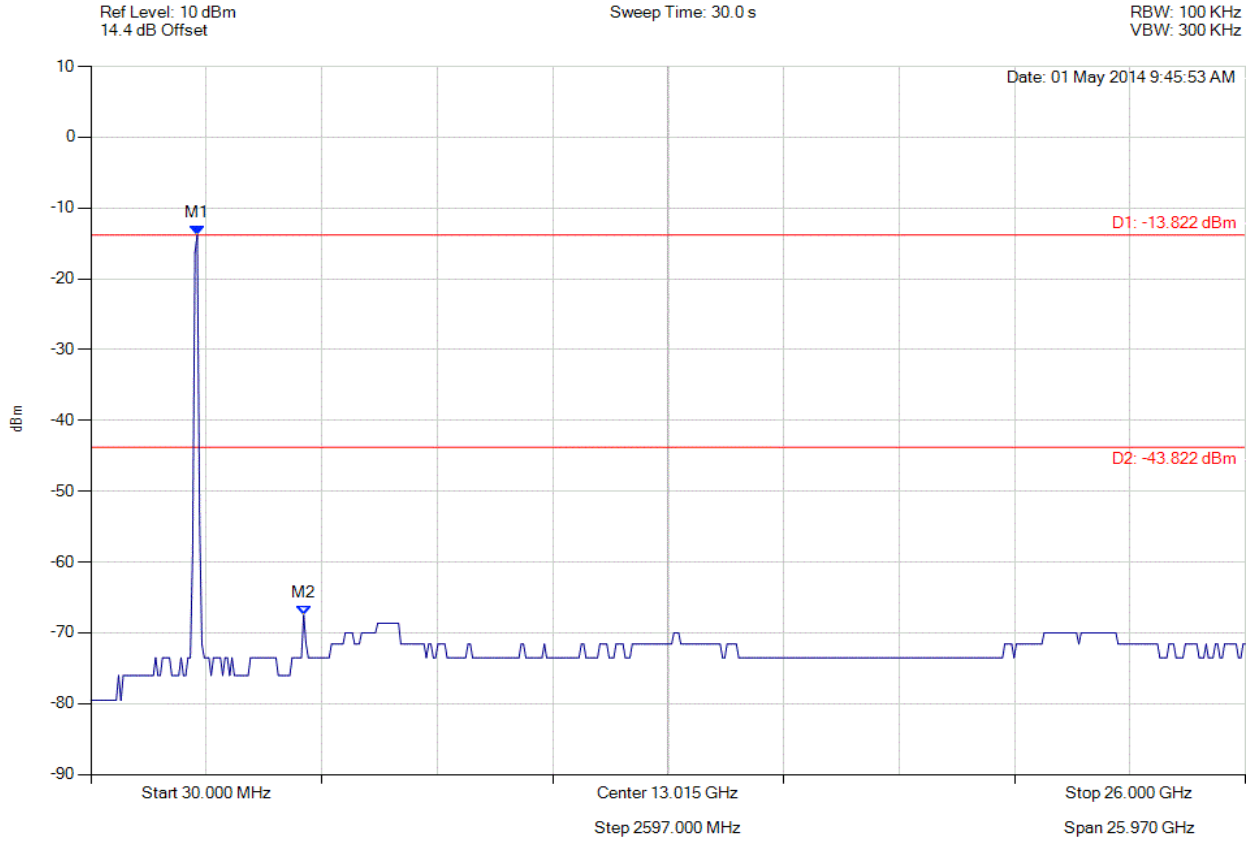

Analyser Setup	Marker : Frequency : Amplitude	Test Results
Detector = AVERAGE Sweep Count = 0 RF Atten (dB) = 10 Trace Mode = VIEW	M1 : 2424.028 MHz : -13.822 dBm M2 : 4818.056 MHz : -67.504 dBm	Limit: -43.82 dBm Margin: -23.68 dB

Back to the Matrix

CONDUCTED SPURIOUS EMISSIONS - AVERAGE

Variant: 802.11n HT-40, Channel: 2422.00 MHz, Chain b, Temp: Ambient, Voltage: 3.3 Vdc

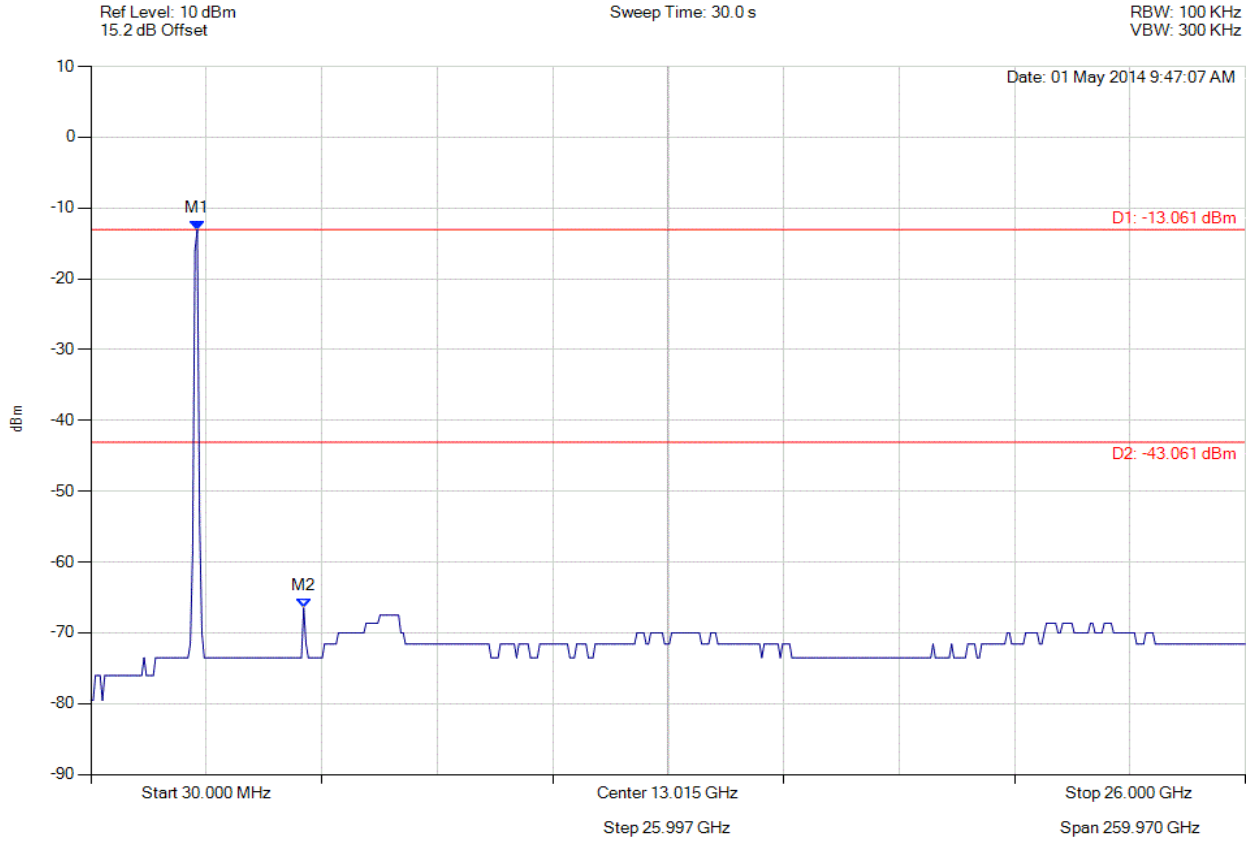

Analyser Setup	Marker : Frequency : Amplitude	Test Results
Detector = AVERAGE Sweep Count = 0 RF Atten (dB) = 10 Trace Mode = VIEW	M1 : 2424.028 MHz : -13.061 dBm M2 : 4818.056 MHz : -66.480 dBm	Limit: -43.06 dBm Margin: -23.42 dB

Back to the Matrix

CONDUCTED SPURIOUS EMISSIONS - AVERAGE

Variant: 802.11n HT-40, Channel: 2422.00 MHz, Chain c, Temp: Ambient, Voltage: 3.3 Vdc

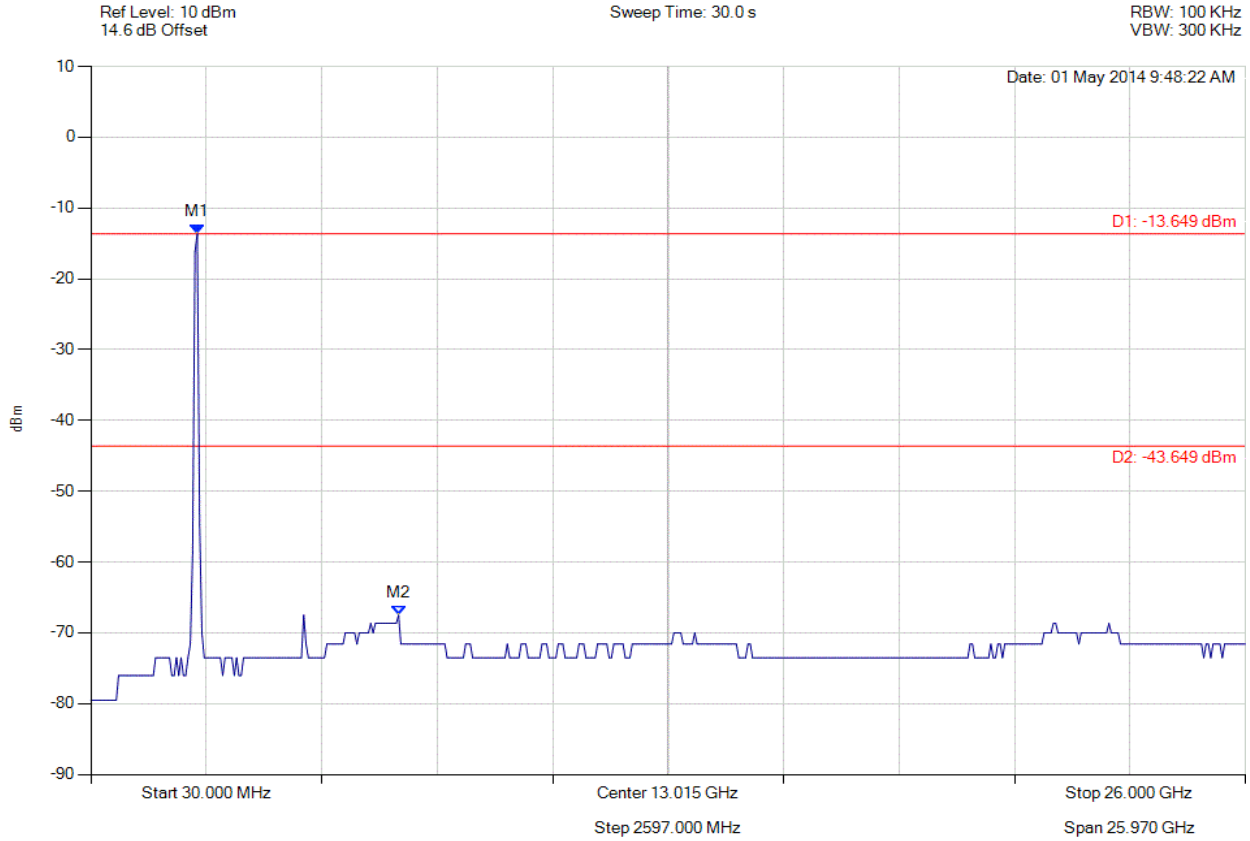

Analyser Setup	Marker : Frequency : Amplitude	Test Results
Detector = AVERAGE Sweep Count = 0 RF Atten (dB) = 10 Trace Mode = VIEW	M1 : 2424.028 MHz : -13.649 dBm M2 : 6951.864 MHz : -67.504 dBm	Limit: -43.65 dBm Margin: -23.85 dB

Back to the Matrix

CONDUCTED SPURIOUS EMISSIONS - AVERAGE

Variant: 802.11n HT-40, Channel: 2437.00 MHz, Chain a, Temp: Ambient, Voltage: 3.3 Vdc

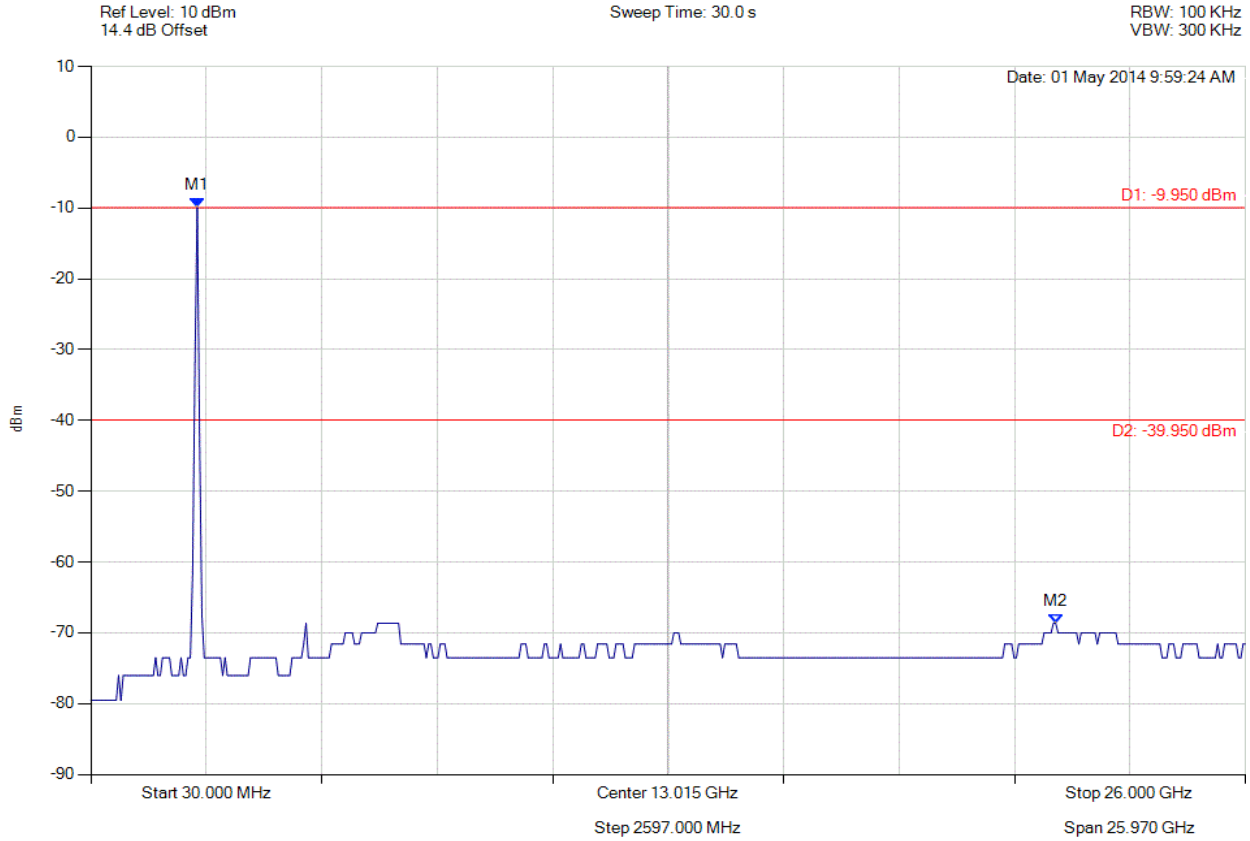

Analyser Setup	Marker : Frequency : Amplitude	Test Results
Detector = AVERAGE Sweep Count = 0 RF Atten (dB) = 10 Trace Mode = VIEW	M1 : 2424.028 MHz : -9.950 dBm M2 : 21.732 GHz : -68.663 dBm	Limit: -39.95 dBm Margin: -28.71 dB

Back to the Matrix

CONDUCTED SPURIOUS EMISSIONS - AVERAGE

Variant: 802.11n HT-40, Channel: 2437.00 MHz, Chain b, Temp: Ambient, Voltage: 3.3 Vdc

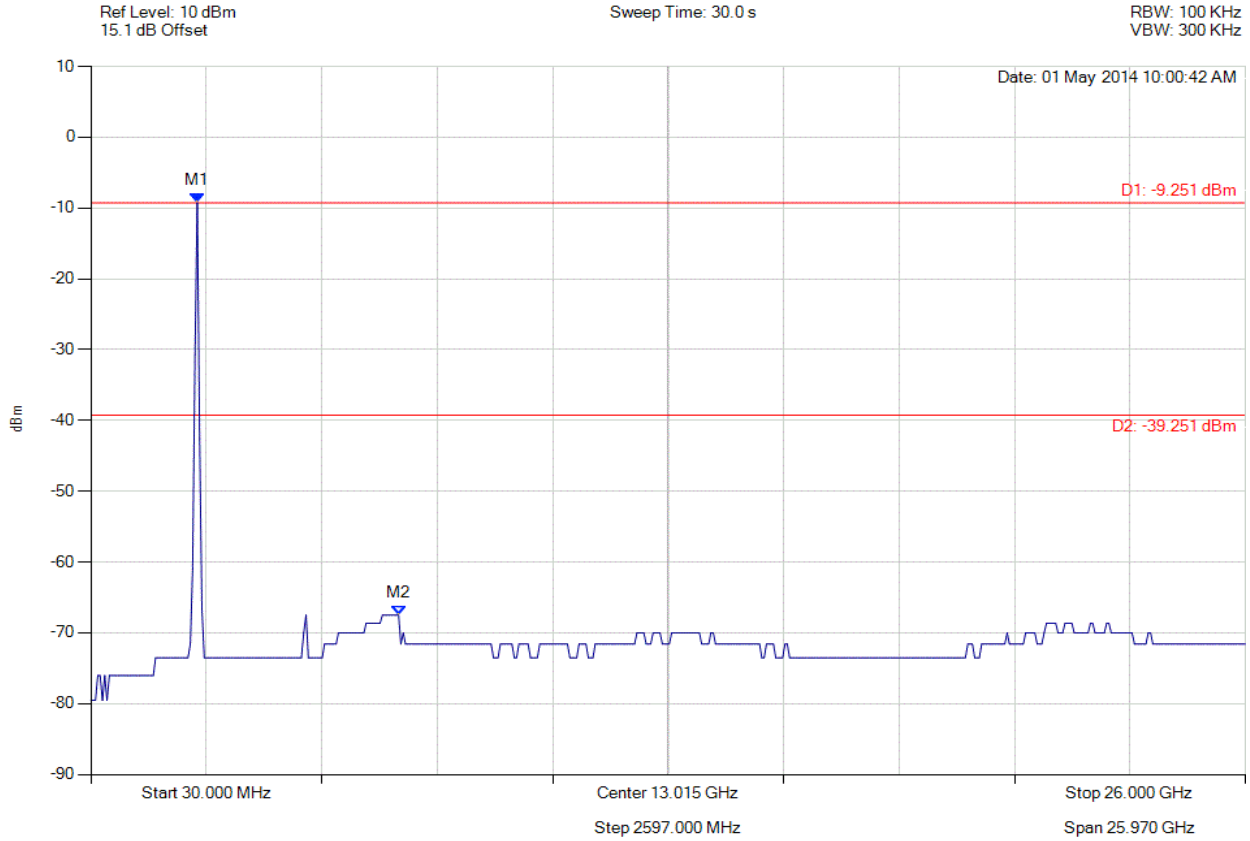

Analyser Setup	Marker : Frequency : Amplitude	Test Results
Detector = AVERAGE Sweep Count = 0 RF Atten (dB) = 10 Trace Mode = VIEW	M1 : 2424.028 MHz : -9.251 dBm M2 : 6951.864 MHz : -67.504 dBm	Limit: -39.25 dBm Margin: -28.25 dB

Back to the Matrix

CONDUCTED SPURIOUS EMISSIONS - AVERAGE

Variant: 802.11n HT-40, Channel: 2437.00 MHz, Chain c, Temp: Ambient, Voltage: 3.3 Vdc

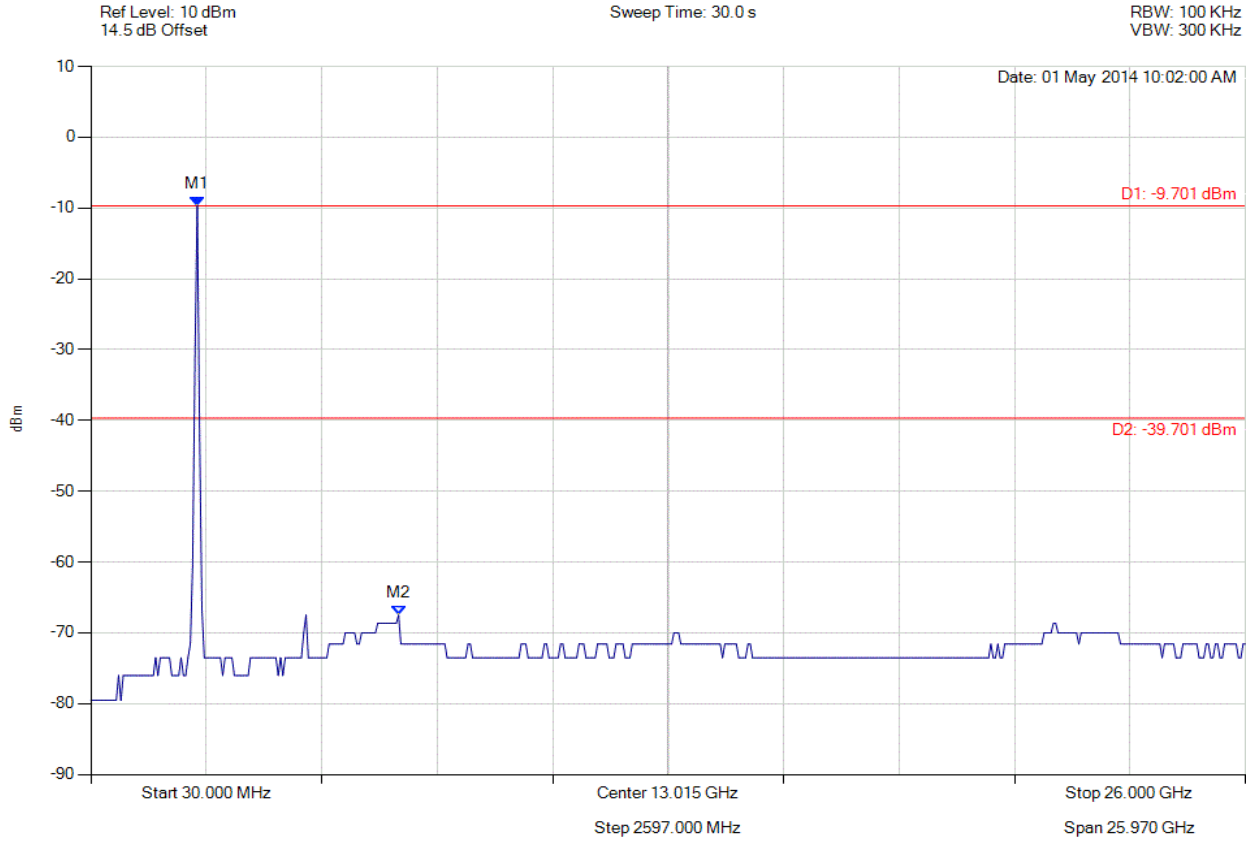

Analyser Setup	Marker : Frequency : Amplitude	Test Results
Detector = AVERAGE Sweep Count = 0 RF Atten (dB) = 10 Trace Mode = VIEW	M1 : 2424.028 MHz : -9.701 dBm M2 : 6951.864 MHz : -67.504 dBm	Limit: -39.70 dBm Margin: -27.80 dB

Back to the Matrix

CONDUCTED SPURIOUS EMISSIONS - AVERAGE

Variant: 802.11n HT-40, Channel: 2452.00 MHz, Chain a, Temp: Ambient, Voltage: 3.3 Vdc

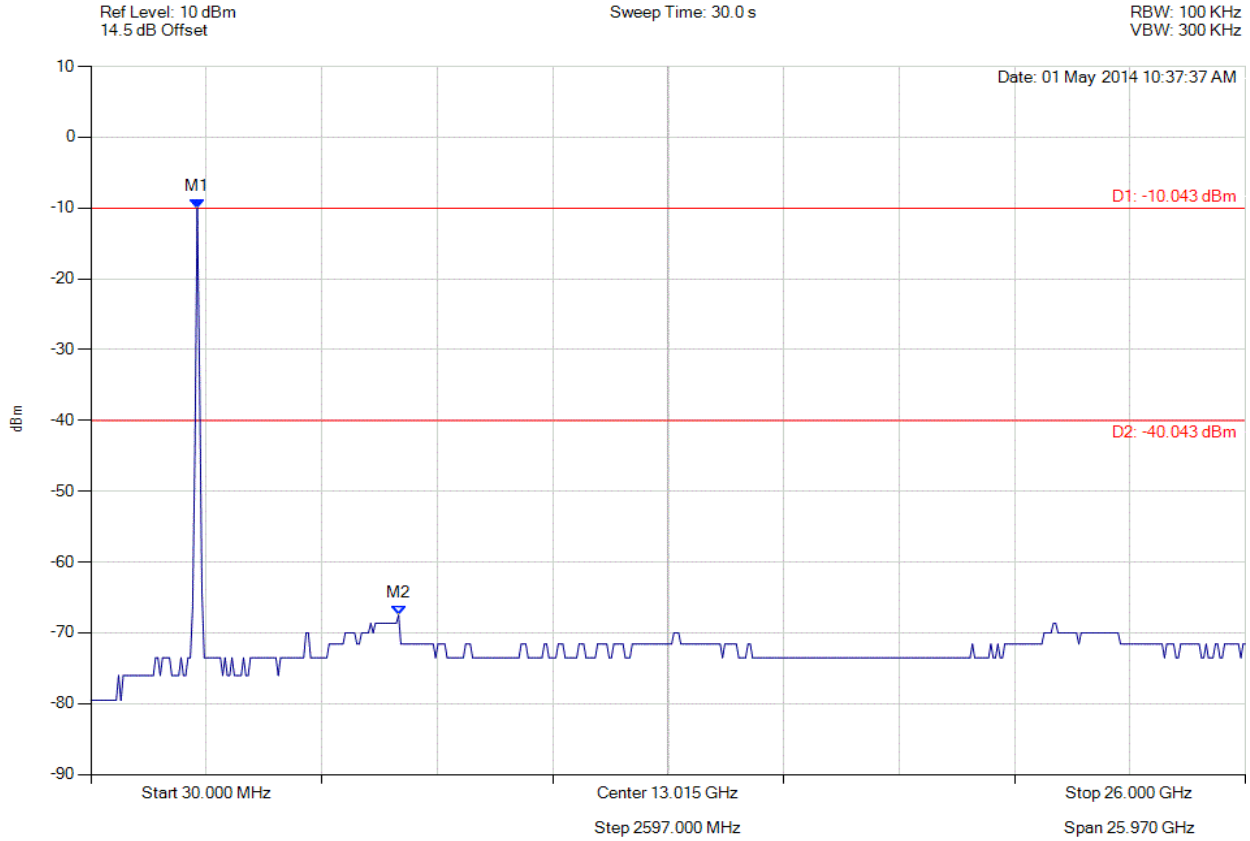

Analyser Setup	Marker : Frequency : Amplitude	Test Results
Detector = AVERAGE Sweep Count = 0 RF Atten (dB) = 10 Trace Mode = VIEW	M1 : 2424.028 MHz : -10.043 dBm M2 : 6951.864 MHz : -67.504 dBm	Limit: -40.04 dBm Margin: -27.46 dB

Back to the Matrix

CONDUCTED SPURIOUS EMISSIONS - AVERAGE

Variant: 802.11n HT-40, Channel: 2452.00 MHz, Chain b, Temp: Ambient, Voltage: 3.3 Vdc

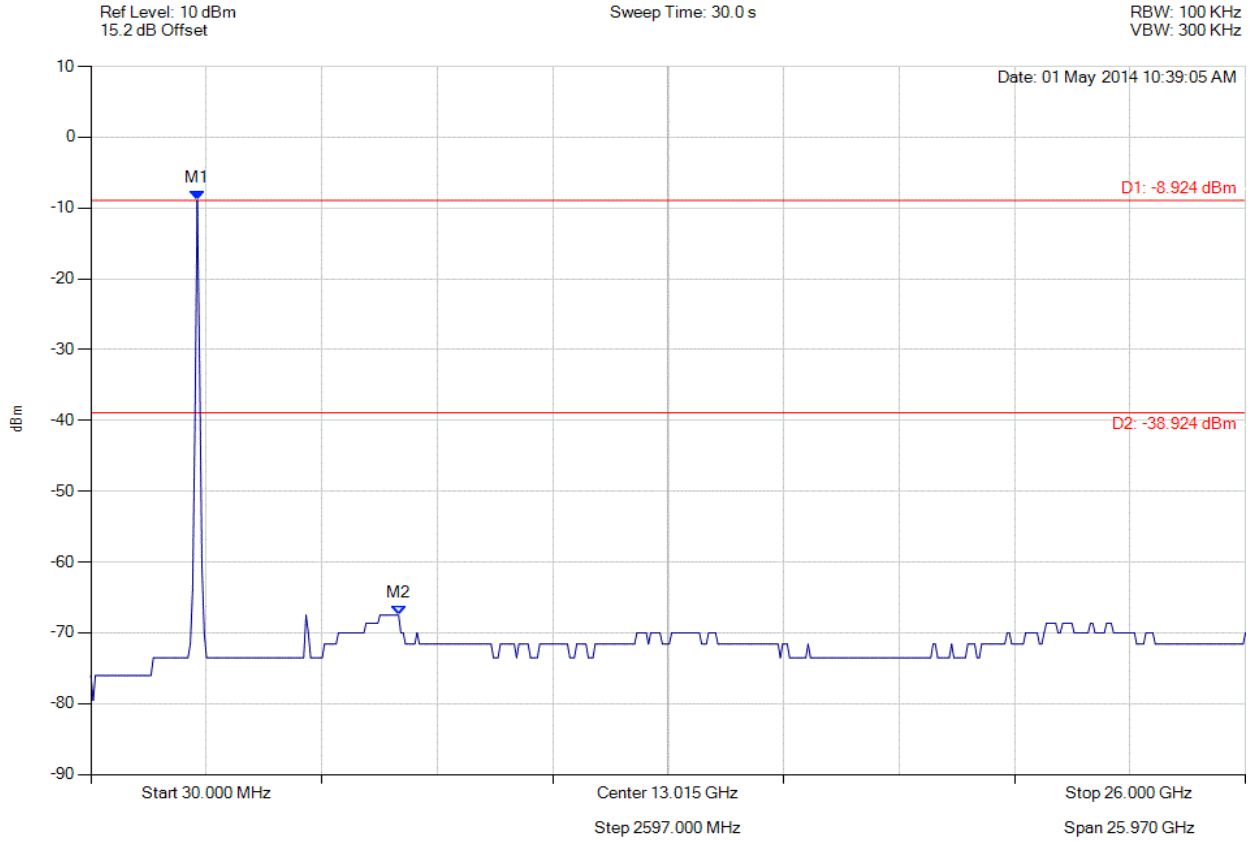

Analyser Setup	Marker : Frequency : Amplitude	Test Results
Detector = AVERAGE Sweep Count = 0 RF Atten (dB) = 10 Trace Mode = VIEW	M1 : 2424.028 MHz : -8.924 dBm M2 : 6951.864 MHz : -67.504 dBm	Limit: -38.92 dBm Margin: -28.58 dB

Back to the Matrix

CONDUCTED SPURIOUS EMISSIONS - AVERAGE

Variant: 802.11n HT-40, Channel: 2452.00 MHz, Chain c, Temp: Ambient, Voltage: 3.3 Vdc

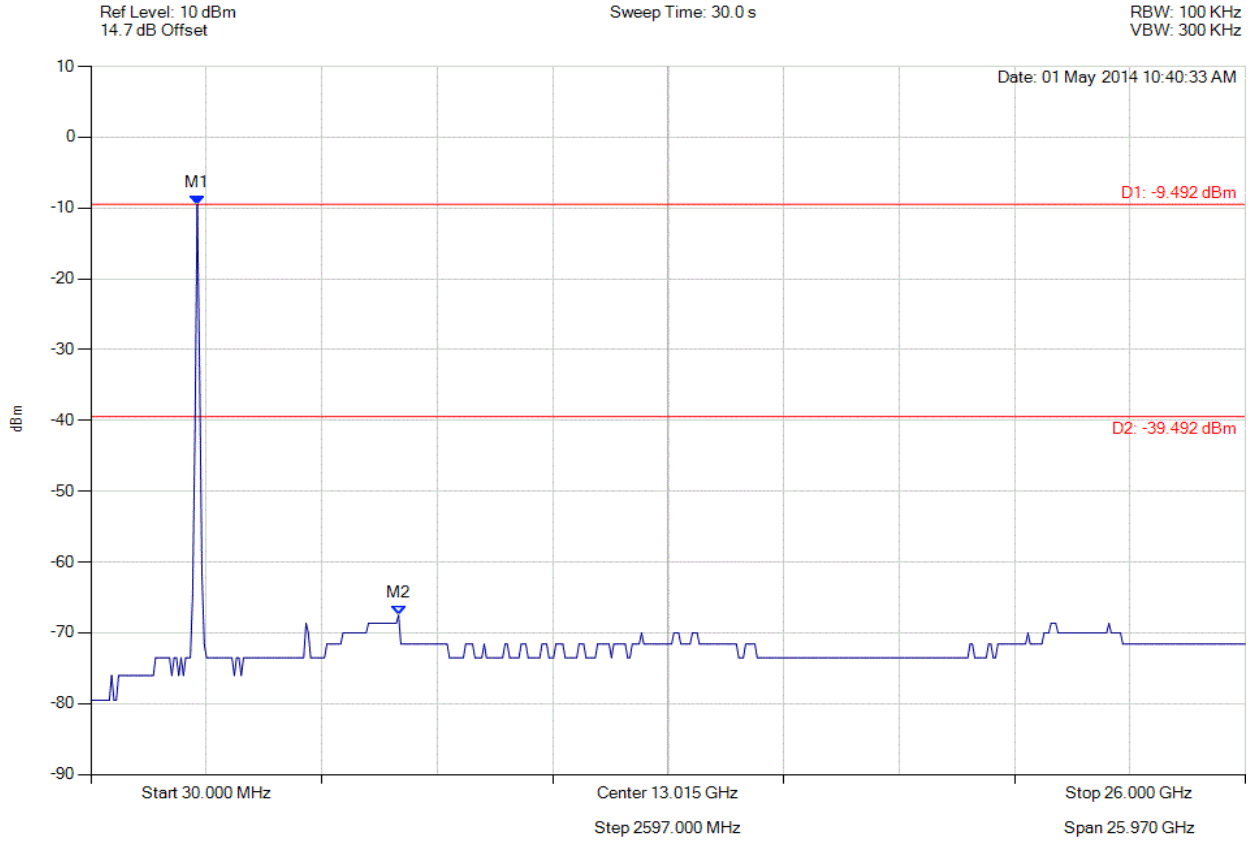

Analyser Setup	Marker : Frequency : Amplitude	Test Results
Detector = AVERAGE Sweep Count = 0 RF Atten (dB) = 10 Trace Mode = VIEW	M1 : 2424.028 MHz : -9.492 dBm M2 : 6951.864 MHz : -67.504 dBm	Limit: -39.49 dBm Margin: -28.01 dB

Back to the Matrix

575 Boulder Court
Pleasanton, California 94566, USA
Tel: 1.925.462.0304
Fax: 1.925.462.0306
www.micomlabs.com