APPENDIX

A. SUPPORTING INFORMATION

A.1. CONDUCTED TEST PLOTS

This test report may be reproduced in full only. The document may only be updated by MiCOM Labs personnel. Any changes will be noted in the Document History section of the report.

A.1.1. Peak Power Spectral Density

POWER SPECTRAL DENSITY

Variant: 802.11a, Channel: 5180.00 MHz, Chain a, Temp: Ambient, Voltage: 15 Vdc

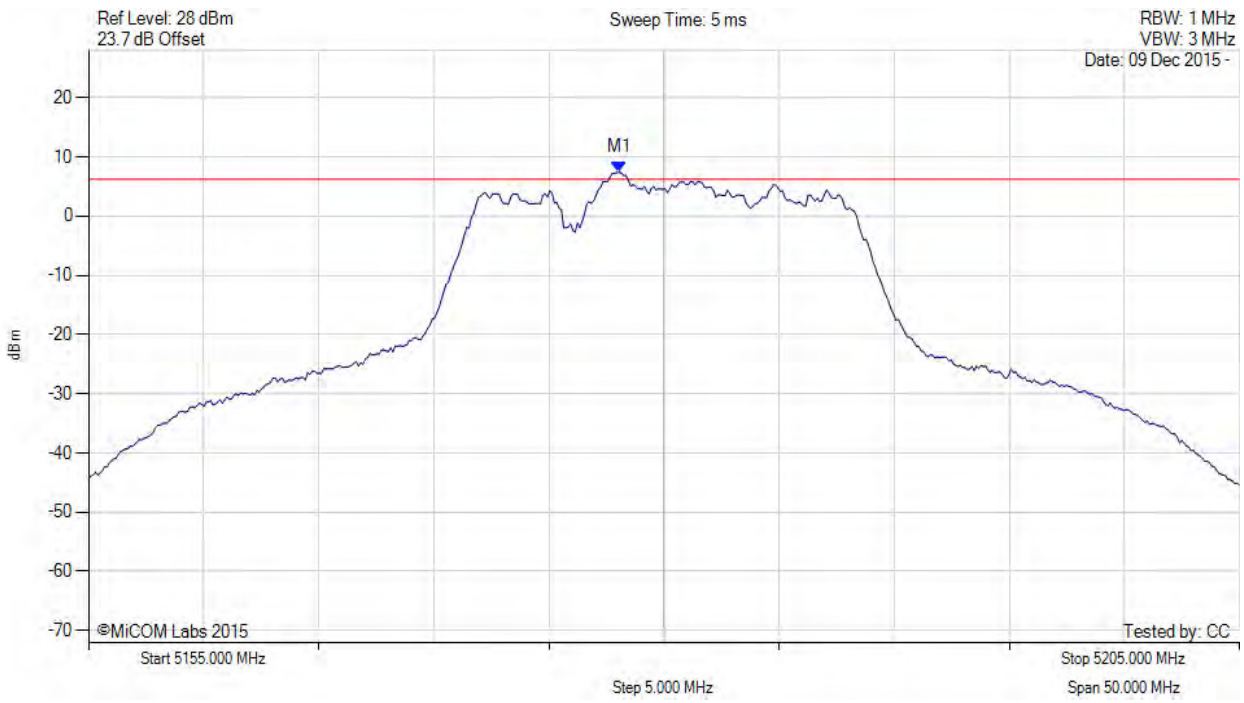

Analyzer Setup	Marker:Frequency:Amplitude	Test Results
Detector = RMS Sweep Count = 100 RF Atten (dB) = 20 Trace Mode = VIEW	M1 : 5178.046 MHz : 7.390 dBm	Limit: ≤ 6.230 dBm

back to matrix

POWER SPECTRAL DENSITY

Variant: 802.11a, Channel: 5180.00 MHz, Chain b, Temp: Ambient, Voltage: 15 Vdc

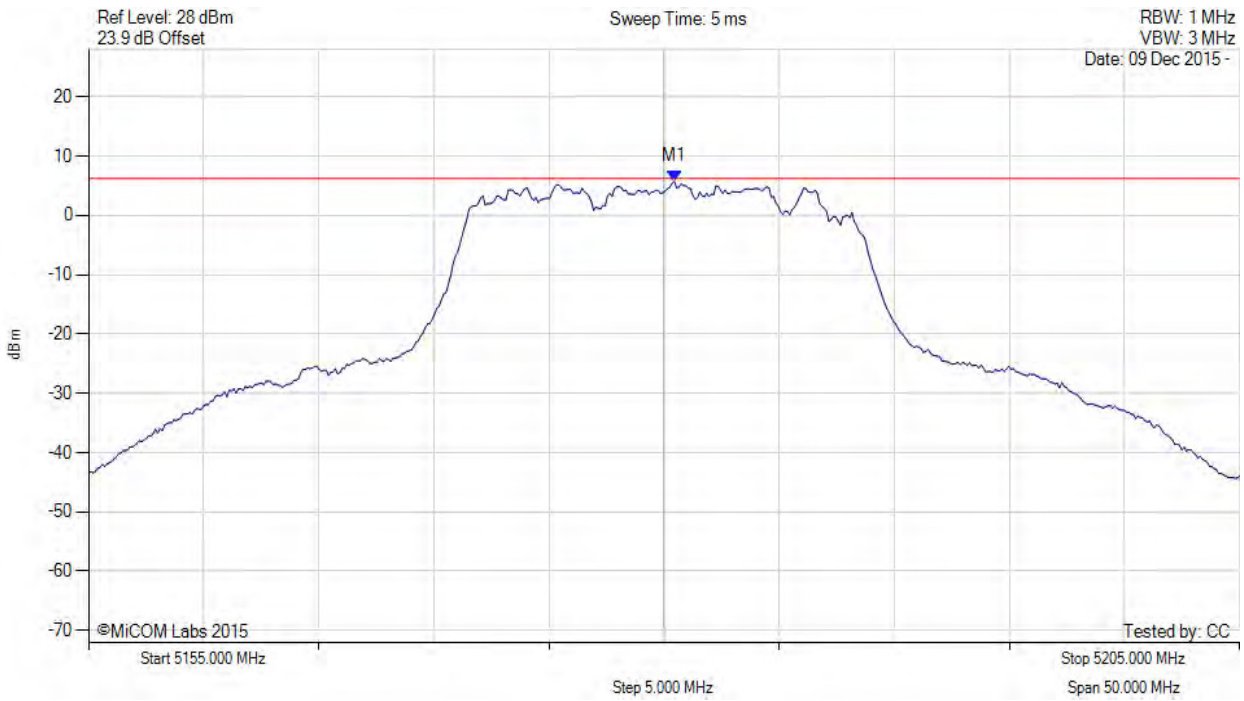

Analyzer Setup	Marker:Frequency:Amplitude	Test Results
Detector = RMS Sweep Count = 100 RF Atten (dB) = 20 Trace Mode = VIEW	M1 : 5180.451 MHz : 5.711 dBm	Limit: ≤ 6.230 dBm

back to matrix

POWER SPECTRAL DENSITY

Variant: 802.11a, Channel: 5180.00 MHz, Chain c, Temp: Ambient, Voltage: 15 Vdc

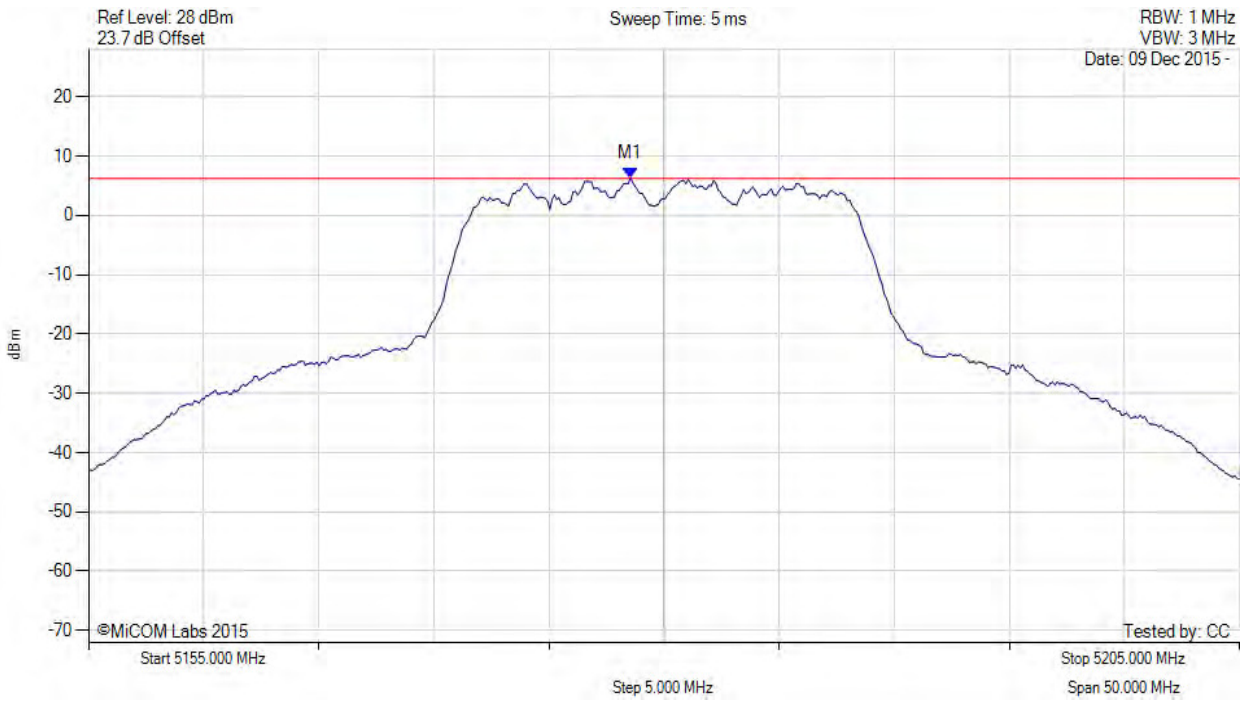

Analyzer Setup	Marker:Frequency:Amplitude	Test Results
Detector = RMS Sweep Count = 100 RF Atten (dB) = 20 Trace Mode = VIEW	M1 : 5178.547 MHz : 6.336 dBm	Limit: ≤ 6.230 dBm

back to matrix

POWER SPECTRAL DENSITY

Variant: 802.11a, Channel: 5180.00 MHz, SUM, Temp: Ambient, Voltage: 15 Vdc

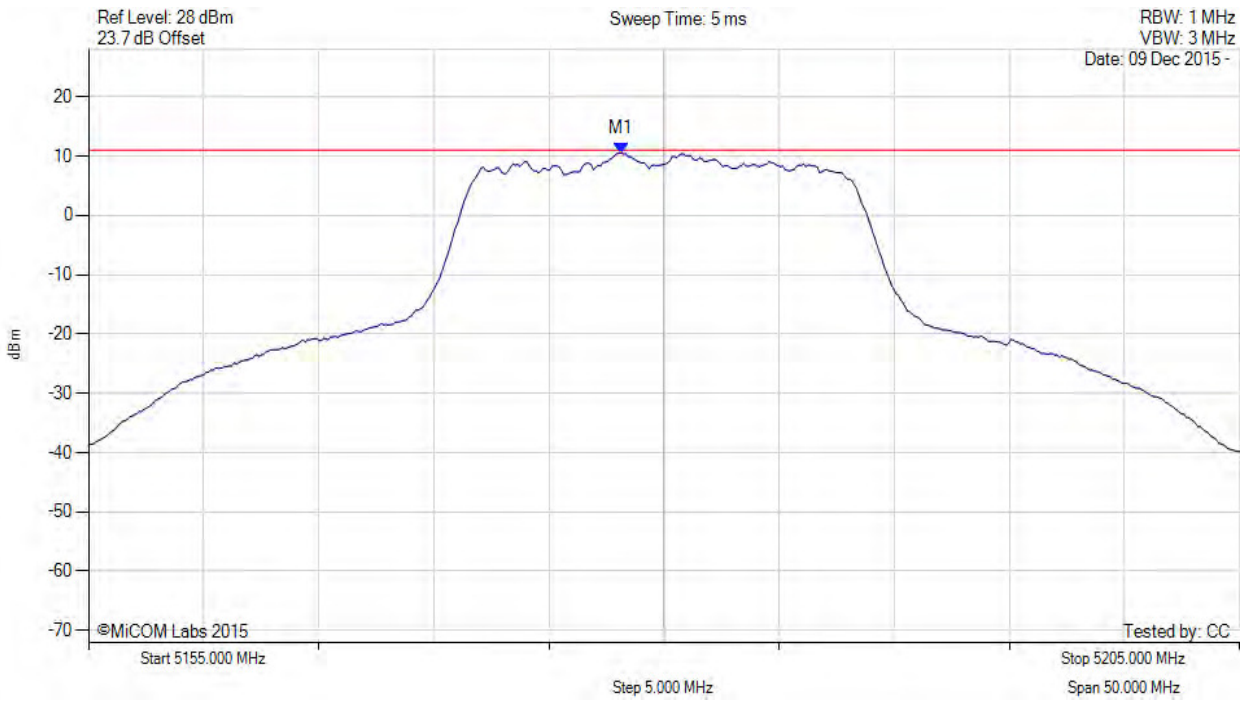

Analyzer Setup	Marker:Frequency:Amplitude	Test Results
Detector = RMS Sweep Count = 100 RF Atten (dB) = 20 Trace Mode = VIEW	M1 : 5178.100 MHz : 10.507 dBm M1 + DCCF : 5178.100 MHz : 10.776 dBm Duty Cycle Correction Factor : +0.27 dB	Limit: ≤ 11.0 dBm Margin: -0.2 dB

back to matrix

POWER SPECTRAL DENSITY

Variant: 802.11a, Channel: 5200.00 MHz, Chain a, Temp: Ambient, Voltage: 15 Vdc

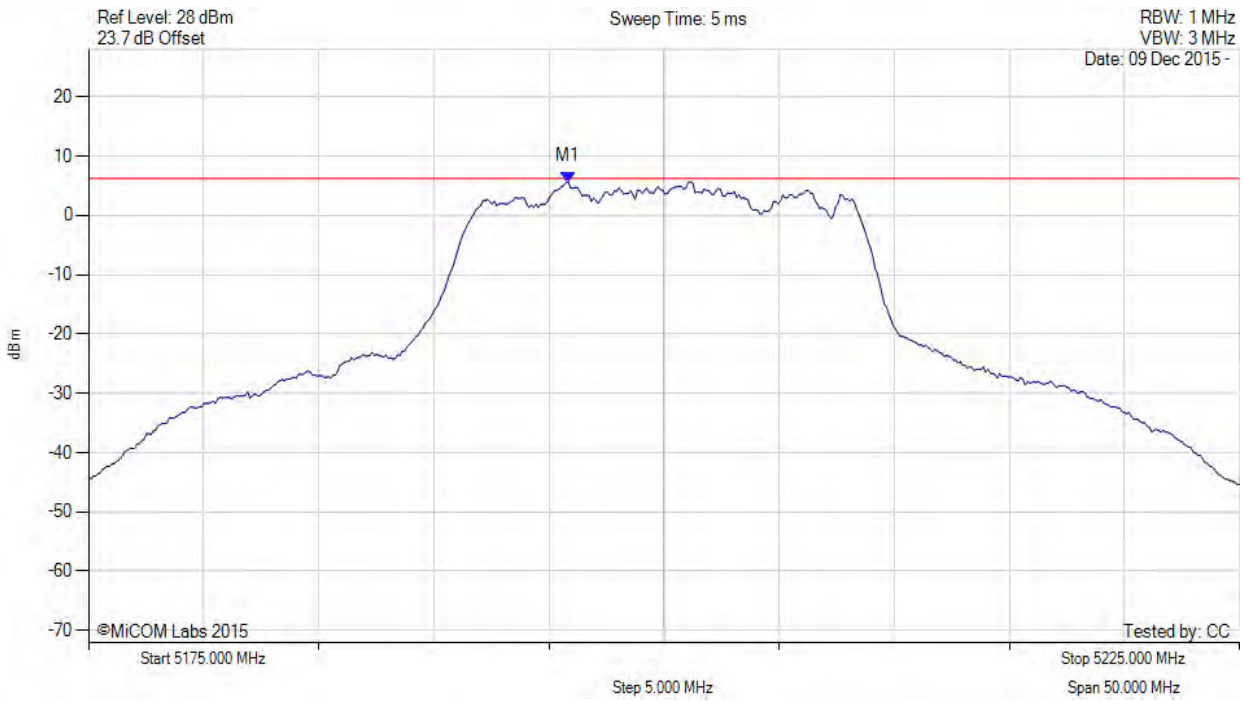

Analyzer Setup	Marker:Frequency:Amplitude	Test Results
Detector = RMS Sweep Count = 100 RF Atten (dB) = 20 Trace Mode = VIEW	M1 : 5195.842 MHz : 5.652 dBm	Limit: ≤ 6.230 dBm

back to matrix

POWER SPECTRAL DENSITY

Variant: 802.11a, Channel: 5200.00 MHz, Chain b, Temp: Ambient, Voltage: 15 Vdc

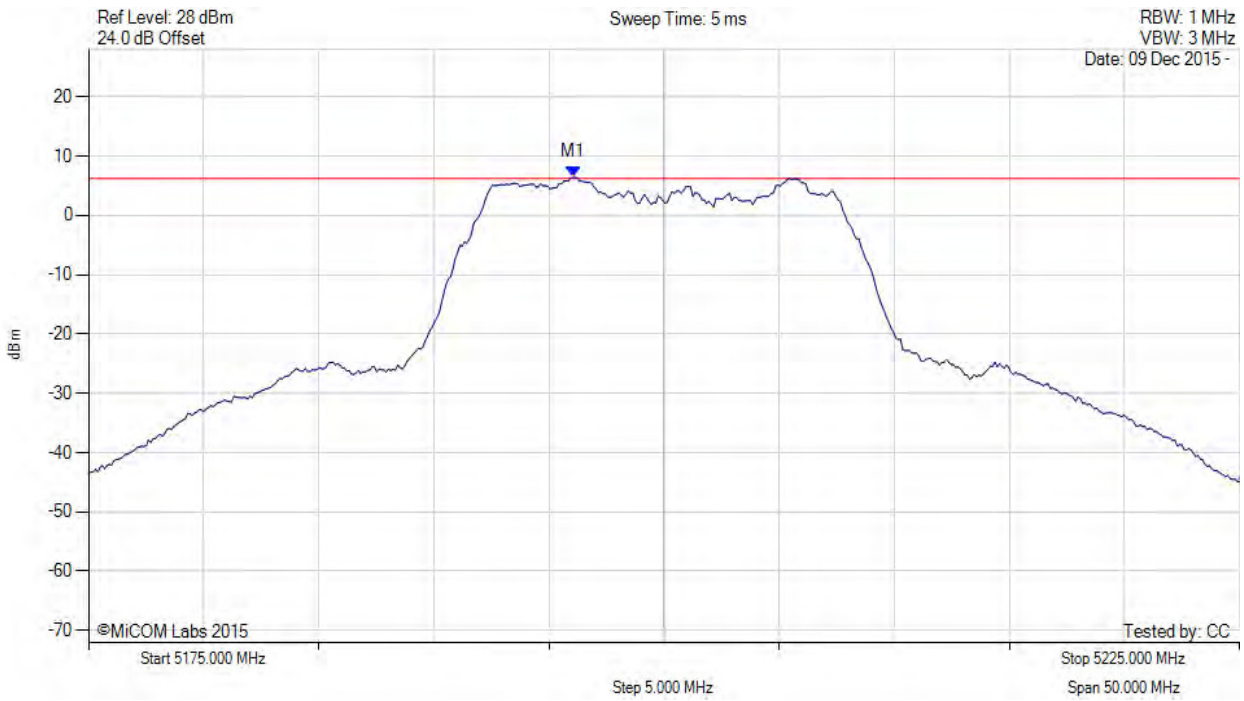

Analyzer Setup	Marker:Frequency:Amplitude	Test Results
Detector = RMS Sweep Count = 100 RF Atten (dB) = 20 Trace Mode = VIEW	M1 : 5196.042 MHz : 6.407 dBm	Channel Frequency: 5200.00 MHz

back to matrix

POWER SPECTRAL DENSITY

Variant: 802.11a, Channel: 5200.00 MHz, Chain c, Temp: Ambient, Voltage: 15 Vdc

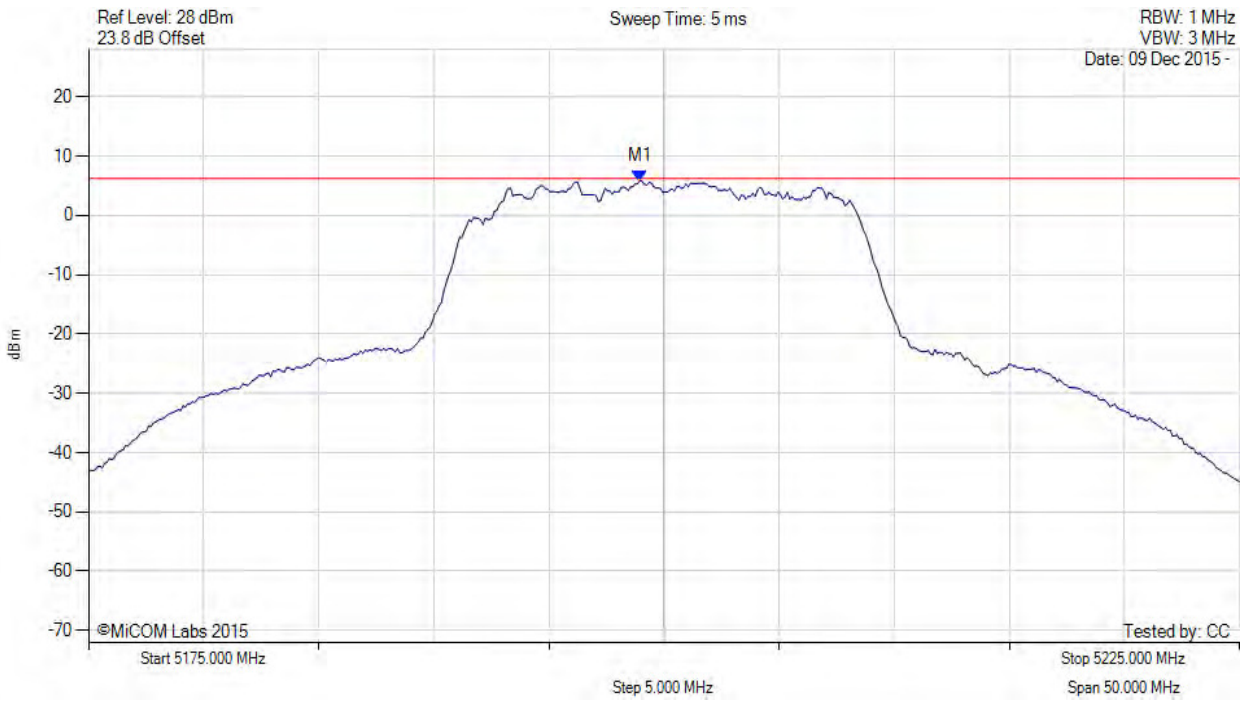

Analyzer Setup	Marker:Frequency:Amplitude	Test Results
Detector = RMS Sweep Count = 100 RF Atten (dB) = 20 Trace Mode = VIEW	M1 : 5198.948 MHz : 5.846 dBm	Limit: ≤ 6.230 dBm

back to matrix

POWER SPECTRAL DENSITY

Variant: 802.11a, Channel: 5200.00 MHz, SUM, Temp: Ambient, Voltage: 15 Vdc

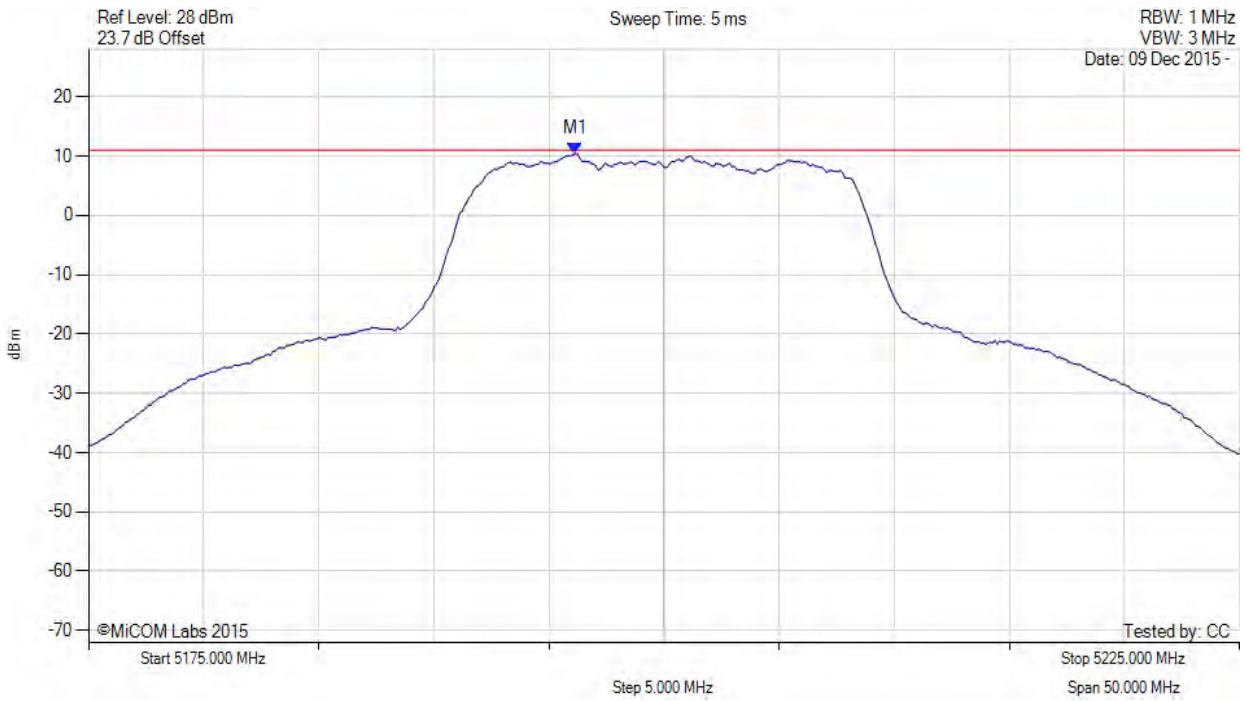

Analyzer Setup	Marker:Frequency:Amplitude	Test Results
Detector = RMS Sweep Count = 100 RF Atten (dB) = 20 Trace Mode = VIEW	M1 : 5196.100 MHz : 10.415 dBm M1 + DCCF : 5196.100 MHz : 10.684 dBm Duty Cycle Correction Factor : +0.27 dB	Limit: ≤ 11.0 dBm Margin: -0.3 dB

back to matrix

POWER SPECTRAL DENSITY

Variant: 802.11a, Channel: 5240.00 MHz, Chain a, Temp: Ambient, Voltage: 15 Vdc

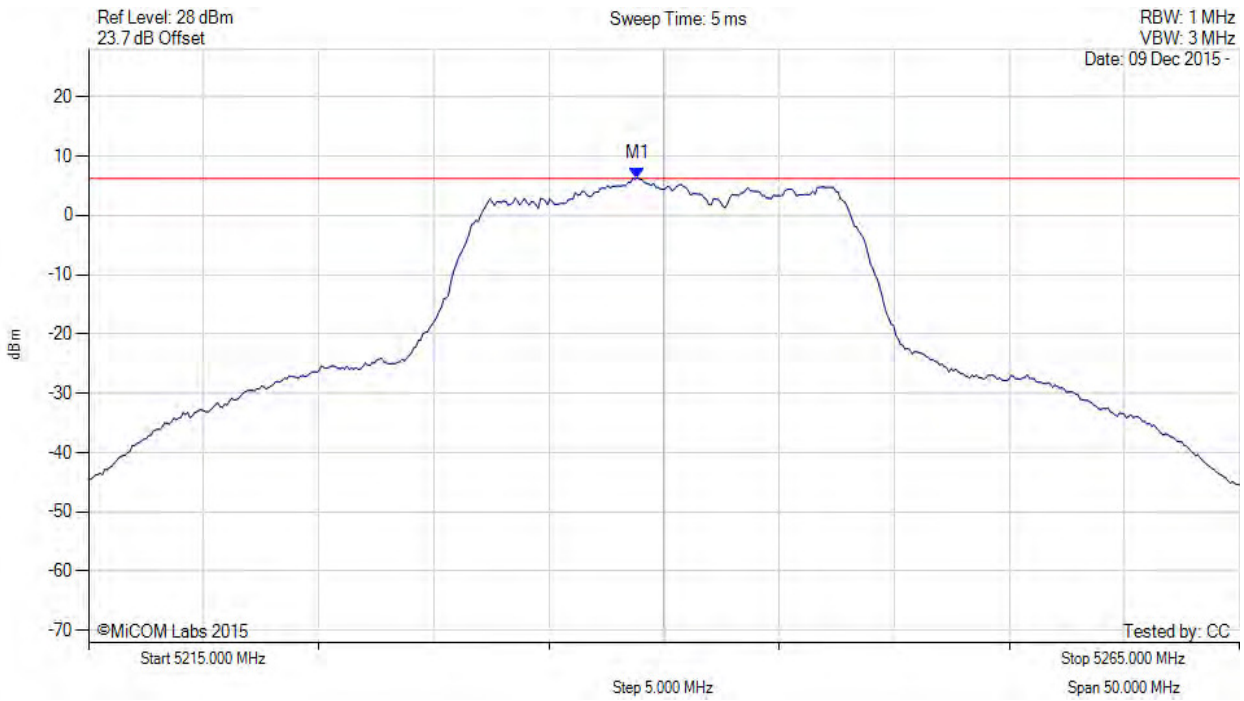

Analyzer Setup	Marker:Frequency:Amplitude	Test Results
Detector = RMS Sweep Count = 100 RF Atten (dB) = 20 Trace Mode = VIEW	M1 : 5238.848 MHz : 6.302 dBm	Limit: ≤ 6.230 dBm

back to matrix

POWER SPECTRAL DENSITY

Variant: 802.11a, Channel: 5240.00 MHz, Chain b, Temp: Ambient, Voltage: 15 Vdc

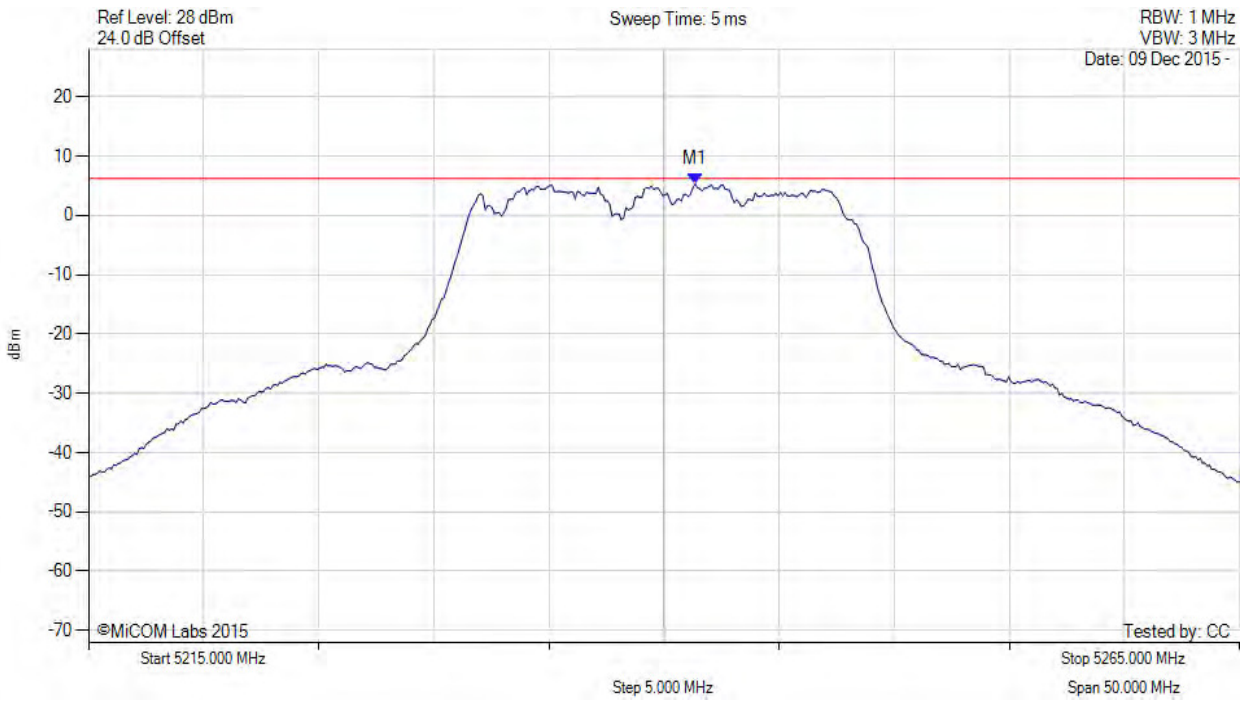

Analyzer Setup	Marker:Frequency:Amplitude	Test Results
Detector = RMS Sweep Count = 100 RF Atten (dB) = 20 Trace Mode = VIEW	M1 : 5241.353 MHz : 5.321 dBm	Limit: ≤ 6.230 dBm

back to matrix

POWER SPECTRAL DENSITY

Variant: 802.11a, Channel: 5240.00 MHz, Chain c, Temp: Ambient, Voltage: 15 Vdc

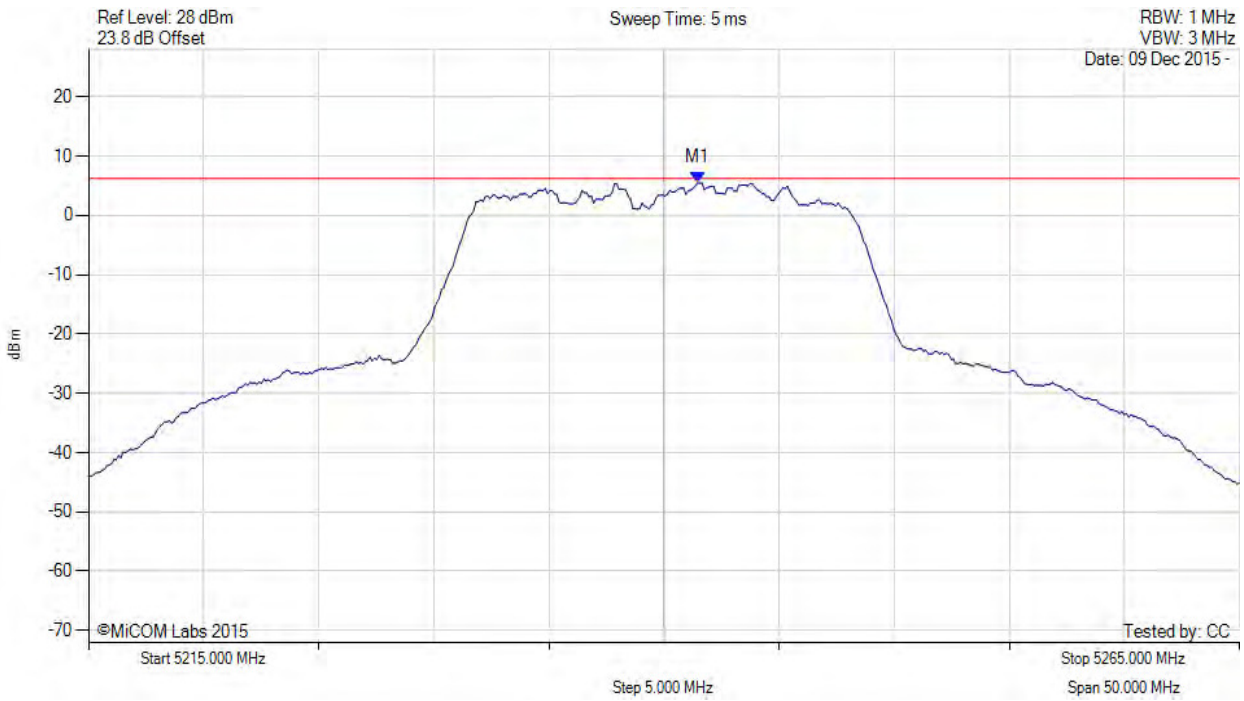

Analyzer Setup	Marker:Frequency:Amplitude	Test Results
Detector = RMS Sweep Count = 100 RF Atten (dB) = 20 Trace Mode = VIEW	M1 : 5241.453 MHz : 5.495 dBm	Limit: ≤ 6.230 dBm

back to matrix

POWER SPECTRAL DENSITY

Variant: 802.11a, Channel: 5240.00 MHz, SUM, Temp: Ambient, Voltage: 15 Vdc

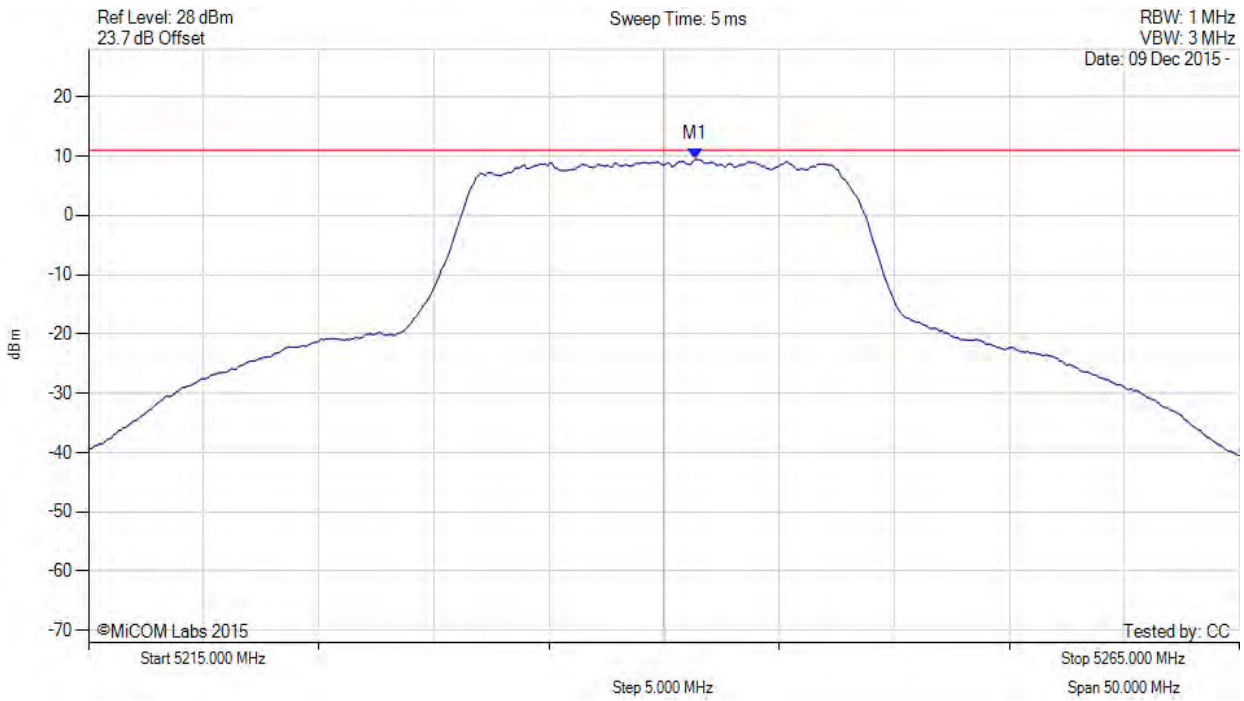

Analyzer Setup	Marker:Frequency:Amplitude	Test Results
Detector = RMS Sweep Count = 100 RF Atten (dB) = 20 Trace Mode = VIEW	M1 : 5241.400 MHz : 9.436 dBm M1 + DCCF : 5241.400 MHz : 9.705 dBm Duty Cycle Correction Factor : +0.27 dB	Limit: ≤ 11.0 dBm Margin: -1.3 dB

back to matrix

POWER SPECTRAL DENSITY

Variant: 802.11ac-80, Channel: 5210.00 MHz, Chain a, Temp: Ambient, Voltage: 15 Vdc

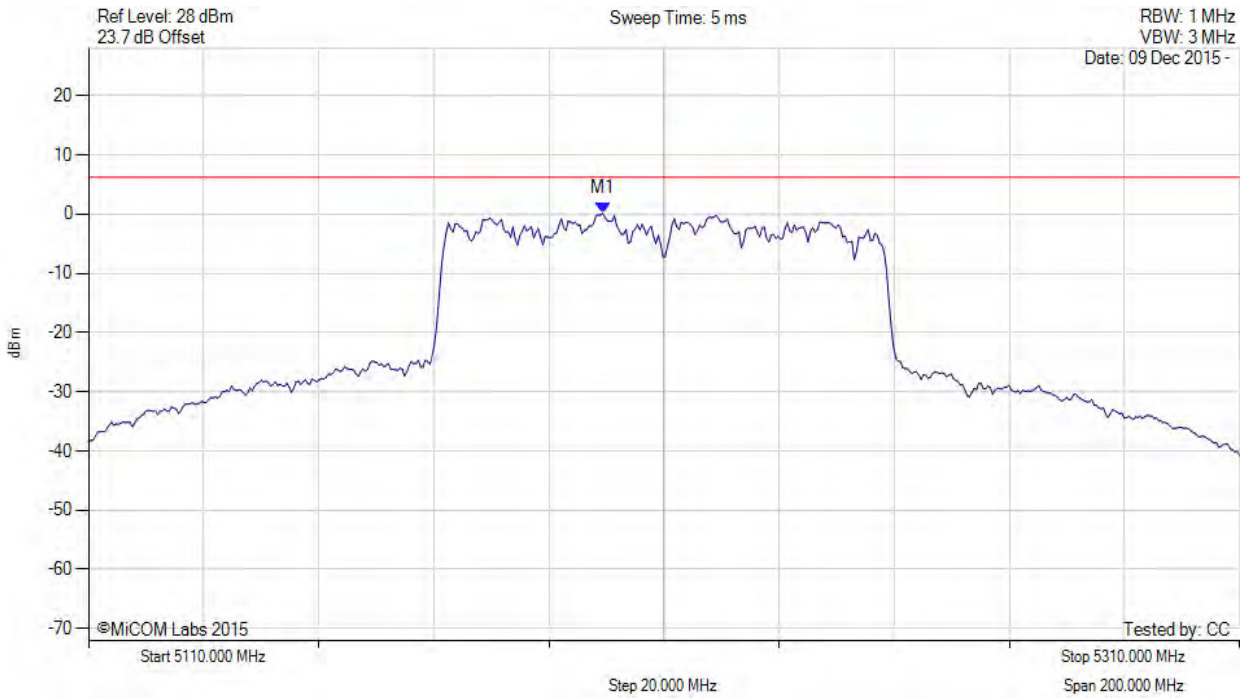

Analyzer Setup	Marker:Frequency:Amplitude	Test Results
Detector = RMS Sweep Count = 100 RF Atten (dB) = 20 Trace Mode = VIEW	M1 : 5199.379 MHz : 0.126 dBm	Limit: ≤ 6.230 dBm

back to matrix

POWER SPECTRAL DENSITY

Variant: 802.11ac-80, Channel: 5210.00 MHz, Chain b, Temp: Ambient, Voltage: 15 Vdc

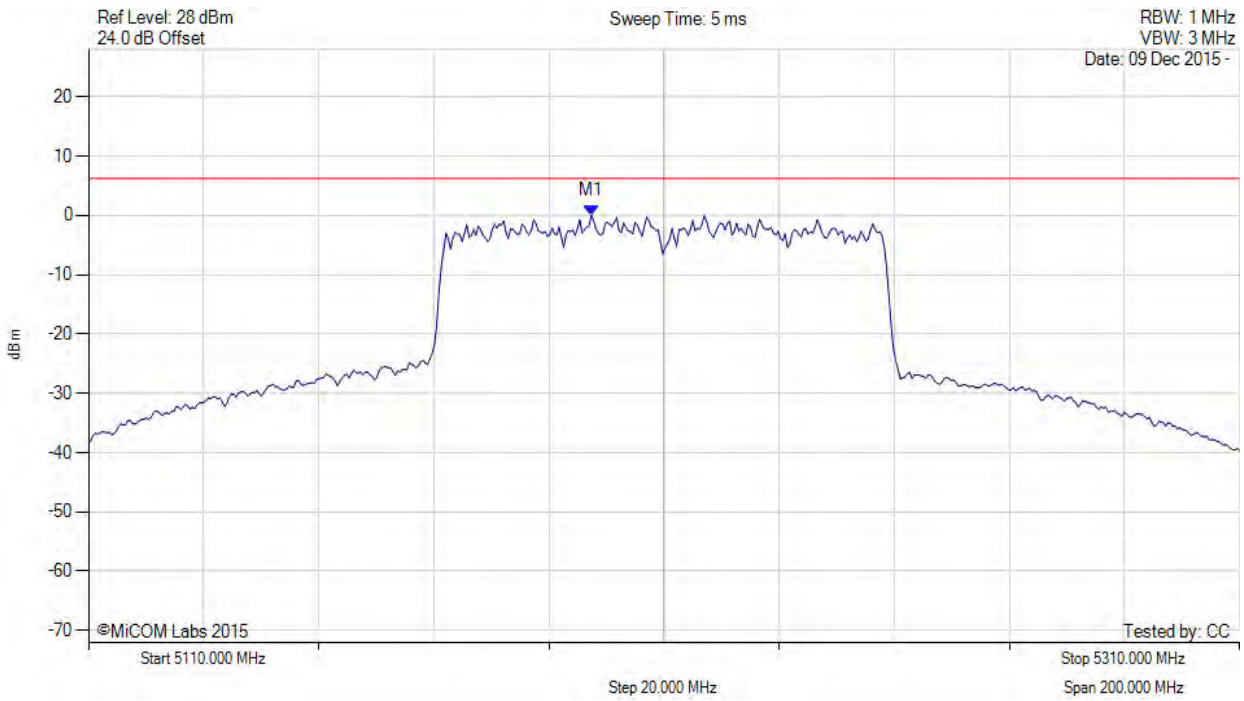

Analyzer Setup	Marker:Frequency:Amplitude	Test Results
Detector = RMS Sweep Count = 100 RF Atten (dB) = 20 Trace Mode = VIEW	M1 : 5197.375 MHz : 0.017 dBm	Limit: ≤ 6.230 dBm

back to matrix

POWER SPECTRAL DENSITY

Variant: 802.11ac-80, Channel: 5210.00 MHz, Chain c, Temp: Ambient, Voltage: 15 Vdc

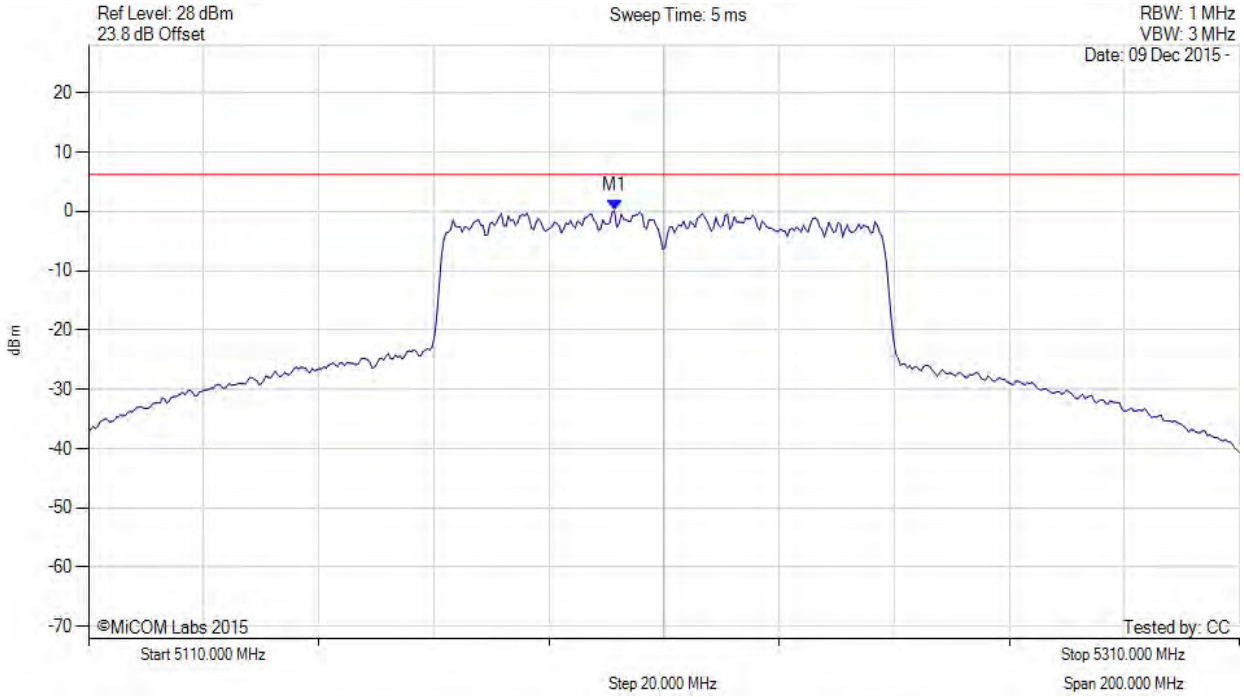

Analyzer Setup	Marker:Frequency:Amplitude	Test Results
Detector = RMS Sweep Count = 100 RF Atten (dB) = 20 Trace Mode = VIEW	M1 : 5201.383 MHz : 0.169 dBm	Limit: ≤ 6.230 dBm

back to matrix

POWER SPECTRAL DENSITY

Variant: 802.11ac-80, Channel: 5210.00 MHz, SUM, Temp: Ambient, Voltage: 15 Vdc

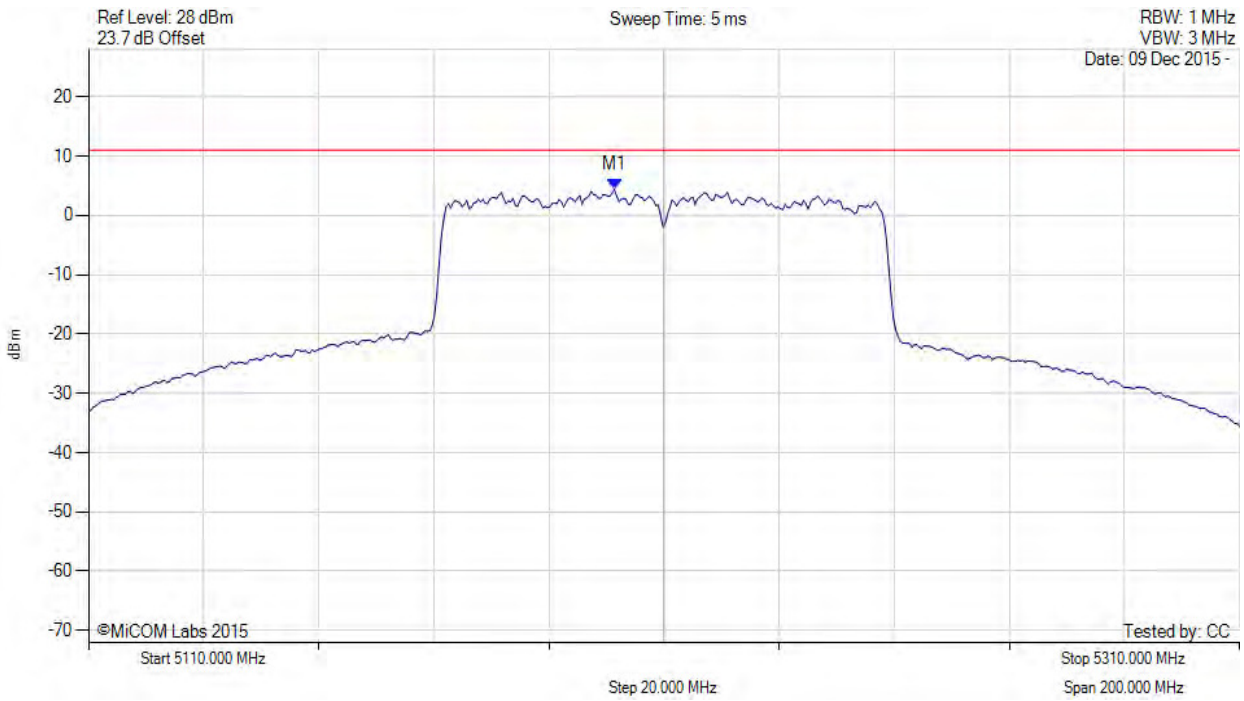

Analyzer Setup	Marker:Frequency:Amplitude	Test Results
Detector = RMS Sweep Count = 100 RF Atten (dB) = 20 Trace Mode = VIEW	M1 : 5201.400 MHz : 4.380 dBm M1 + DCCF : 5201.400 MHz : 5.086 dBm Duty Cycle Correction Factor : +0.71 dB	Limit: ≤ 11.0 dBm Margin: -5.9 dB

back to matrix

POWER SPECTRAL DENSITY

Variant: 802.11n HT-20, Channel: 5180.00 MHz, Chain a, Temp: Ambient, Voltage: 15 Vdc

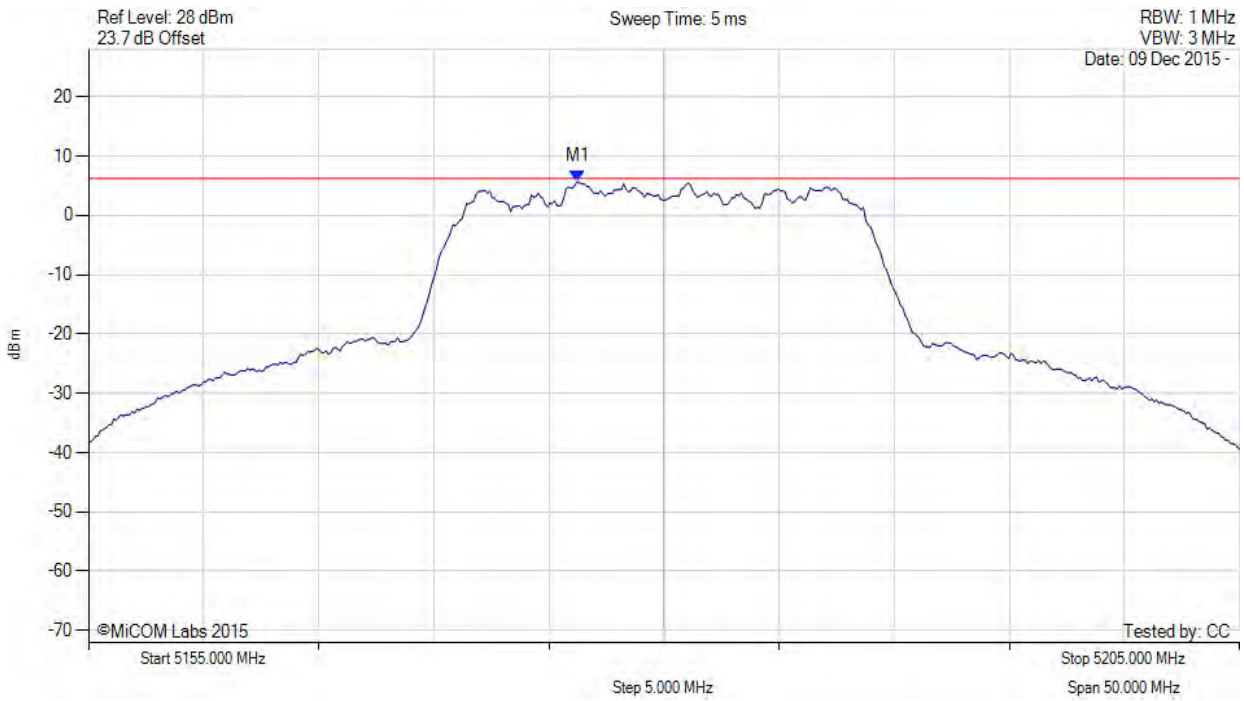

Analyzer Setup	Marker:Frequency:Amplitude	Test Results
Detector = RMS Sweep Count = 100 RF Atten (dB) = 20 Trace Mode = VIEW	M1 : 5176.242 MHz : 5.738 dBm	Limit: ≤ 6.230 dBm

back to matrix

POWER SPECTRAL DENSITY

Variant: 802.11n HT-20, Channel: 5180.00 MHz, Chain b, Temp: Ambient, Voltage: 15 Vdc

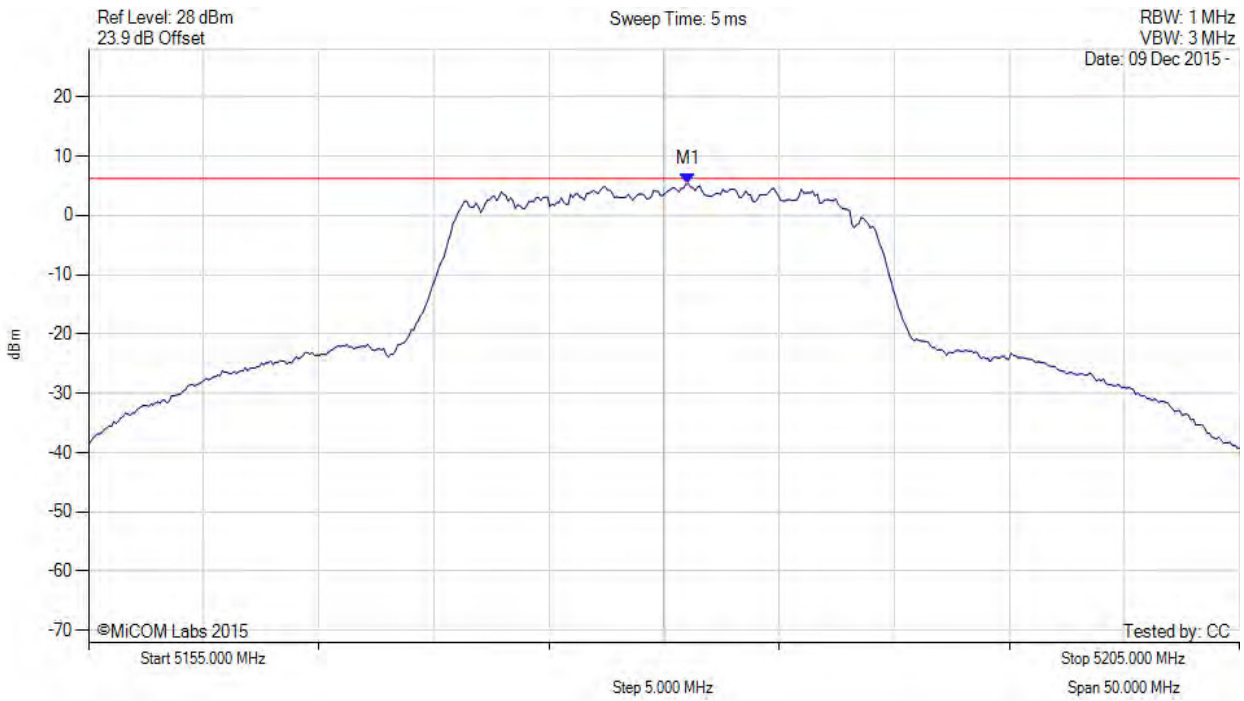

Analyzer Setup	Marker:Frequency:Amplitude	Test Results
Detector = RMS Sweep Count = 100 RF Atten (dB) = 20 Trace Mode = VIEW	M1 : 5181.052 MHz : 5.287 dBm	Limit: ≤ 6.230 dBm

back to matrix

POWER SPECTRAL DENSITY

Variant: 802.11n HT-20, Channel: 5180.00 MHz, Chain c, Temp: Ambient, Voltage: 15 Vdc

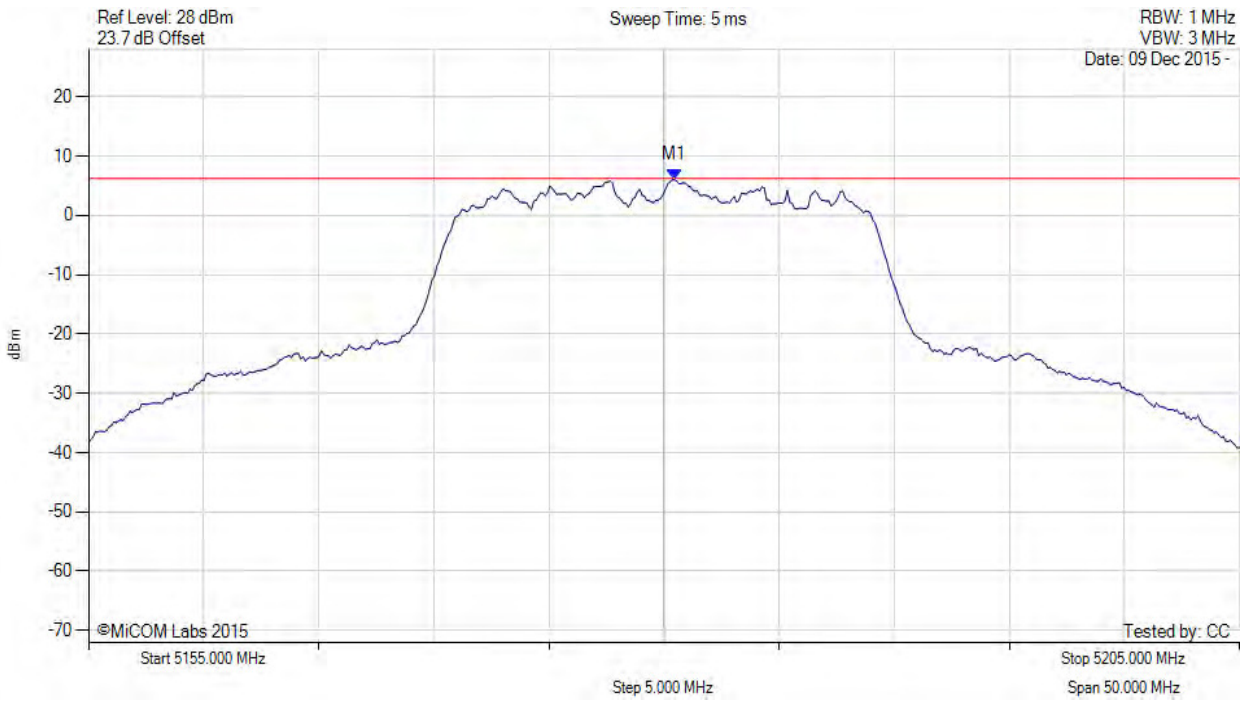

Analyzer Setup	Marker:Frequency:Amplitude	Test Results
Detector = RMS Sweep Count = 100 RF Atten (dB) = 20 Trace Mode = VIEW	M1 : 5180.451 MHz : 6.003 dBm	Limit: ≤ 6.230 dBm

back to matrix

POWER SPECTRAL DENSITY

Variant: 802.11n HT-20, Channel: 5180.00 MHz, SUM, Temp: Ambient, Voltage: 15 Vdc

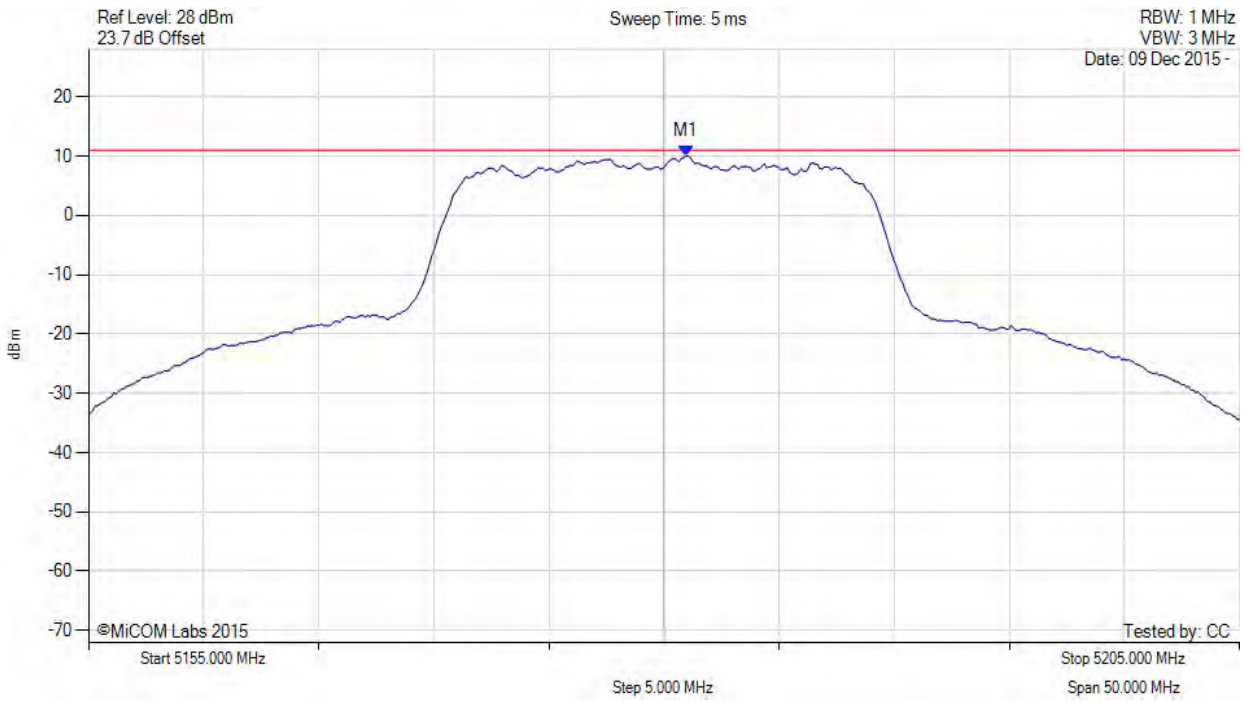

Analyzer Setup	Marker:Frequency:Amplitude	Test Results
Detector = RMS Sweep Count = 100 RF Atten (dB) = 20 Trace Mode = VIEW	M1 : 5181.000 MHz : 10.028 dBm M1 + DCCF : 5181.000 MHz : 10.297 dBm Duty Cycle Correction Factor : +0.27 dB	Limit: ≤ 11.0 dBm Margin: -0.7 dB

back to matrix

POWER SPECTRAL DENSITY

Variant: 802.11n HT-20, Channel: 5200.00 MHz, Chain a, Temp: Ambient, Voltage: 15 Vdc

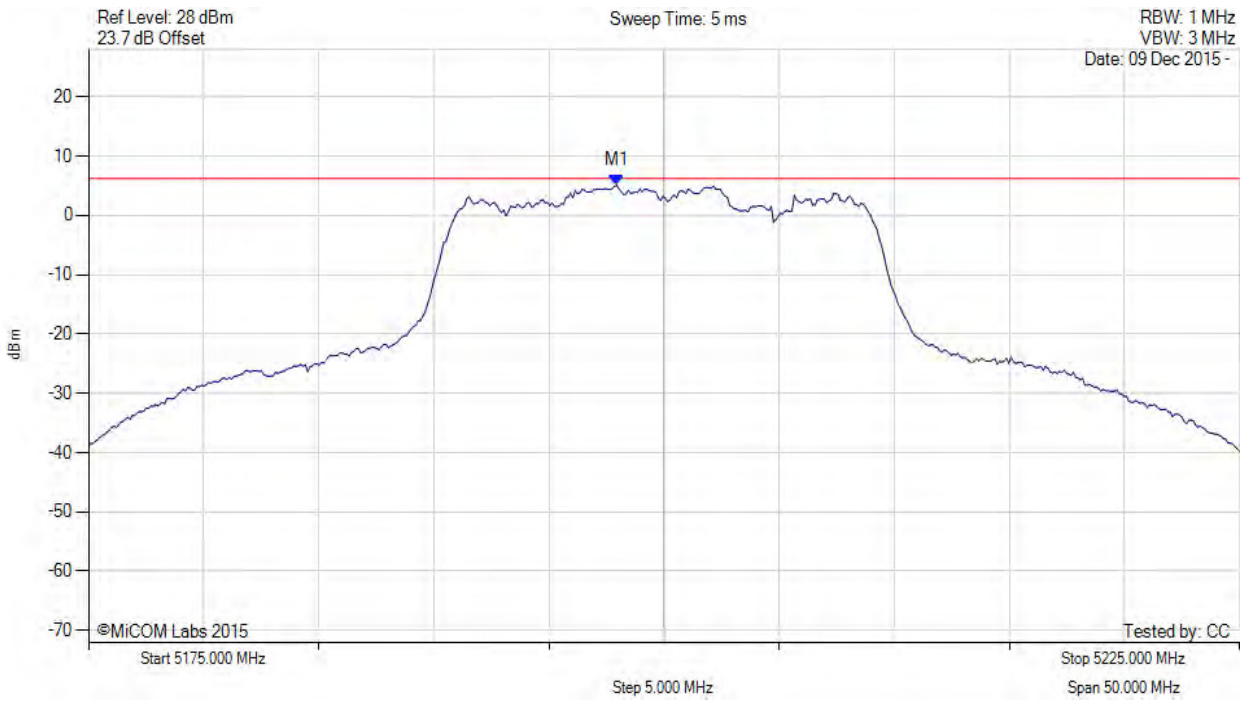

Analyzer Setup	Marker:Frequency:Amplitude	Test Results
Detector = RMS Sweep Count = 100 RF Atten (dB) = 20 Trace Mode = VIEW	M1 : 5197.946 MHz : 5.103 dBm	Limit: ≤ 6.230 dBm

back to matrix

POWER SPECTRAL DENSITY

Variant: 802.11n HT-20, Channel: 5200.00 MHz, Chain b, Temp: Ambient, Voltage: 15 Vdc

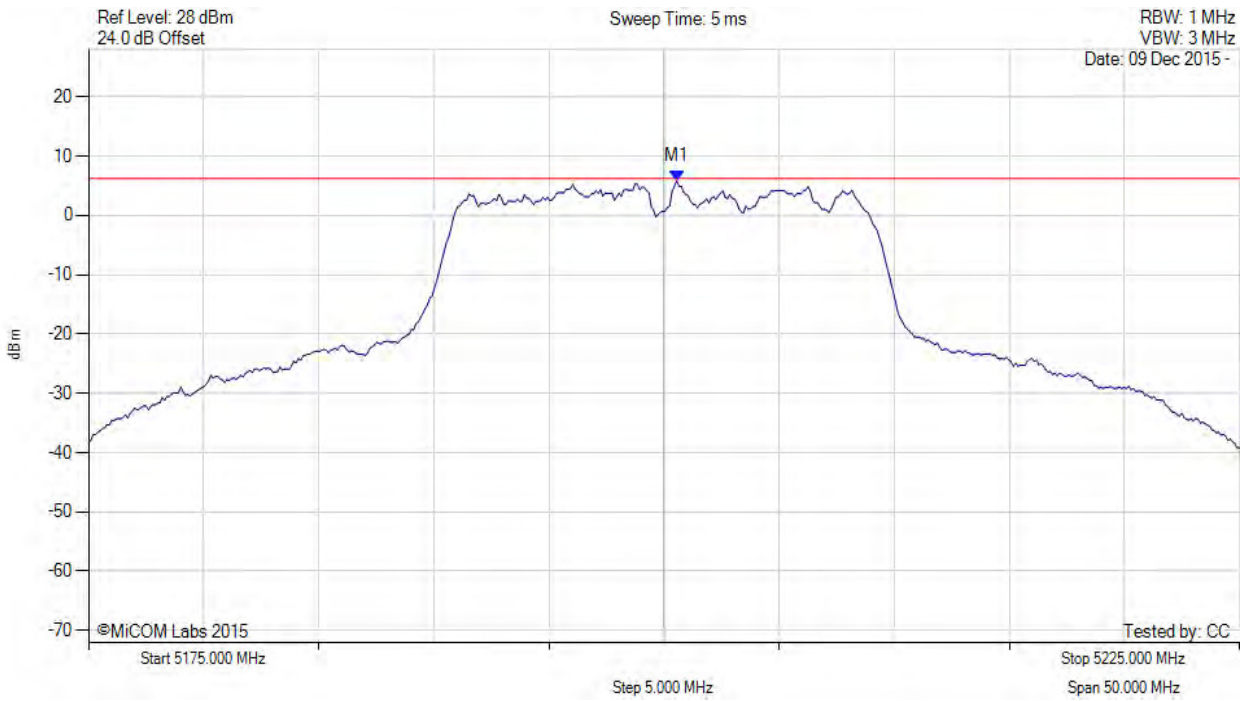

Analyzer Setup	Marker:Frequency:Amplitude	Test Results
Detector = RMS Sweep Count = 100 RF Atten (dB) = 20 Trace Mode = VIEW	M1 : 5200.551 MHz : 5.791 dBm	Channel Frequency: 5200.00 MHz

back to matrix

POWER SPECTRAL DENSITY

Variant: 802.11n HT-20, Channel: 5200.00 MHz, Chain c, Temp: Ambient, Voltage: 15 Vdc

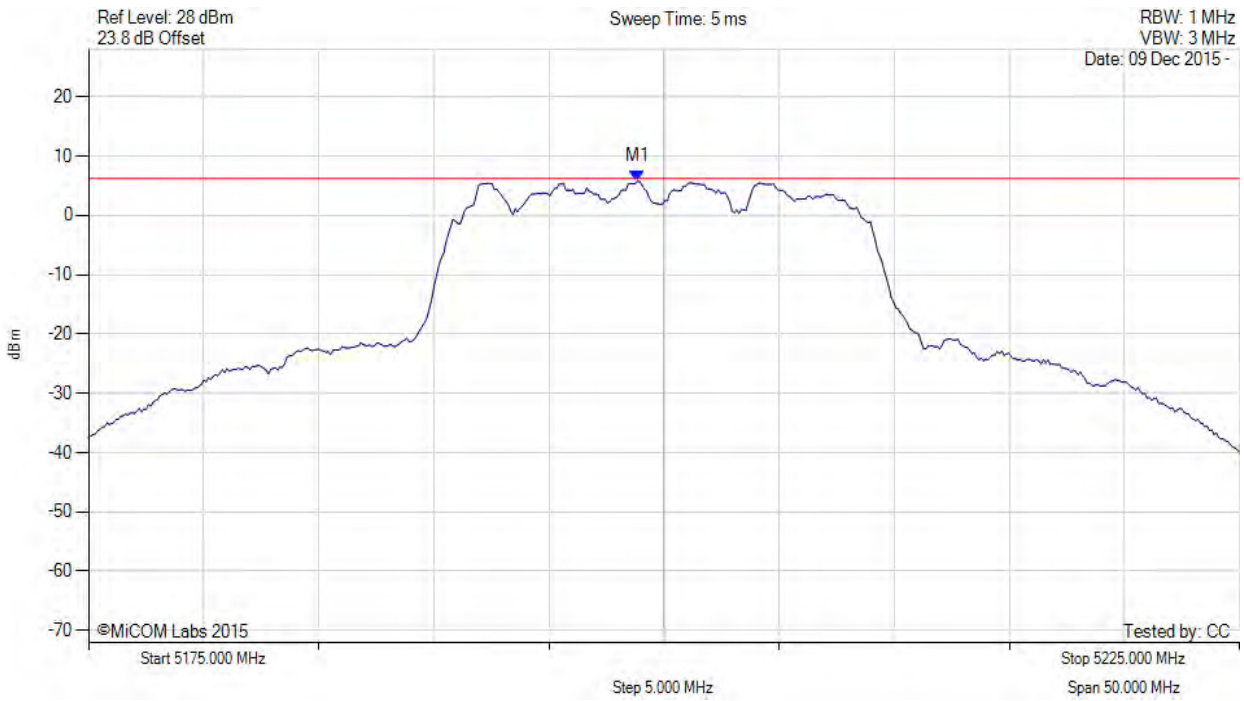

Analyzer Setup	Marker:Frequency:Amplitude	Test Results
Detector = RMS Sweep Count = 100 RF Atten (dB) = 20 Trace Mode = VIEW	M1 : 5198.848 MHz : 5.752 dBm	Limit: ≤ 6.230 dBm

back to matrix

POWER SPECTRAL DENSITY

Variant: 802.11n HT-20, Channel: 5200.00 MHz, SUM, Temp: Ambient, Voltage: 15 Vdc

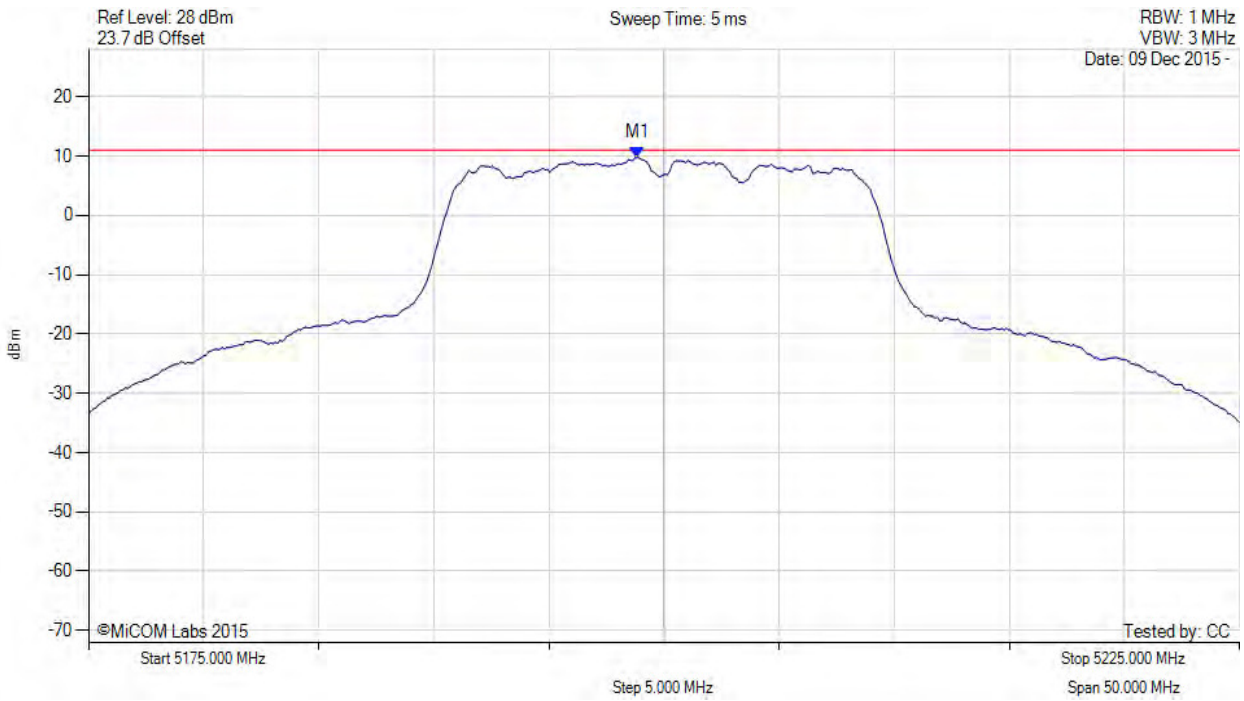

Analyzer Setup	Marker:Frequency:Amplitude	Test Results
Detector = RMS Sweep Count = 100 RF Atten (dB) = 20 Trace Mode = VIEW	M1 : 5198.800 MHz : 9.758 dBm M1 + DCCF : 5198.800 MHz : 10.027 dBm Duty Cycle Correction Factor : +0.27 dB	Limit: ≤ 11.0 dBm Margin: -0.9 dB

back to matrix

POWER SPECTRAL DENSITY

Variant: 802.11n HT-20, Channel: 5240.00 MHz, Chain a, Temp: Ambient, Voltage: 15 Vdc

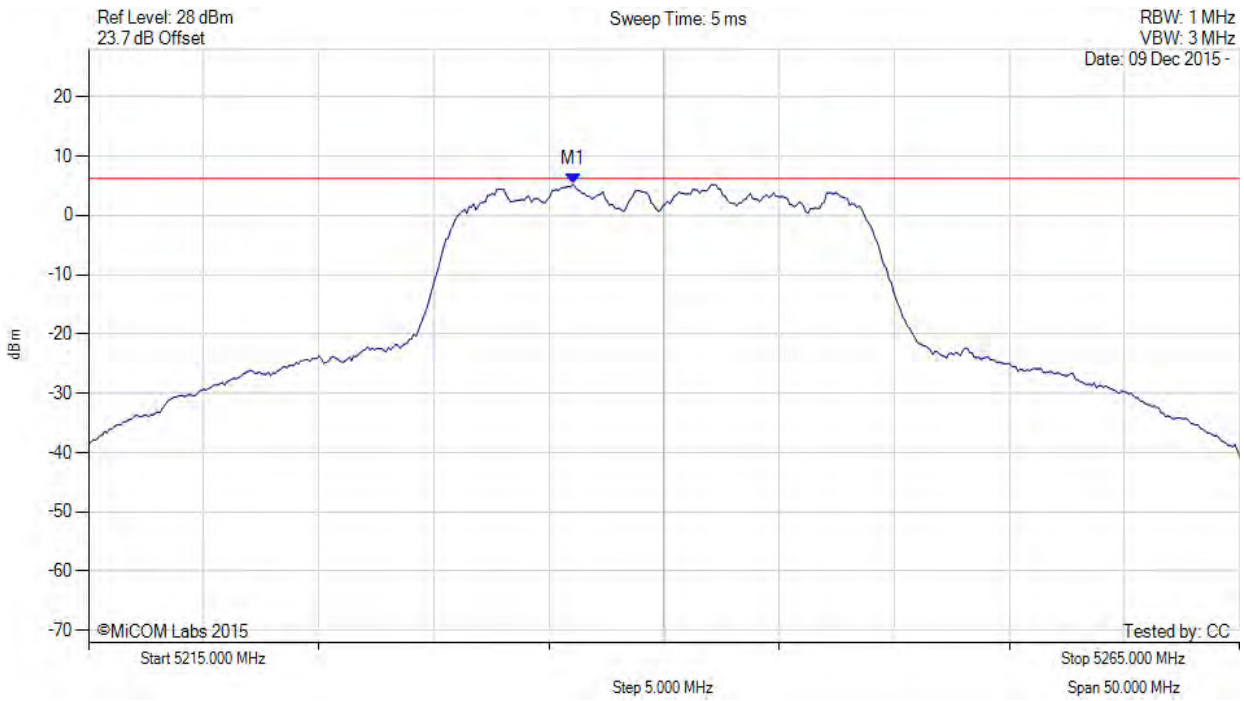

Analyzer Setup	Marker:Frequency:Amplitude	Test Results
Detector = RMS Sweep Count = 100 RF Atten (dB) = 20 Trace Mode = VIEW	M1 : 5236.042 MHz : 5.240 dBm	Limit: ≤ 6.230 dBm

back to matrix

POWER SPECTRAL DENSITY

Variant: 802.11n HT-20, Channel: 5240.00 MHz, Chain b, Temp: Ambient, Voltage: 15 Vdc

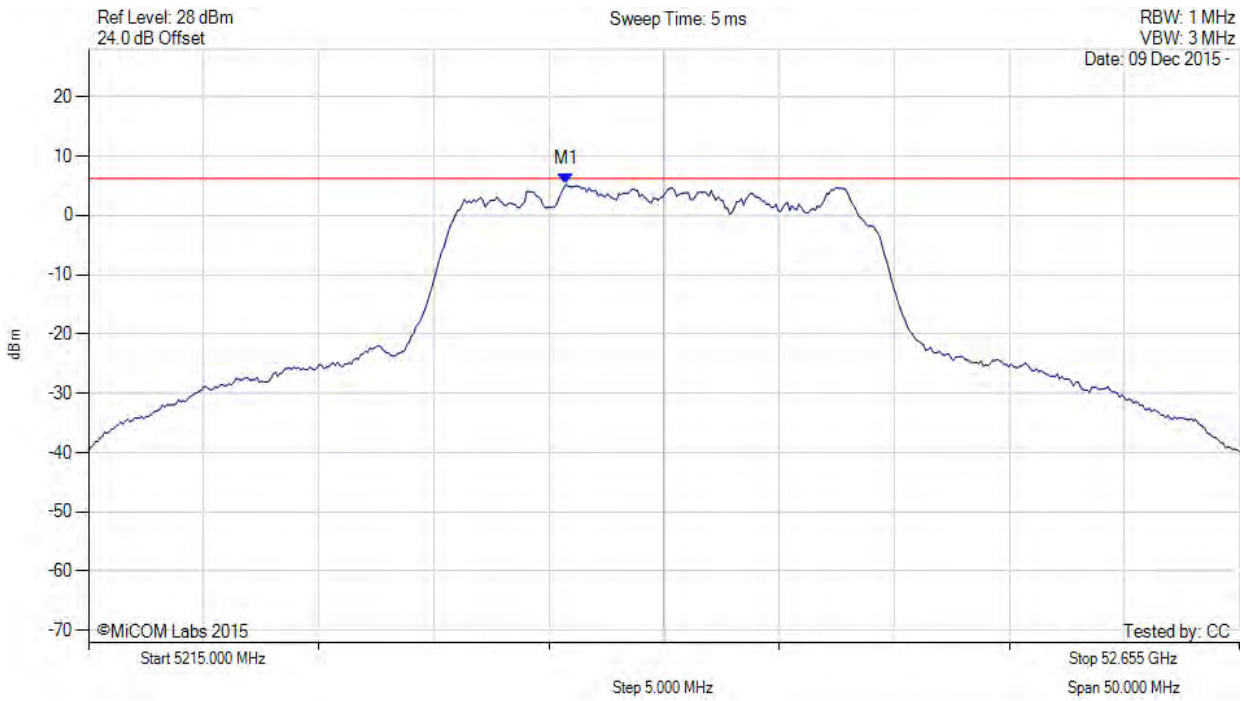

Analyzer Setup	Marker:Frequency:Amplitude	Test Results
Detector = RMS Sweep Count = 100 RF Atten (dB) = 20 Trace Mode = VIEW	M1 : 5235.741 MHz : 5.251 dBm	Limit: ≤ 6.230 dBm

back to matrix

POWER SPECTRAL DENSITY

Variant: 802.11n HT-20, Channel: 5240.00 MHz, Chain c, Temp: Ambient, Voltage: 15 Vdc

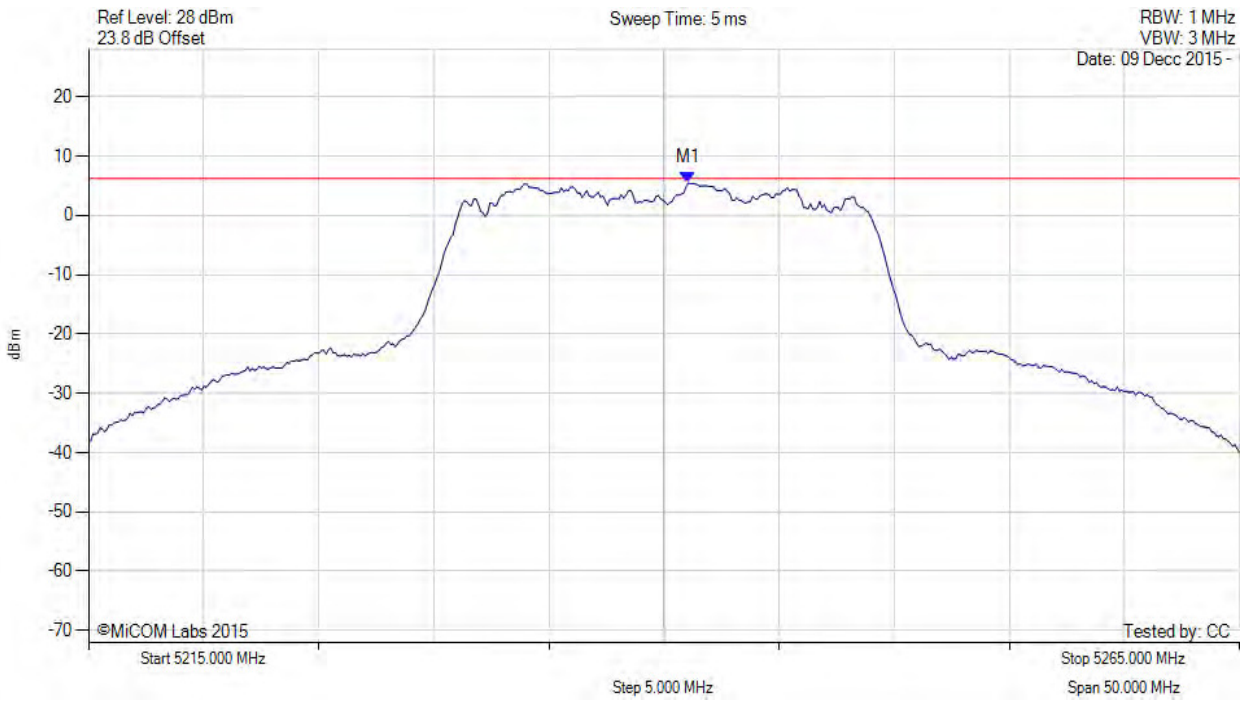

Analyzer Setup	Marker:Frequency:Amplitude	Test Results
Detector = RMS Sweep Count = 100 RF Atten (dB) = 20 Trace Mode = VIEW	M1 : 5241.052 MHz : 5.434 dBm	Limit: ≤ 6.230 dBm

back to matrix

POWER SPECTRAL DENSITY

Variant: 802.11n HT-20, Channel: 5240.00 MHz, SUM, Temp: Ambient, Voltage: 15 Vdc

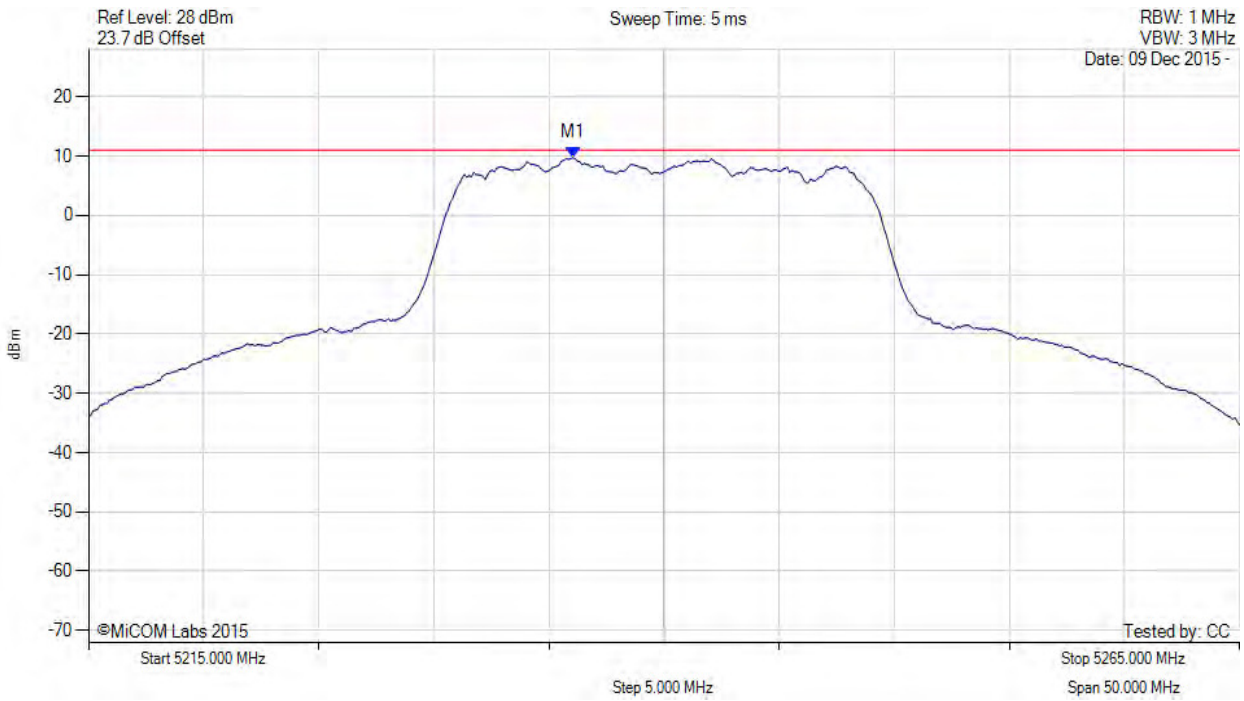

Analyzer Setup	Marker:Frequency:Amplitude	Test Results
Detector = RMS Sweep Count = 100 RF Atten (dB) = 20 Trace Mode = VIEW	M1 : 5236.000 MHz : 9.728 dBm M1 + DCCF : 5236.000 MHz : 9.997 dBm Duty Cycle Correction Factor : +0.27 dB	Limit: ≤ 11.0 dBm Margin: -1.0 dB

back to matrix

POWER SPECTRAL DENSITY

Variant: 802.11n HT-40, Channel: 5190.00 MHz, Chain a, Temp: Ambient, Voltage: 15 Vdc

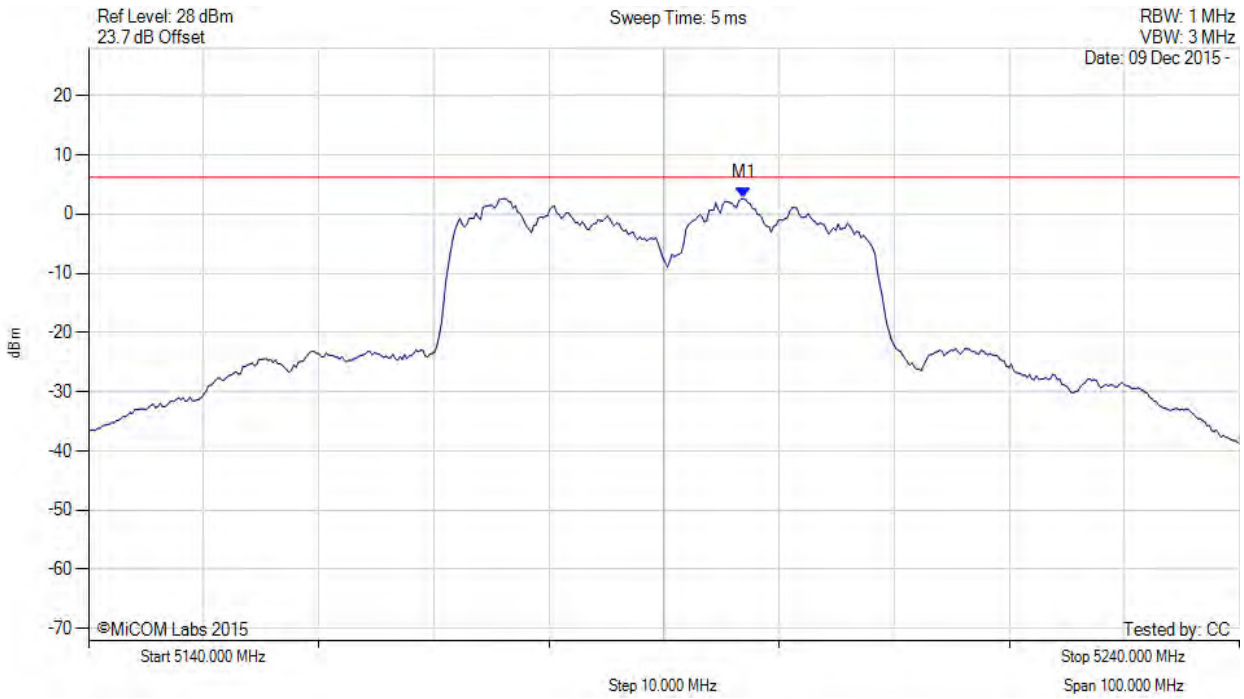

Analyzer Setup	Marker:Frequency:Amplitude	Test Results
Detector = RMS Sweep Count = 100 RF Atten (dB) = 20 Trace Mode = VIEW	M1 : 5196.914 MHz : 2.631 dBm	Limit: ≤ 6.230 dBm

back to matrix

POWER SPECTRAL DENSITY

Variant: 802.11n HT-40, Channel: 5190.00 MHz, Chain b, Temp: Ambient, Voltage: 15 Vdc

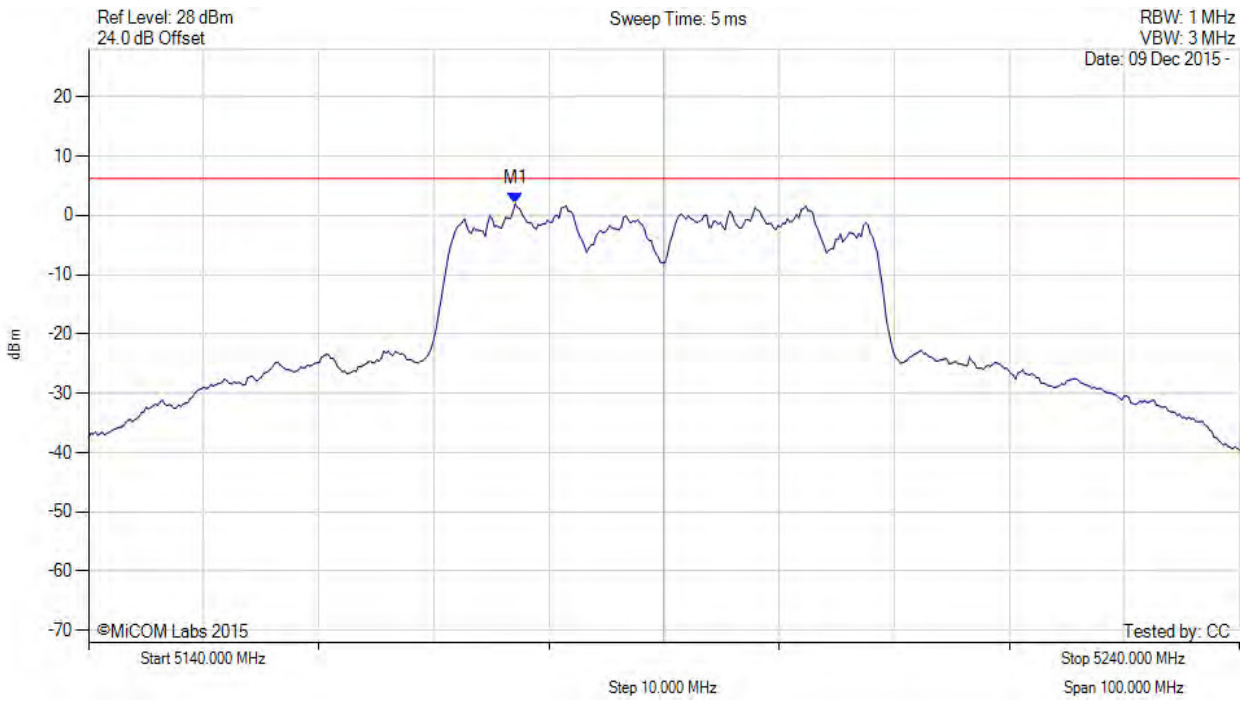

Analyzer Setup	Marker:Frequency:Amplitude	Test Results
Detector = RMS Sweep Count = 100 RF Atten (dB) = 20 Trace Mode = VIEW	M1 : 5177.074 MHz : 1.951 dBm	Limit: ≤ 6.230 dBm

back to matrix

POWER SPECTRAL DENSITY

Variant: 802.11n HT-40, Channel: 5190.00 MHz, Chain c, Temp: Ambient, Voltage: 15 Vdc

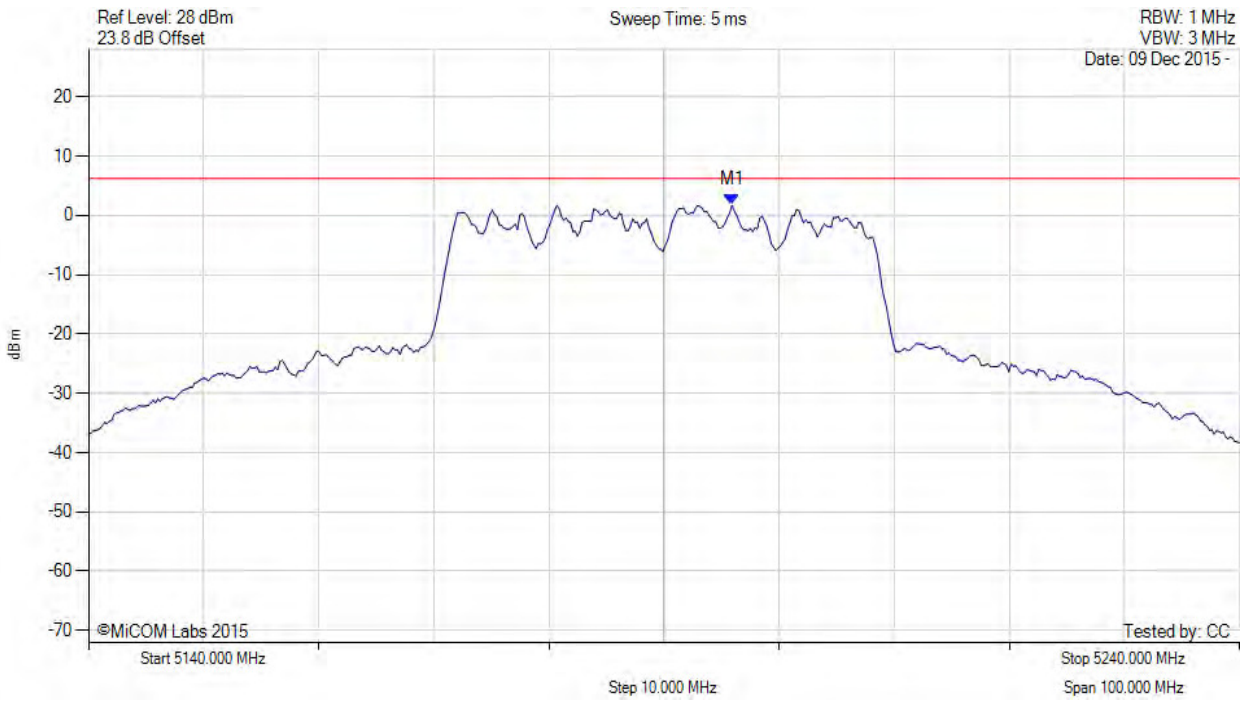

Analyzer Setup	Marker:Frequency:Amplitude	Test Results
Detector = RMS Sweep Count = 100 RF Atten (dB) = 20 Trace Mode = VIEW	M1 : 5195.912 MHz : 1.699 dBm	Limit: ≤ 6.230 dBm

back to matrix

POWER SPECTRAL DENSITY

Variant: 802.11n HT-40, Channel: 5190.00 MHz, SUM, Temp: Ambient, Voltage: 15 Vdc

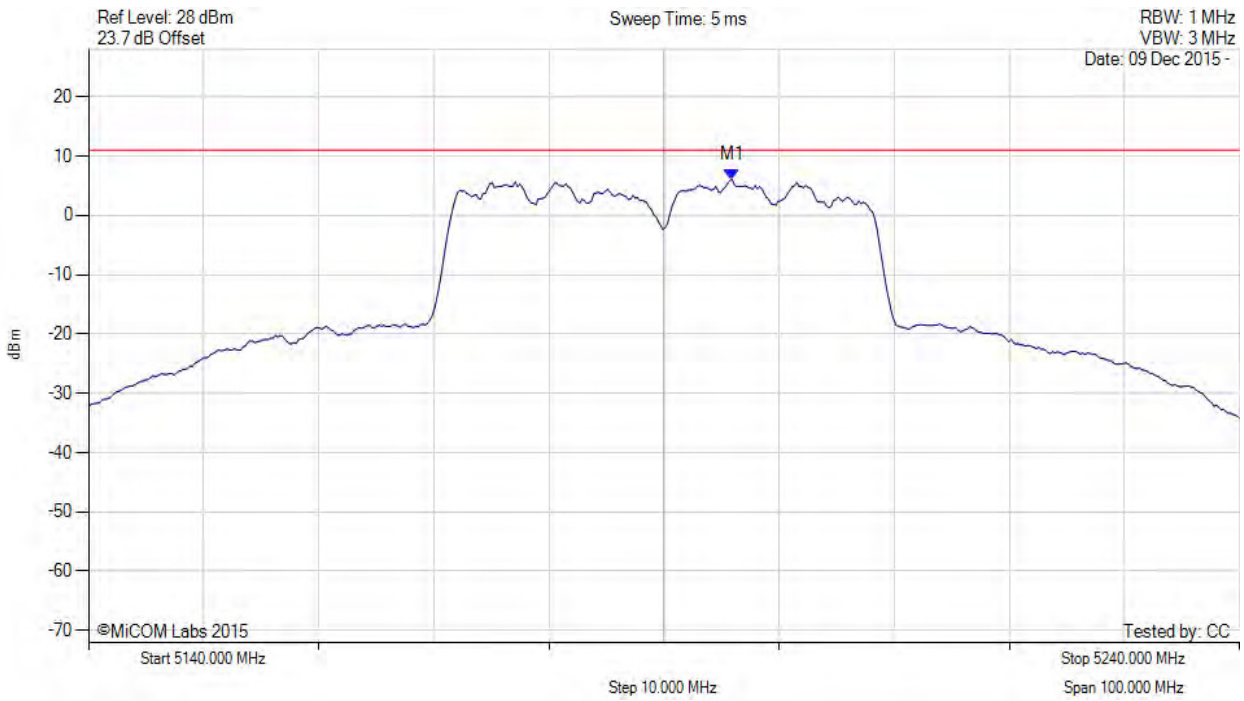

Analyzer Setup	Marker:Frequency:Amplitude	Test Results
Detector = RMS Sweep Count = 100 RF Atten (dB) = 20 Trace Mode = VIEW	M1 : 5195.900 MHz : 6.090 dBm M1 + DCCF : 5195.900 MHz : 6.796 dBm Duty Cycle Correction Factor : +0.71 dB	Limit: ≤ 11.0 dBm Margin: -4.2 dB

back to matrix

POWER SPECTRAL DENSITY

Variant: 802.11n HT-40, Channel: 5230.00 MHz, Chain a, Temp: Ambient, Voltage: 15 Vdc

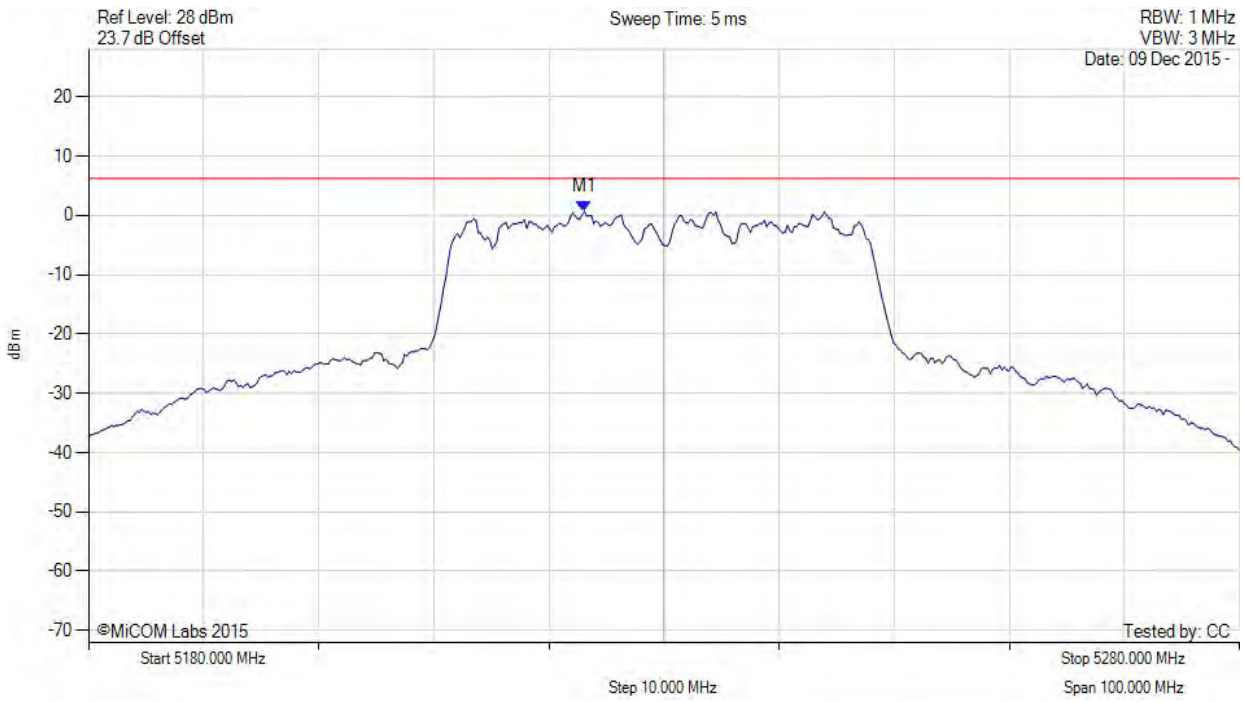

Analyzer Setup	Marker:Frequency:Amplitude	Test Results
Detector = RMS Sweep Count = 100 RF Atten (dB) = 20 Trace Mode = VIEW	M1 : 5223.086 MHz : 0.614 dBm	Limit: ≤ 6.230 dBm

back to matrix

POWER SPECTRAL DENSITY

Variant: 802.11n HT-40, Channel: 5230.00 MHz, Chain b, Temp: Ambient, Voltage: 15 Vdc

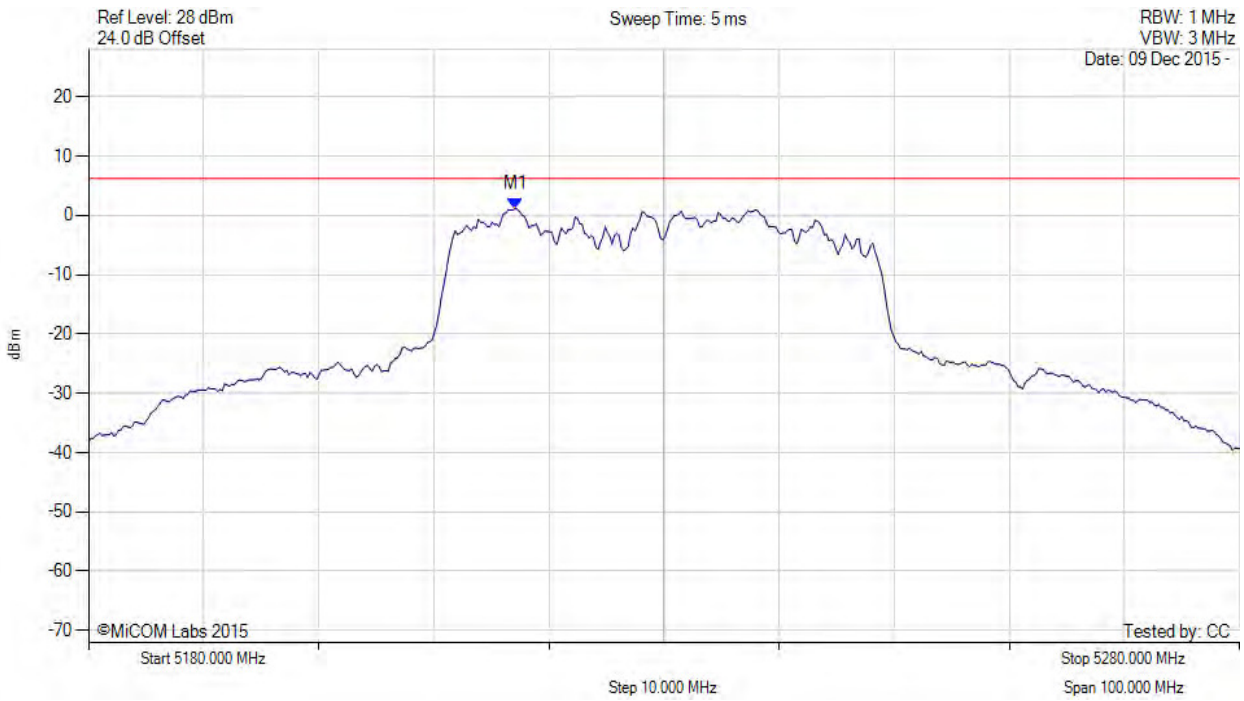

Analyzer Setup	Marker:Frequency:Amplitude	Test Results
Detector = RMS Sweep Count = 100 RF Atten (dB) = 20 Trace Mode = VIEW	M1 : 5217.074 MHz : 1.179 dBm	Limit: ≤ 6.230 dBm

back to matrix

POWER SPECTRAL DENSITY

Variant: 802.11n HT-40, Channel: 5230.00 MHz, Chain c, Temp: Ambient, Voltage: 15 Vdc

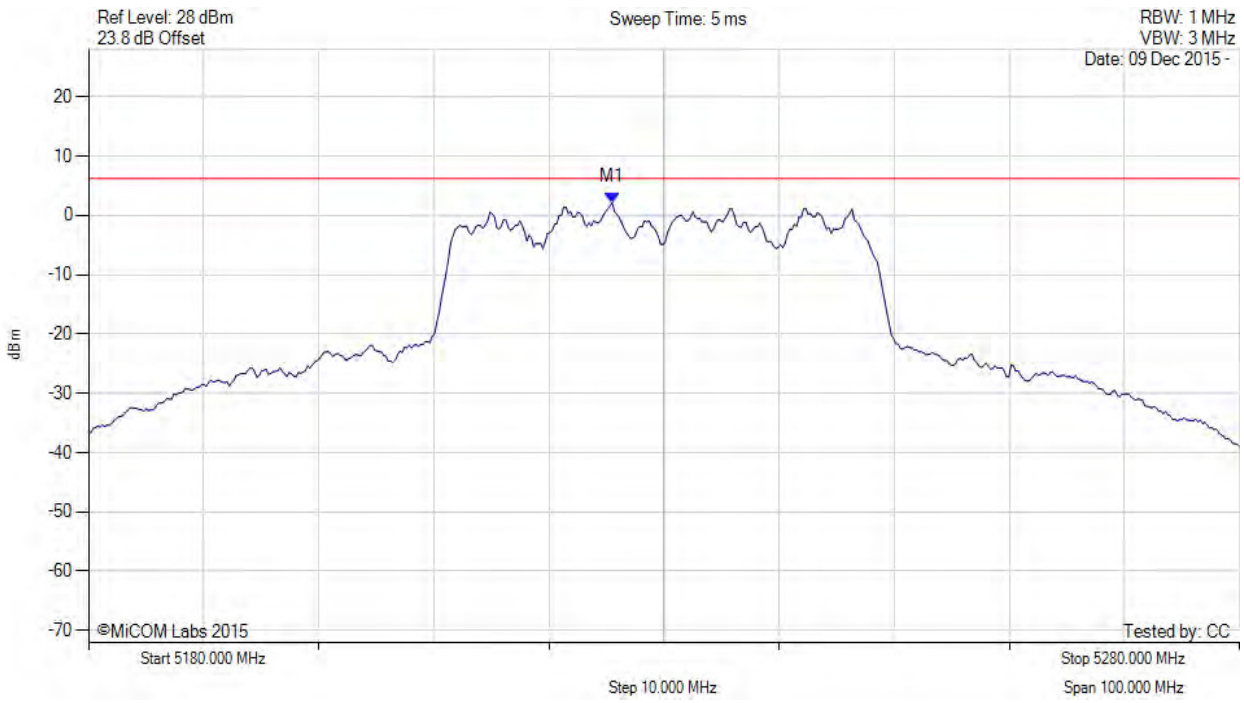

Analyzer Setup	Marker:Frequency:Amplitude	Test Results
Detector = RMS Sweep Count = 100 RF Atten (dB) = 20 Trace Mode = VIEW	M1 : 5225.491 MHz : 2.146 dBm	Limit: ≤ 6.230 dBm

back to matrix

POWER SPECTRAL DENSITY

Variant: 802.11n HT-40, Channel: 5230.00 MHz, SUM, Temp: Ambient, Voltage: 15 Vdc

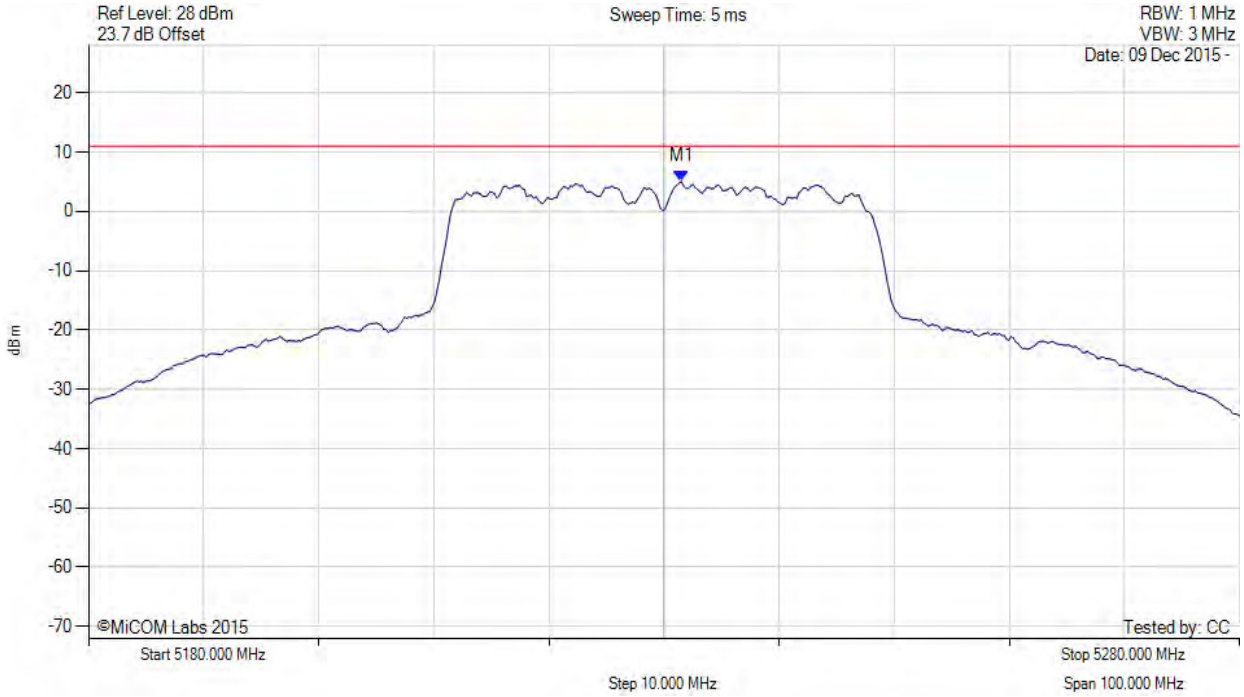

Analyzer Setup	Marker:Frequency:Amplitude	Test Results
Detector = RMS Sweep Count = 100 RF Atten (dB) = 20 Trace Mode = VIEW	M1 : 5231.500 MHz : 5.050 dBm M1 + DCCF : 5231.500 MHz : 5.756 dBm Duty Cycle Correction Factor : +0.71 dB	Limit: ≤ 11.0 dBm Margin: -5.2 dB

back to matrix

PEAK POWER SPECTRAL DENSITY

Variant: 802.11a, Channel: 5260.00 MHz, SUM, Temp: Ambient, Voltage: 3.3 Vdc

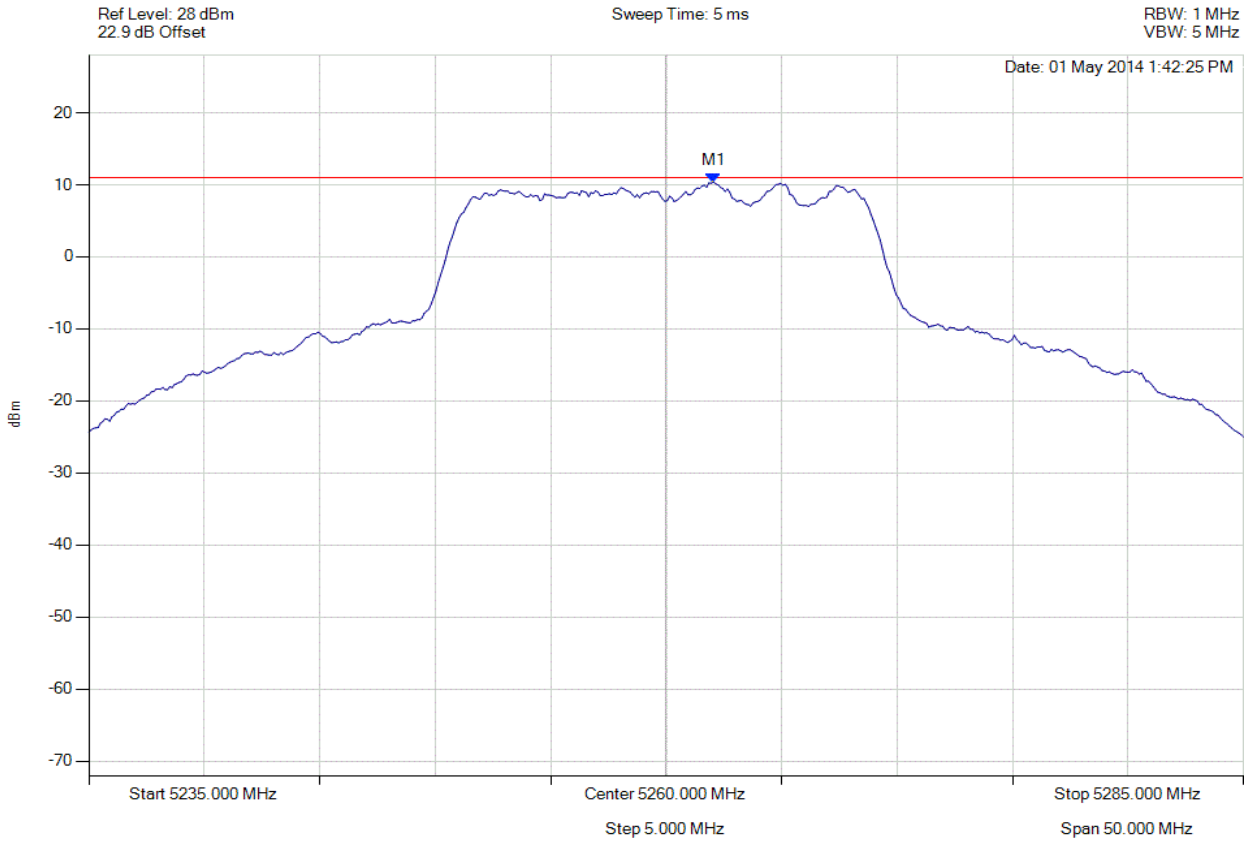

Analyser Setup	Marker : Frequency : Amplitude	Test Results
Detector = RMS Sweep Count = 100 RF Atten (dB) = 20 Trace Mode = VIEW	M1 : 5262.054 MHz : 10.378 dBm M1 + DCCF : 5262.054 MHz : 10.648 dBm Duty Cycle Correction Factor : +0.27 dB	Limit: ≤ 11.0 dBm Margin: -0.4 dB

Back to the Matrix

PEAK POWER SPECTRAL DENSITY

Variant: 802.11a, Channel: 5300.00 MHz, SUM, Temp: Ambient, Voltage: 3.3 Vdc

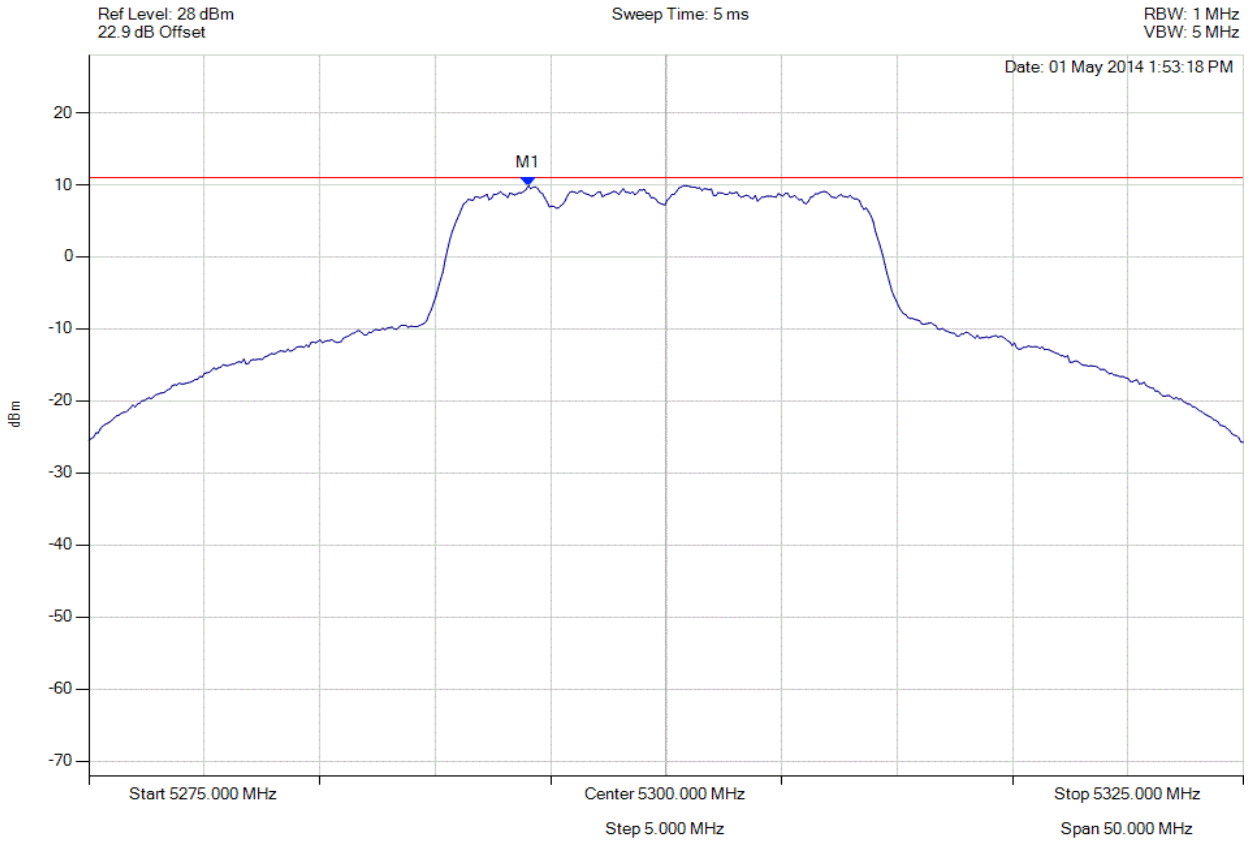

Analyser Setup	Marker : Frequency : Amplitude	Test Results
Detector = RMS Sweep Count = 100 RF Atten (dB) = 20 Trace Mode = VIEW	M1 : 5294.038 MHz : 9.888 dBm M1 + DCCF : 5294.038 MHz : 10.158 dBm Duty Cycle Correction Factor : +0.27 dB	Limit: ≤ 11.0 dBm Margin: -0.8 dB

Back to the Matrix

PEAK POWER SPECTRAL DENSITY

Variant: 802.11a, Channel: 5320.00 MHz, SUM, Temp: Ambient, Voltage: 3.3 Vdc

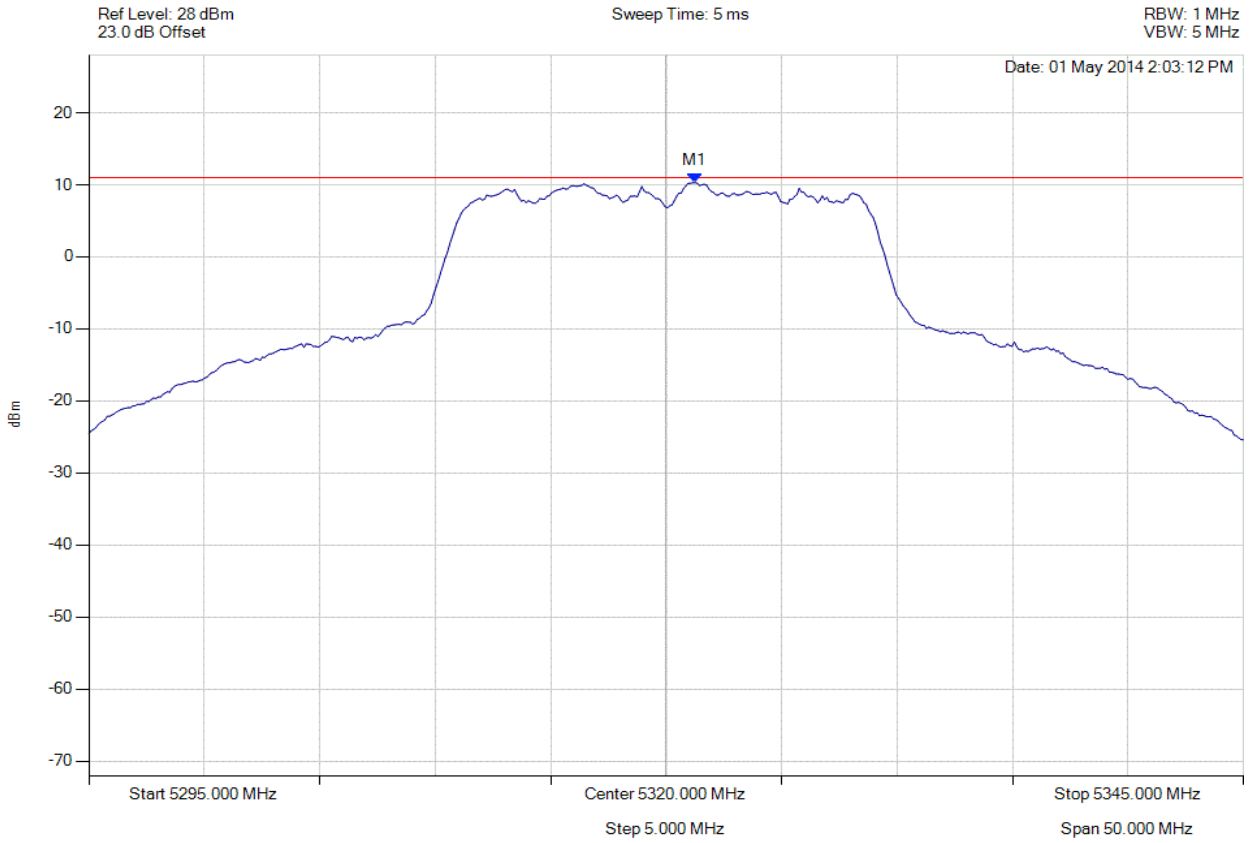

Analyser Setup	Marker : Frequency : Amplitude	Test Results
Detector = RMS Sweep Count = 100 RF Atten (dB) = 20 Trace Mode = VIEW	M1 : 5321.253 MHz : 10.309 dBm M1 + DCCF : 5321.253 MHz : 10.579 dBm Duty Cycle Correction Factor : +0.27 dB	Limit: ≤ 11.0 dBm Margin: -0.4 dB

Back to the Matrix

PEAK POWER SPECTRAL DENSITY

Variant: 802.11ac-80, Channel: 5290.00 MHz, Chain a, Temp: Ambient, Voltage: 3.3 Vdc

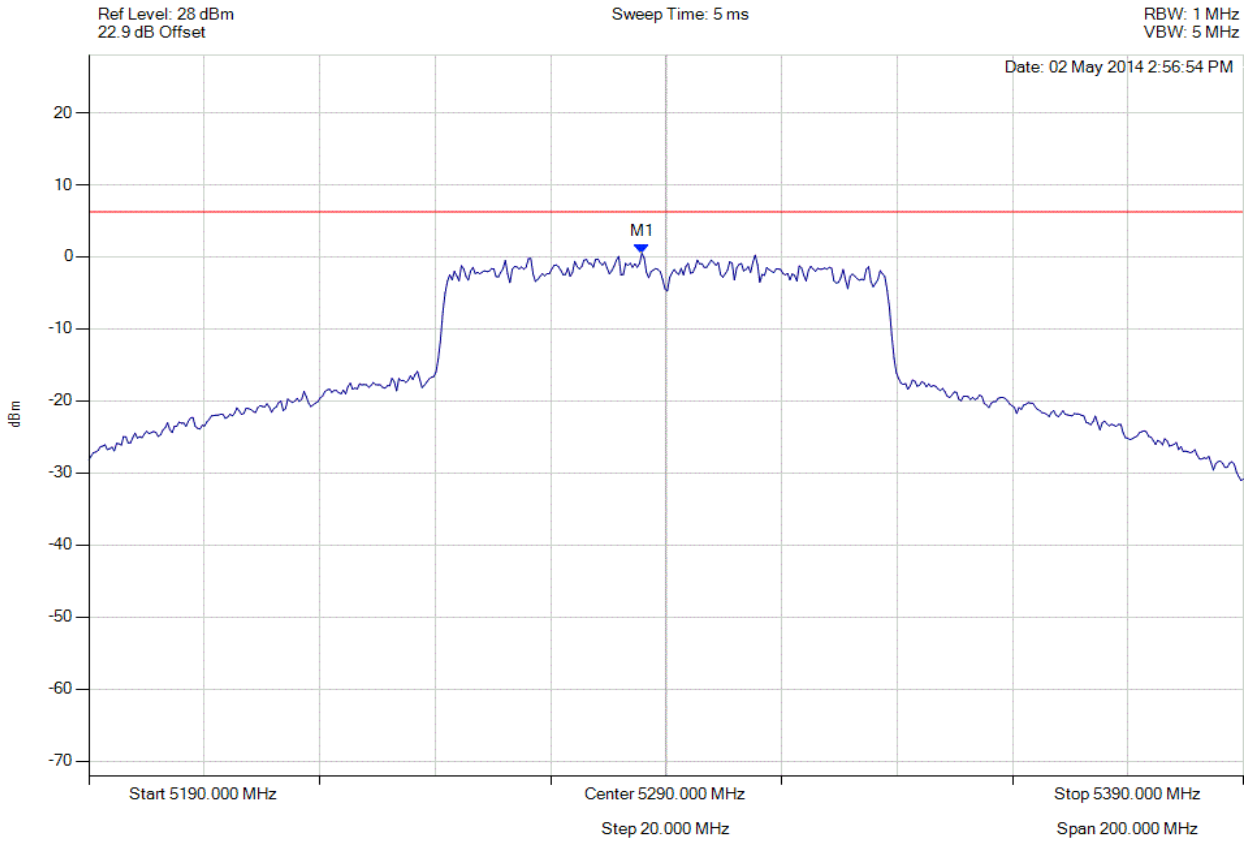

Analyser Setup	Marker : Frequency : Amplitude	Test Results
Detector = RMS Sweep Count = 100 RF Atten (dB) = 20 Trace Mode = VIEW	M1 : 5285.792 MHz : 0.484 dBm	Limit: ≤ 6.229 dBm Margin: -4.98 dB

Back to the Matrix

PEAK POWER SPECTRAL DENSITY

Variant: 802.11ac-80, Channel: 5290.00 MHz, Chain b, Temp: Ambient, Voltage: 3.3 Vdc

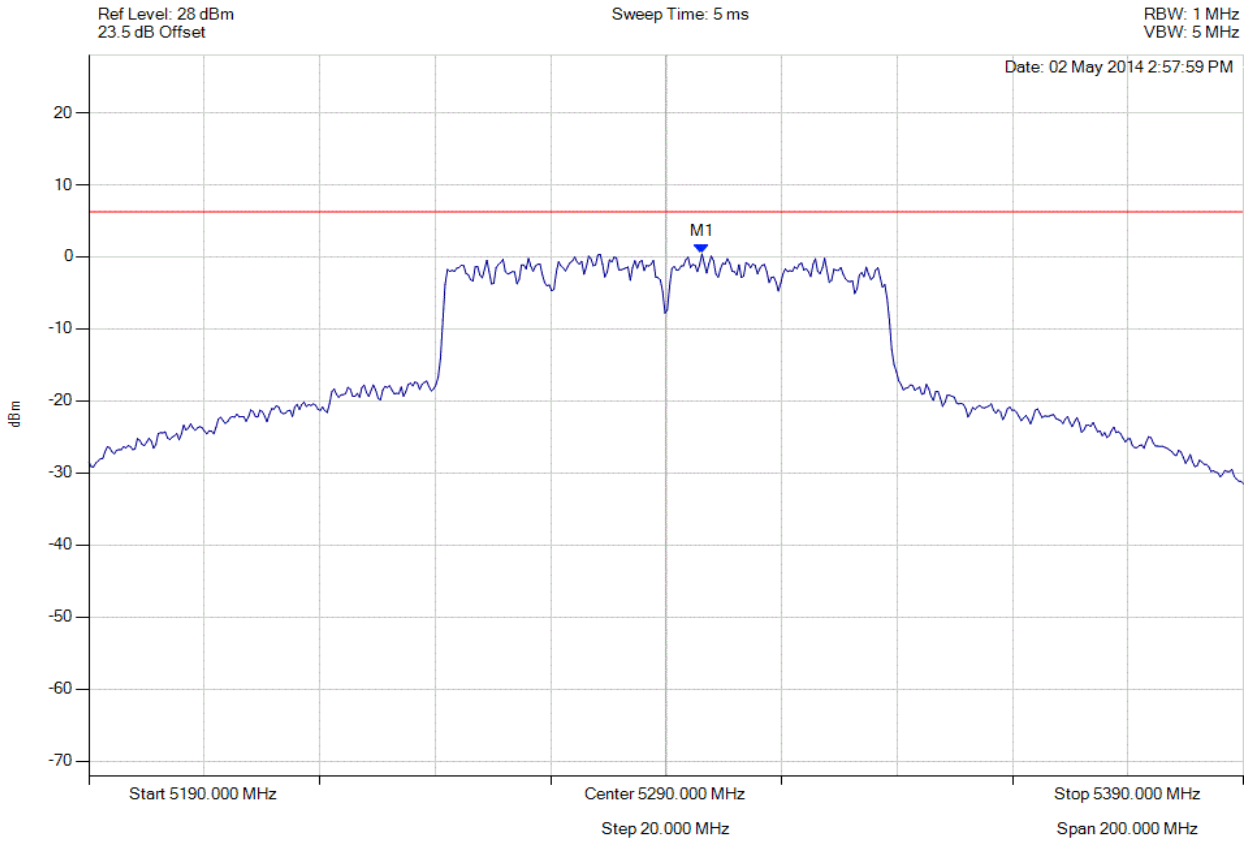

Analyser Setup	Marker : Frequency : Amplitude	Test Results
Detector = RMS Sweep Count = 100 RF Atten (dB) = 20 Trace Mode = VIEW	M1 : 5296.212 MHz : 0.402 dBm	Limit: ≤ 6.229 dBm Margin: -5.06 dB

Back to the Matrix

PEAK POWER SPECTRAL DENSITY

Variant: 802.11ac-80, Channel: 5290.00 MHz, Chain c, Temp: Ambient, Voltage: 3.3 Vdc

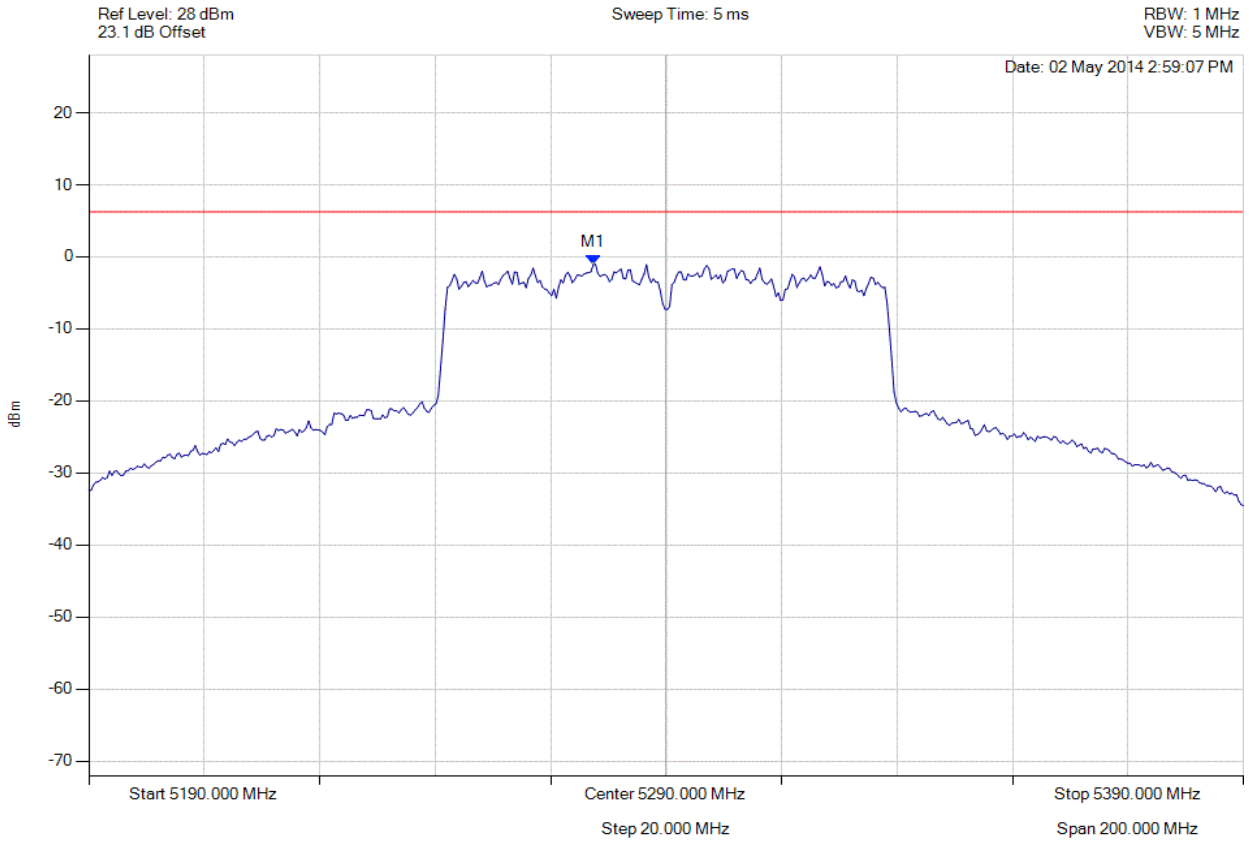

Analyser Setup	Marker : Frequency : Amplitude	Test Results
Detector = RMS Sweep Count = 100 RF Atten (dB) = 20 Trace Mode = VIEW	M1 : 5277.375 MHz : -1.056 dBm	Limit: ≤ 6.229 dBm Margin: 6.52 dB

Back to the Matrix

PEAK POWER SPECTRAL DENSITY

Variant: 802.11ac-80, Channel: 5290.00 MHz, SUM, Temp: Ambient, Voltage: 3.3 Vdc

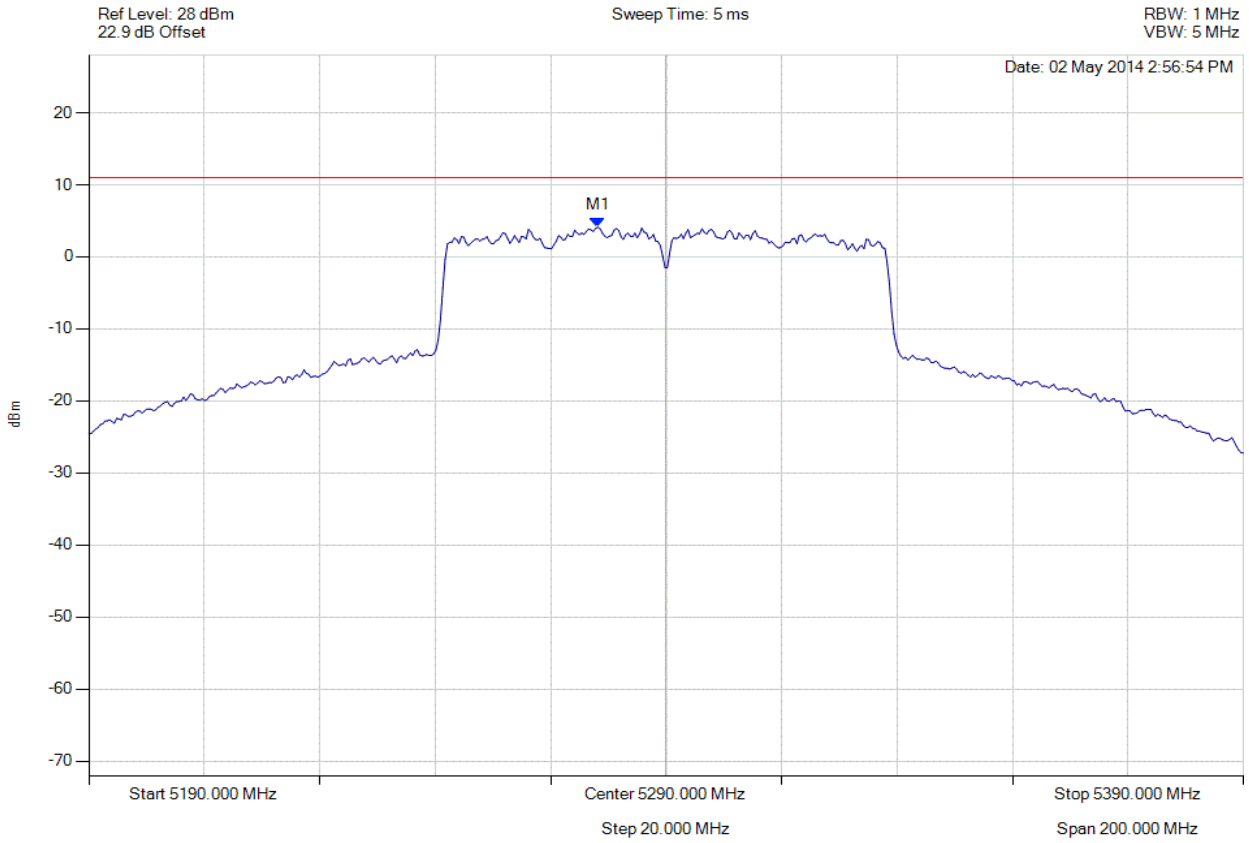

Analyser Setup	Marker : Frequency : Amplitude	Test Results
Detector = RMS Sweep Count = 100 RF Atten (dB) = 20 Trace Mode = VIEW	M1 : 5278.176 MHz : 4.117 dBm M1 + DCCF : 5278.176 MHz : 4.827 dBm Duty Cycle Correction Factor : +0.71 dB	Limit: ≤ 11.0 dBm Margin: -6.2 dB

Back to the Matrix

PEAK POWER SPECTRAL DENSITY

Variant: 802.11n HT-20, Channel: 5260.00 MHz, Chain a, Temp: Ambient, Voltage: 3.3 Vdc

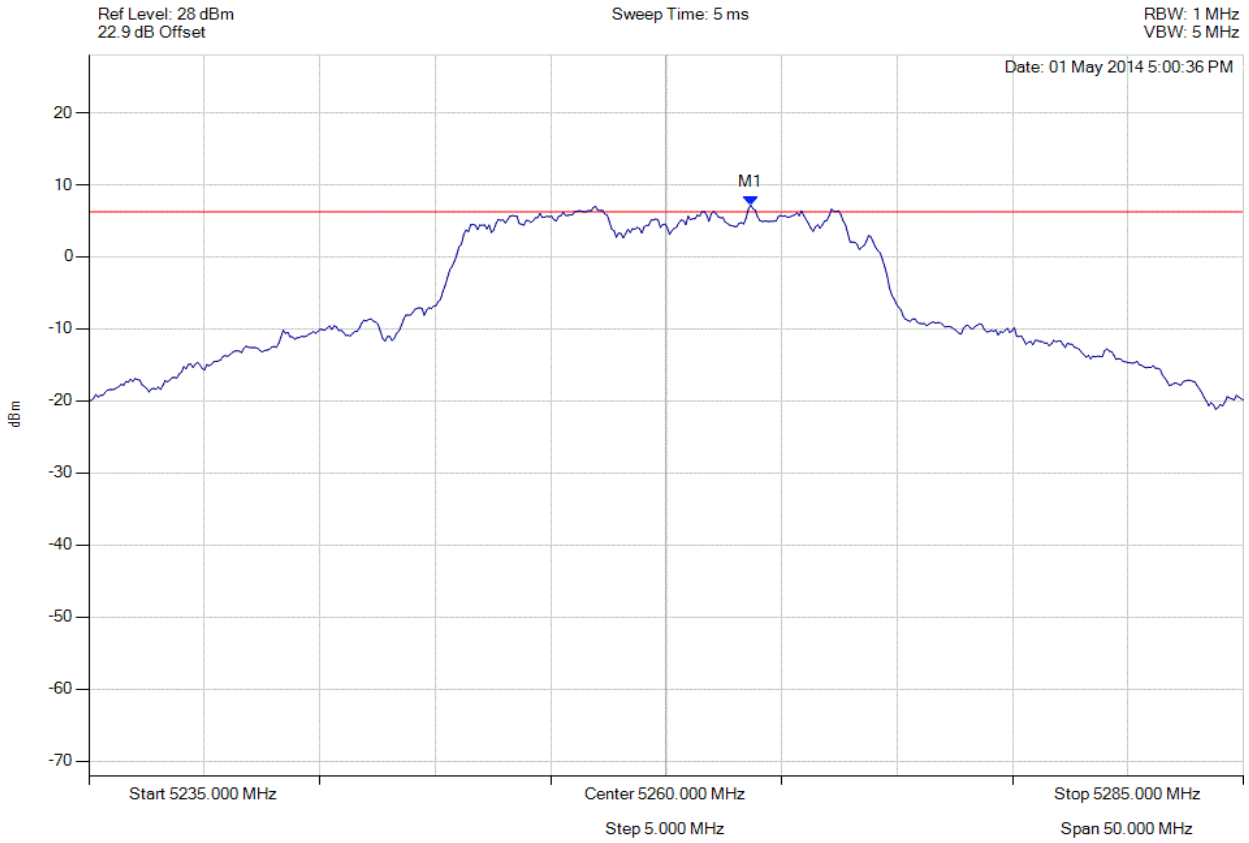

Analyser Setup	Marker : Frequency : Amplitude	Test Results
Detector = RMS Sweep Count = 100 RF Atten (dB) = 20 Trace Mode = VIEW	M1 : 5263.657 MHz : 7.213 dBm	Limit: ≤ 6.229 dBm Margin: 1.23 dB

Back to the Matrix

PEAK POWER SPECTRAL DENSITY

Variant: 802.11n HT-20, Channel: 5260.00 MHz, Chain b, Temp: Ambient, Voltage: 3.3 Vdc

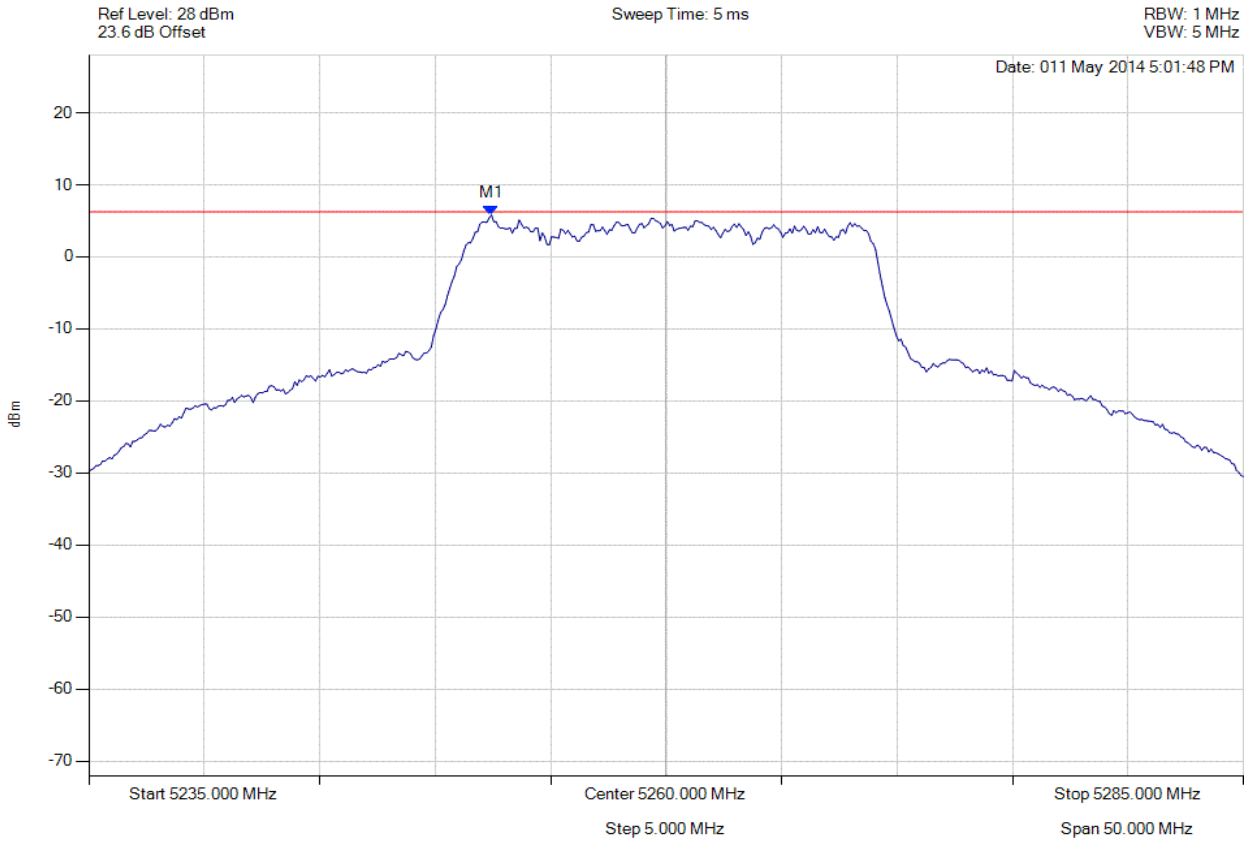

Analyser Setup	Marker : Frequency : Amplitude	Test Results
Detector = RMS Sweep Count = 100 RF Atten (dB) = 20 Trace Mode = VIEW	M1 : 5252.435 MHz : 5.813 dBm	Limit: ≤ 6.229 dBm Margin: -0.17 dB

Back to the Matrix

PEAK POWER SPECTRAL DENSITY

Variant: 802.11n HT-20, Channel: 5260.00 MHz, Chain c, Temp: Ambient, Voltage: 3.3 Vdc

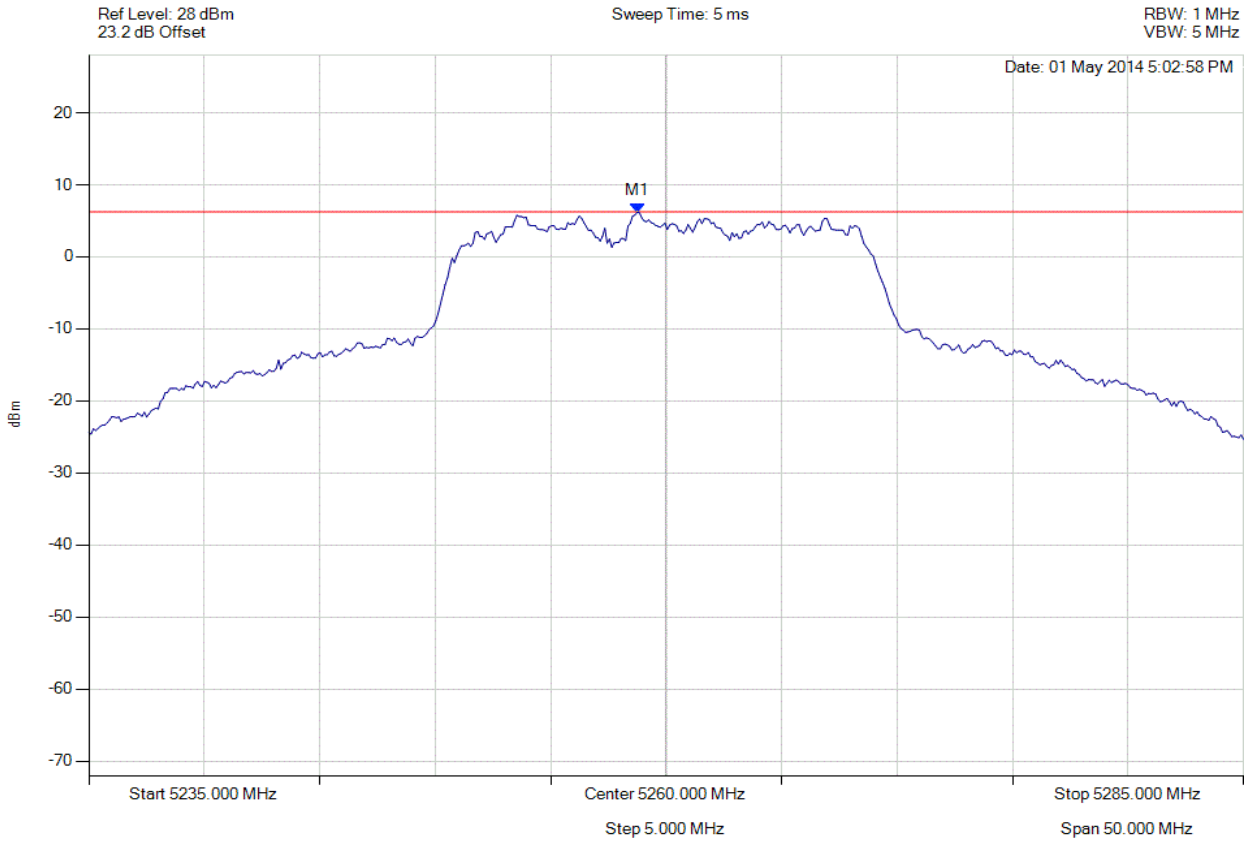

Analyser Setup	Marker : Frequency : Amplitude	Test Results
Detector = RMS Sweep Count = 100 RF Atten (dB) = 20 Trace Mode = VIEW	M1 : 5258.747 MHz : 6.191 dBm	Limit: ≤ 6.229 dBm Margin: 0.21 dB

Back to the Matrix

PEAK POWER SPECTRAL DENSITY

Variant: 802.11n HT-20, Channel: 5260.00 MHz, SUM, Temp: Ambient, Voltage: 3.3 Vdc

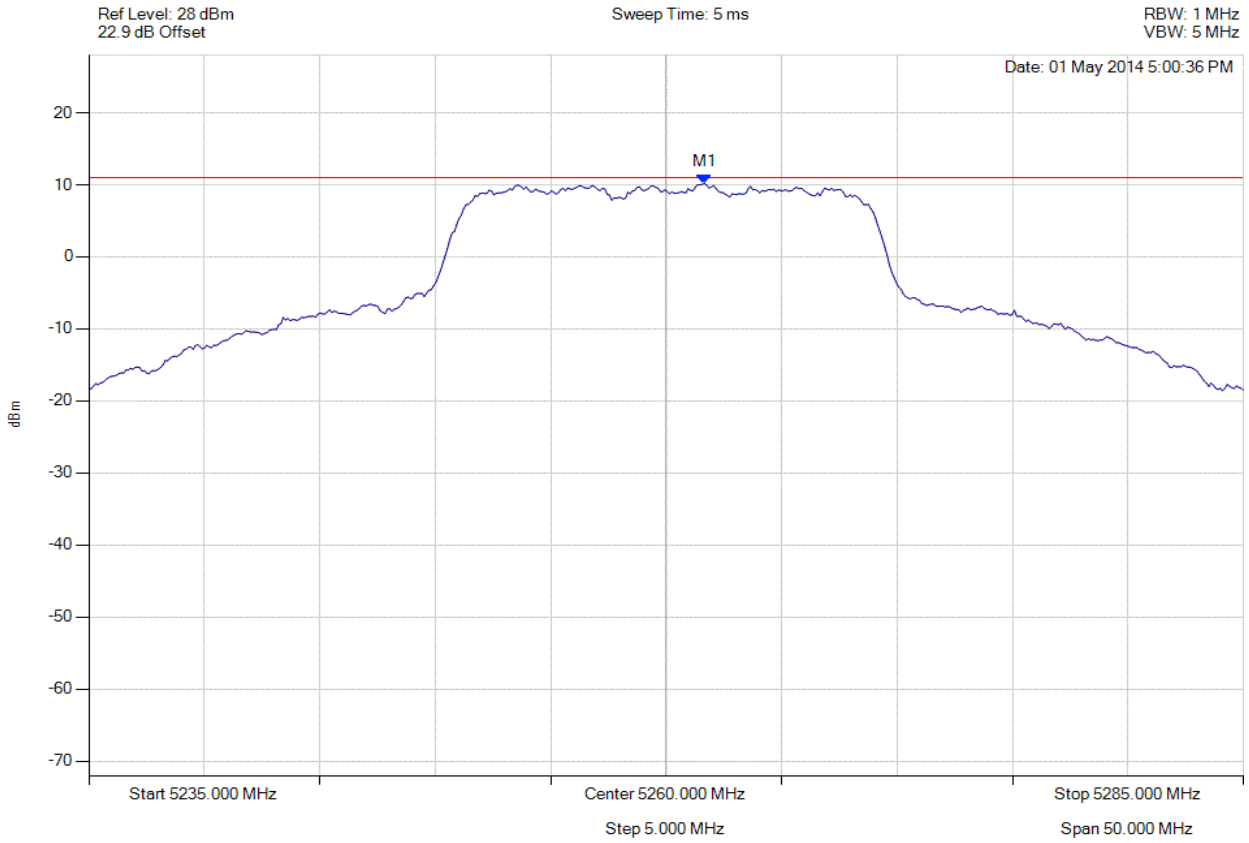

Analyser Setup	Marker : Frequency : Amplitude	Test Results
Detector = RMS Sweep Count = 100 RF Atten (dB) = 20 Trace Mode = VIEW	M1 : 5261.653 MHz : 10.175 dBm M1 + DCCF : 5261.653 MHz : 10.445 dBm Duty Cycle Correction Factor : +0.27 dB	Limit: ≤ 11.0 dBm Margin: -0.5 dB

Back to the Matrix

PEAK POWER SPECTRAL DENSITY

Variant: 802.11n HT-20, Channel: 5300.00 MHz, Chain a, Temp: Ambient, Voltage: 3.3 Vdc

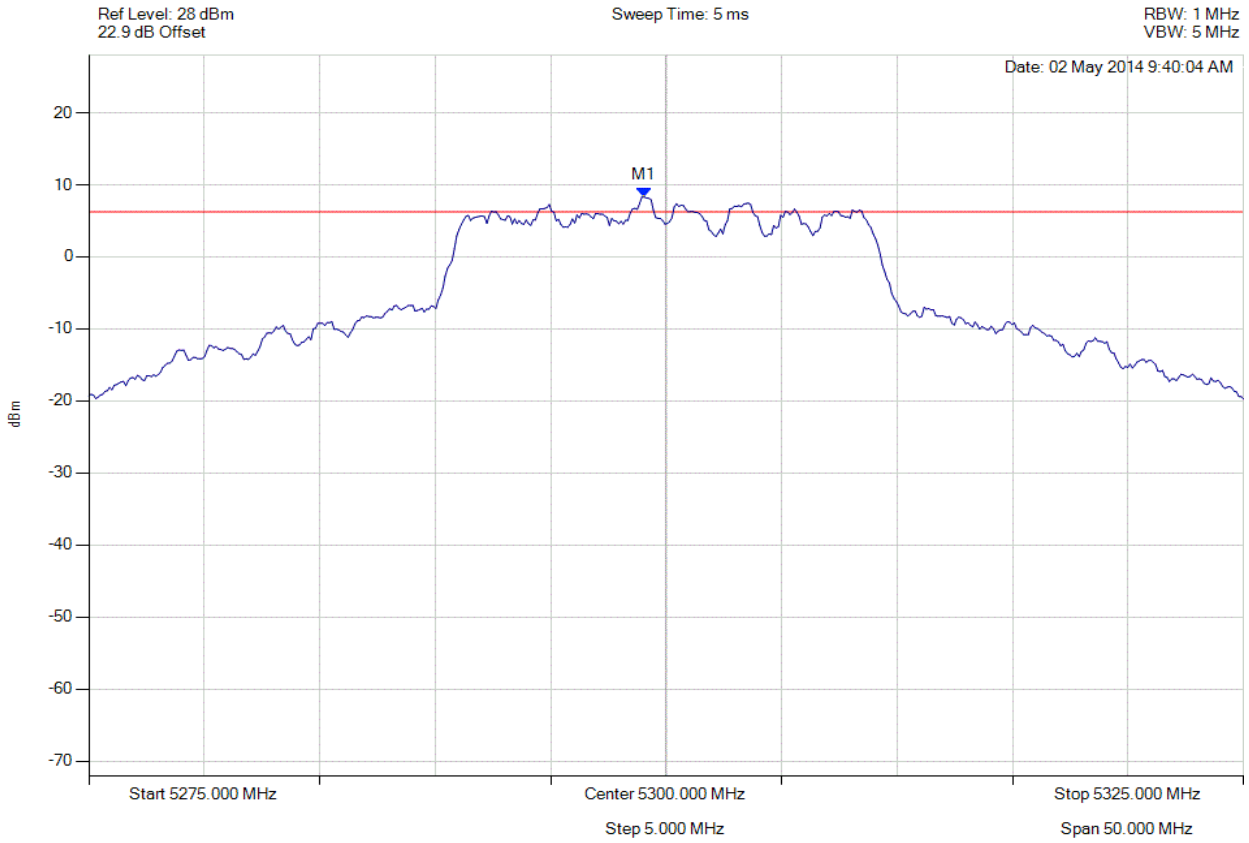

Analyser Setup	Marker : Frequency : Amplitude	Test Results
Detector = RMS Sweep Count = 100 RF Atten (dB) = 20 Trace Mode = VIEW	M1 : 5299.048 MHz : 8.314 dBm	Limit: ≤ 6.229 dBm Margin: 2.33 dB

Back to the Matrix

PEAK POWER SPECTRAL DENSITY

Variant: 802.11n HT-20, Channel: 5300.00 MHz, Chain b, Temp: Ambient, Voltage: 3.3 Vdc

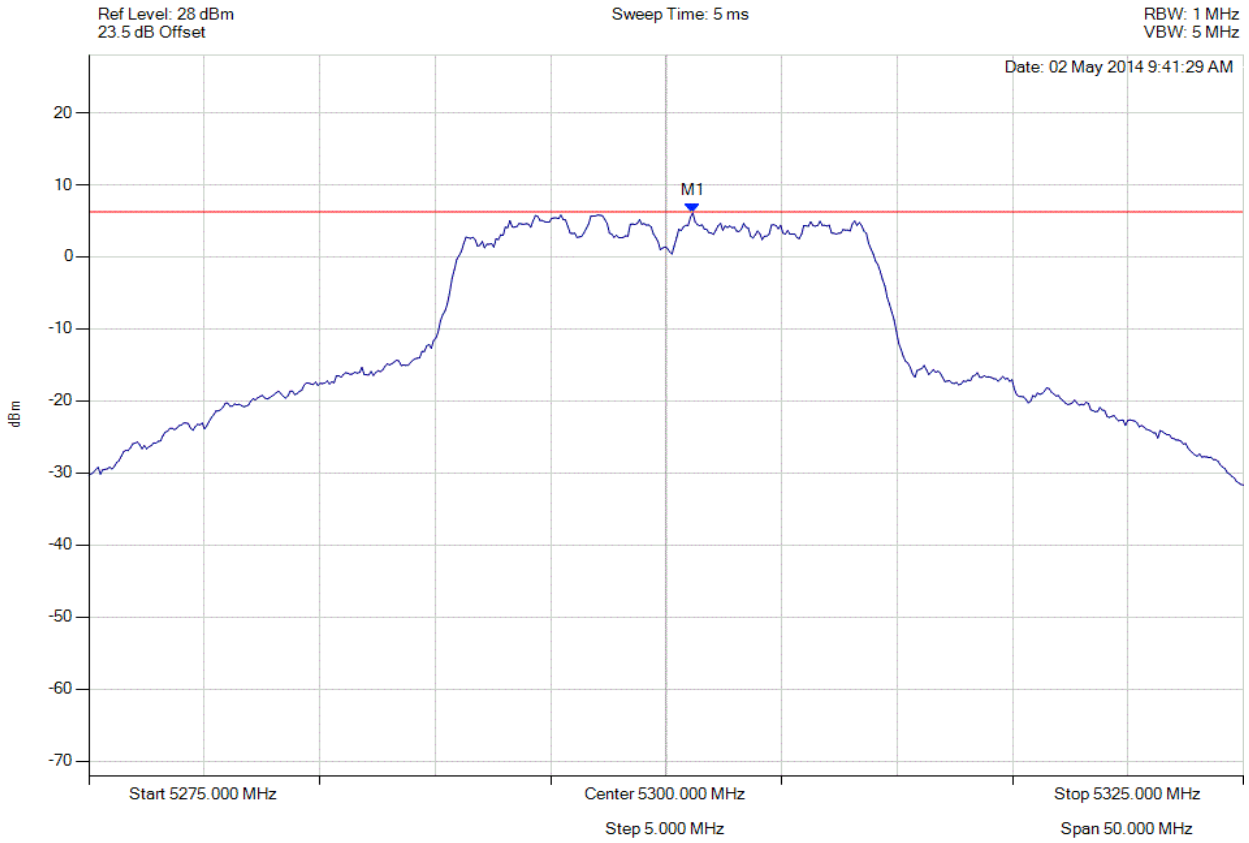

Analyser Setup	Marker : Frequency : Amplitude	Test Results
Detector = RMS Sweep Count = 100 RF Atten (dB) = 20 Trace Mode = VIEW	M1 : 5301.152 MHz : 6.081 dBm	Limit: ≤ 6.229 dBm Margin: 0.10 dB

Back to the Matrix

PEAK POWER SPECTRAL DENSITY

Variant: 802.11n HT-20, Channel: 5300.00 MHz, Chain c, Temp: Ambient, Voltage: 3.3 Vdc

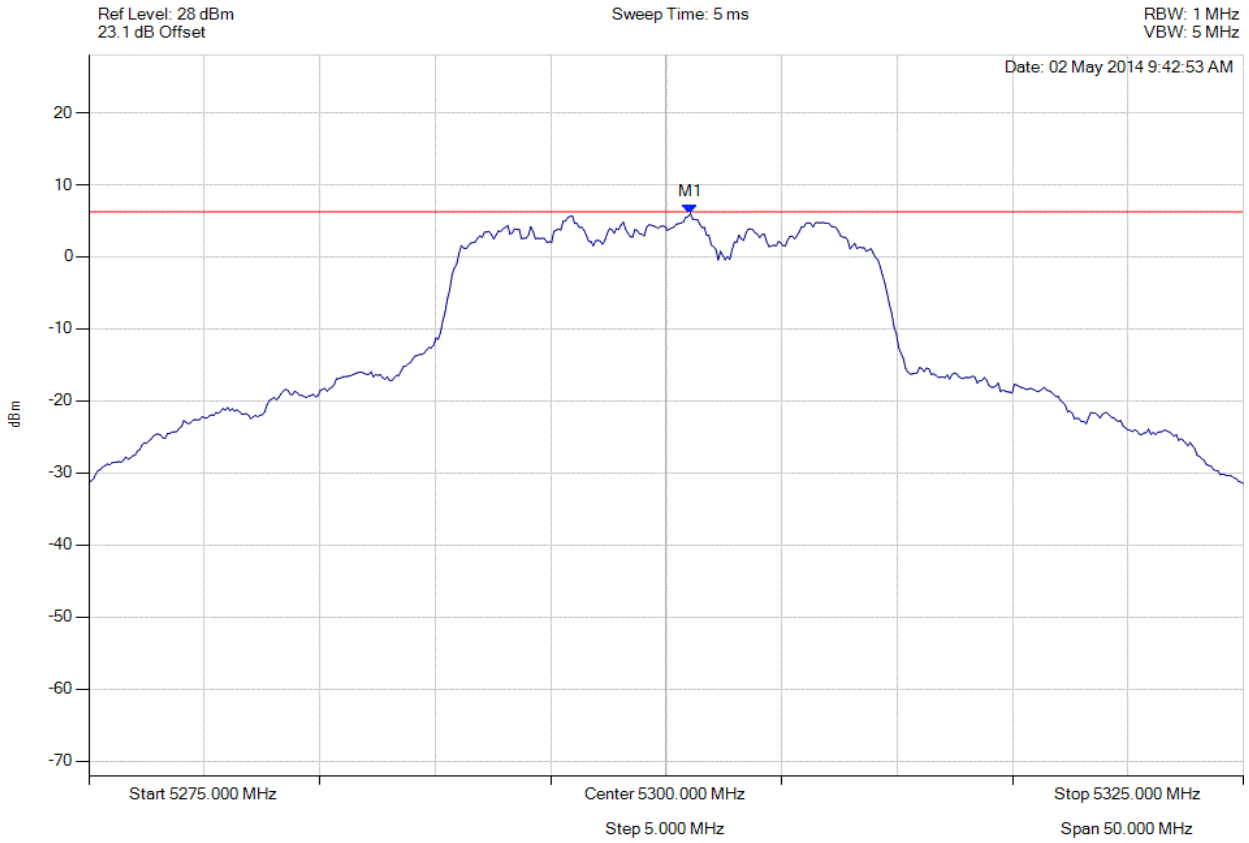

Analyser Setup	Marker : Frequency : Amplitude	Test Results
Detector = RMS Sweep Count = 100 RF Atten (dB) = 20 Trace Mode = VIEW	M1 : 5301.052 MHz : 6.022 dBm	Limit: ≤ 6.229 dBm Margin: 0.04 dB

Back to the Matrix

PEAK POWER SPECTRAL DENSITY

Variant: 802.11n HT-20, Channel: 5300.00 MHz, SUM, Temp: Ambient, Voltage: 3.3 Vdc

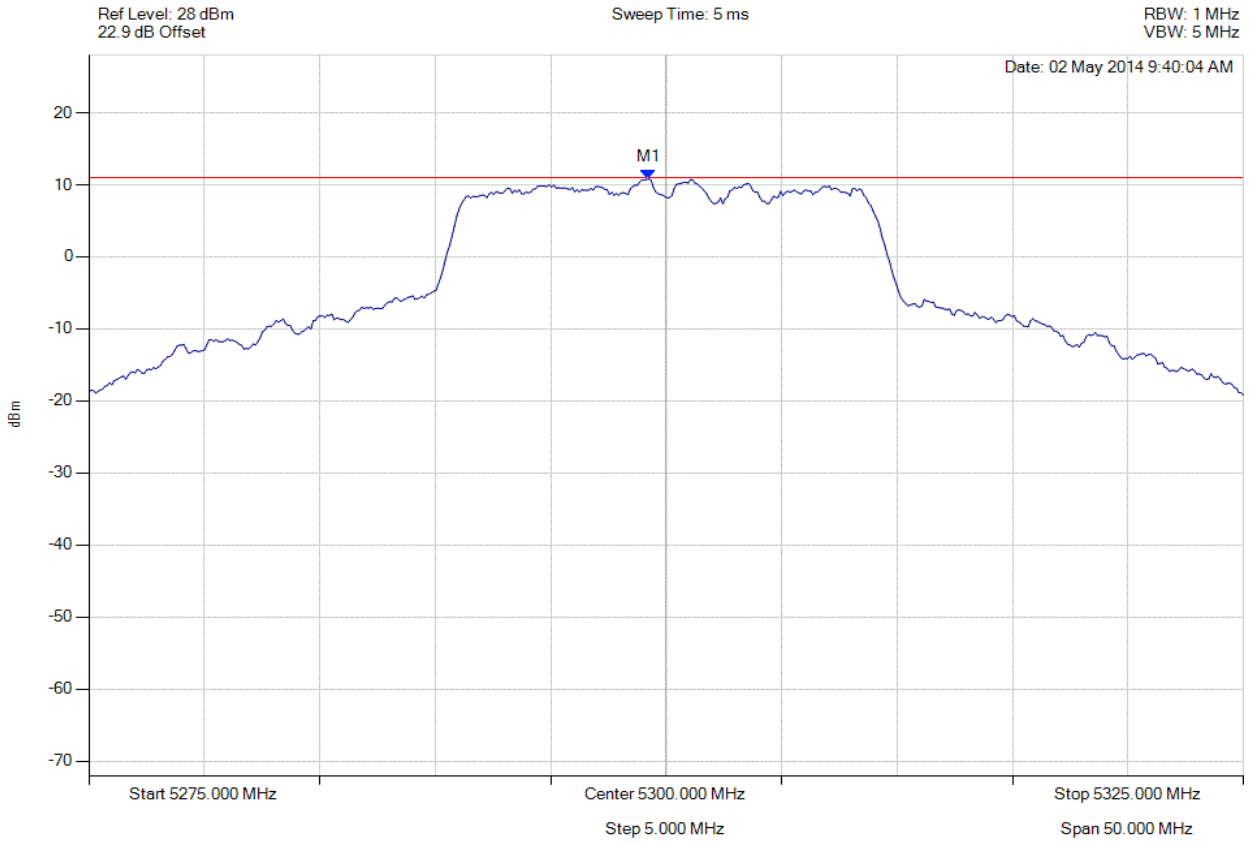

Analyser Setup	Marker : Frequency : Amplitude	Test Results
Detector = RMS Sweep Count = 100 RF Atten (dB) = 20 Trace Mode = VIEW	M1 : 5299.248 MHz : 10.713 dBm M1 + DCCF : 5299.248 MHz : 10.983 dBm Duty Cycle Correction Factor : +0.27 dB	Limit: ≤ 11.0 dBm Margin: -0.1 dB

Back to the Matrix

PEAK POWER SPECTRAL DENSITY

Variant: 802.11n HT-20, Channel: 5320.00 MHz, Chain a, Temp: Ambient, Voltage: 3.3 Vdc

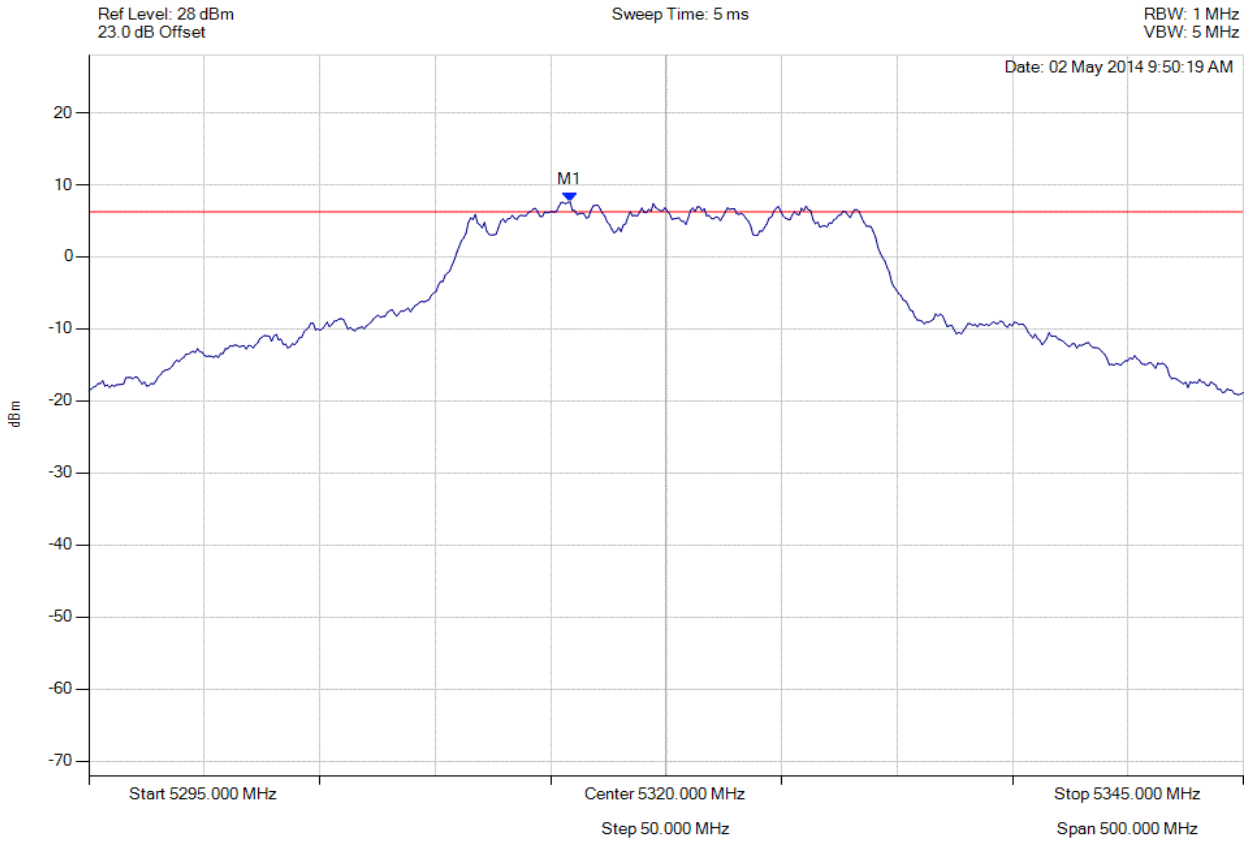

Analyser Setup	Marker : Frequency : Amplitude	Test Results
Detector = RMS Sweep Count = 100 RF Atten (dB) = 20 Trace Mode = VIEW	M1 : 5315.842 MHz : 7.602 dBm	Limit: ≤ 6.229 dBm Margin: 1.62 dB

Back to the Matrix

PEAK POWER SPECTRAL DENSITY

Variant: 802.11n HT-20, Channel: 5320.00 MHz, Chain b, Temp: Ambient, Voltage: 3.3 Vdc

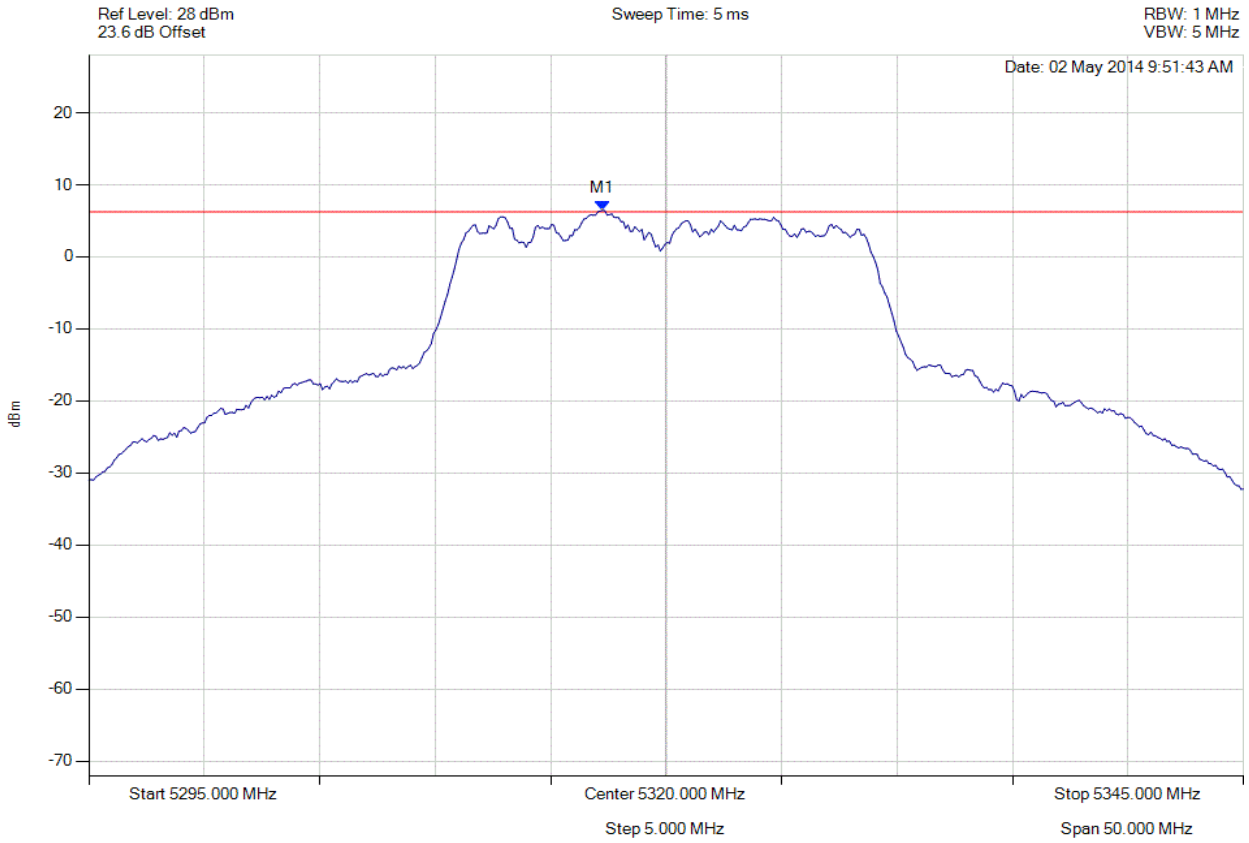

Analyser Setup	Marker : Frequency : Amplitude	Test Results
Detector = RMS Sweep Count = 100 RF Atten (dB) = 20 Trace Mode = VIEW	M1 : 5317.244 MHz : 6.463 dBm	Limit: ≤ 6.229 dBm Margin: 0.48 dB

Back to the Matrix

PEAK POWER SPECTRAL DENSITY

Variant: 802.11n HT-20, Channel: 5320.00 MHz, Chain c, Temp: Ambient, Voltage: 3.3 Vdc

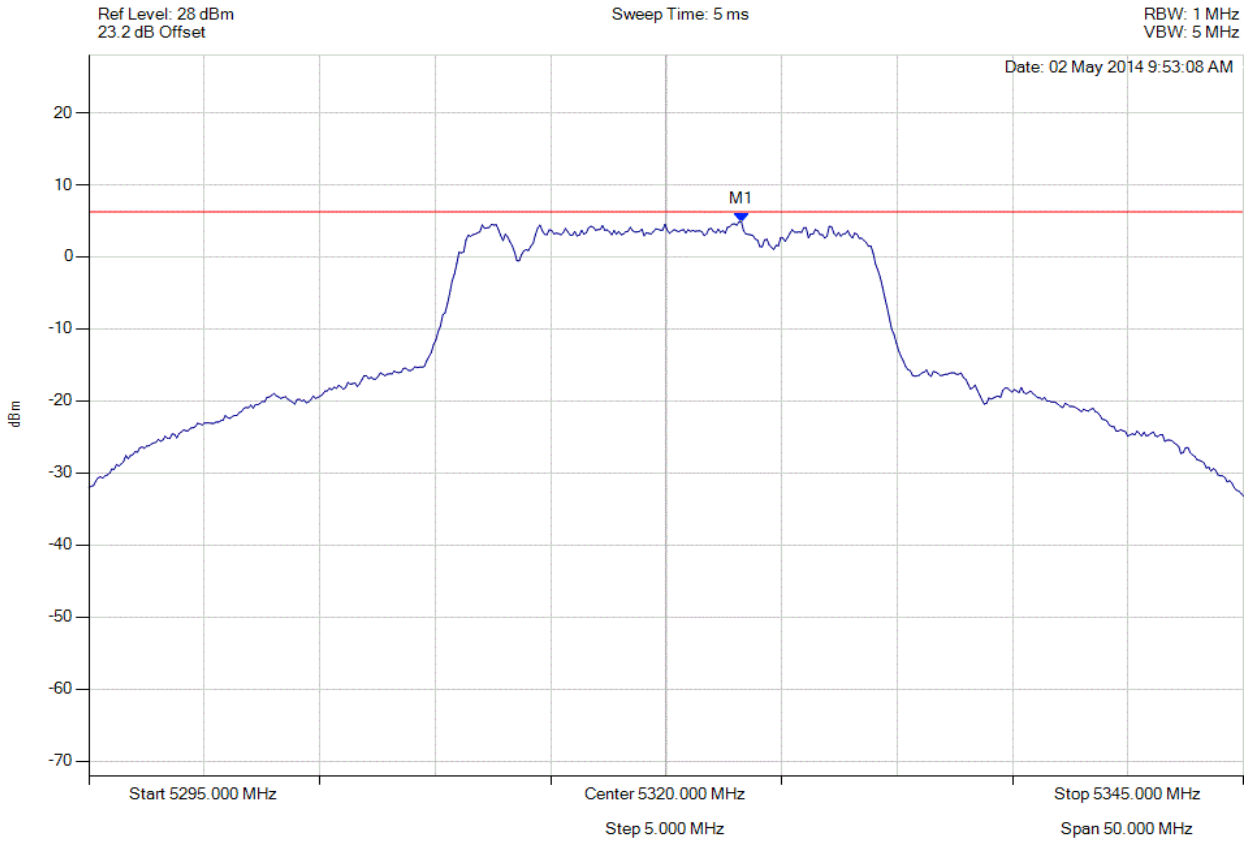

Analyser Setup	Marker : Frequency : Amplitude	Test Results
Detector = RMS Sweep Count = 100 RF Atten (dB) = 20 Trace Mode = VIEW	M1 : 5323.257 MHz : 4.881 dBm	Limit: ≤ 6.229 dBm Margin: -1.10 dB

Back to the Matrix

PEAK POWER SPECTRAL DENSITY

Variant: 802.11n HT-20, Channel: 5320.00 MHz, SUM, Temp: Ambient, Voltage: 3.3 Vdc

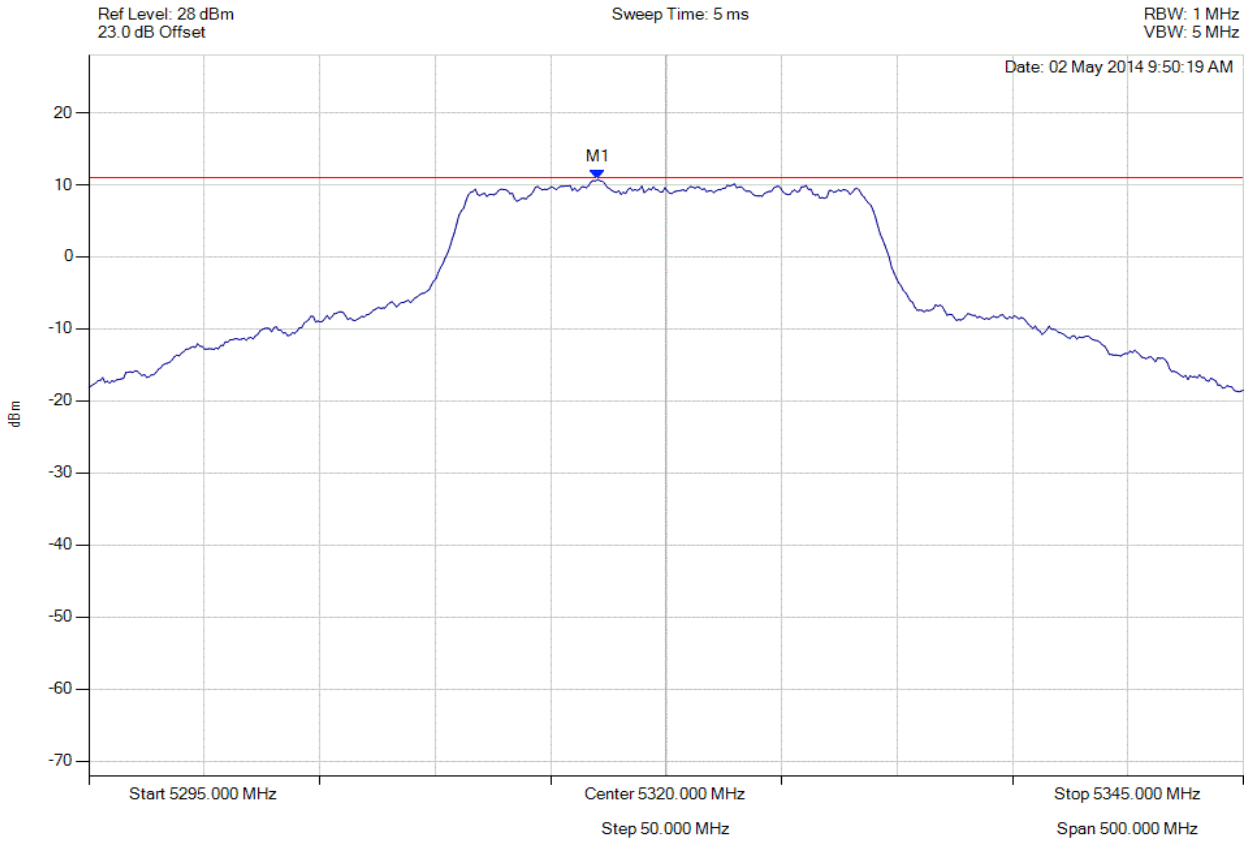

Analyser Setup	Marker : Frequency : Amplitude	Test Results
Detector = RMS Sweep Count = 100 RF Atten (dB) = 20 Trace Mode = VIEW	M1 : 5317.044 MHz : 10.730 dBm M1 + DCCF : 5317.044 MHz : 11.000 dBm Duty Cycle Correction Factor : +0.27 dB	Limit: ≤ 11.0 dBm Margin: -0.3 dB

Back to the Matrix

PEAK POWER SPECTRAL DENSITY

Variant: 802.11n HT-40, Channel: 5270.00 MHz, Chain a, Temp: Ambient, Voltage: 3.3 Vdc

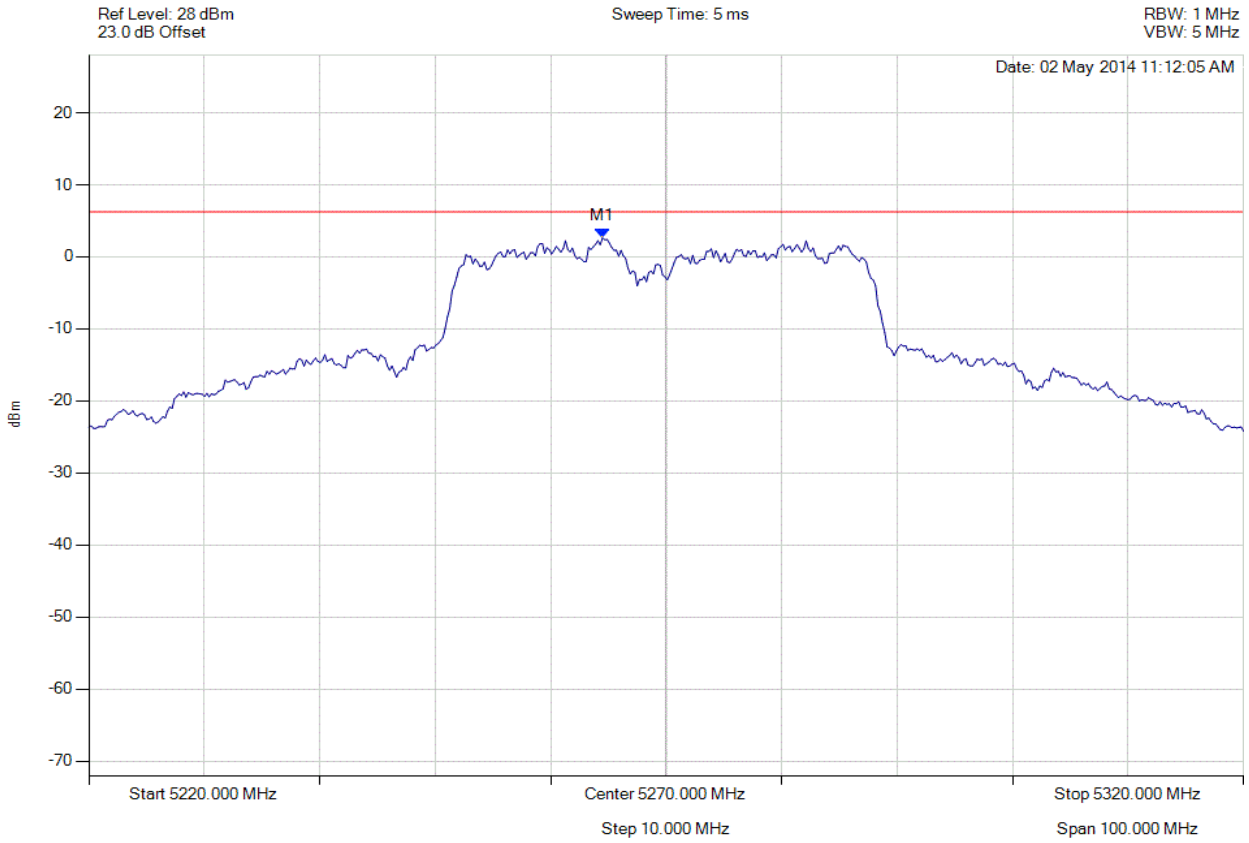

Analyser Setup	Marker : Frequency : Amplitude	Test Results
Detector = RMS Sweep Count = 100 RF Atten (dB) = 20 Trace Mode = VIEW	M1 : 5264.489 MHz : 2.626 dBm	Limit: ≤ 6.229 dBm Margin: -2.98 dB

Back to the Matrix

PEAK POWER SPECTRAL DENSITY

Variant: 802.11n HT-40, Channel: 5270.00 MHz, Chain b, Temp: Ambient, Voltage: 3.3 Vdc

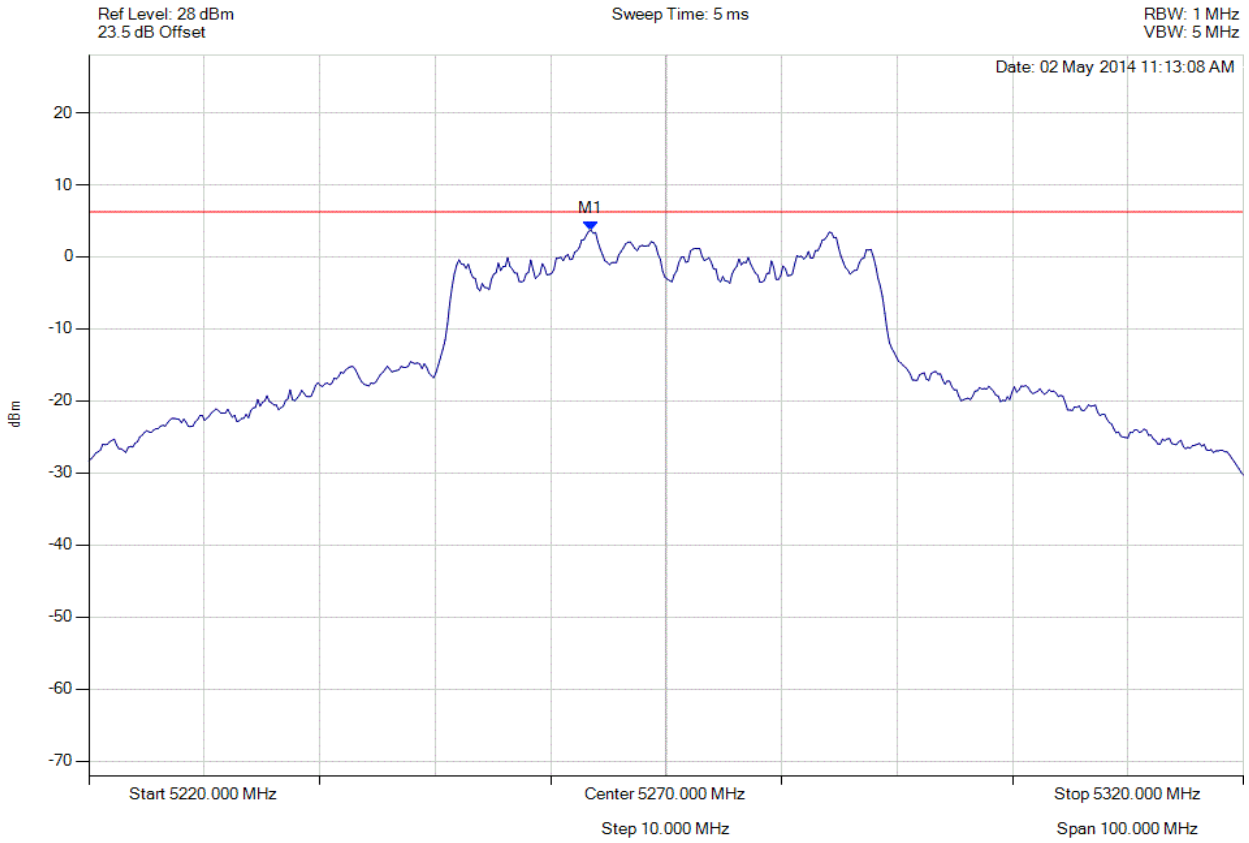

Analyser Setup	Marker : Frequency : Amplitude	Test Results
Detector = RMS Sweep Count = 100 RF Atten (dB) = 20 Trace Mode = VIEW	M1 : 5263.487 MHz : 3.703 dBm	Limit: ≤ 6.229 dBm Margin: -1.90 dB

Back to the Matrix

PEAK POWER SPECTRAL DENSITY

Variant: 802.11n HT-40, Channel: 5270.00 MHz, Chain c, Temp: Ambient, Voltage: 3.3 Vdc

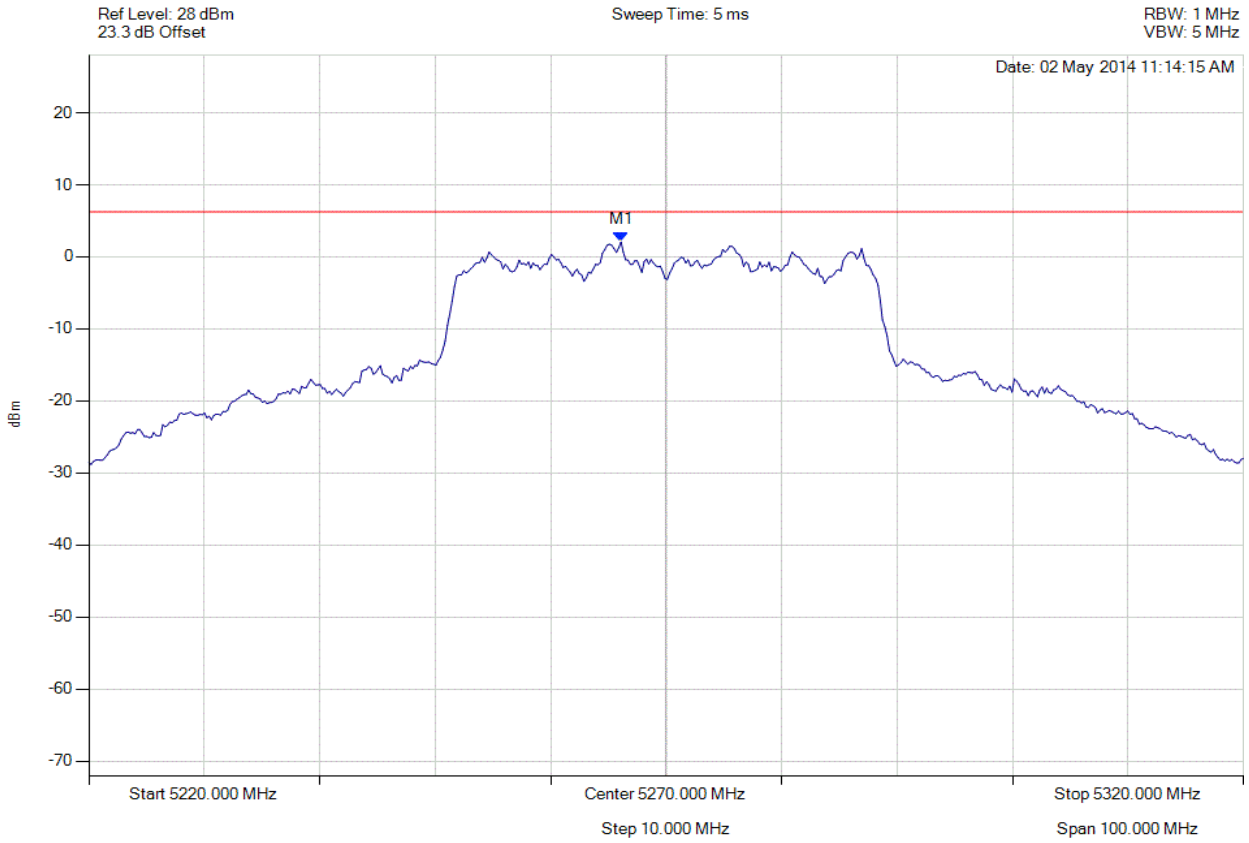

Analyser Setup	Marker : Frequency : Amplitude	Test Results
Detector = RMS Sweep Count = 100 RF Atten (dB) = 20 Trace Mode = VIEW	M1 : 5266.092 MHz : 2.062 dBm	Limit: ≤ 6.229 dBm Margin: -3.54 dB

Back to the Matrix

PEAK POWER SPECTRAL DENSITY

Variant: 802.11n HT-40, Channel: 5270.00 MHz, SUM, Temp: Ambient, Voltage: 3.3 Vdc

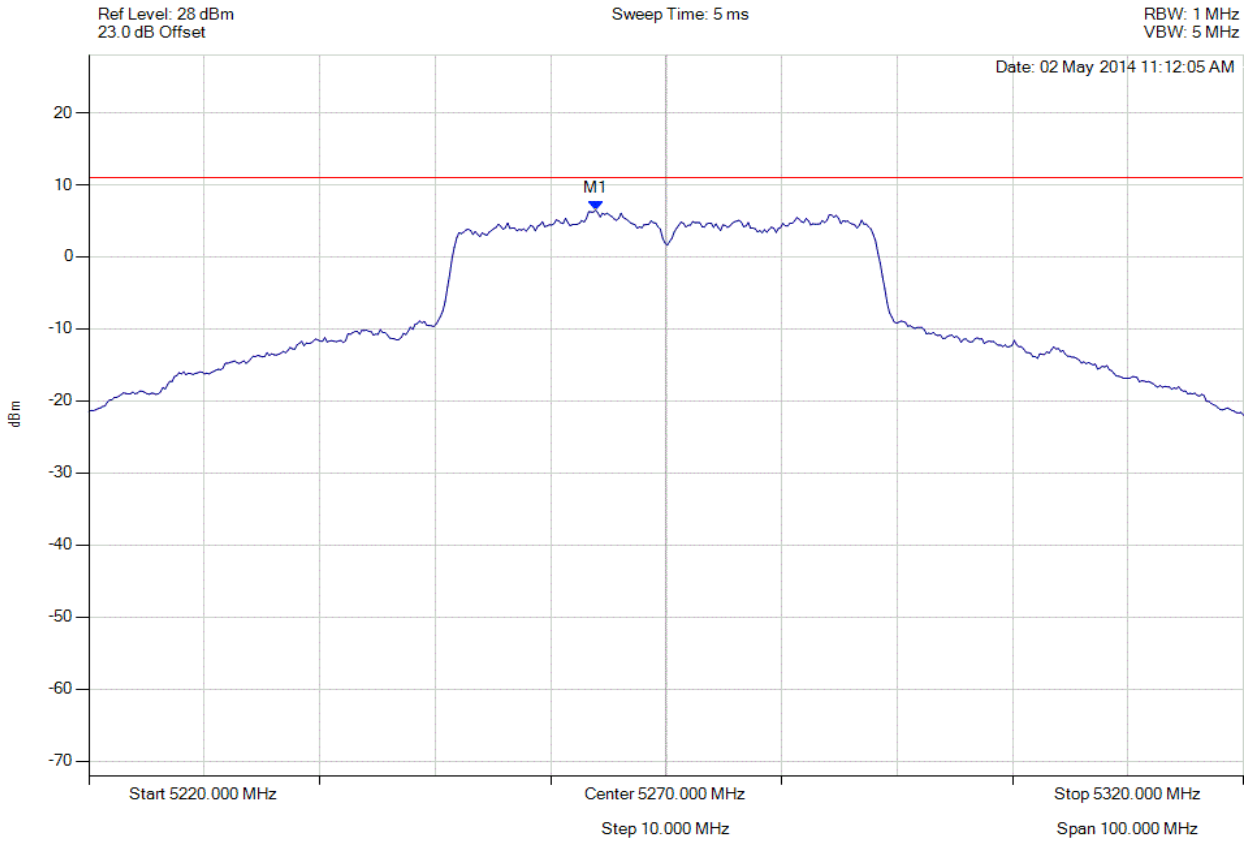

Analyser Setup	Marker : Frequency : Amplitude	Test Results
Detector = RMS Sweep Count = 100 RF Atten (dB) = 20 Trace Mode = VIEW	M1 : 5263.888 MHz : 6.483 dBm M1 + DCCF : 5263.888 MHz : 7.193 dBm Duty Cycle Correction Factor : +0.71 dB	Limit: ≤ 11.0 dBm Margin: -3.8 dB

Back to the Matrix

PEAK POWER SPECTRAL DENSITY

Variant: 802.11n HT-40, Channel: 5310.00 MHz, Chain a, Temp: Ambient, Voltage: 3.3 Vdc

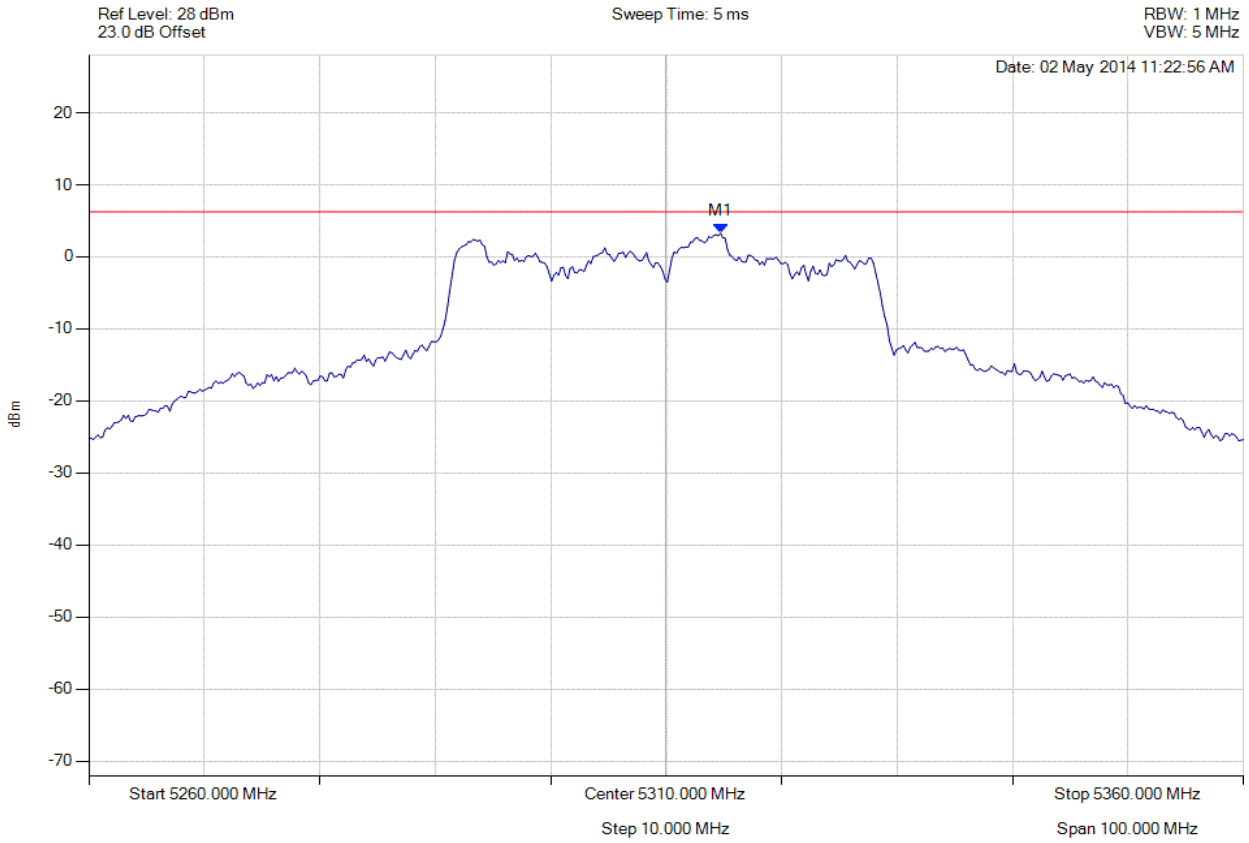

Analyser Setup	Marker : Frequency : Amplitude	Test Results
Detector = RMS Sweep Count = 100 RF Atten (dB) = 20 Trace Mode = VIEW	M1 : 5314.709 MHz : 3.296 dBm	Limit: ≤ 6.229 dBm Margin: -2.31 dB

Back to the Matrix

PEAK POWER SPECTRAL DENSITY

Variant: 802.11n HT-40, Channel: 5310.00 MHz, Chain b, Temp: Ambient, Voltage: 3.3 Vdc

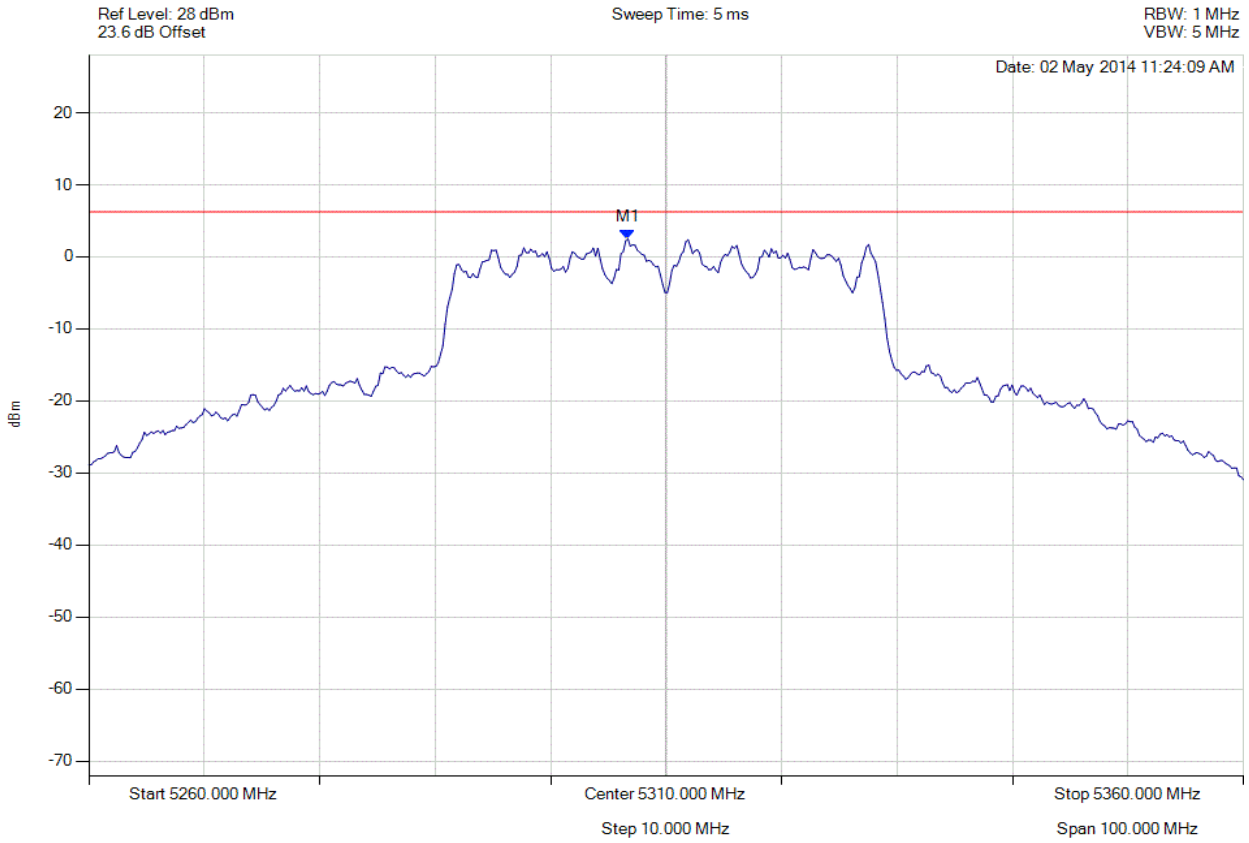

Analyser Setup	Marker : Frequency : Amplitude	Test Results
Detector = RMS Sweep Count = 100 RF Atten (dB) = 20 Trace Mode = VIEW	M1 : 5306.693 MHz : 2.493 dBm	Limit: ≤ 6.229 dBm Margin: -3.11 dB

Back to the Matrix

This test report may be reproduced in full only. The document may only be updated by MiCOM Labs personnel. Any changes will be noted in the Document History section of the report.

PEAK POWER SPECTRAL DENSITY

Variant: 802.11n HT-40, Channel: 5310.00 MHz, Chain c, Temp: Ambient, Voltage: 3.3 Vdc

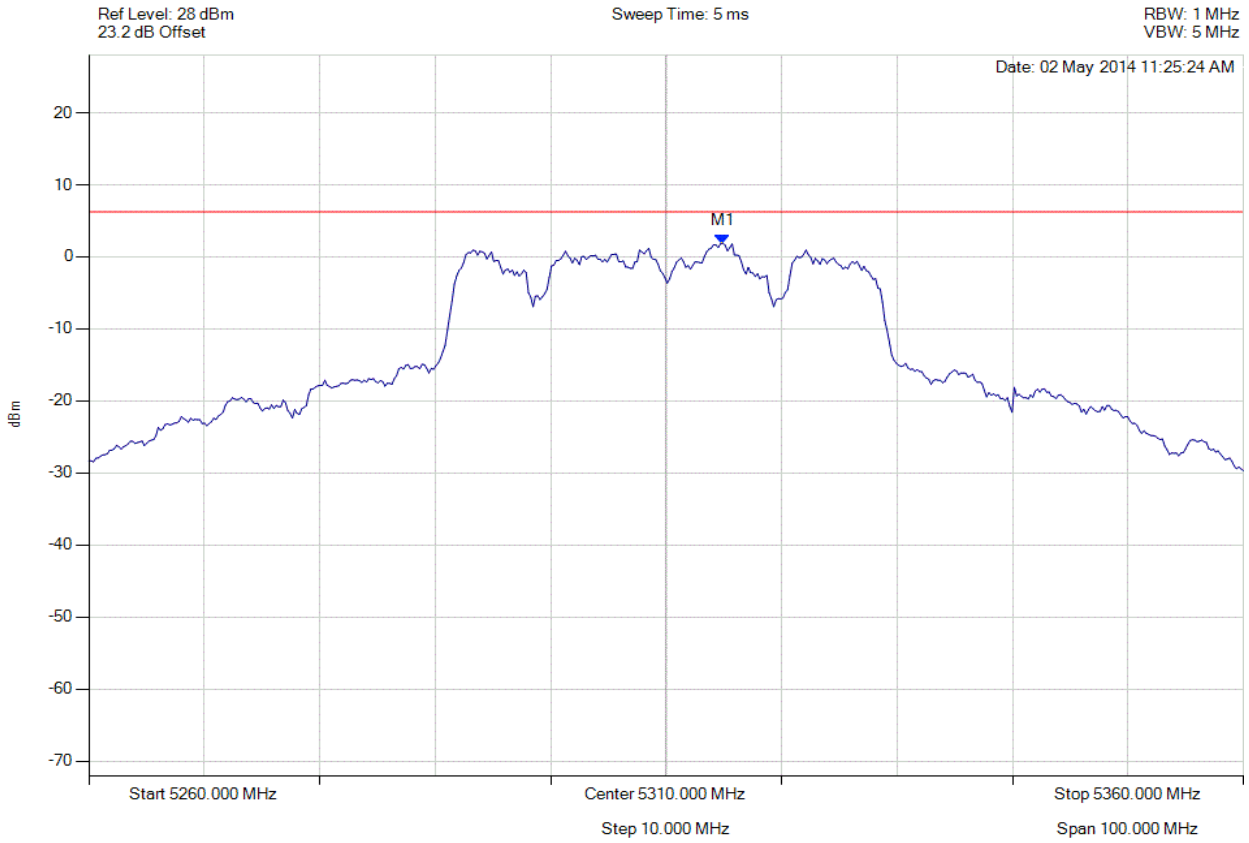

Analyser Setup	Marker : Frequency : Amplitude	Test Results
Detector = RMS Sweep Count = 100 RF Atten (dB) = 20 Trace Mode = VIEW	M1 : 5314.910 MHz : 1.881 dBm	Limit: ≤ 6.229 dBm Margin: -3.72 dB

Back to the Matrix

This test report may be reproduced in full only. The document may only be updated by MiCOM Labs personnel. Any changes will be noted in the Document History section of the report.

PEAK POWER SPECTRAL DENSITY

Variant: 802.11n HT-40, Channel: 5310.00 MHz, SUM, Temp: Ambient, Voltage: 3.3 Vdc

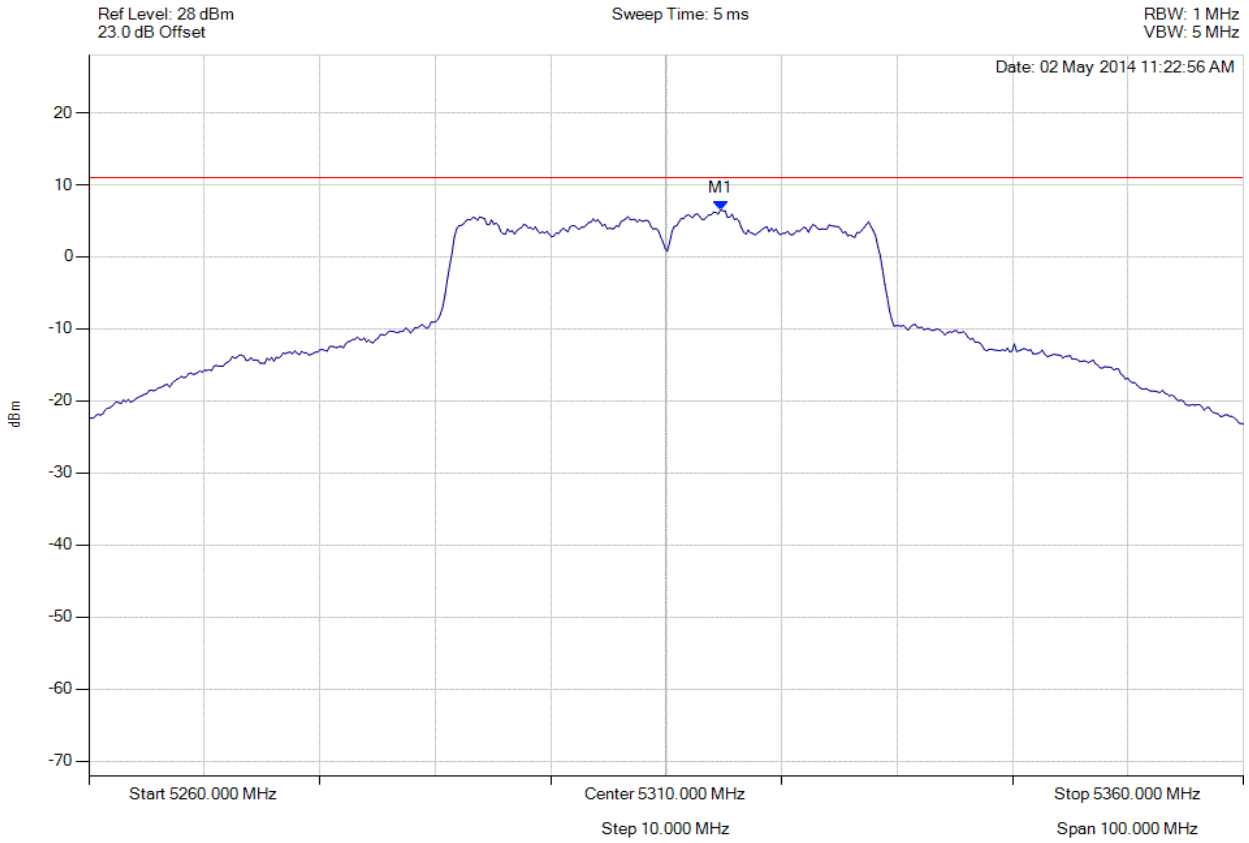

Analyser Setup	Marker : Frequency : Amplitude	Test Results
Detector = RMS Sweep Count = 100 RF Atten (dB) = 20 Trace Mode = VIEW	M1 : 5314.709 MHz : 6.521 dBm M1 + DCCF : 5314.709 MHz : 7.231 dBm Duty Cycle Correction Factor : +0.71 dB	Limit: ≤ 11.0 dBm Margin: -3.8 dB

Back to the Matrix

PEAK POWER SPECTRAL DENSITY

Variant: 802.11a, Channel: 5500.00 MHz, Chain a, Temp: Ambient, Voltage: 3.3 Vdc

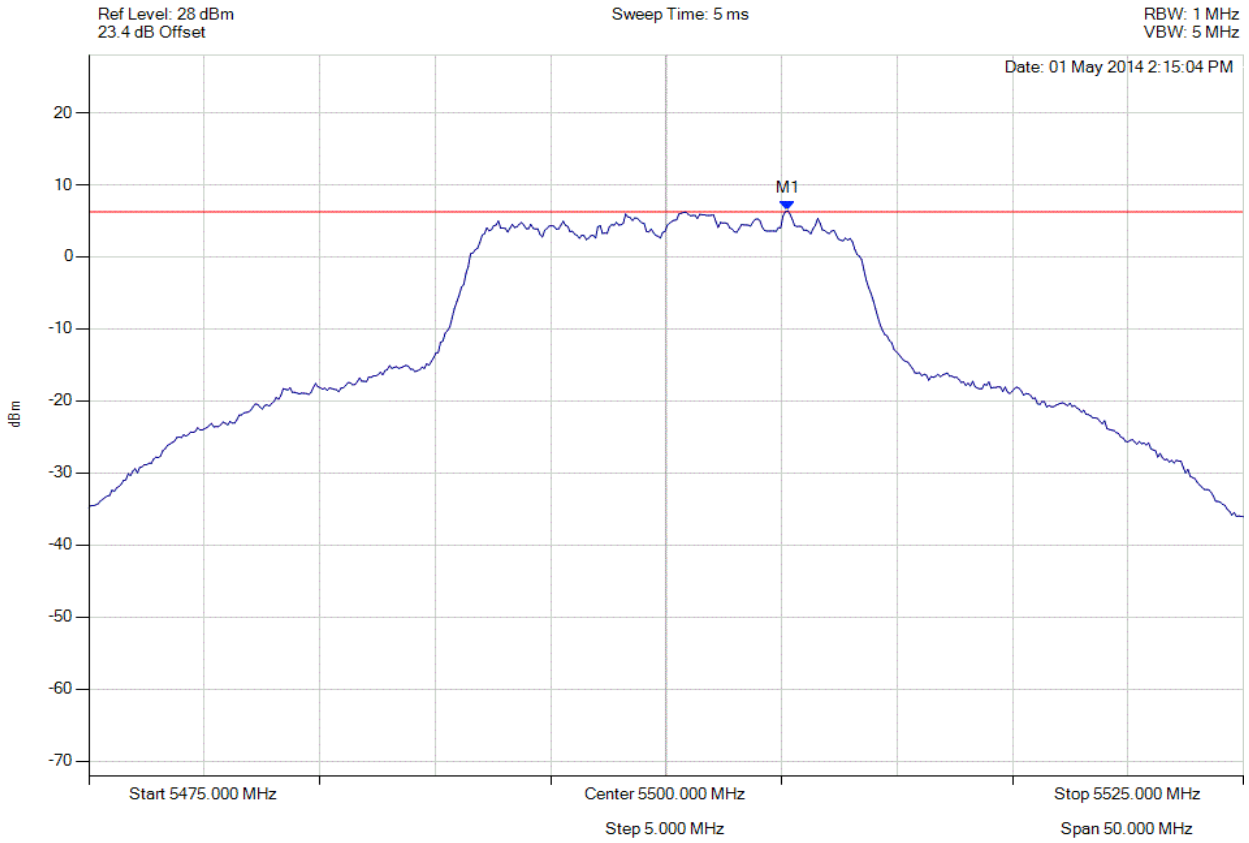

Analyser Setup	Marker : Frequency : Amplitude	Test Results
Detector = RMS Sweep Count = 100 RF Atten (dB) = 20 Trace Mode = VIEW	M1 : 5505.261 MHz : 6.394 dBm	Limit: ≤ 6.229 dBm Margin: 0.43 dB

Back to the Matrix

PEAK POWER SPECTRAL DENSITY

Variant: 802.11a, Channel: 5500.00 MHz, Chain b, Temp: Ambient, Voltage: 3.3 Vdc

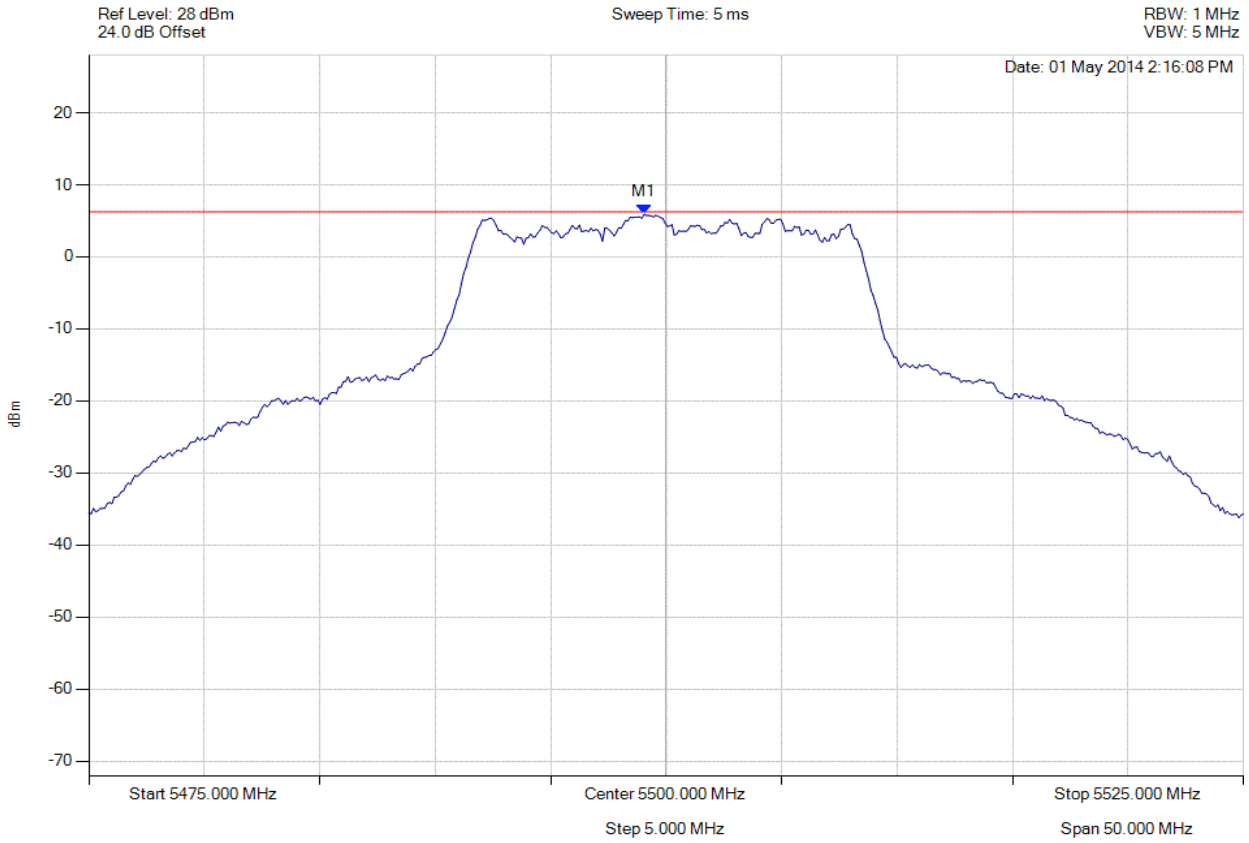

Analyser Setup	Marker : Frequency : Amplitude	Test Results
Detector = RMS Sweep Count = 100 RF Atten (dB) = 20 Trace Mode = VIEW	M1 : 5499.048 MHz : 5.913 dBm	Limit: ≤ 6.229 dBm Margin: -0.05 dB

Back to the Matrix

PEAK POWER SPECTRAL DENSITY

Variant: 802.11a, Channel: 5500.00 MHz, Chain c, Temp: Ambient, Voltage: 3.3 Vdc

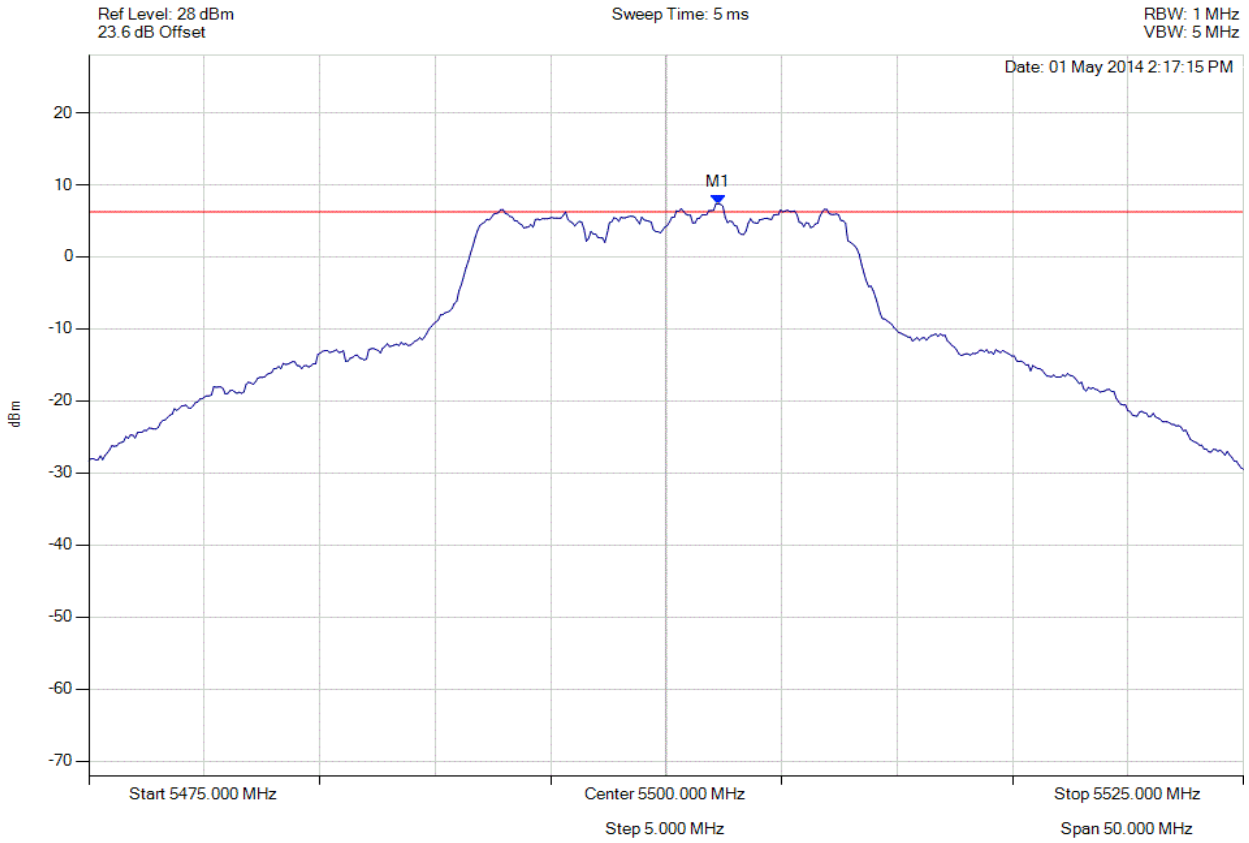

Analyser Setup	Marker : Frequency : Amplitude	Test Results
Detector = RMS Sweep Count = 100 RF Atten (dB) = 20 Trace Mode = VIEW	M1 : 5502.255 MHz : 7.359 dBm	Limit: ≤ 6.229 dBm Margin: 1.40 dB

Back to the Matrix

PEAK POWER SPECTRAL DENSITY

Variant: 802.11a, Channel: 5500.00 MHz, SUM, Temp: Ambient, Voltage: 3.3 Vdc

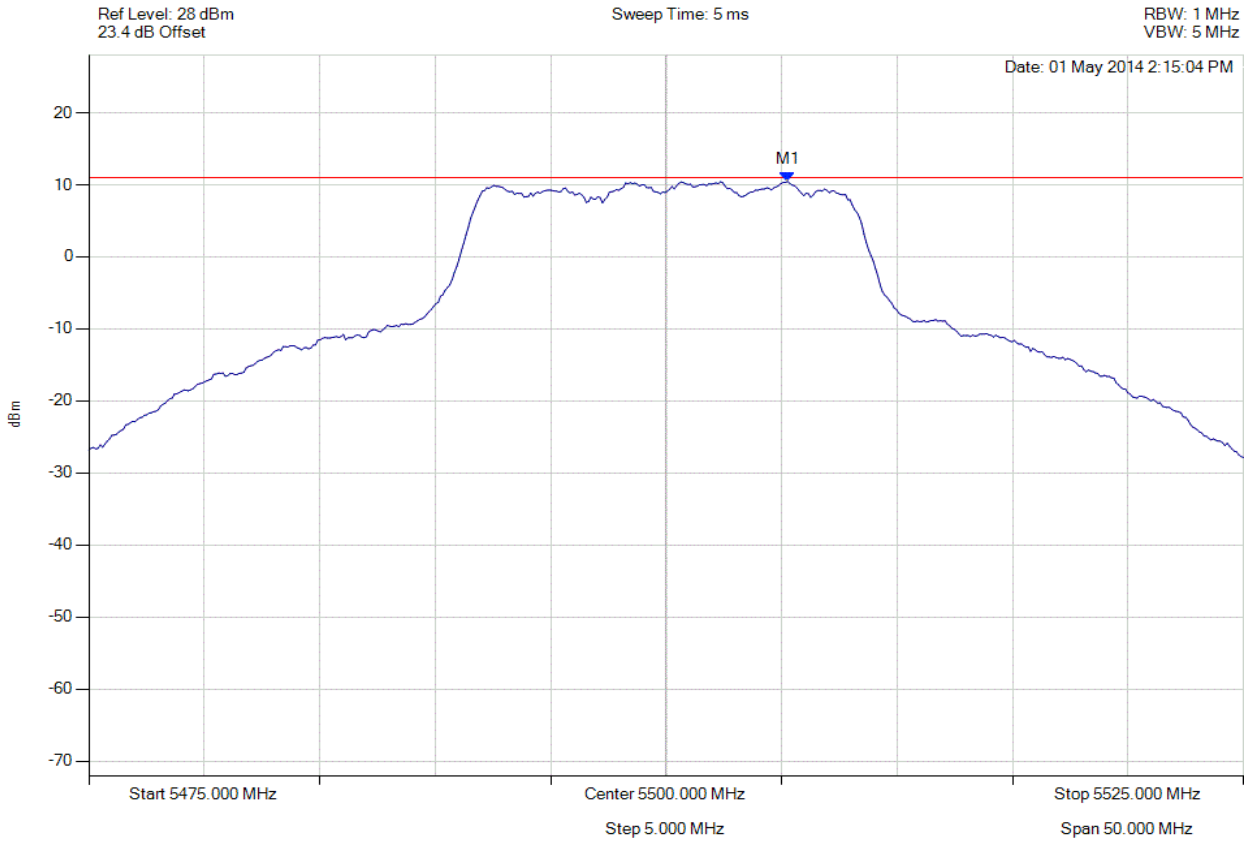

Analyser Setup	Marker : Frequency : Amplitude	Test Results
Detector = RMS Sweep Count = 100 RF Atten (dB) = 20 Trace Mode = VIEW	M1 : 5505.261 MHz : 10.455 dBm M1 + DCCF : 5505.218 MHz : 10.725 dBm Duty Cycle Correction Factor : +0.27 dB	Limit: ≤ 11.0 dBm Margin: -0.3 dB

Back to the Matrix

This test report may be reproduced in full only. The document may only be updated by MiCOM Labs personnel. Any changes will be noted in the Document History section of the report.

PEAK POWER SPECTRAL DENSITY

Variant: 802.11a, Channel: 5580.00 MHz, Chain a, Temp: Ambient, Voltage: 3.3 Vdc

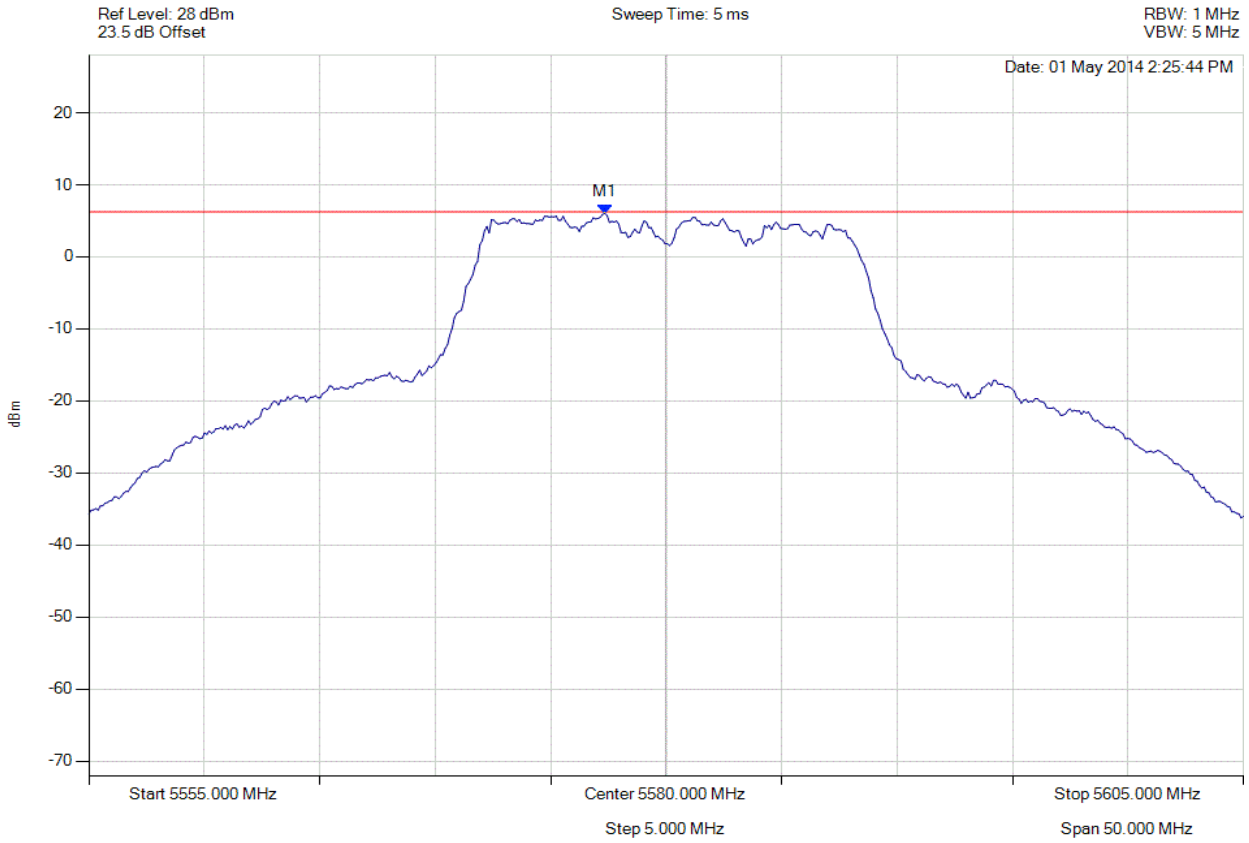

Analyser Setup	Marker : Frequency : Amplitude	Test Results
Detector = RMS Sweep Count = 100 RF Atten (dB) = 20 Trace Mode = VIEW	M1 : 5577.345 MHz : 6.023 dBm	Limit: ≤ 6.229 dBm Margin: 0.06 dB

Back to the Matrix

PEAK POWER SPECTRAL DENSITY

Variant: 802.11a, Channel: 5580.00 MHz, Chain b, Temp: Ambient, Voltage: 3.3 Vdc

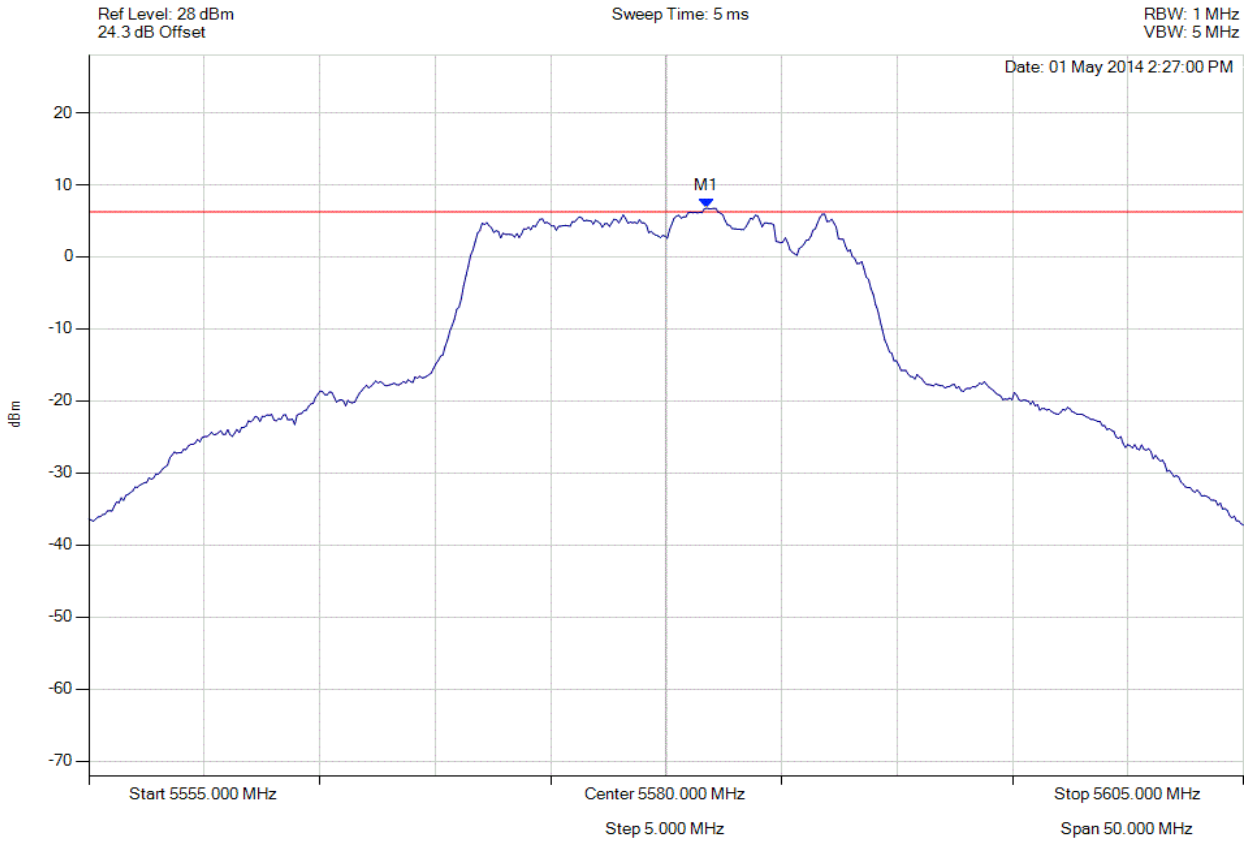

Analyser Setup	Marker : Frequency : Amplitude	Test Results
Detector = RMS Sweep Count = 100 RF Atten (dB) = 20 Trace Mode = VIEW	M1 : 5581.754 MHz : 6.746 dBm	Limit: ≤ 6.229 dBm Margin: 0.79 dB

Back to the Matrix

PEAK POWER SPECTRAL DENSITY

Variant: 802.11a, Channel: 5580.00 MHz, Chain c, Temp: Ambient, Voltage: 3.3 Vdc

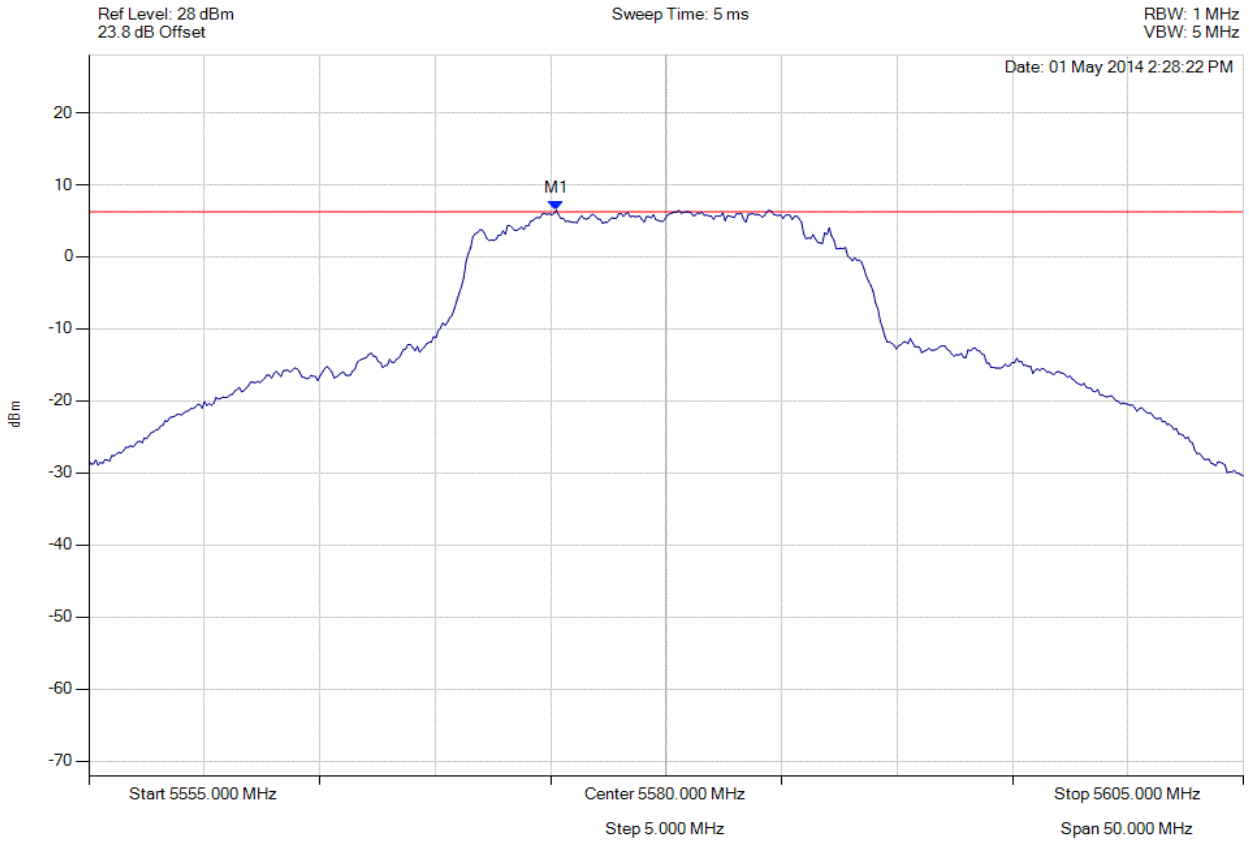

Analyser Setup	Marker : Frequency : Amplitude	Test Results
Detector = RMS Sweep Count = 100 RF Atten (dB) = 20 Trace Mode = VIEW	M1 : 5575.240 MHz : 6.476 dBm	Limit: ≤ 6.229 dBm Margin: 0.52 dB

Back to the Matrix

PEAK POWER SPECTRAL DENSITY

Variant: 802.11a, Channel: 5580.00 MHz, SUM, Temp: Ambient, Voltage: 3.3 Vdc

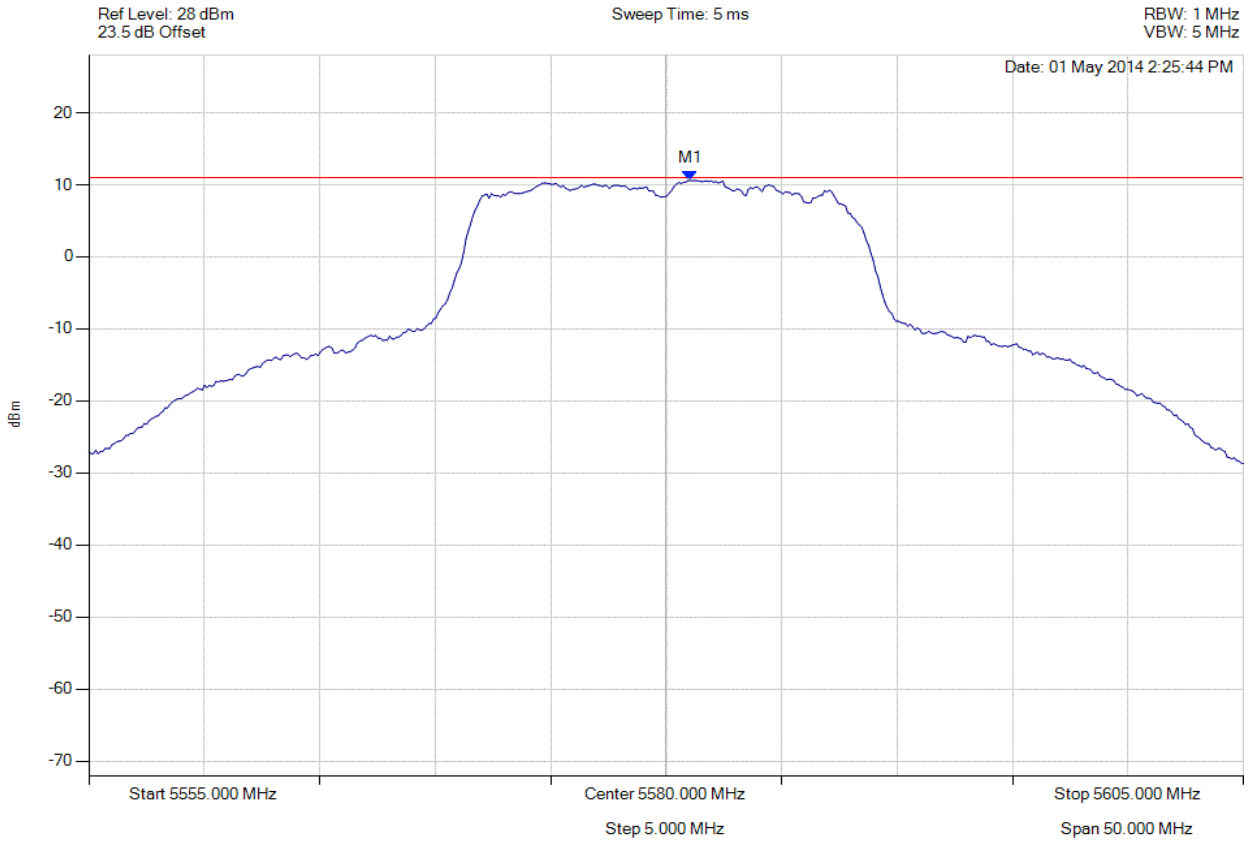

Analyser Setup	Marker : Frequency : Amplitude	Test Results
Detector = RMS Sweep Count = 100 RF Atten (dB) = 20 Trace Mode = VIEW	M1 : 5581.052 MHz : 10.607 dBm M1 + DCCF : 5581.052 MHz : 10.877 dBm Duty Cycle Correction Factor : +0.27 dB	Limit: ≤ 11.0 dBm Margin: -0.1 dB

Back to the Matrix

PEAK POWER SPECTRAL DENSITY

Variant: 802.11a, Channel: 5720.00 MHz, Chain a, Temp: Ambient, Voltage: 3.3 Vdc

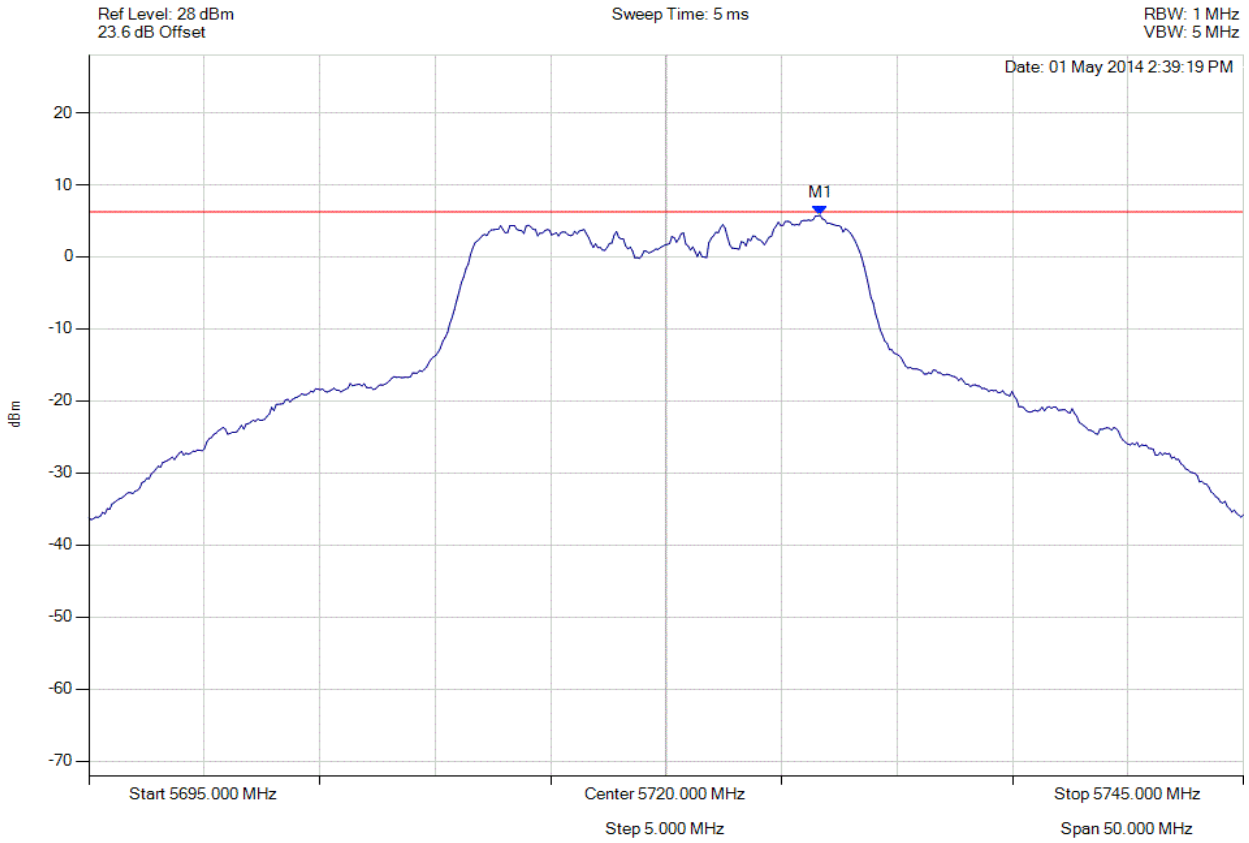

Analyser Setup	Marker : Frequency : Amplitude	Test Results
Detector = RMS Sweep Count = 100 RF Atten (dB) = 20 Trace Mode = VIEW	M1 : 5726.663 MHz : 5.776 dBm	Limit: ≤ 6.229 dBm Margin: -0.18 dB

Back to the Matrix

PEAK POWER SPECTRAL DENSITY

Variant: 802.11a, Channel: 5720.00 MHz, Chain b, Temp: Ambient, Voltage: 3.3 Vdc

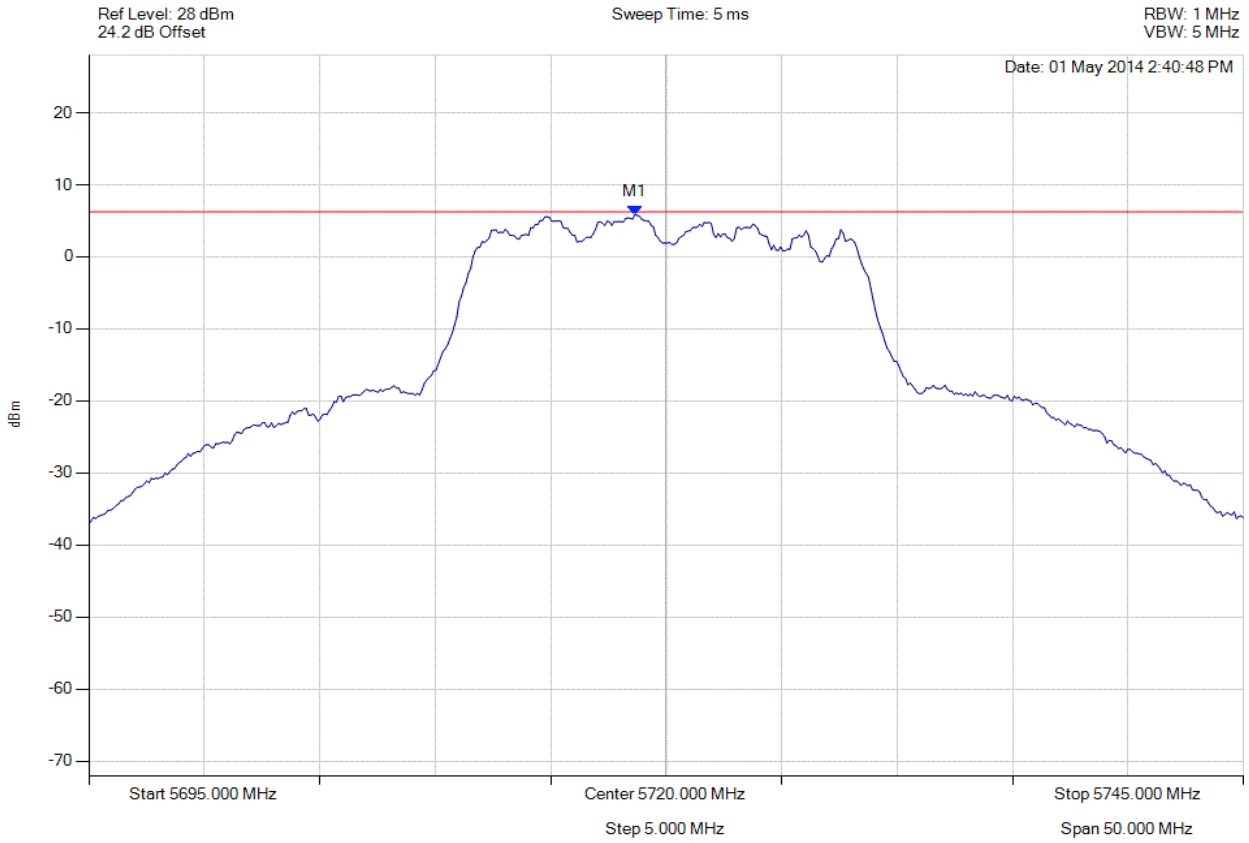

Analyser Setup	Marker : Frequency : Amplitude	Test Results
Detector = RMS Sweep Count = 100 RF Atten (dB) = 20 Trace Mode = VIEW	M1 : 5718.647 MHz : 5.880 dBm	Limit: ≤ 6.229 dBm Margin: -0.08 dB

Back to the Matrix

PEAK POWER SPECTRAL DENSITY

Variant: 802.11a, Channel: 5720.00 MHz, Chain c, Temp: Ambient, Voltage: 3.3 Vdc

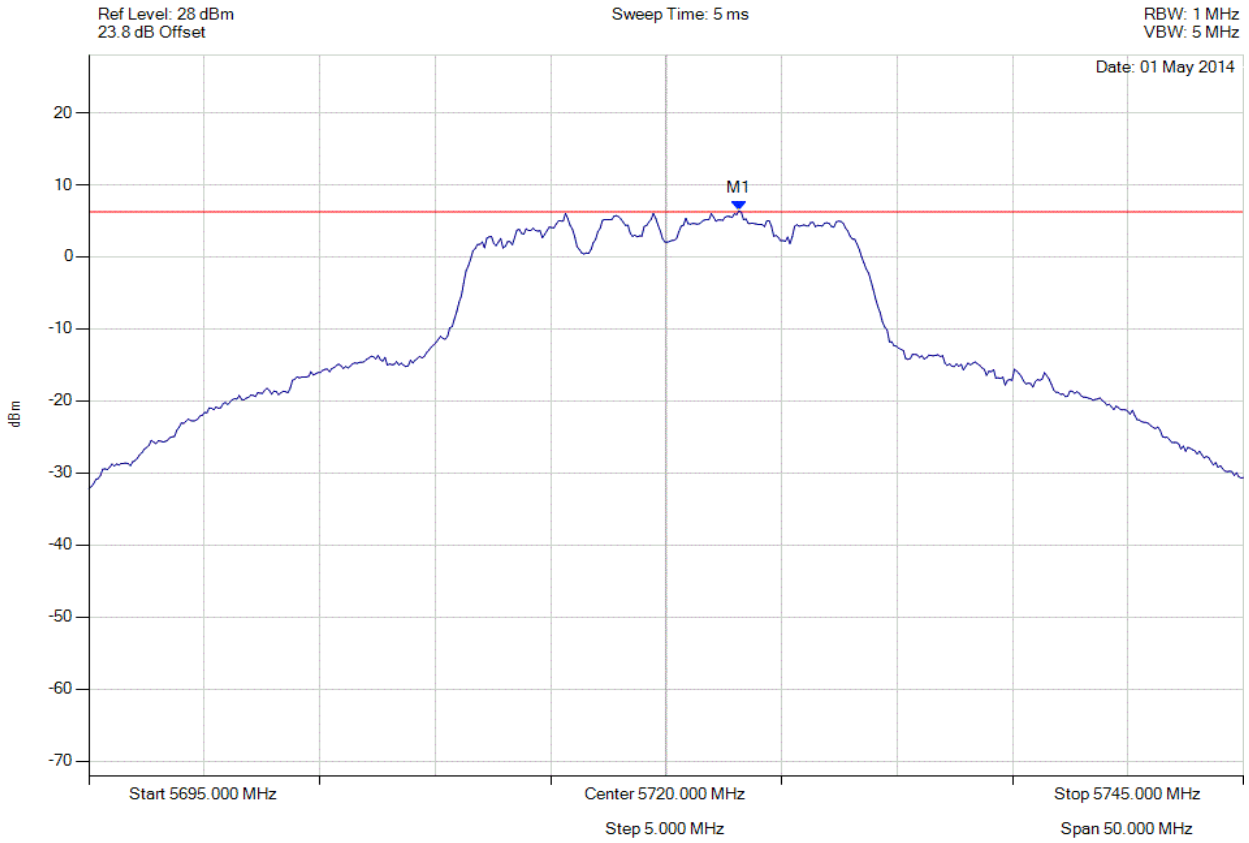

Analyser Setup	Marker : Frequency : Amplitude	Test Results
Detector = RMS Sweep Count = 100 RF Atten (dB) = 20 Trace Mode = VIEW	M1 : 5723.156 MHz : 6.399 dBm	Limit: ≤ 6.229 dBm Margin: 0.44 dB

Back to the Matrix

PEAK POWER SPECTRAL DENSITY

Variant: 802.11a, Channel: 5720.00 MHz, SUM, Temp: Ambient, Voltage: 3.3 Vdc

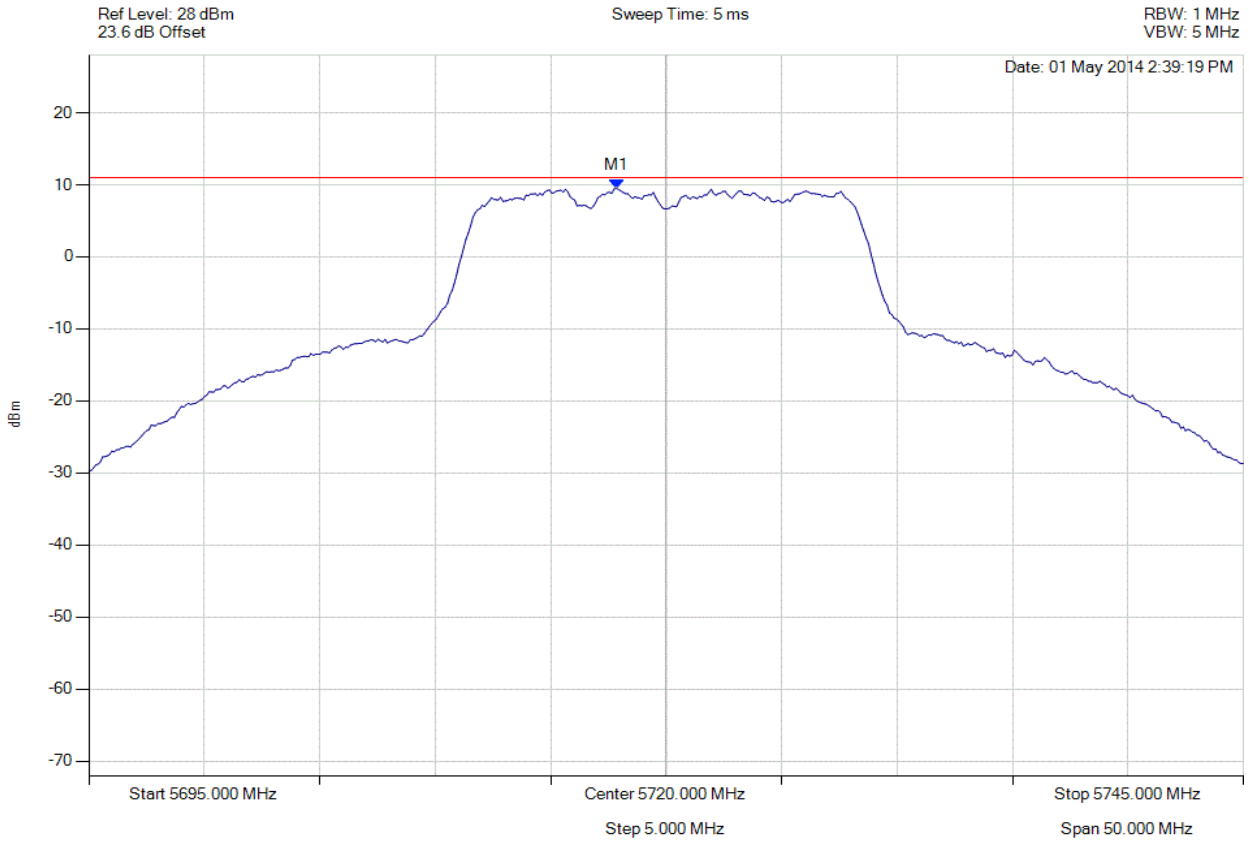

Analyser Setup	Marker : Frequency : Amplitude	Test Results
Detector = RMS Sweep Count = 100 RF Atten (dB) = 20 Trace Mode = VIEW	M1 : 5717.846 MHz : 9.557 dBm M1 + DCCF : 5717.846 MHz : 9.827 dBm Duty Cycle Correction Factor : +0.27 dB	Limit: ≤ 11.0 dBm Margin: -1.2 dB

Back to the Matrix

PEAK POWER SPECTRAL DENSITY

Variant: 802.11ac-80, Channel: 5530.00 MHz, Chain a, Temp: Ambient, Voltage: 3.3 Vdc

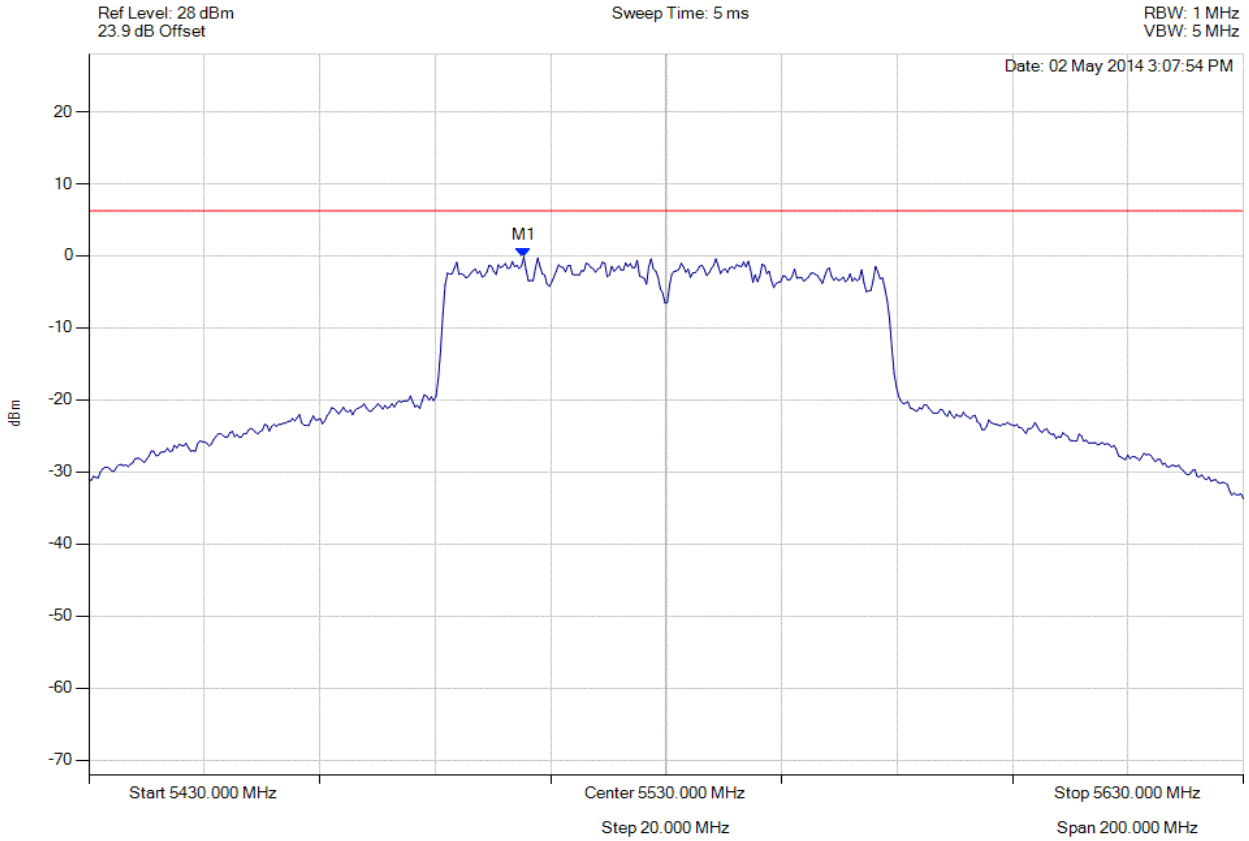

Analyser Setup	Marker : Frequency : Amplitude	Test Results
Detector = RMS Sweep Count = 100 RF Atten (dB) = 20 Trace Mode = VIEW	M1 : 5505.351 MHz : -0.154 dBm	Limit: ≤ 6.229 dBm Margin: -5.62 dB

Back to the Matrix

PEAK POWER SPECTRAL DENSITY

Variant: 802.11ac-80, Channel: 5530.00 MHz, Chain b, Temp: Ambient, Voltage: 3.3 Vdc

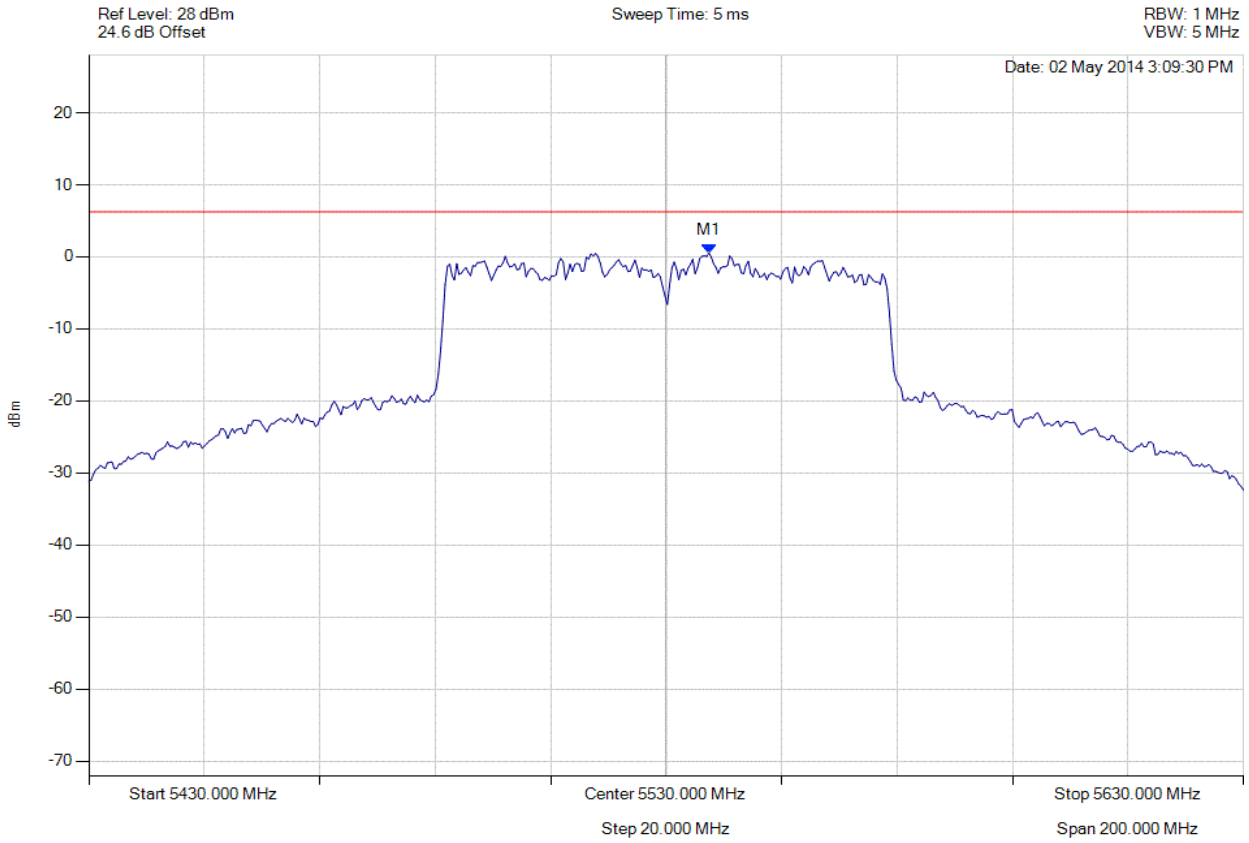

Analyser Setup	Marker : Frequency : Amplitude	Test Results
Detector = RMS Sweep Count = 100 RF Atten (dB) = 20 Trace Mode = VIEW	M1 : 5537.415 MHz : 0.547 dBm	Limit: ≤ 6.229 dBm Margin: -4.92 dB

Back to the Matrix

PEAK POWER SPECTRAL DENSITY

Variant: 802.11ac-80, Channel: 5530.00 MHz, Chain c, Temp: Ambient, Voltage: 3.3 Vdc

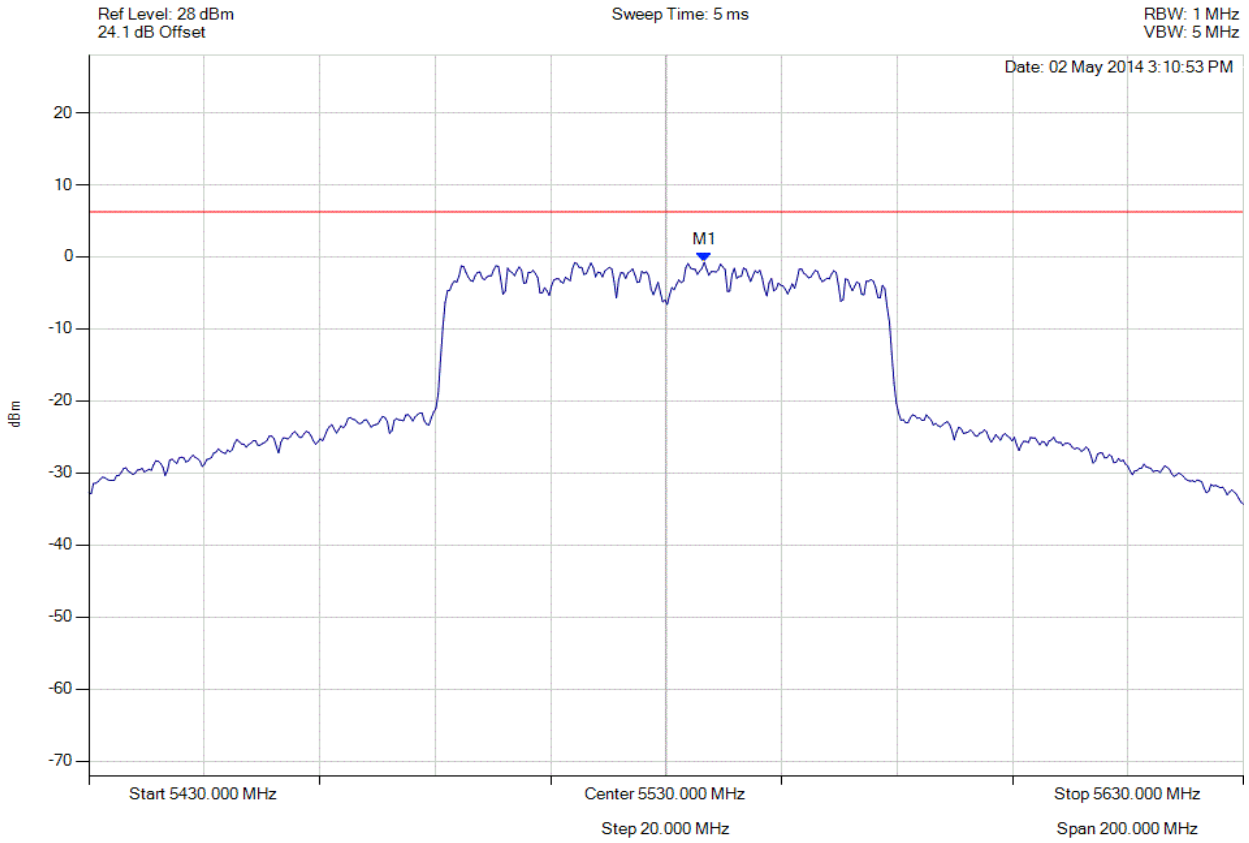

Analyser Setup	Marker : Frequency : Amplitude	Test Results
Detector = RMS Sweep Count = 100 RF Atten (dB) = 20 Trace Mode = VIEW	M1 : 5536.613 MHz : -0.771 dBm	Limit: ≤ 6.229 dBm Margin: 6.23 dB

Back to the Matrix

PEAK POWER SPECTRAL DENSITY

Variant: 802.11ac-80, Channel: 5530.00 MHz, SUM, Temp: Ambient, Voltage: 3.3 Vdc

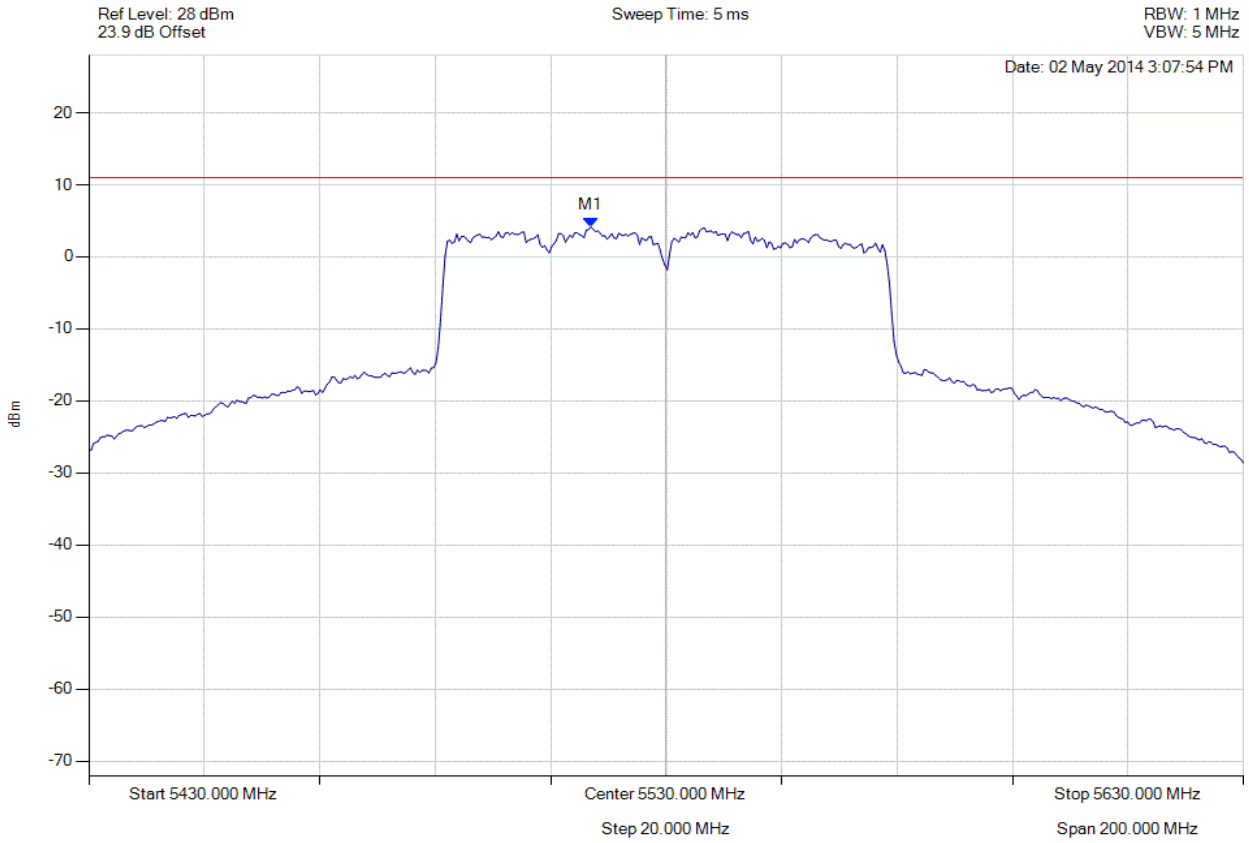

Analyser Setup	Marker : Frequency : Amplitude	Test Results
Detector = RMS Sweep Count = 100 RF Atten (dB) = 20 Trace Mode = VIEW	M1 : 5516.974 MHz : 4.150 dBm M1 + DCCF : 5516.974 MHz : 4.860 dBm Duty Cycle Correction Factor : +0.71 dB	Limit: ≤ 11.0 dBm Margin: -6.1 dB

Back to the Matrix

POWER SPECTRAL DENSITY

Variant: 802.11ac-80, Channel: 5610.00 MHz, Chain a, Temp: Ambient, Voltage: 3.3 Vdc

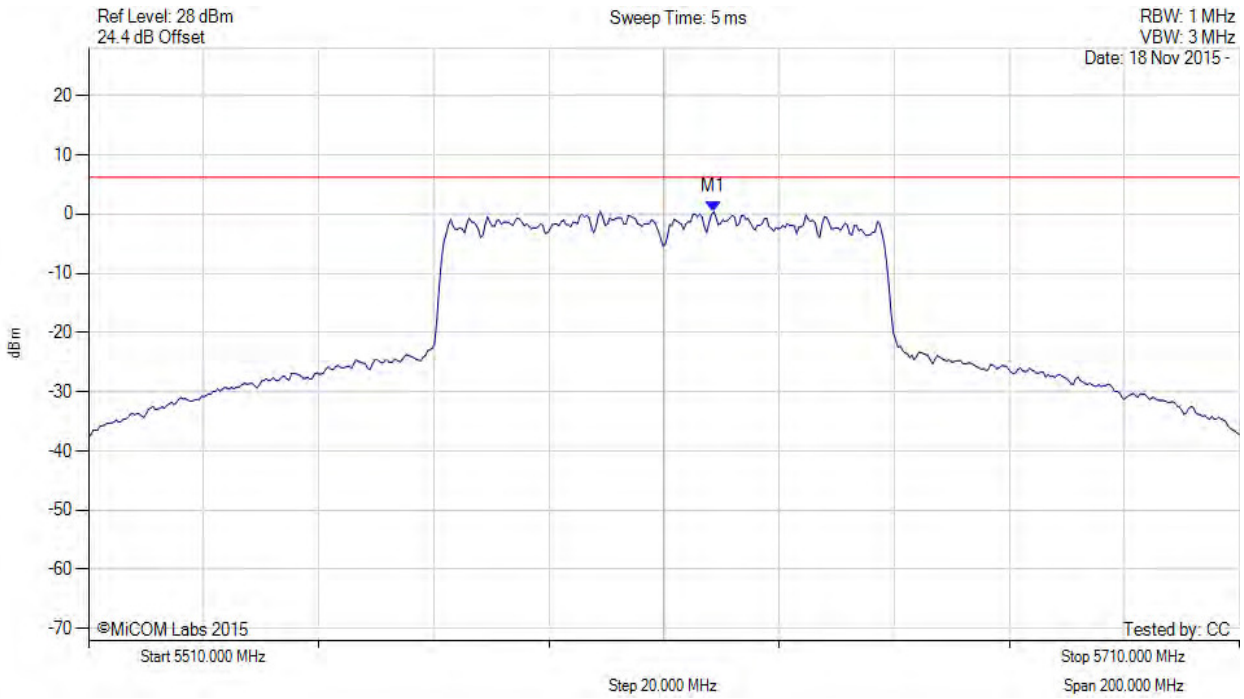

Analyser Setup	Marker:Frequency:Amplitude	Test Results
Detector = RMS Sweep Count = 100 RF Atten (dB) = 20 Trace Mode = VIEW	M1 : 5618.617 MHz : 0.404 dBm	Limit: ≤ 6.230 dBm

Back to the Matrix

POWER SPECTRAL DENSITY

Variant: 802.11ac-80, Channel: 5610.00 MHz, Chain b, Temp: Ambient, Voltage: 3.3 Vdc

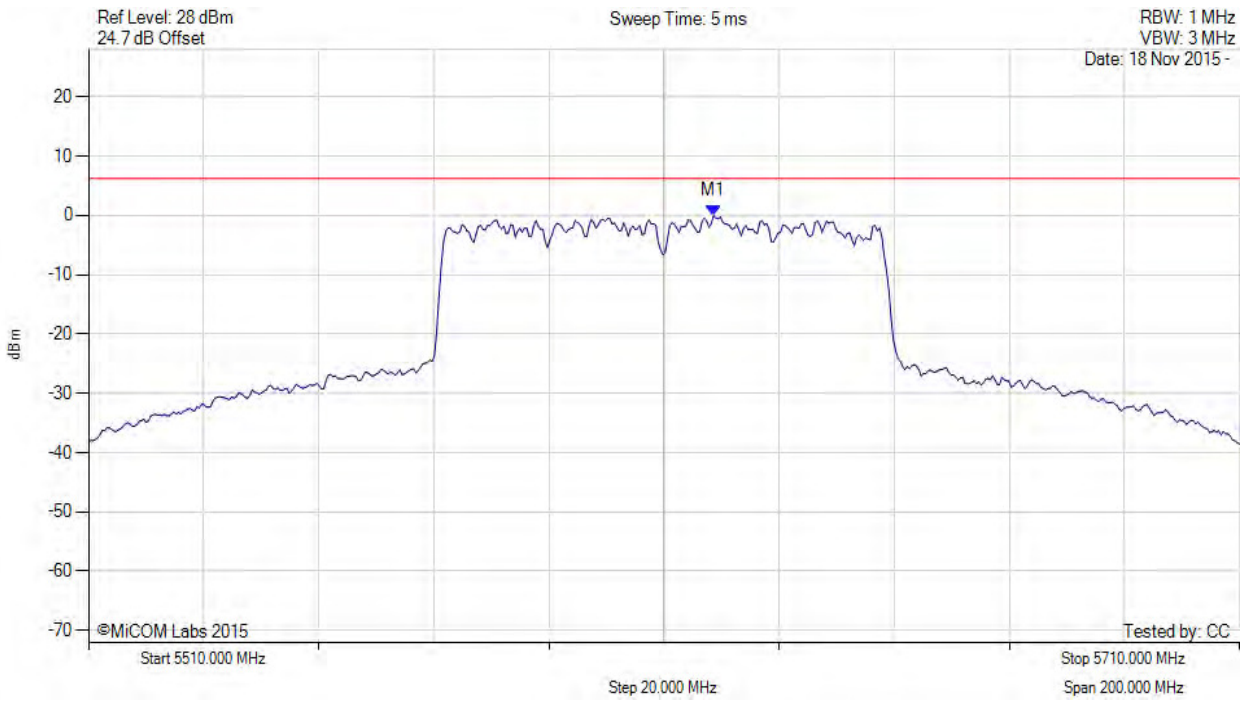

Analyser Setup	Marker:Frequency:Amplitude	Test Results
Detector = RMS Sweep Count = 100 RF Atten (dB) = 20 Trace Mode = VIEW	M1 : 5618.617 MHz : -0.090 dBm	Channel Frequency: 5610.00 MHz

Back to the Matrix

POWER SPECTRAL DENSITY

Variant: 802.11ac-80, Channel: 5610.00 MHz, Chain c, Temp: Ambient, Voltage: 3.3 Vdc

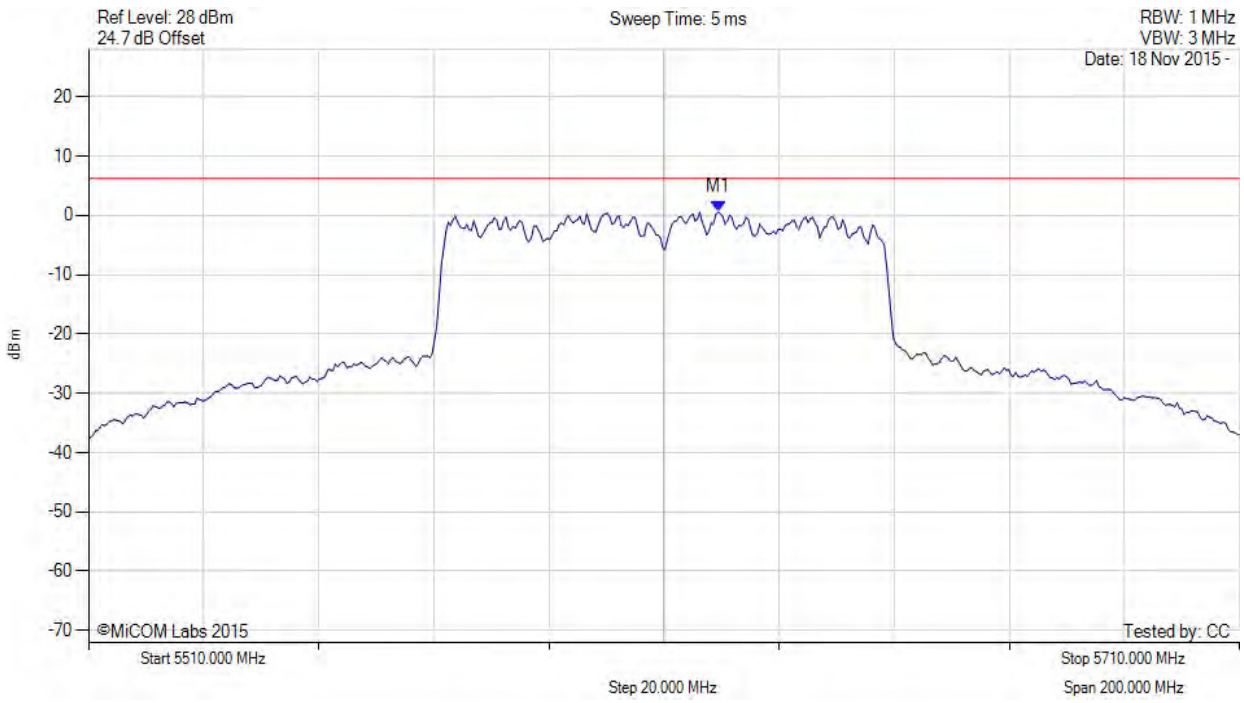

Analyser Setup	Marker:Frequency:Amplitude	Test Results
Detector = RMS Sweep Count = 100 RF Atten (dB) = 20 Trace Mode = VIEW	M1 : 5619.419 MHz : 0.575 dBm	Limit: ≤ 6.230 dBm

Back to the Matrix

POWER SPECTRAL DENSITY

Variant: 802.11ac-80, Channel: 5610.00 MHz, SUM, Temp: Ambient, Voltage: 3.3 Vdc

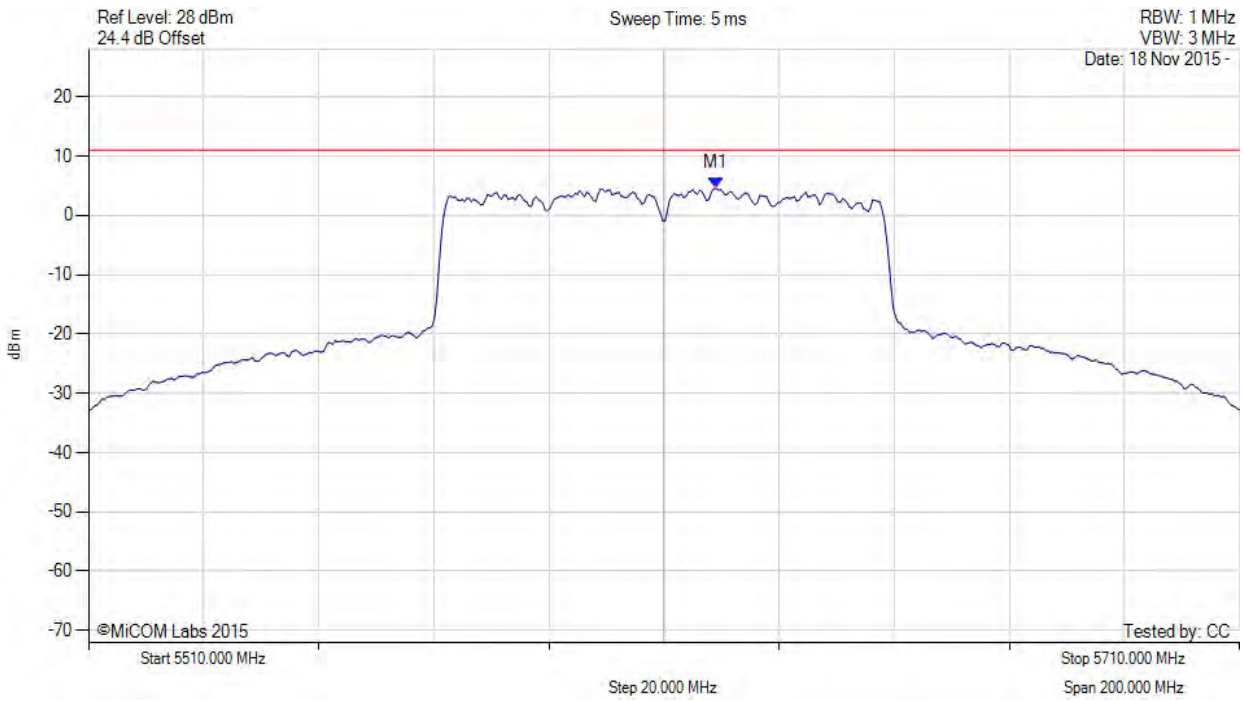

Analyser Setup	Marker:Frequency:Amplitude	Test Results
Detector = RMS Sweep Count = 100 RF Atten (dB) = 20 Trace Mode = VIEW	M1 : 5619.000 MHz : 4.543 dBm M1 + DCCF : 5619.000 MHz : 5.249 dBm Duty Cycle Correction Factor : +0.71 dB	Limit: ≤ 11.0 dBm Margin: -5.7 dB

Back to the Matrix

PEAK POWER SPECTRAL DENSITY

Variant: 802.11ac-80, Channel: 5690.00 MHz, Chain a, Temp: Ambient, Voltage: 3.3 Vdc

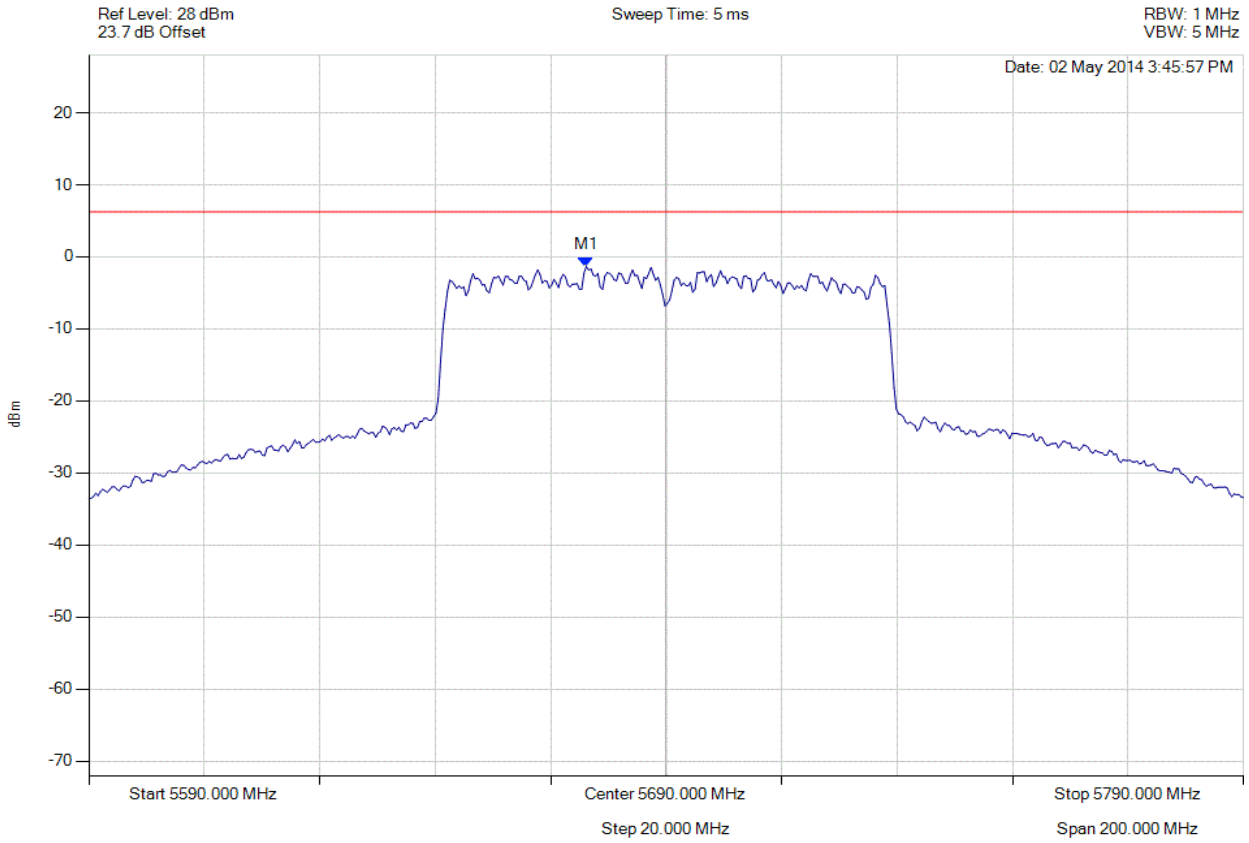

Analyser Setup	Marker : Frequency : Amplitude	Test Results
Detector = RMS Sweep Count = 100 RF Atten (dB) = 20 Trace Mode = VIEW	M1 : 5676.172 MHz : -1.325 dBm	Limit: ≤ 6.229 dBm Margin: 6.79 dB

Back to the Matrix

PEAK POWER SPECTRAL DENSITY

Variant: 802.11ac-80, Channel: 5690.00 MHz, Chain b, Temp: Ambient, Voltage: 3.3 Vdc

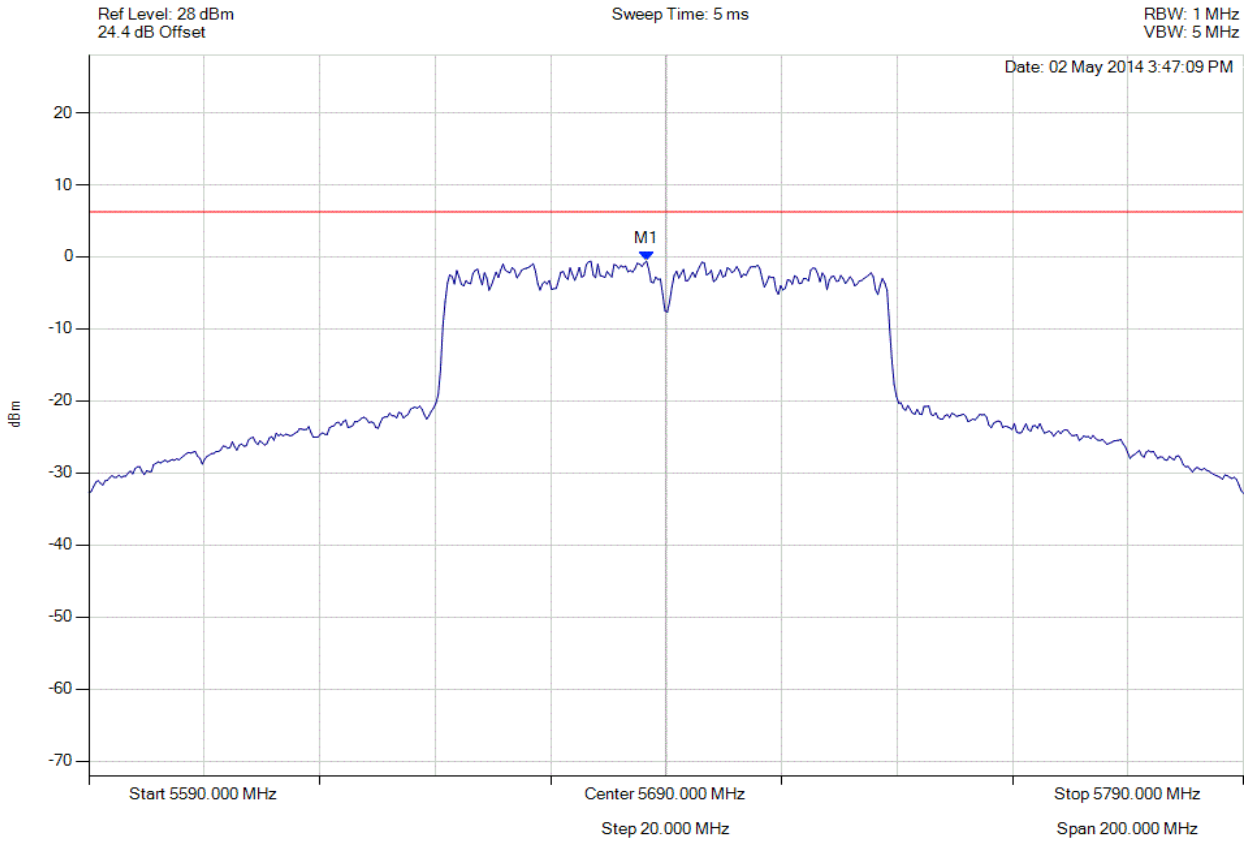

Analyser Setup	Marker : Frequency : Amplitude	Test Results
Detector = RMS Sweep Count = 100 RF Atten (dB) = 20 Trace Mode = VIEW	M1 : 5686.593 MHz : -0.594 dBm	Limit: ≤ 6.229 dBm Margin: -6.06 dB

Back to the Matrix

PEAK POWER SPECTRAL DENSITY

Variant: 802.11ac-80, Channel: 5690.00 MHz, Chain c, Temp: Ambient, Voltage: 3.3 Vdc

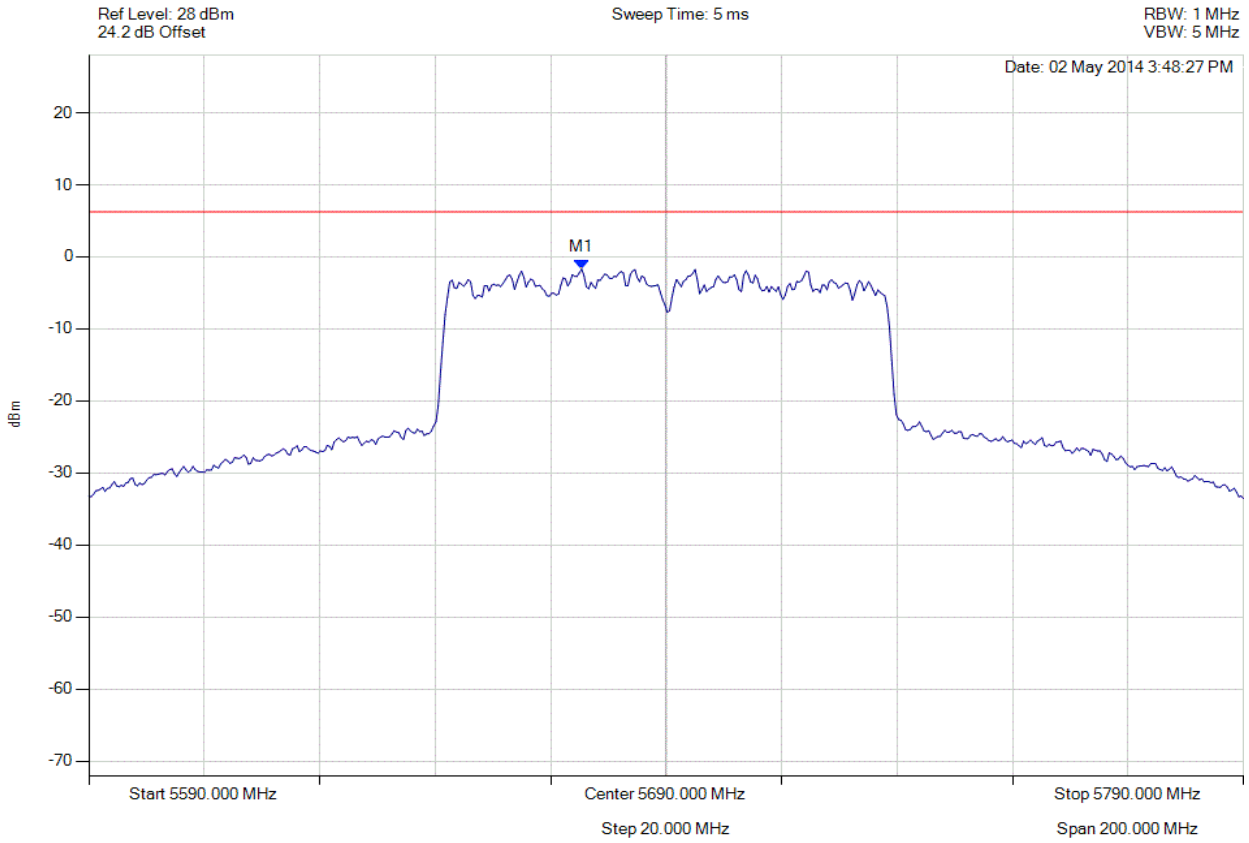

Analyser Setup	Marker : Frequency : Amplitude	Test Results
Detector = RMS Sweep Count = 100 RF Atten (dB) = 20 Trace Mode = VIEW	M1 : 5675.371 MHz : -1.693 dBm	Limit: ≤ 6.229 dBm Margin: 7.16 dB

Back to the Matrix

PEAK POWER SPECTRAL DENSITY

Variant: 802.11ac-80, Channel: 5690.00 MHz, SUM, Temp: Ambient, Voltage: 3.3 Vdc

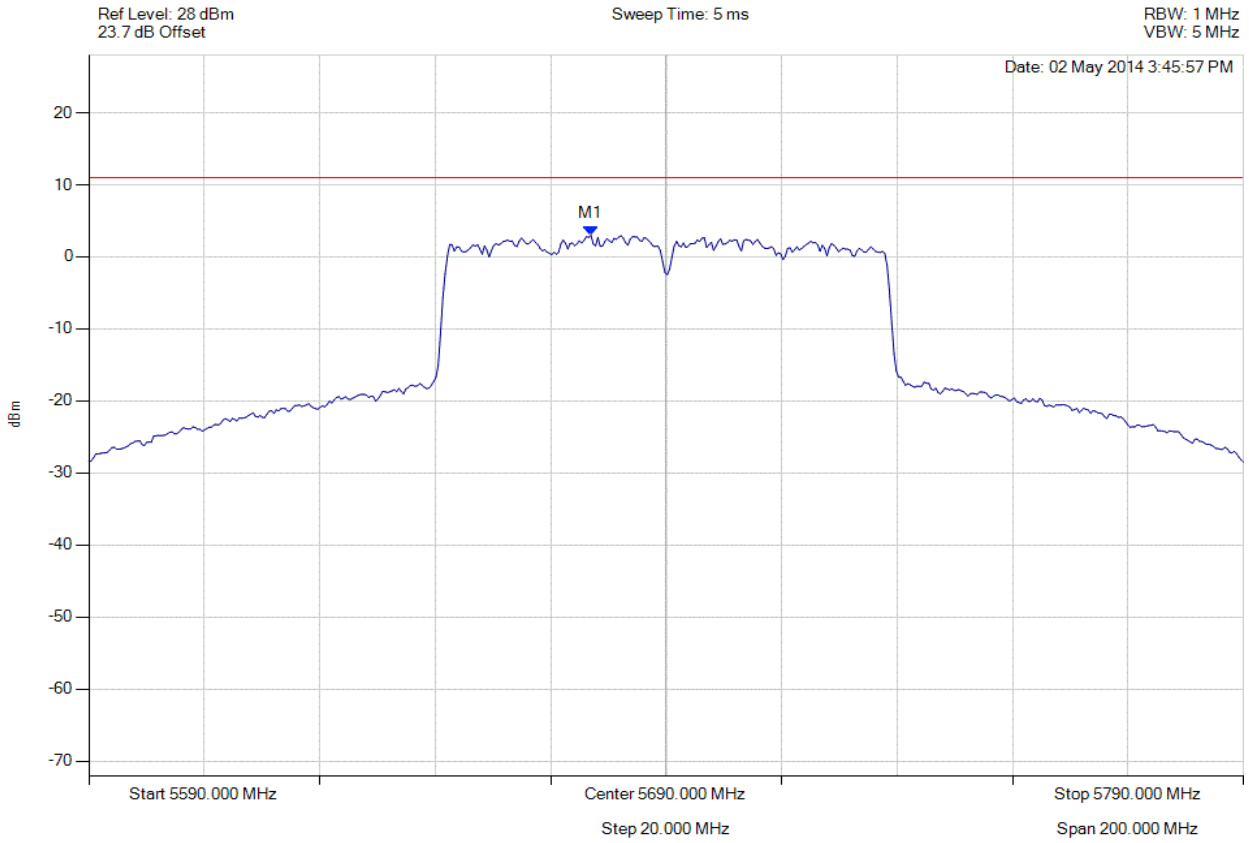

Analyser Setup	Marker : Frequency : Amplitude	Test Results
Detector = RMS Sweep Count = 100 RF Atten (dB) = 20 Trace Mode = VIEW	M1 : 5676.974 MHz : 2.986 dBm M1 + DCCF : 5676.974 MHz : 3.696 dBm Duty Cycle Correction Factor : +0.71 dB	Limit: ≤ 11.0 dBm Margin: -7.2 dB

Back to the Matrix

PEAK POWER SPECTRAL DENSITY

Variant: 802.11n HT-20, Channel: 5500.00 MHz, Chain a, Temp: Ambient, Voltage: 3.3 Vdc

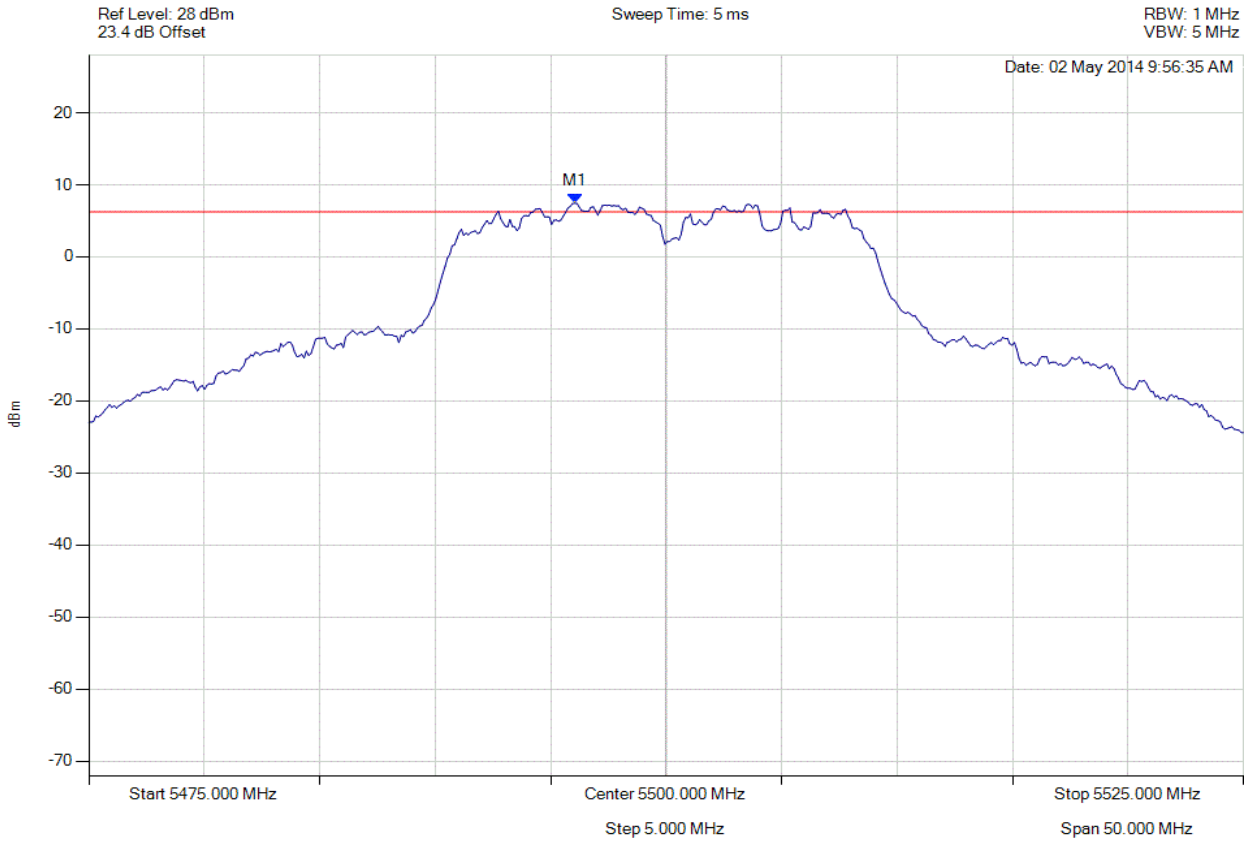

Analyser Setup	Marker : Frequency : Amplitude	Test Results
Detector = RMS Sweep Count = 100 RF Atten (dB) = 20 Trace Mode = VIEW	M1 : 5496.042 MHz : 7.452 dBm	Limit: ≤ 6.229 dBm Margin: 1.47 dB

Back to the Matrix

This test report may be reproduced in full only. The document may only be updated by MiCOM Labs personnel. Any changes will be noted in the Document History section of the report.

PEAK POWER SPECTRAL DENSITY

Variant: 802.11n HT-20, Channel: 5500.00 MHz, Chain b, Temp: Ambient, Voltage: 3.3 Vdc

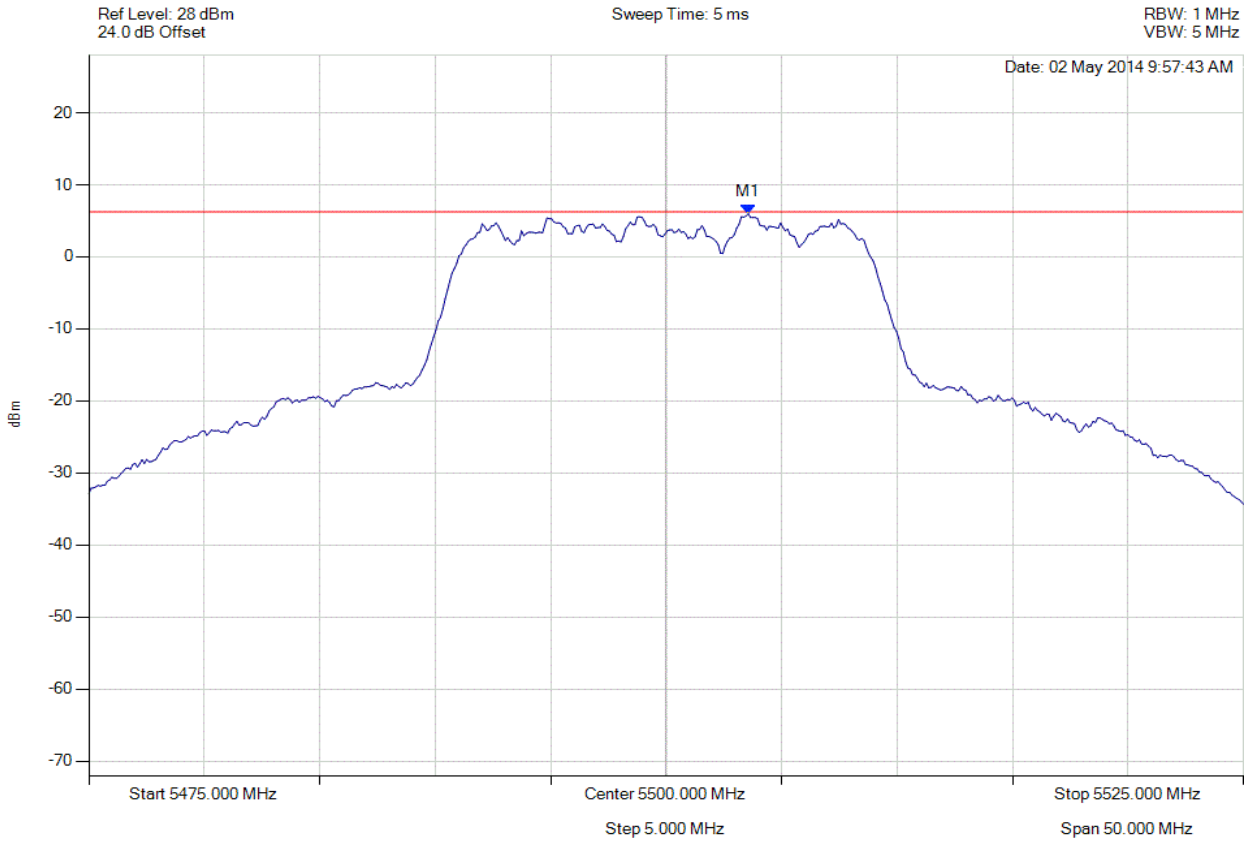

Analyser Setup	Marker : Frequency : Amplitude	Test Results
Detector = RMS Sweep Count = 100 RF Atten (dB) = 20 Trace Mode = VIEW	M1 : 5503.557 MHz : 5.984 dBm	Limit: ≤ 6.229 dBm Margin: 0.00 dB

Back to the Matrix

PEAK POWER SPECTRAL DENSITY

Variant: 802.11n HT-20, Channel: 5500.00 MHz, Chain c, Temp: Ambient, Voltage: 3.3 Vdc

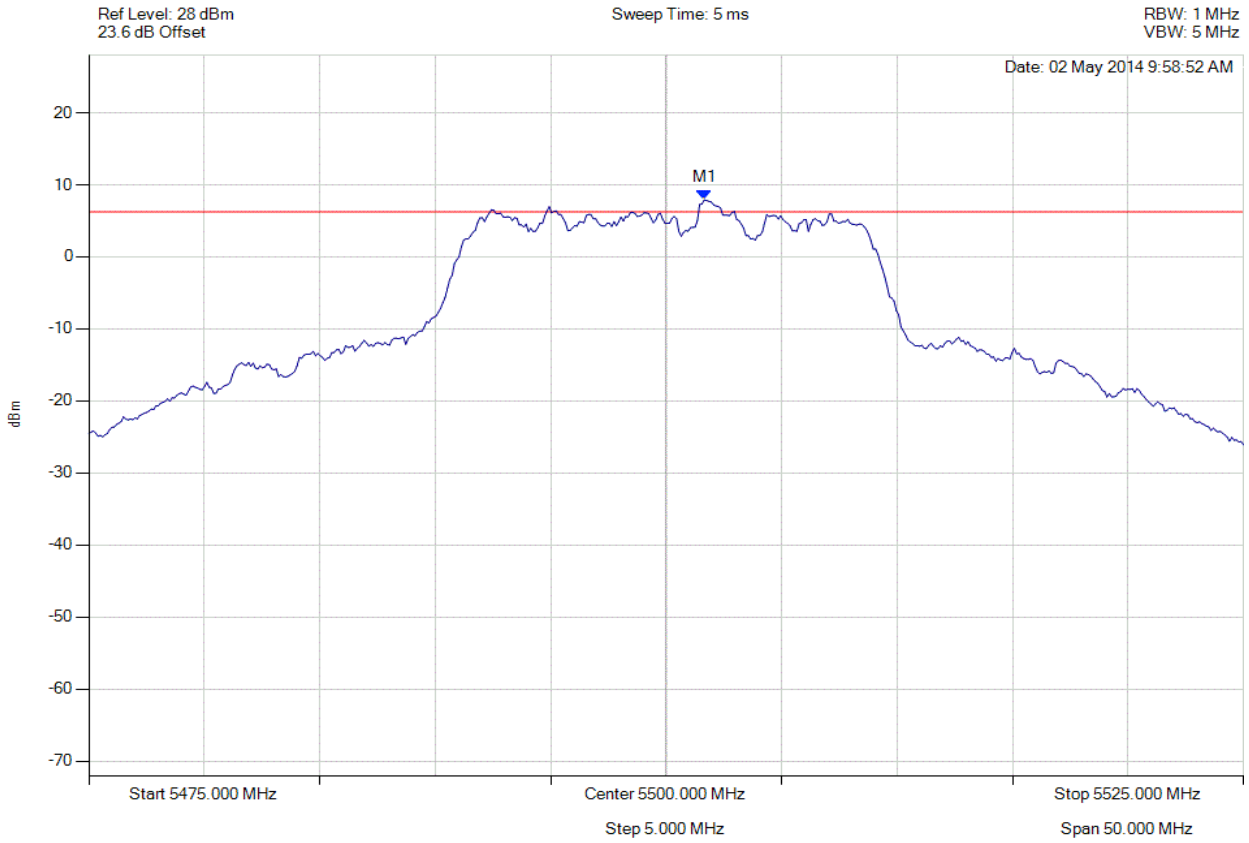

Analyser Setup	Marker : Frequency : Amplitude	Test Results
Detector = RMS Sweep Count = 100 RF Atten (dB) = 20 Trace Mode = VIEW	M1 : 5501.653 MHz : 7.893 dBm	Limit: ≤ 6.229 dBm Margin: 1.91 dB

Back to the Matrix

PEAK POWER SPECTRAL DENSITY

Variant: 802.11n HT-20, Channel: 5500.00 MHz, SUM, Temp: Ambient, Voltage: 3.3 Vdc

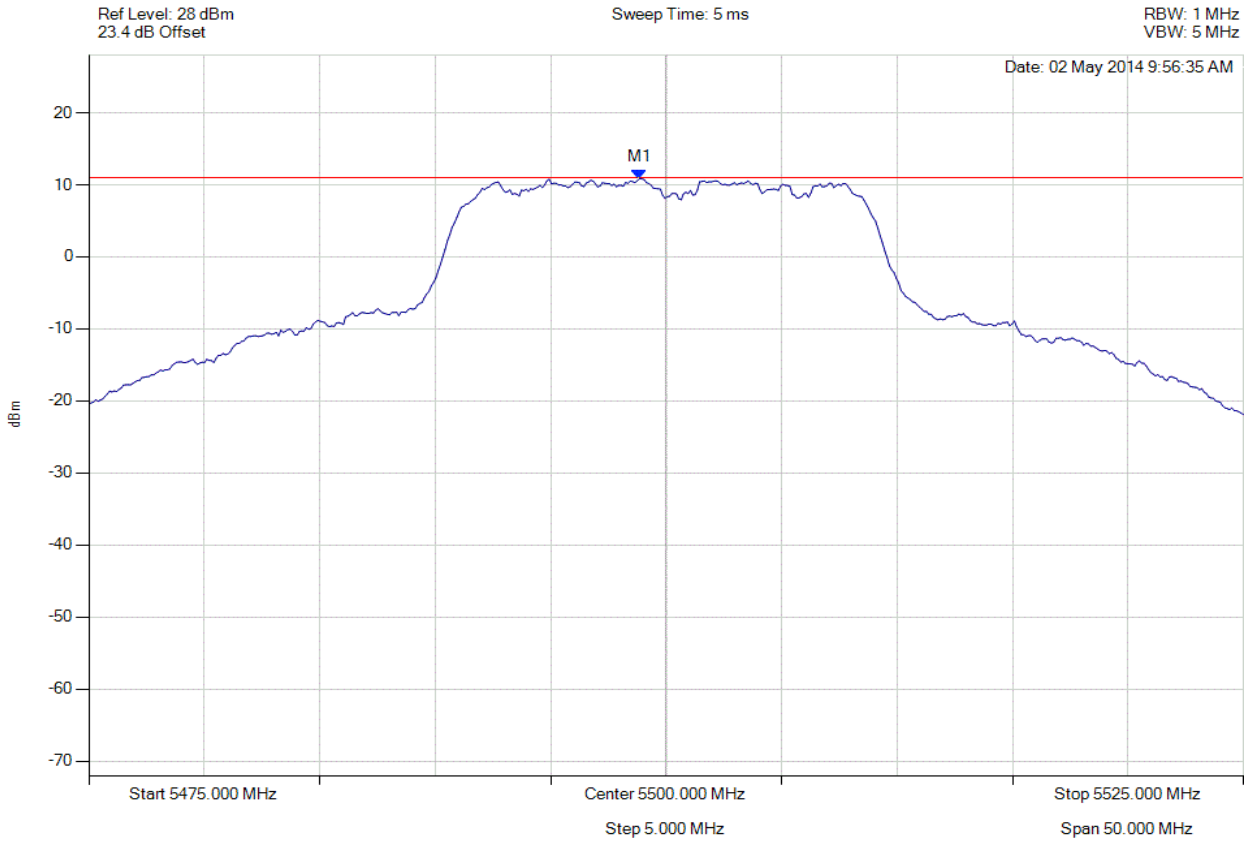

Analyser Setup	Marker : Frequency : Amplitude	Test Results
Detector = RMS Sweep Count = 100 RF Atten (dB) = 20 Trace Mode = VIEW	M1 : 5498.848 MHz : 10.723 dBm M1 + DCCF : 5498.848 MHz : 10.993 dBm Duty Cycle Correction Factor : +0.27 dB	Limit: ≤ 11.0 dBm Margin: -0.1 dB

Back to the Matrix

PEAK POWER SPECTRAL DENSITY

Variant: 802.11n HT-20, Channel: 5580.00 MHz, Chain a, Temp: Ambient, Voltage: 3.3 Vdc

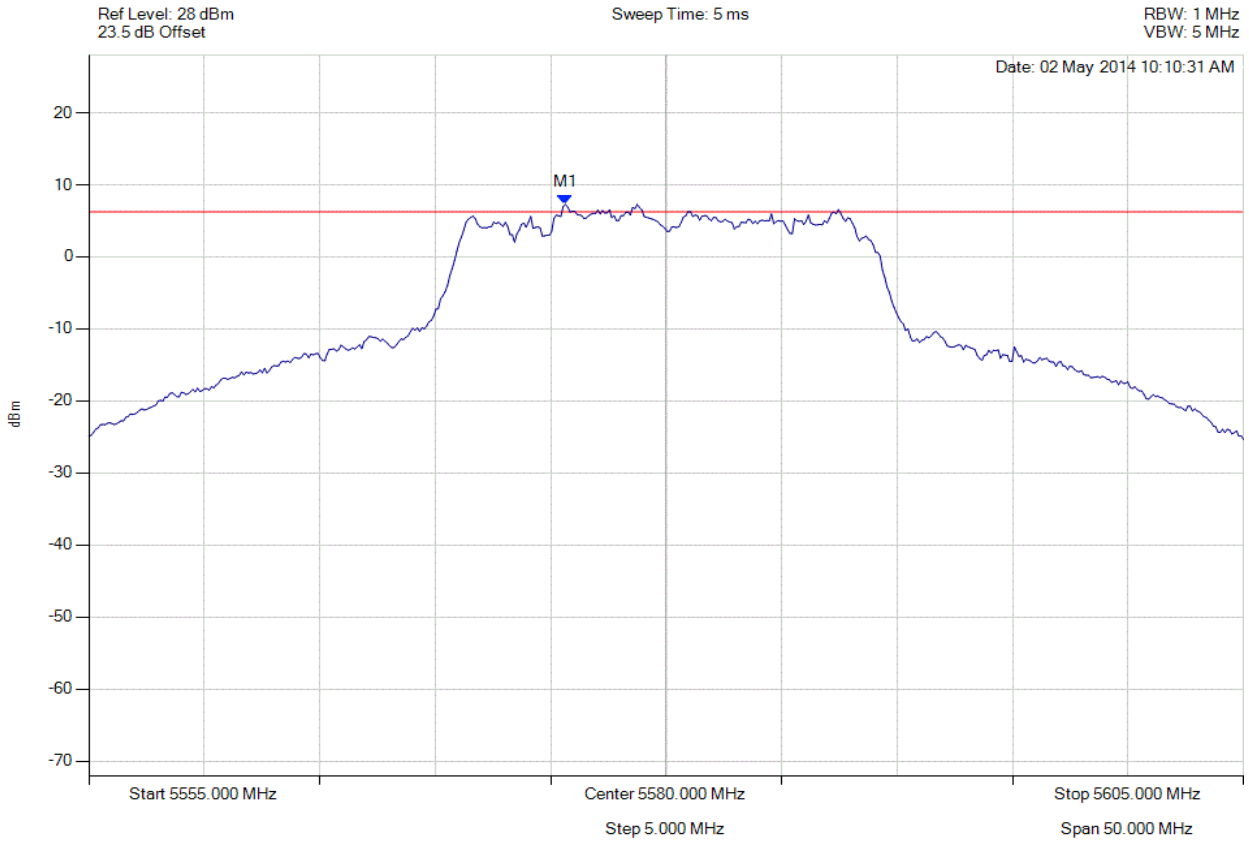

Analyser Setup	Marker : Frequency : Amplitude	Test Results
Detector = RMS Sweep Count = 100 RF Atten (dB) = 20 Trace Mode = VIEW	M1 : 5575.641 MHz : 7.264 dBm	Limit: ≤ 6.229 dBm Margin: 1.28 dB

Back to the Matrix

PEAK POWER SPECTRAL DENSITY

Variant: 802.11n HT-20, Channel: 5580.00 MHz, Chain b, Temp: Ambient, Voltage: 3.3 Vdc

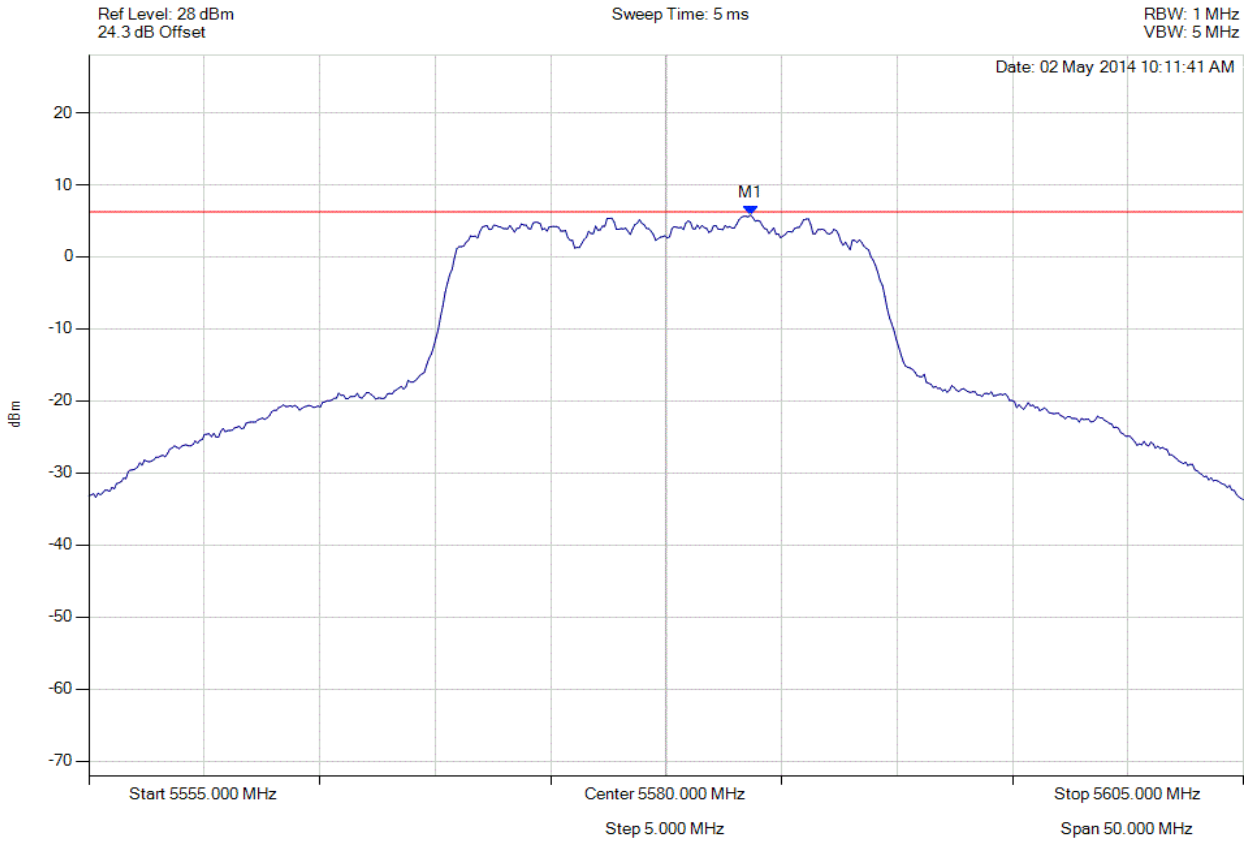

Analyser Setup	Marker : Frequency : Amplitude	Test Results
Detector = RMS Sweep Count = 100 RF Atten (dB) = 20 Trace Mode = VIEW	M1 : 5583.657 MHz : 5.791 dBm	Limit: ≤ 6.229 dBm Margin: -0.19 dB

Back to the Matrix

PEAK POWER SPECTRAL DENSITY

Variant: 802.11n HT-20, Channel: 5580.00 MHz, Chain c, Temp: Ambient, Voltage: 3.3 Vdc

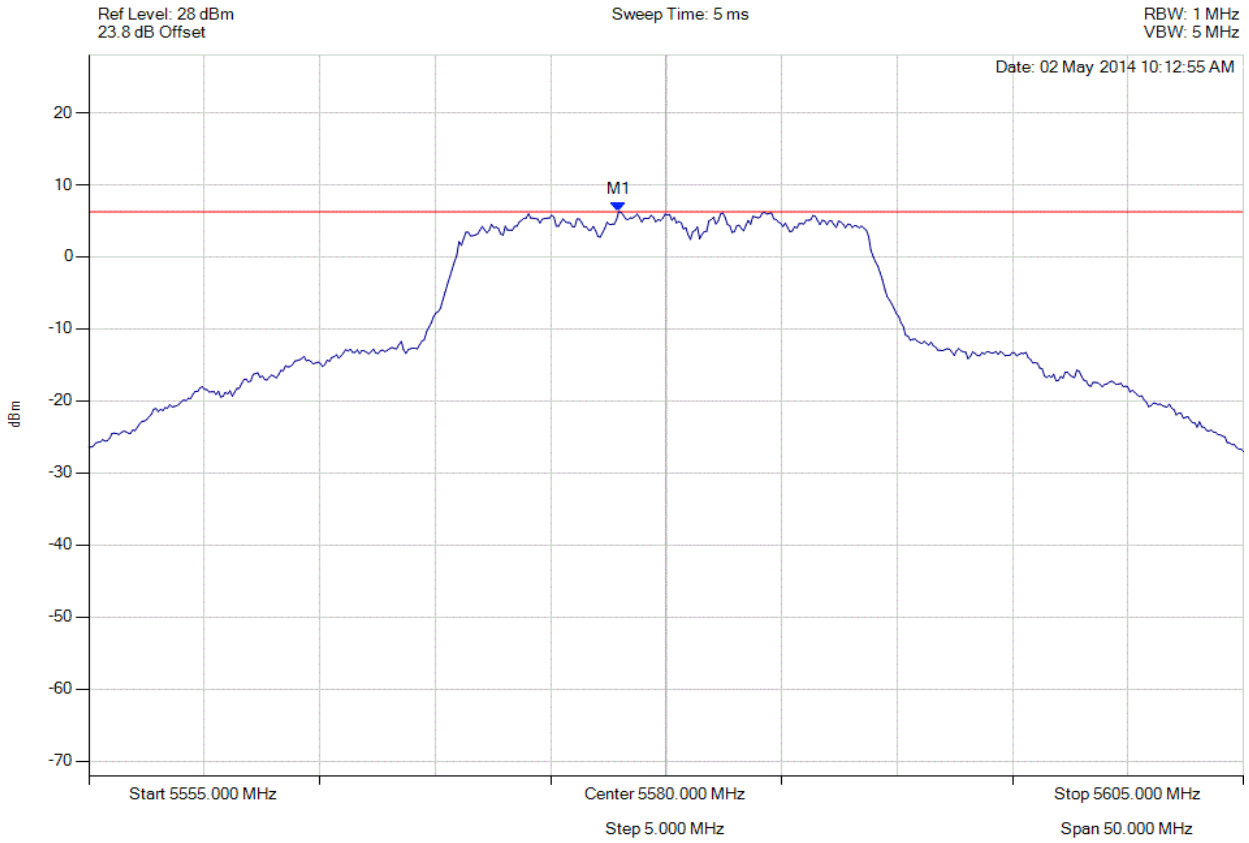

Analyser Setup	Marker : Frequency : Amplitude	Test Results
Detector = RMS Sweep Count = 100 RF Atten (dB) = 20 Trace Mode = VIEW	M1 : 5577.946 MHz : 6.261 dBm	Limit: ≤ 6.229 dBm Margin: 0.28 dB

Back to the Matrix

PEAK POWER SPECTRAL DENSITY

Variant: 802.11n HT-20, Channel: 5580.00 MHz, SUM, Temp: Ambient, Voltage: 3.3 Vdc

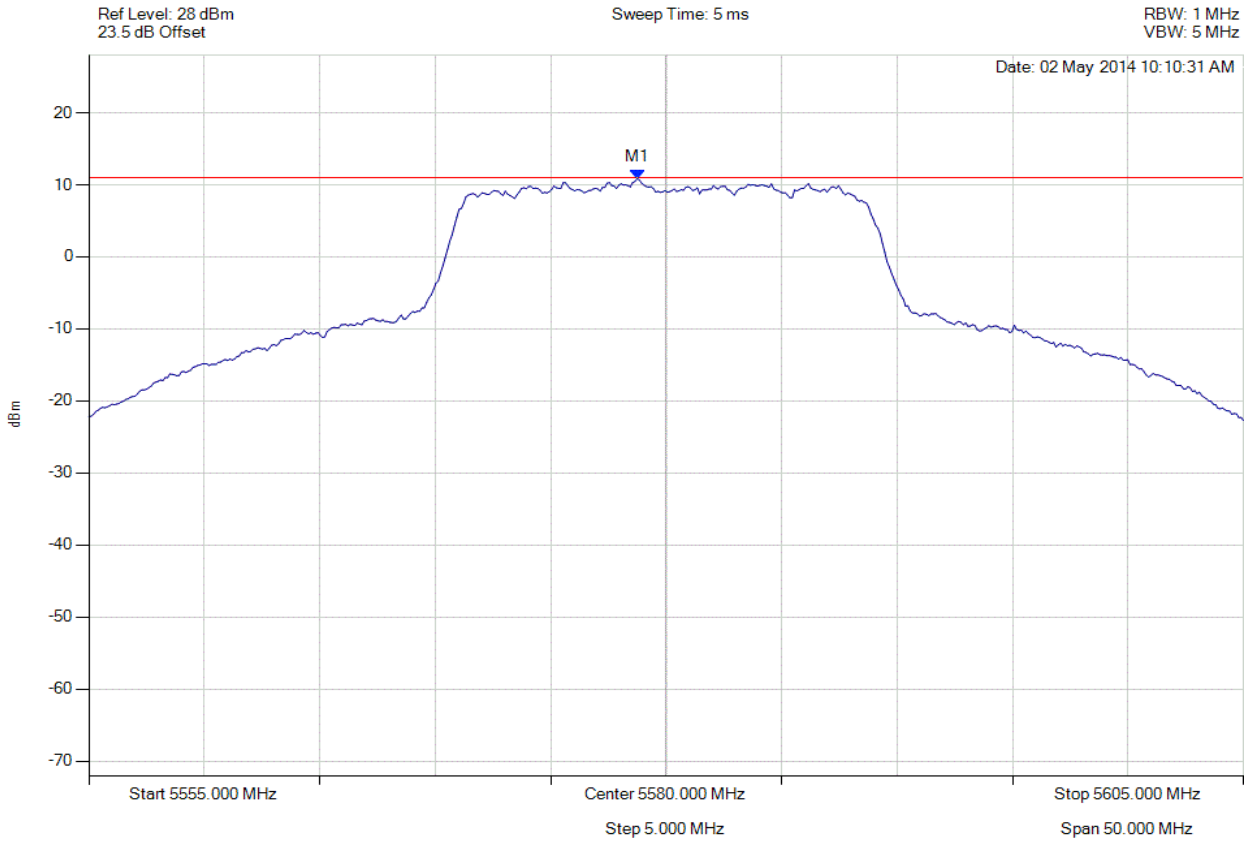

Analyser Setup	Marker : Frequency : Amplitude	Test Results
Detector = RMS Sweep Count = 100 RF Atten (dB) = 20 Trace Mode = VIEW	M1 : 5578.747 MHz : 10.712 dBm M1 + DCCF : 5578.747 MHz : 10.982 dBm Duty Cycle Correction Factor : +0.27 dB	Limit: ≤ 11.0 dBm Margin: -0.0 dB

Back to the Matrix

PEAK POWER SPECTRAL DENSITY

Variant: 802.11n HT-20, Channel: 5720.00 MHz, Chain a, Temp: Ambient, Voltage: 3.3 Vdc

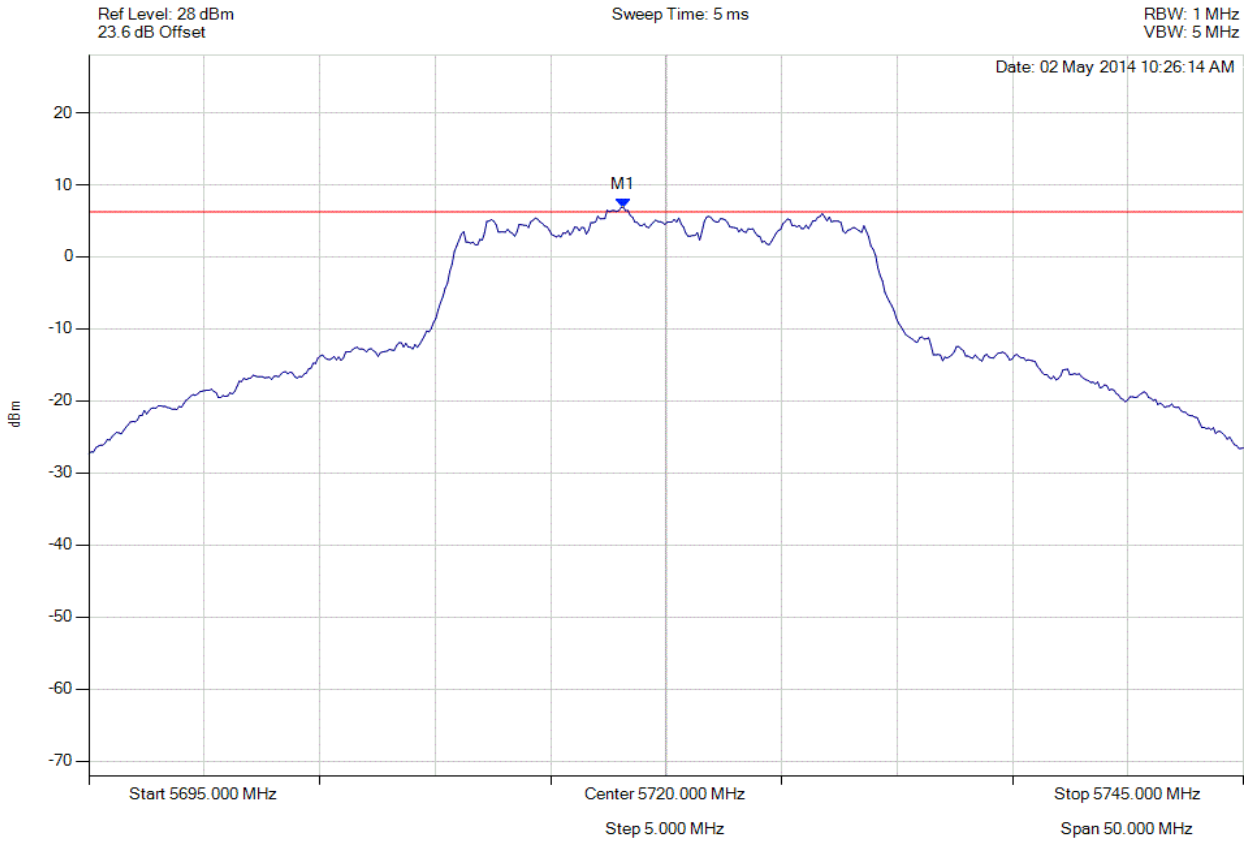

Analyser Setup	Marker : Frequency : Amplitude	Test Results
Detector = RMS Sweep Count = 100 RF Atten (dB) = 20 Trace Mode = VIEW	M1 : 5718.146 MHz : 6.883 dBm	Limit: ≤ 6.229 dBm Margin: 0.90 dB

Back to the Matrix

PEAK POWER SPECTRAL DENSITY

Variant: 802.11n HT-20, Channel: 5720.00 MHz, Chain b, Temp: Ambient, Voltage: 3.3 Vdc

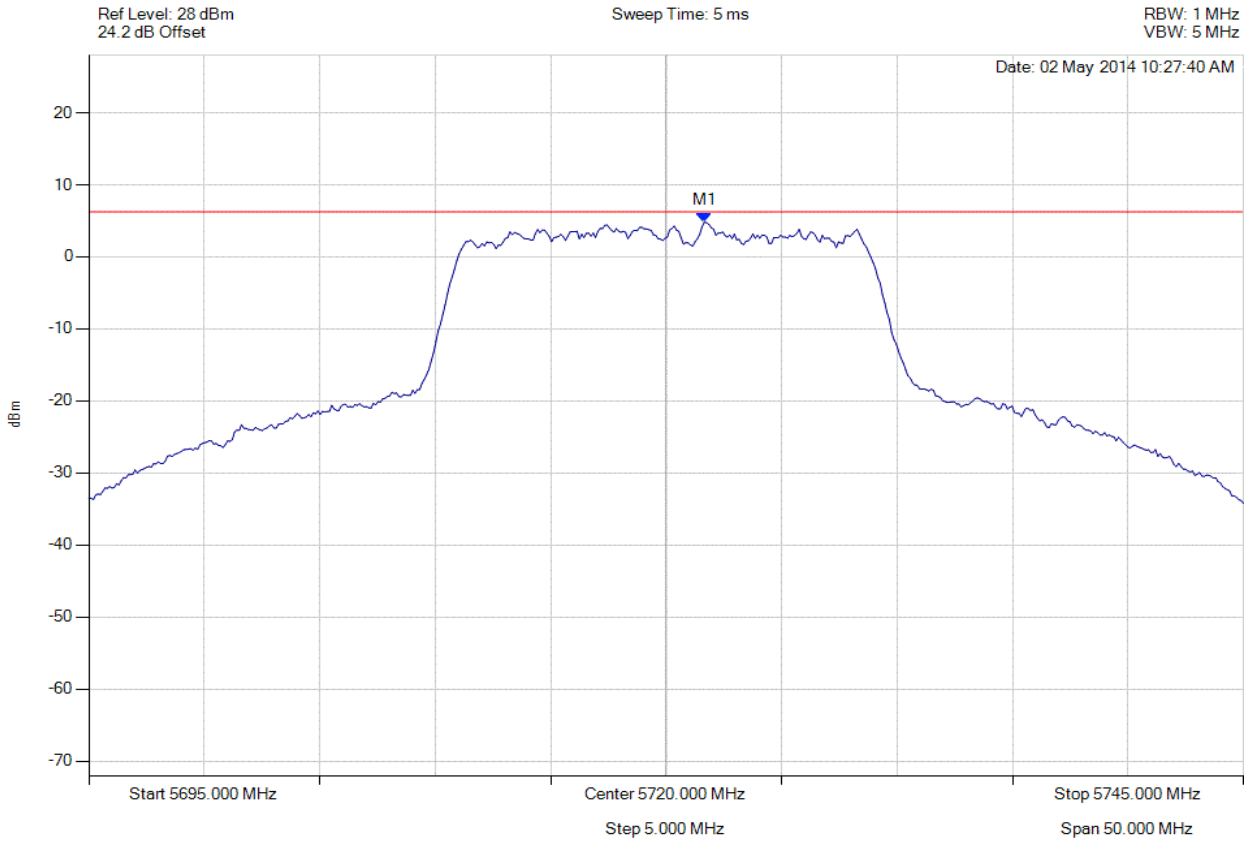

Analyser Setup	Marker : Frequency : Amplitude	Test Results
Detector = RMS Sweep Count = 100 RF Atten (dB) = 20 Trace Mode = VIEW	M1 : 5721.653 MHz : 4.814 dBm	Limit: ≤ 6.229 dBm Margin: -1.17 dB

Back to the Matrix

PEAK POWER SPECTRAL DENSITY

Variant: 802.11n HT-20, Channel: 5720.00 MHz, Chain c, Temp: Ambient, Voltage: 3.3 Vdc

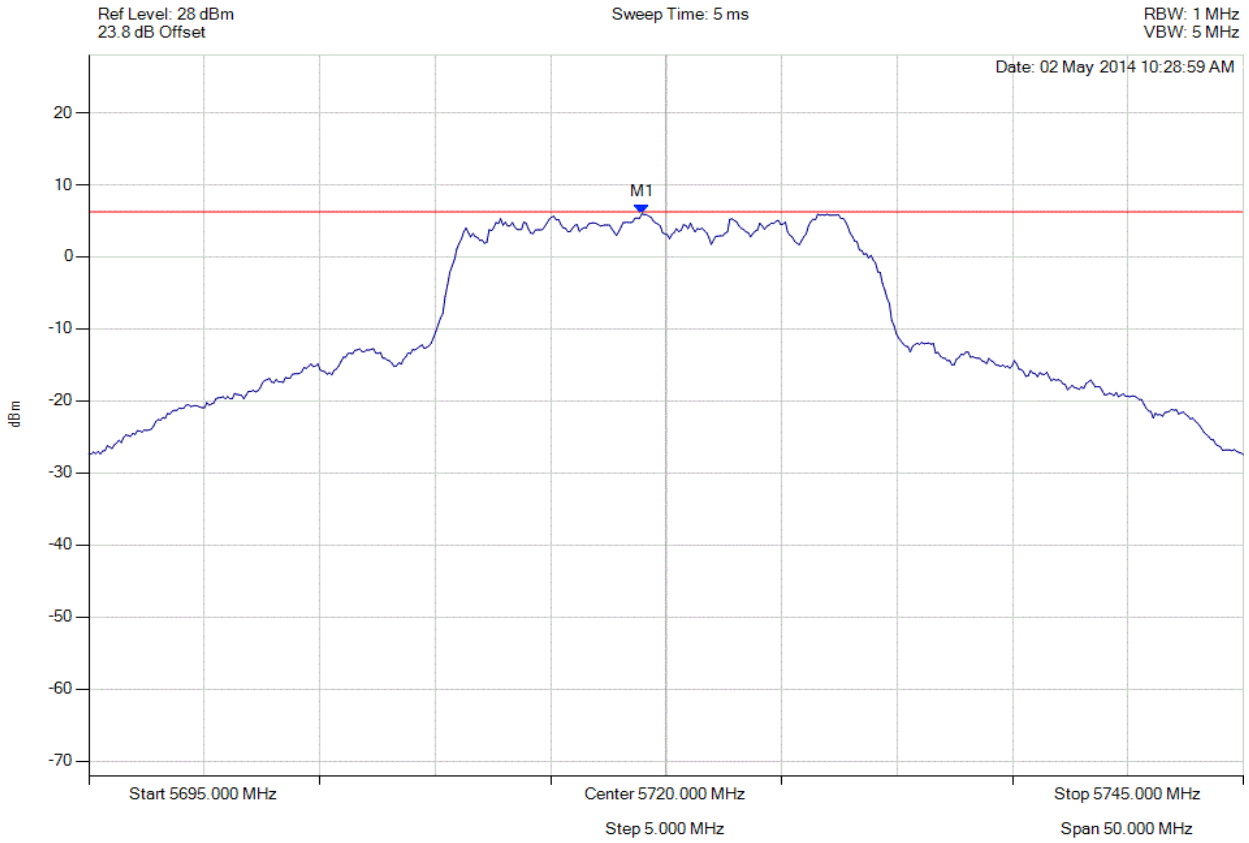

Analyser Setup	Marker : Frequency : Amplitude	Test Results
Detector = RMS Sweep Count = 100 RF Atten (dB) = 20 Trace Mode = VIEW	M1 : 5718.948 MHz : 5.983 dBm	Limit: ≤ 6.229 dBm Margin: 0.00 dB

Back to the Matrix

This test report may be reproduced in full only. The document may only be updated by MiCOM Labs personnel. Any changes will be noted in the Document History section of the report.

PEAK POWER SPECTRAL DENSITY

Variant: 802.11n HT-20, Channel: 5720.00 MHz, SUM, Temp: Ambient, Voltage: 3.3 Vdc

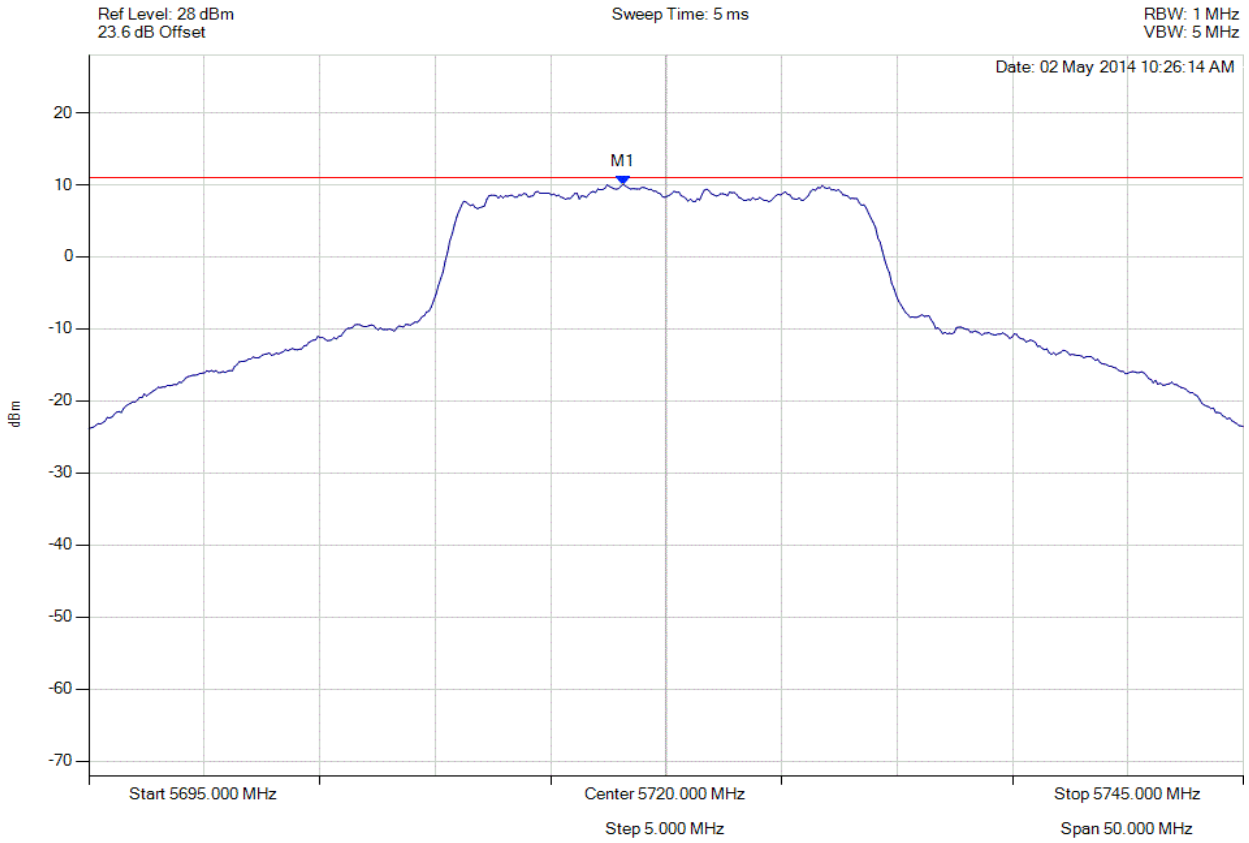

Analyser Setup	Marker : Frequency : Amplitude	Test Results
Detector = RMS Sweep Count = 100 RF Atten (dB) = 20 Trace Mode = VIEW	M1 : 5718.146 MHz : 10.055 dBm M1 + DCCF : 5718.146 MHz : 10.325 dBm Duty Cycle Correction Factor : +0.27 dB	Limit: ≤ 11.0 dBm Margin: -0.7 dB

Back to the Matrix

PEAK POWER SPECTRAL DENSITY

Variant: 802.11n HT-40, Channel: 5510.00 MHz, Chain a, Temp: Ambient, Voltage: 3.3 Vdc

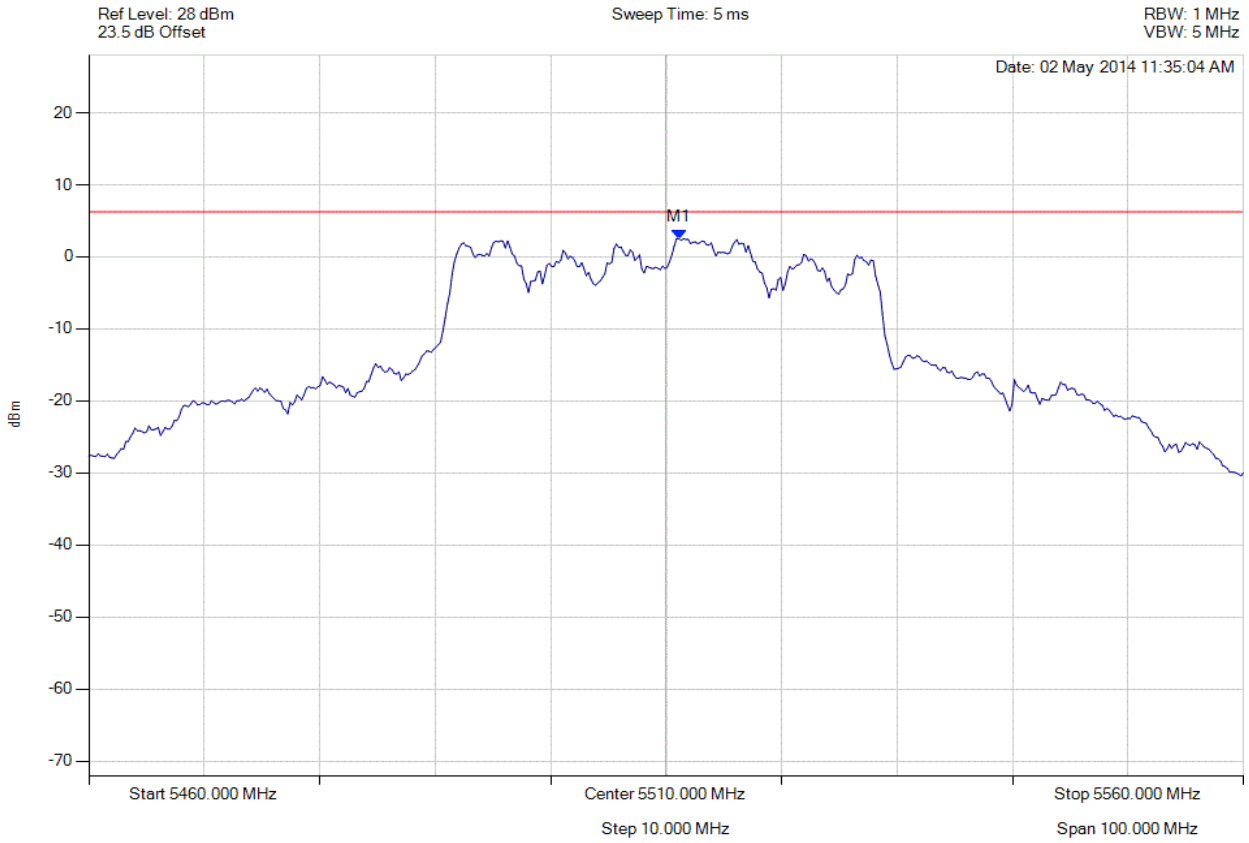

Analyser Setup	Marker : Frequency : Amplitude	Test Results
Detector = RMS Sweep Count = 100 RF Atten (dB) = 20 Trace Mode = VIEW	M1 : 5511.102 MHz : 2.518 dBm	Limit: ≤ 6.229 dBm Margin: -3.09 dB

Back to the Matrix

PEAK POWER SPECTRAL DENSITY

Variant: 802.11n HT-40, Channel: 5510.00 MHz, Chain b, Temp: Ambient, Voltage: 3.3 Vdc

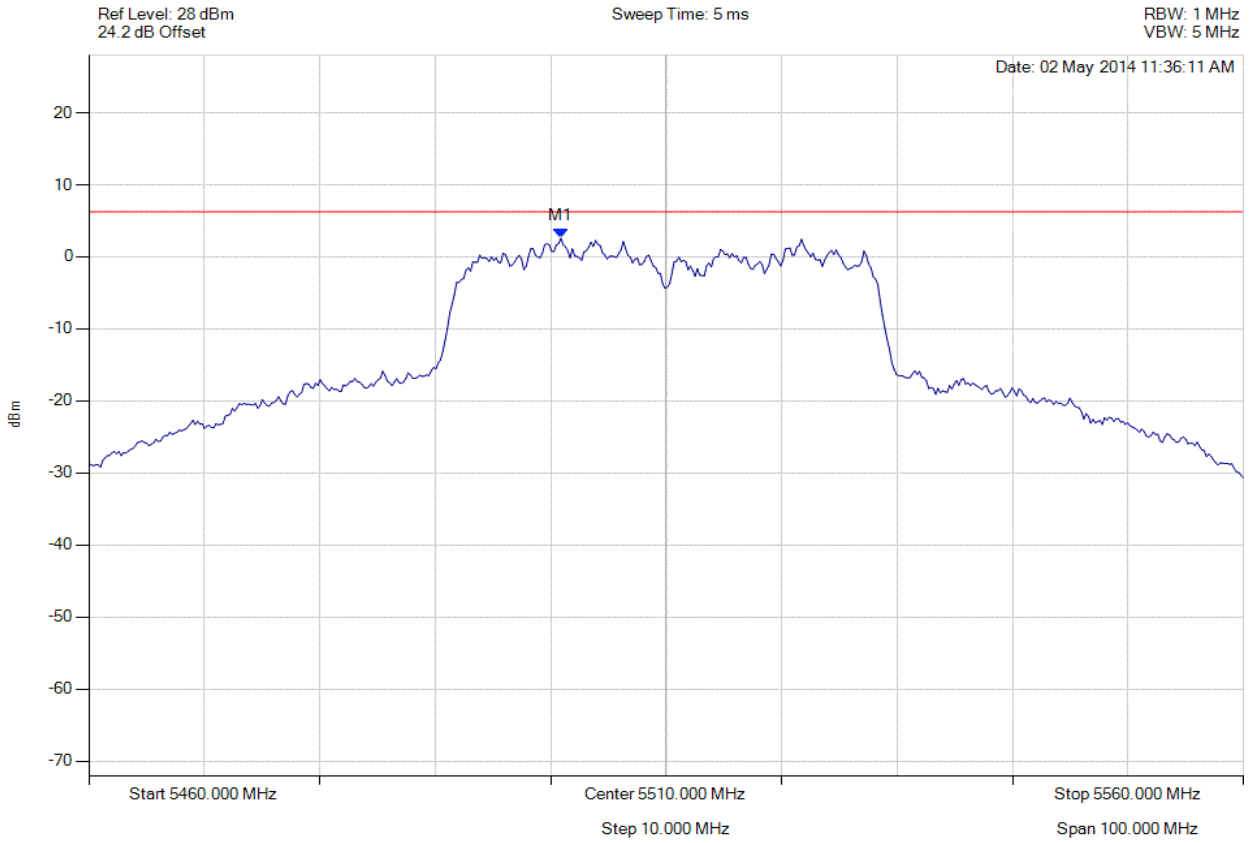

Analyser Setup	Marker : Frequency : Amplitude	Test Results
Detector = RMS Sweep Count = 100 RF Atten (dB) = 20 Trace Mode = VIEW	M1 : 5500.882 MHz : 2.584 dBm	Limit: ≤ 6.229 dBm Margin: -3.02 dB

Back to the Matrix

PEAK POWER SPECTRAL DENSITY

Variant: 802.11n HT-40, Channel: 5510.00 MHz, Chain c, Temp: Ambient, Voltage: 3.3 Vdc

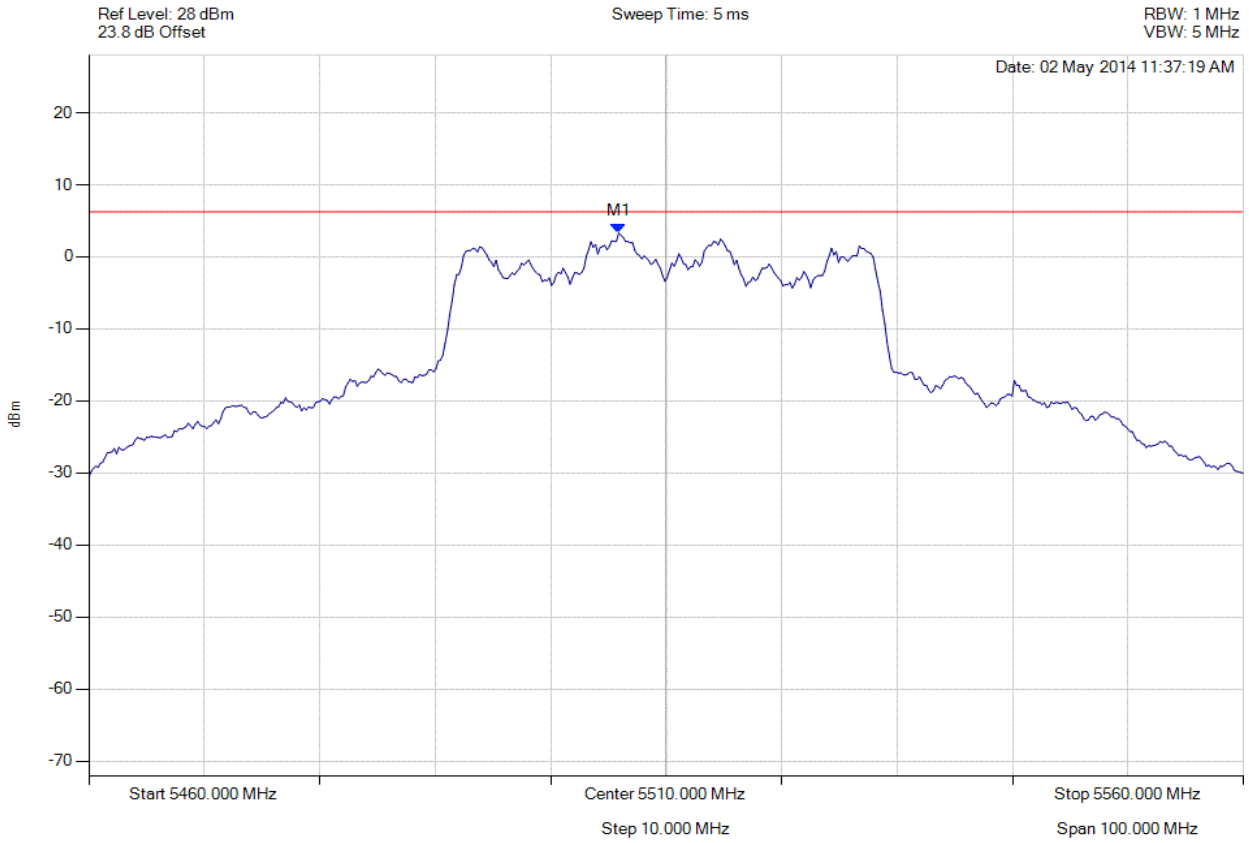

Analyser Setup	Marker : Frequency : Amplitude	Test Results
Detector = RMS Sweep Count = 100 RF Atten (dB) = 20 Trace Mode = VIEW	M1 : 5505.892 MHz : 3.308 dBm	Limit: ≤ 6.229 dBm Margin: -2.30 dB

Back to the Matrix

PEAK POWER SPECTRAL DENSITY

Variant: 802.11n HT-40, Channel: 5510.00 MHz, SUM, Temp: Ambient, Voltage: 3.3 Vdc

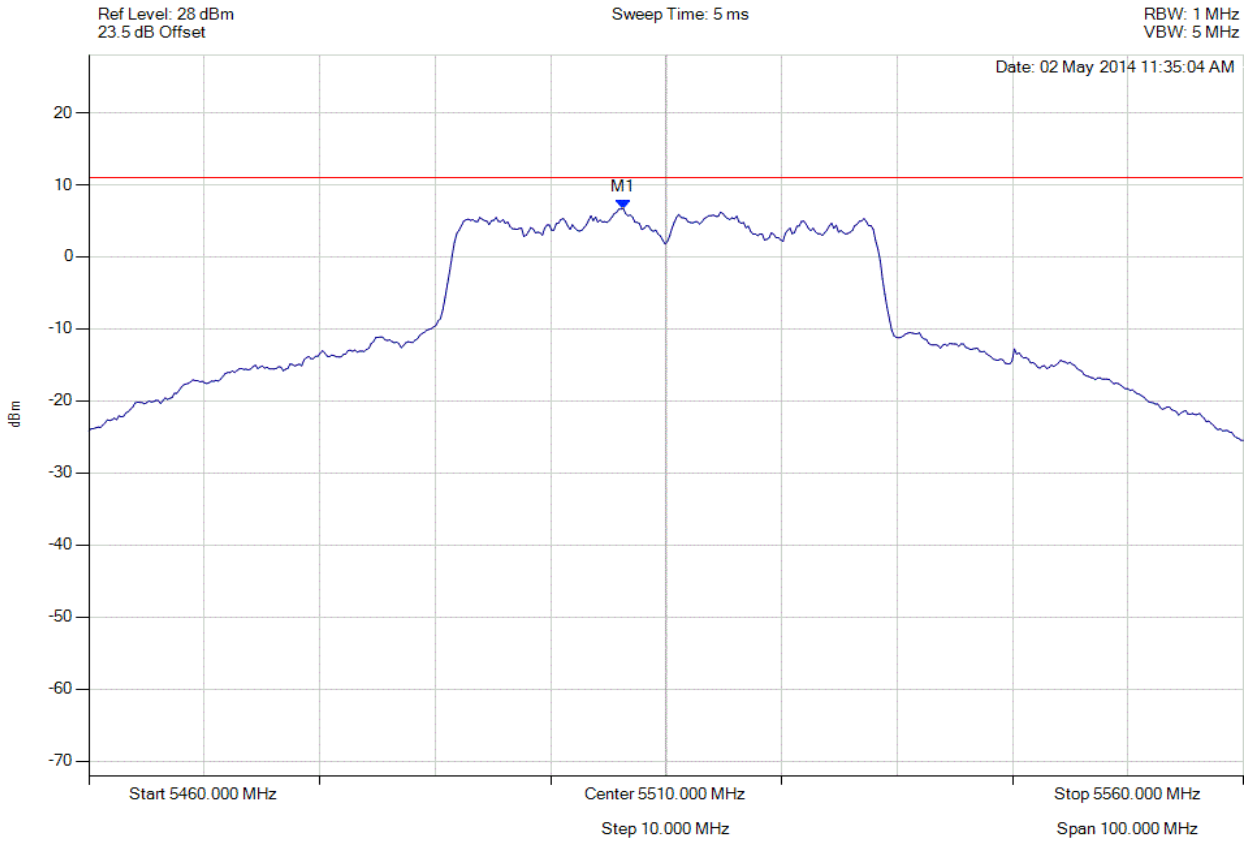

Analyser Setup	Marker : Frequency : Amplitude	Test Results
Detector = RMS Sweep Count = 100 RF Atten (dB) = 20 Trace Mode = VIEW	M1 : 5506.293 MHz : 6.675 dBm M1 + DCCF : 5506.293 MHz : 7.385 dBm Duty Cycle Correction Factor : +0.71 dB	Limit: ≤ 11.0 dBm Margin: -3.6 dB

Back to the Matrix

PEAK POWER SPECTRAL DENSITY

Variant: 802.11n HT-40, Channel: 5550.00 MHz, Chain a, Temp: Ambient, Voltage: 3.3 Vdc

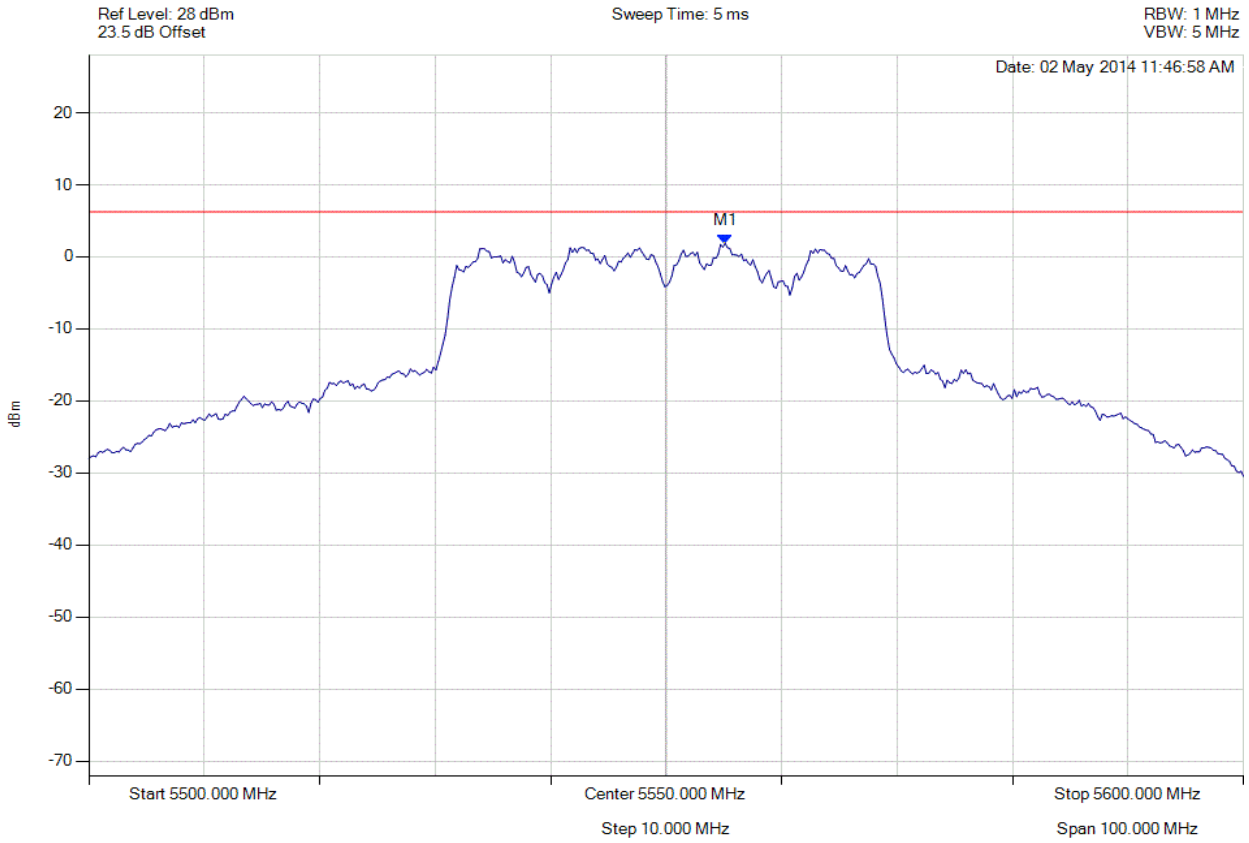

Analyser Setup	Marker : Frequency : Amplitude	Test Results
Detector = RMS Sweep Count = 100 RF Atten (dB) = 20 Trace Mode = VIEW	M1 : 5555.110 MHz : 1.888 dBm	Limit: ≤ 6.229 dBm Margin: -3.72 dB

Back to the Matrix

This test report may be reproduced in full only. The document may only be updated by MiCOM Labs personnel. Any changes will be noted in the Document History section of the report.

PEAK POWER SPECTRAL DENSITY

Variant: 802.11n HT-40, Channel: 5550.00 MHz, Chain b, Temp: Ambient, Voltage: 3.3 Vdc

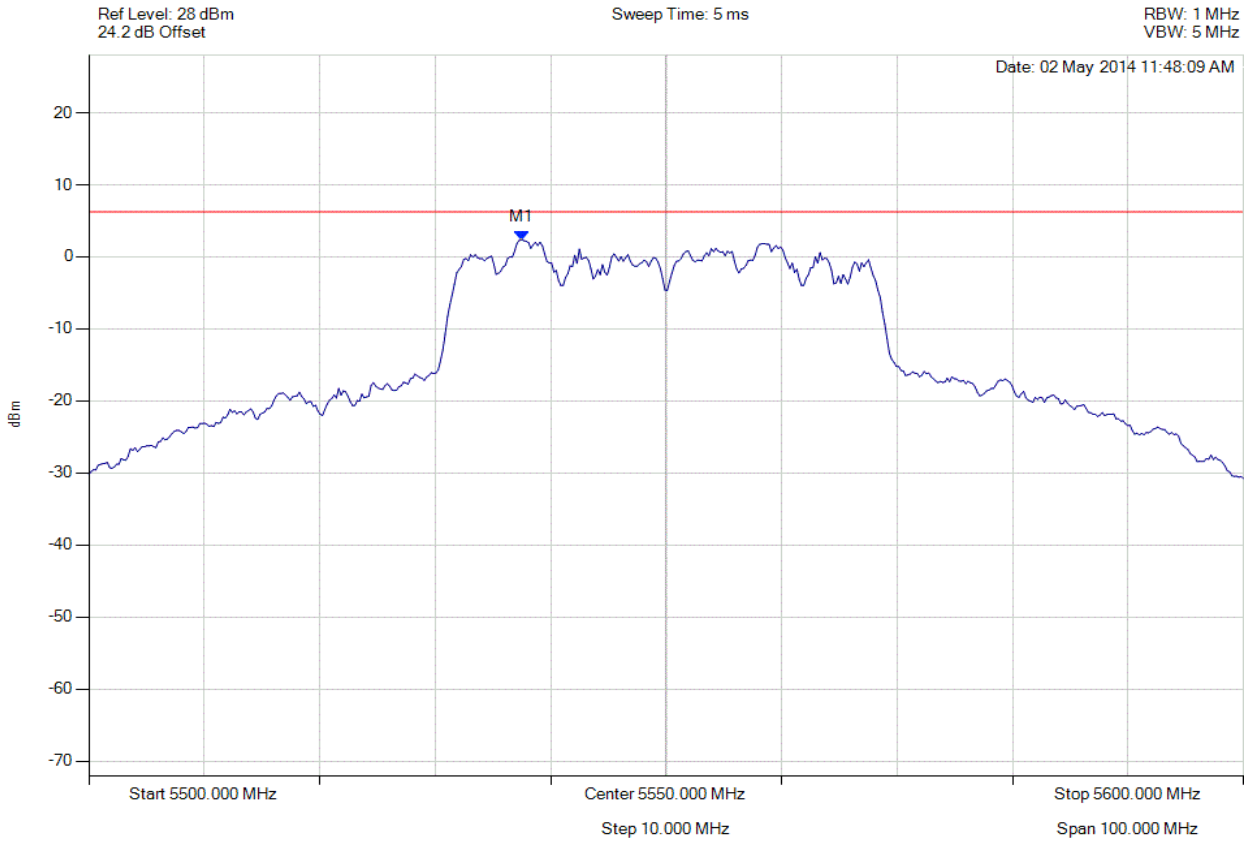

Analyser Setup	Marker : Frequency : Amplitude	Test Results
Detector = RMS Sweep Count = 100 RF Atten (dB) = 20 Trace Mode = VIEW	M1 : 5537.475 MHz : 2.386 dBm	Limit: ≤ 6.229 dBm Margin: -3.22 dB

Back to the Matrix

PEAK POWER SPECTRAL DENSITY

Variant: 802.11n HT-40, Channel: 5550.00 MHz, Chain c, Temp: Ambient, Voltage: 3.3 Vdc

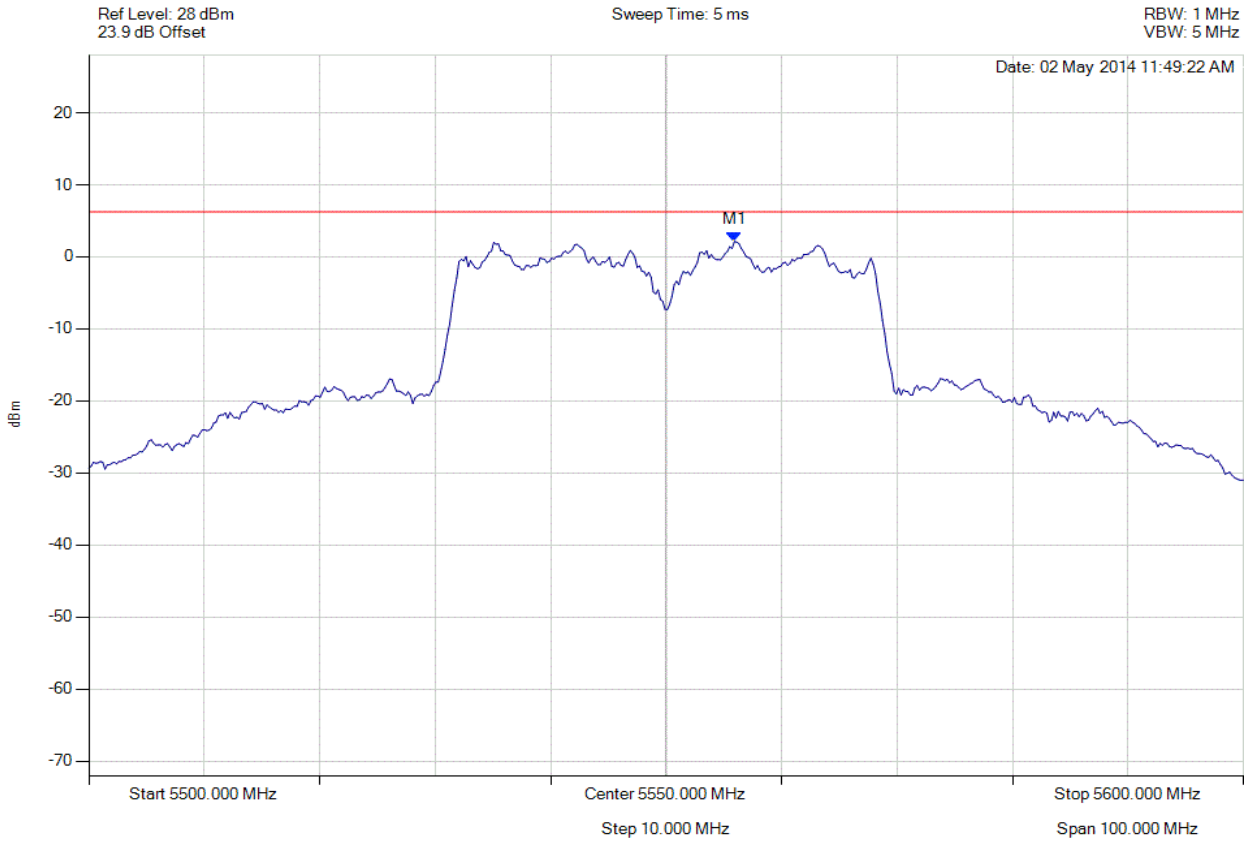

Analyser Setup	Marker : Frequency : Amplitude	Test Results
Detector = RMS Sweep Count = 100 RF Atten (dB) = 20 Trace Mode = VIEW	M1 : 5555.912 MHz : 2.116 dBm	Limit: ≤ 6.229 dBm Margin: -3.49 dB

Back to the Matrix

PEAK POWER SPECTRAL DENSITY

Variant: 802.11n HT-40, Channel: 5550.00 MHz, SUM, Temp: Ambient, Voltage: 3.3 Vdc

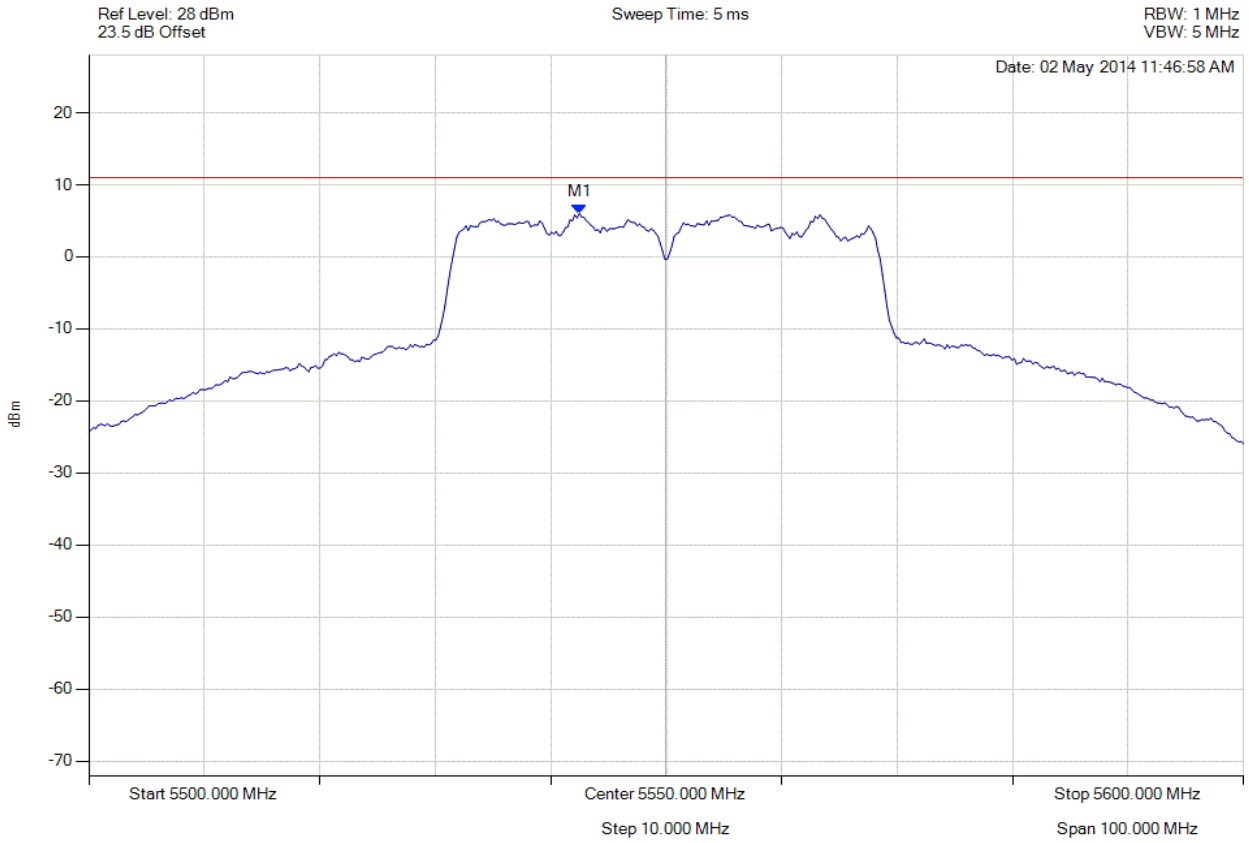

Analyser Setup	Marker : Frequency : Amplitude	Test Results
Detector = RMS Sweep Count = 100 RF Atten (dB) = 20 Trace Mode = VIEW	M1 : 5542.485 MHz : 6.002 dBm M1 + DCCF : 5542.485 MHz : 6.712 dBm Duty Cycle Correction Factor : +0.71 dB	Limit: ≤ 11.0 dBm Margin: -4.3 dB

Back to the Matrix

PEAK POWER SPECTRAL DENSITY

Variant: 802.11n HT-40, Channel: 5710.00 MHz, Chain a, Temp: Ambient, Voltage: 3.3 Vdc

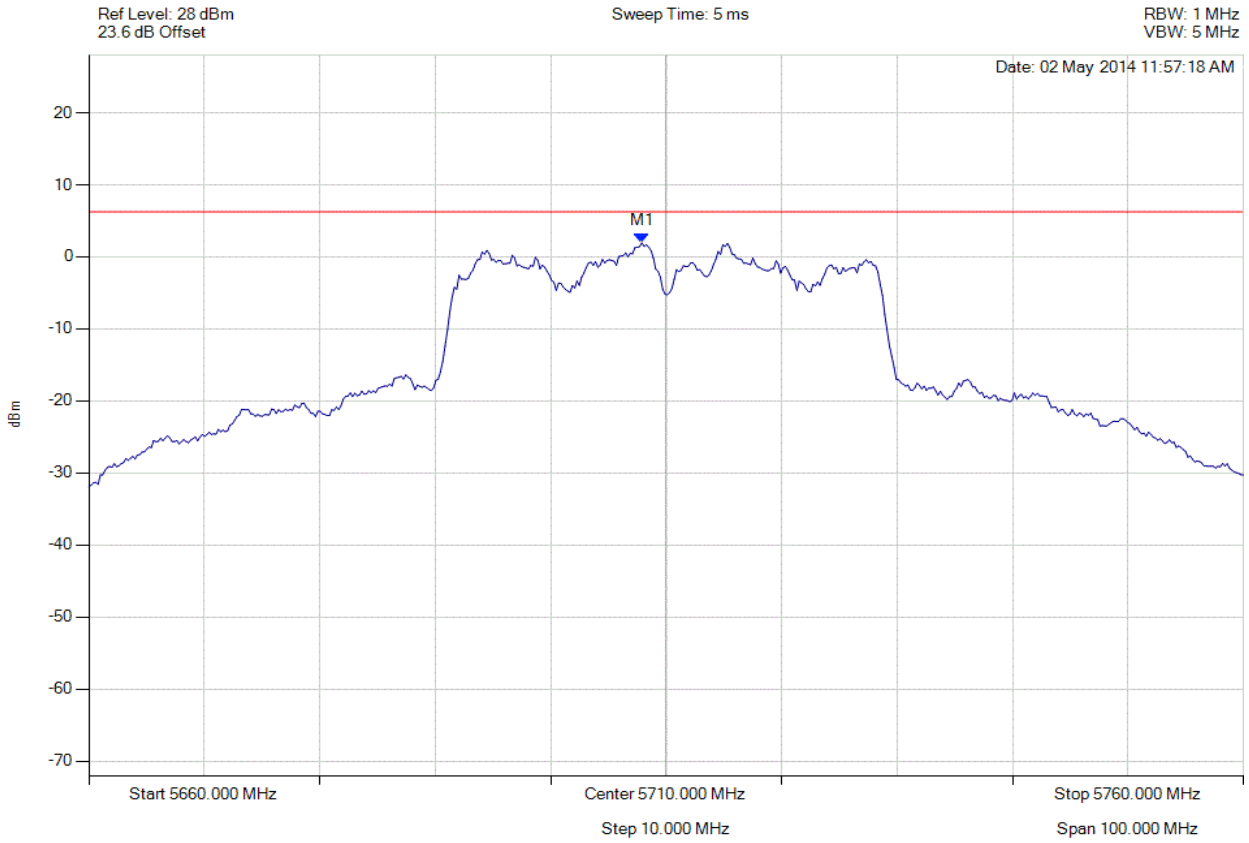

Analyser Setup	Marker : Frequency : Amplitude	Test Results
Detector = RMS Sweep Count = 100 RF Atten (dB) = 20 Trace Mode = VIEW	M1 : 5707.896 MHz : 1.935 dBm	Limit: ≤ 6.229 dBm Margin: -3.67 dB

Back to the Matrix

PEAK POWER SPECTRAL DENSITY

Variant: 802.11n HT-40, Channel: 5710.00 MHz, Chain b, Temp: Ambient, Voltage: 3.3 Vdc

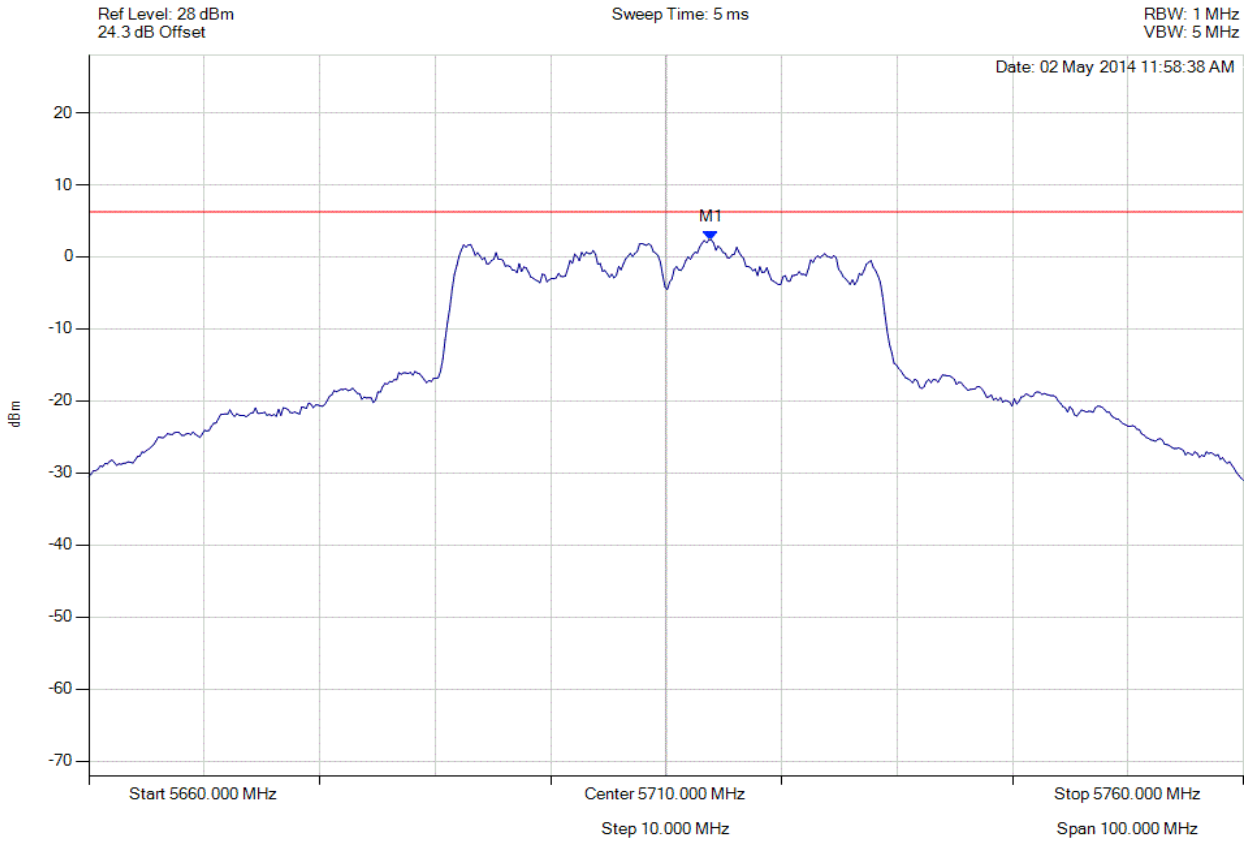

Analyser Setup	Marker : Frequency : Amplitude	Test Results
Detector = RMS Sweep Count = 100 RF Atten (dB) = 20 Trace Mode = VIEW	M1 : 5713.908 MHz : 2.378 dBm	Limit: ≤ 6.229 dBm Margin: -3.23 dB

Back to the Matrix

PEAK POWER SPECTRAL DENSITY

Variant: 802.11n HT-40, Channel: 5710.00 MHz, Chain c, Temp: Ambient, Voltage: 3.3 Vdc

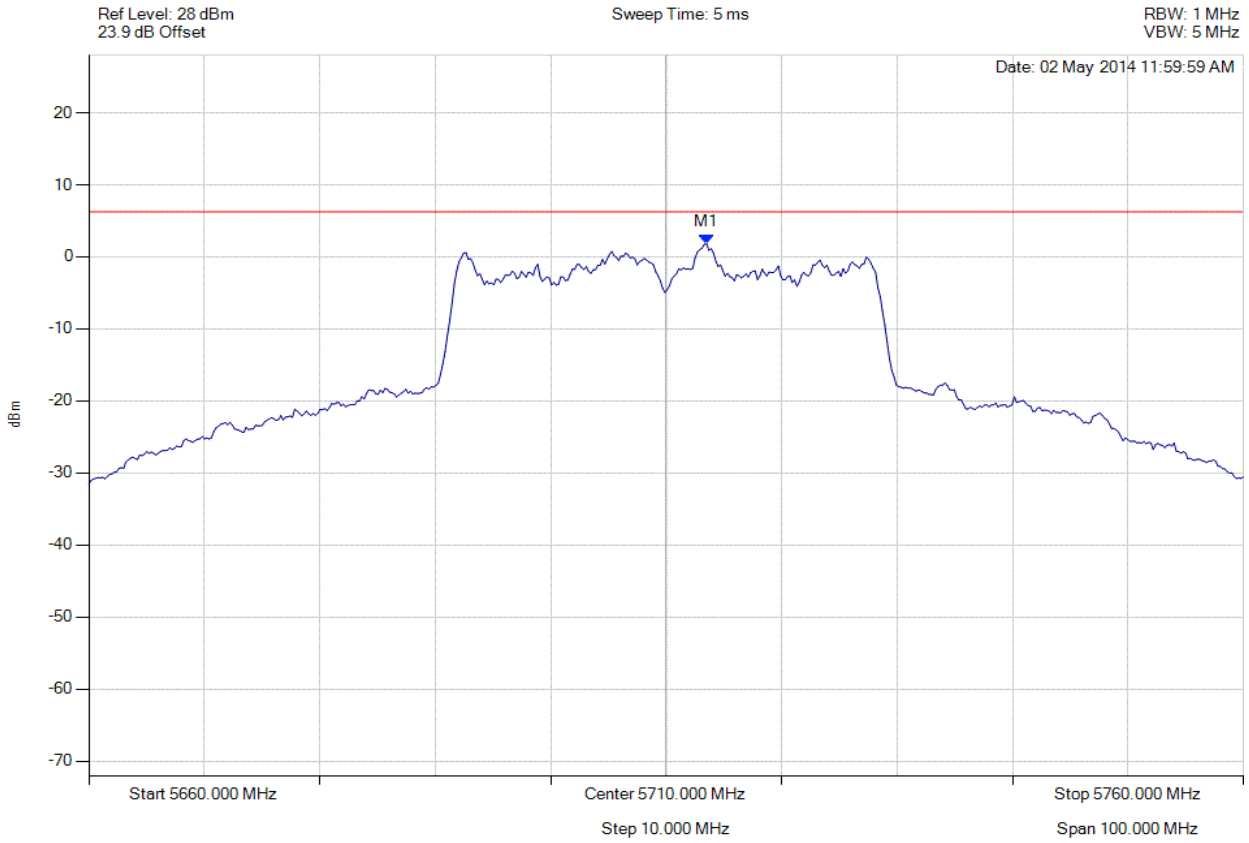

Analyser Setup	Marker : Frequency : Amplitude	Test Results
Detector = RMS Sweep Count = 100 RF Atten (dB) = 20 Trace Mode = VIEW	M1 : 5713.507 MHz : 1.814 dBm	Limit: ≤ 6.229 dBm Margin: -3.79 dB

Back to the Matrix

PEAK POWER SPECTRAL DENSITY

Variant: 802.11n HT-40, Channel: 5710.00 MHz, SUM, Temp: Ambient, Voltage: 3.3 Vdc

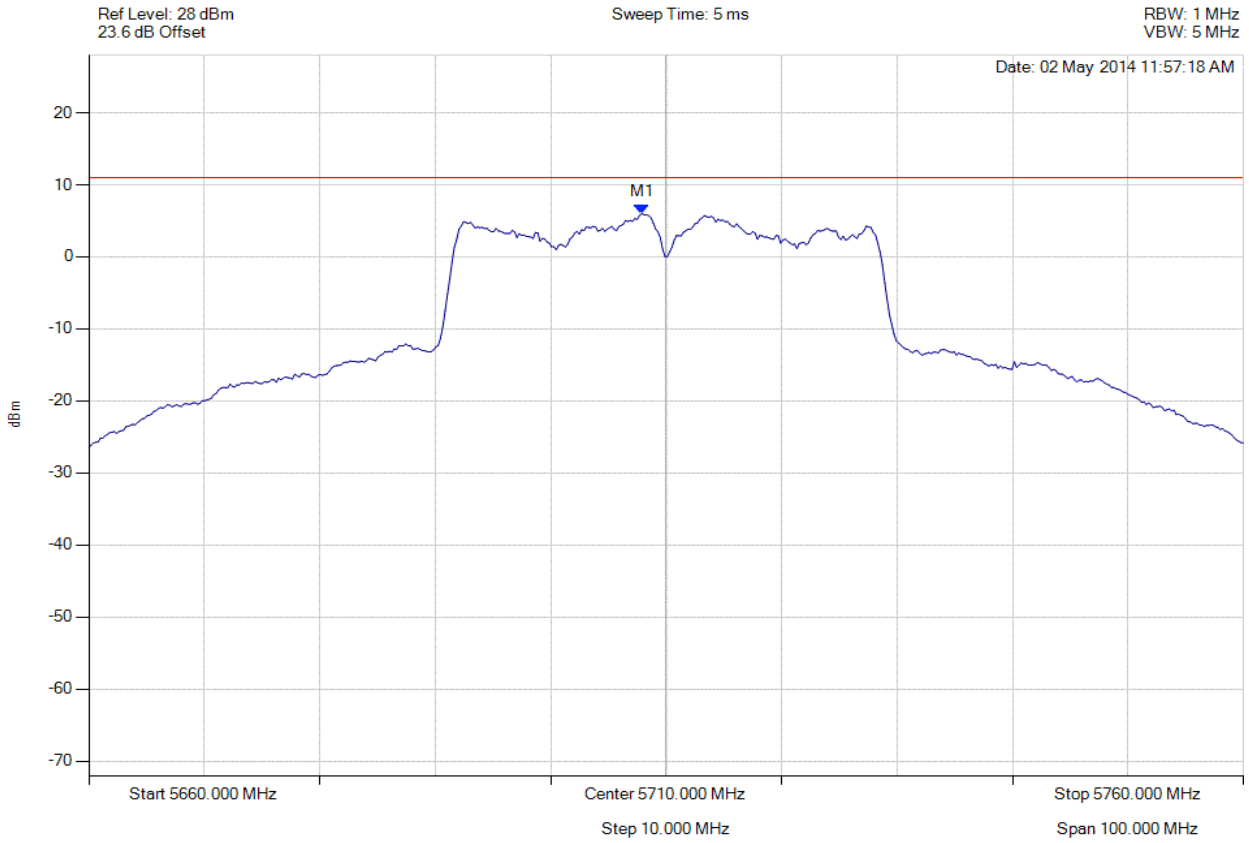

Analyser Setup	Marker : Frequency : Amplitude	Test Results
Detector = RMS Sweep Count = 100 RF Atten (dB) = 20 Trace Mode = VIEW	M1 : 5707.896 MHz : 6.004 dBm M1 + DCCF : 5707.896 MHz : 6.714 dBm Duty Cycle Correction Factor : +0.71 dB	Limit: ≤ 11.0 dBm Margin: -4.3 dB

Back to the Matrix

POWER SPECTRAL DENSITY

Variant: 802.11a, Channel: 5745.00 MHz, Chain a, Temp: Ambient, Voltage: 15 Vdc

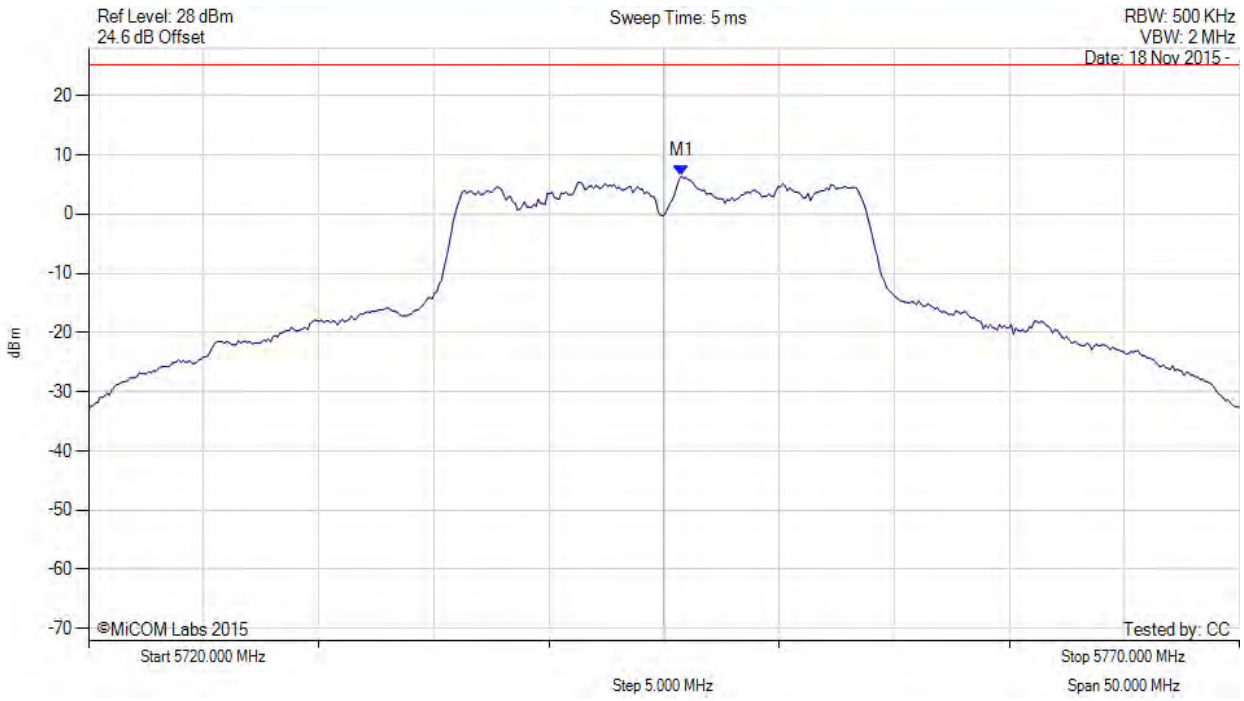

Analyser Setup	Marker:Frequency:Amplitude	Test Results
Detector = RMS Sweep Count = 100 RF Atten (dB) = 20 Trace Mode = VIEW	M1 : 5745.752 MHz : 6.409 dBm	Limit: ≤ 25.230 dBm

back to matrix

POWER SPECTRAL DENSITY

Variant: 802.11a, Channel: 5745.00 MHz, Chain b, Temp: Ambient, Voltage: 15 Vdc

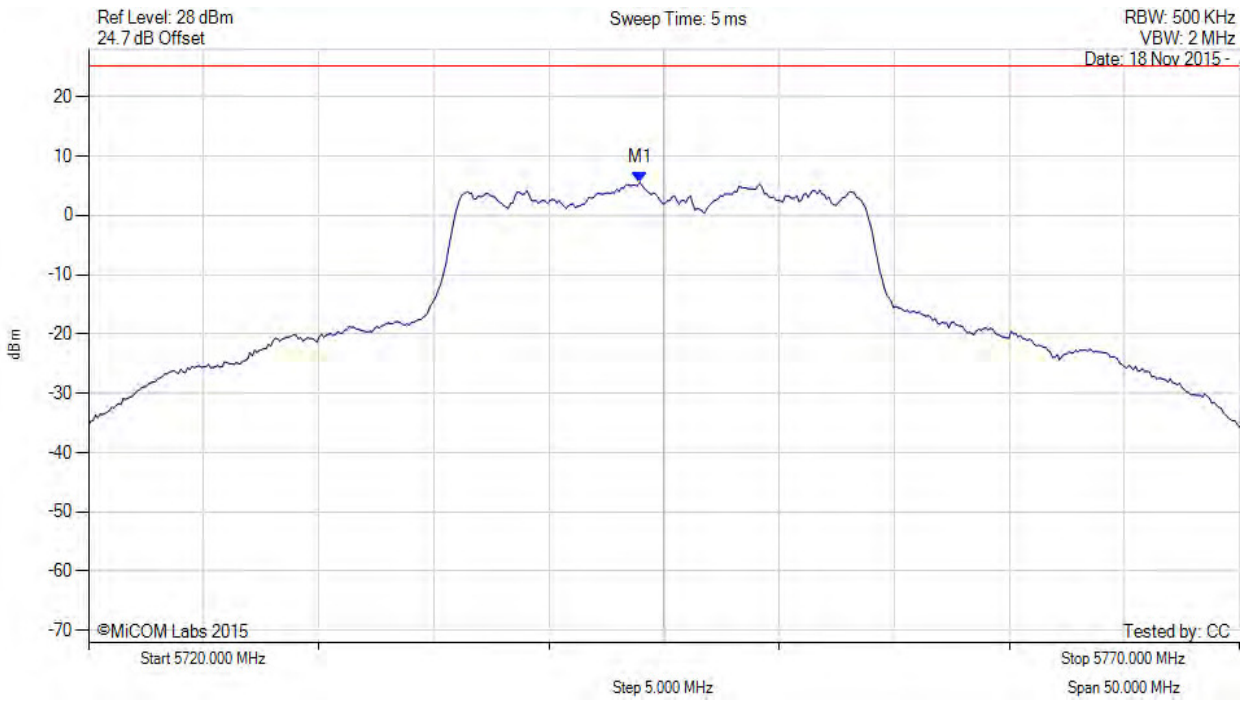

Analyser Setup	Marker:Frequency:Amplitude	Test Results
Detector = RMS Sweep Count = 100 RF Atten (dB) = 20 Trace Mode = VIEW	M1 : 5743.948 MHz : 5.565 dBm	Limit: ≤ 25.230 dBm

back to matrix

POWER SPECTRAL DENSITY

Variant: 802.11a, Channel: 5745.00 MHz, Chain c, Temp: Ambient, Voltage: 15 Vdc

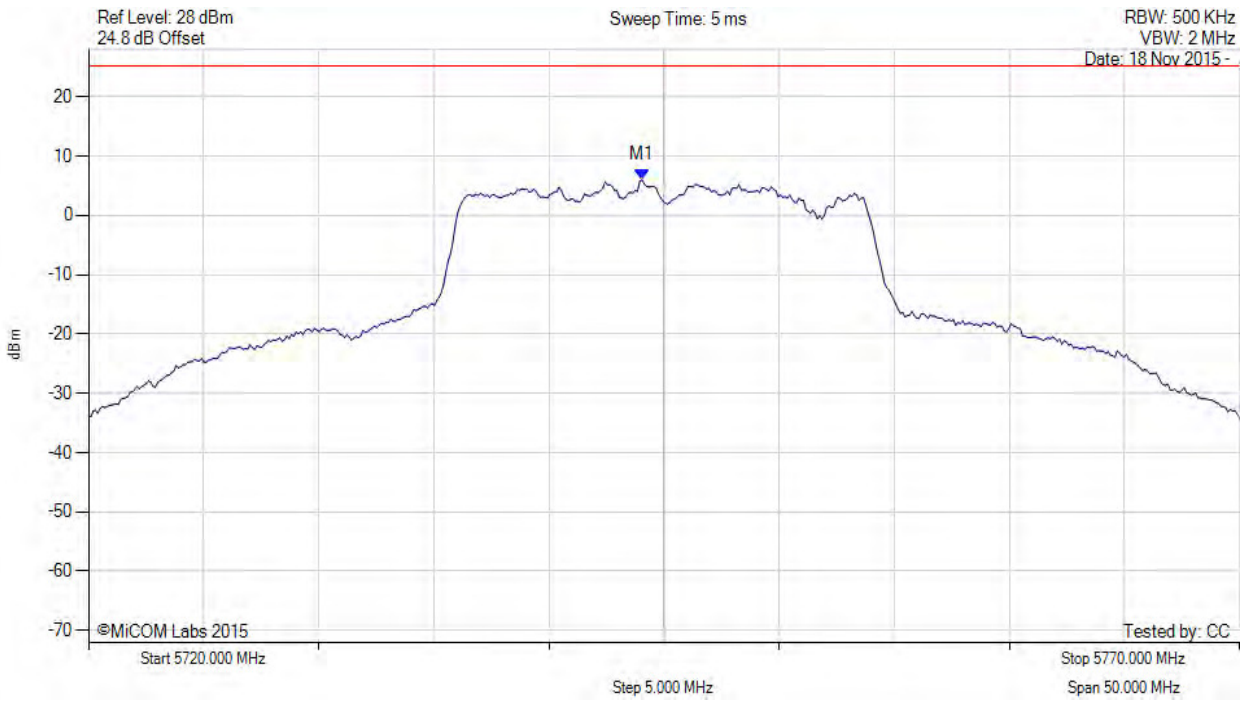

Analyser Setup	Marker:Frequency:Amplitude	Test Results
Detector = RMS Sweep Count = 100 RF Atten (dB) = 20 Trace Mode = VIEW	M1 : 5744.048 MHz : 5.978 dBm	Limit: ≤ 25.230 dBm

back to matrix

POWER SPECTRAL DENSITY

Variant: 802.11a, Channel: 5745.00 MHz, SUM, Temp: Ambient, Voltage: 15 Vdc

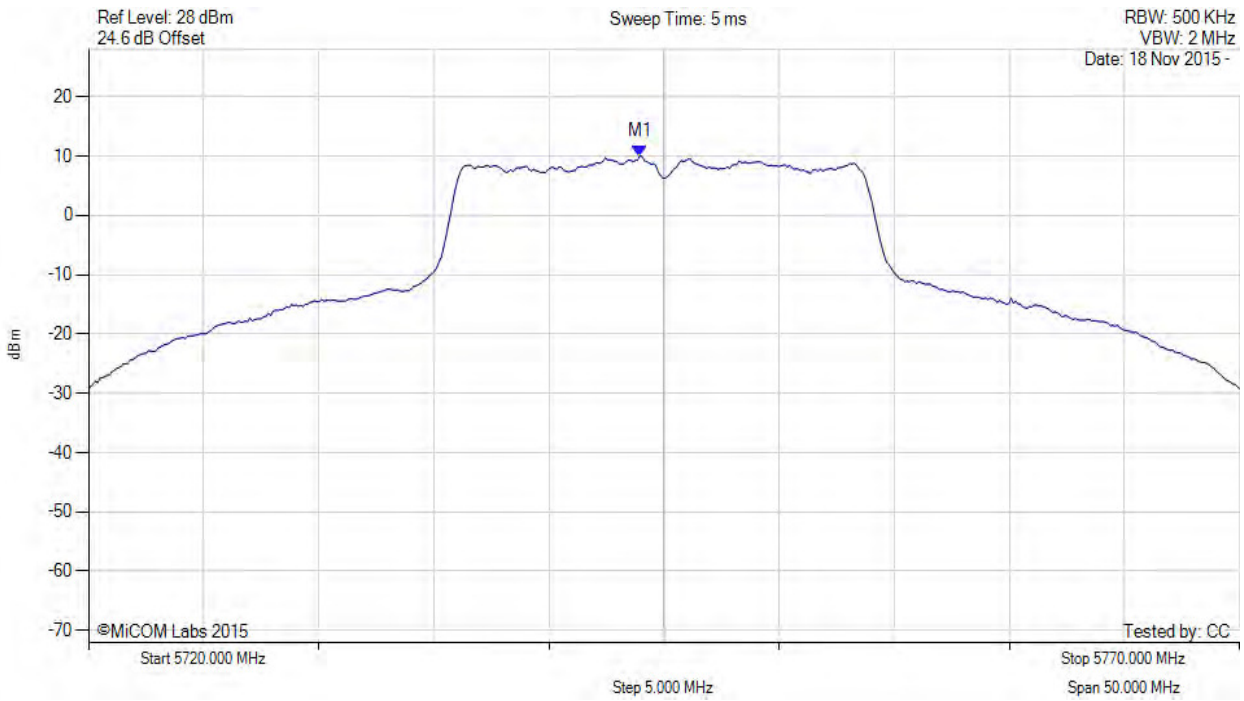

Analyser Setup	Marker:Frequency:Amplitude	Test Results
Detector = RMS Sweep Count = 100 RF Atten (dB) = 20 Trace Mode = VIEW	M1 : 5743.900 MHz : 10.008 dBm M1 + DCCF : 5743.900 MHz : 10.277 dBm Duty Cycle Correction Factor : +0.27 dB	Limit: ≤ 30.0 dBm Margin: -19.7 dB

back to matrix

POWER SPECTRAL DENSITY

Variant: 802.11a, Channel: 5785.00 MHz, Chain a, Temp: Ambient, Voltage: 15 Vdc

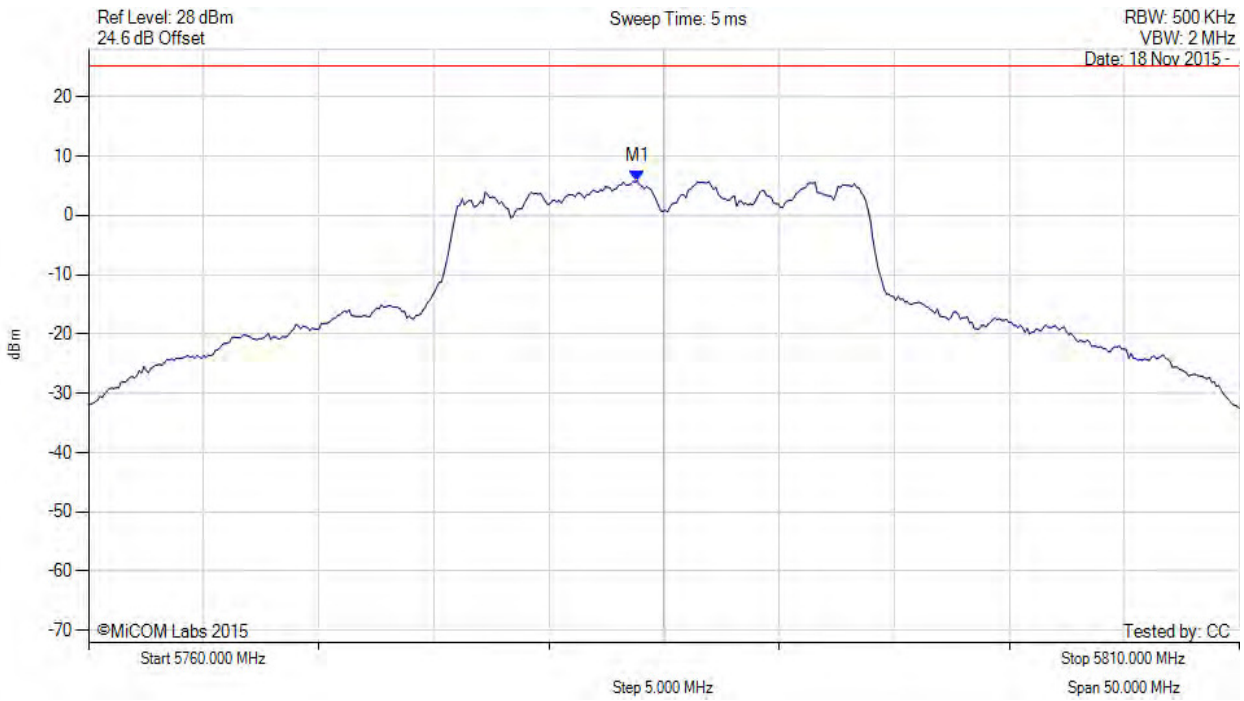

Analyser Setup	Marker:Frequency:Amplitude	Test Results
Detector = RMS Sweep Count = 100 RF Atten (dB) = 20 Trace Mode = VIEW	M1 : 5783.848 MHz : 5.804 dBm	Limit: ≤ 25.230 dBm

back to matrix

POWER SPECTRAL DENSITY

Variant: 802.11a, Channel: 5785.00 MHz, Chain b, Temp: Ambient, Voltage: 15 Vdc

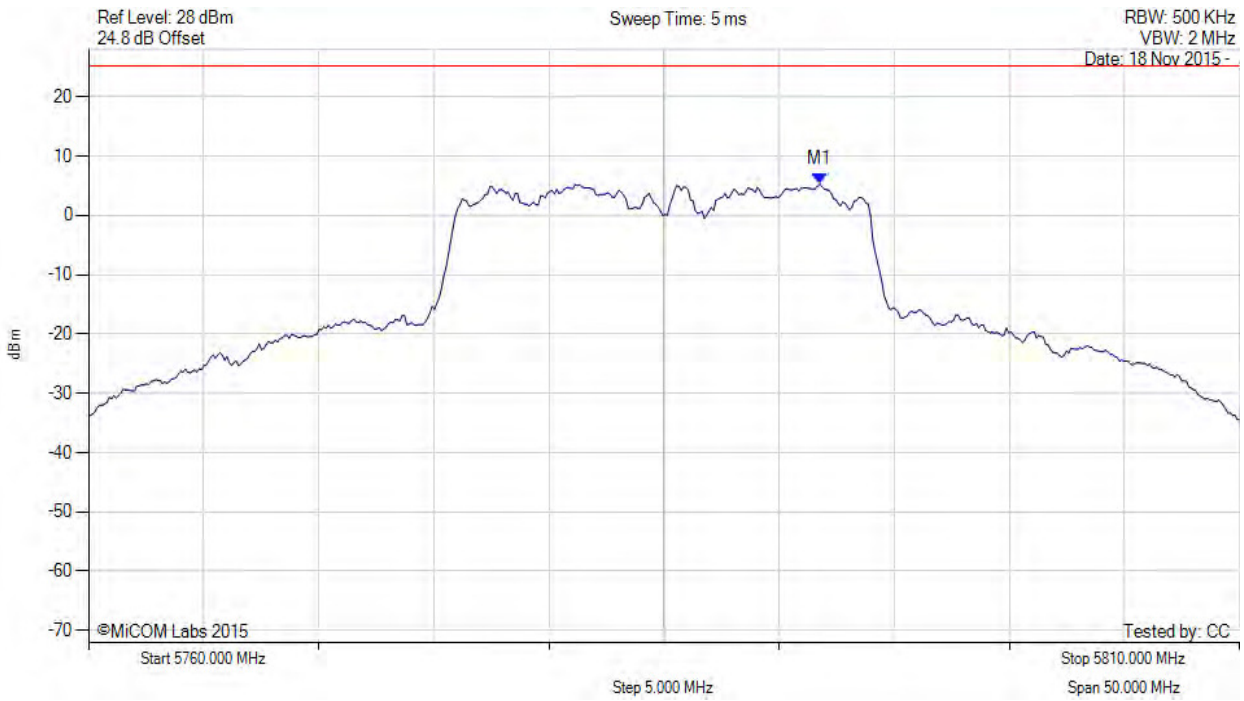

Analyser Setup	Marker:Frequency:Amplitude	Test Results
Detector = RMS Sweep Count = 100 RF Atten (dB) = 20 Trace Mode = VIEW	M1 : 5791.764 MHz : 5.340 dBm	Channel Frequency: 5785.00 MHz

back to matrix

POWER SPECTRAL DENSITY

Variant: 802.11a, Channel: 5785.00 MHz, Chain c, Temp: Ambient, Voltage: 15 Vdc

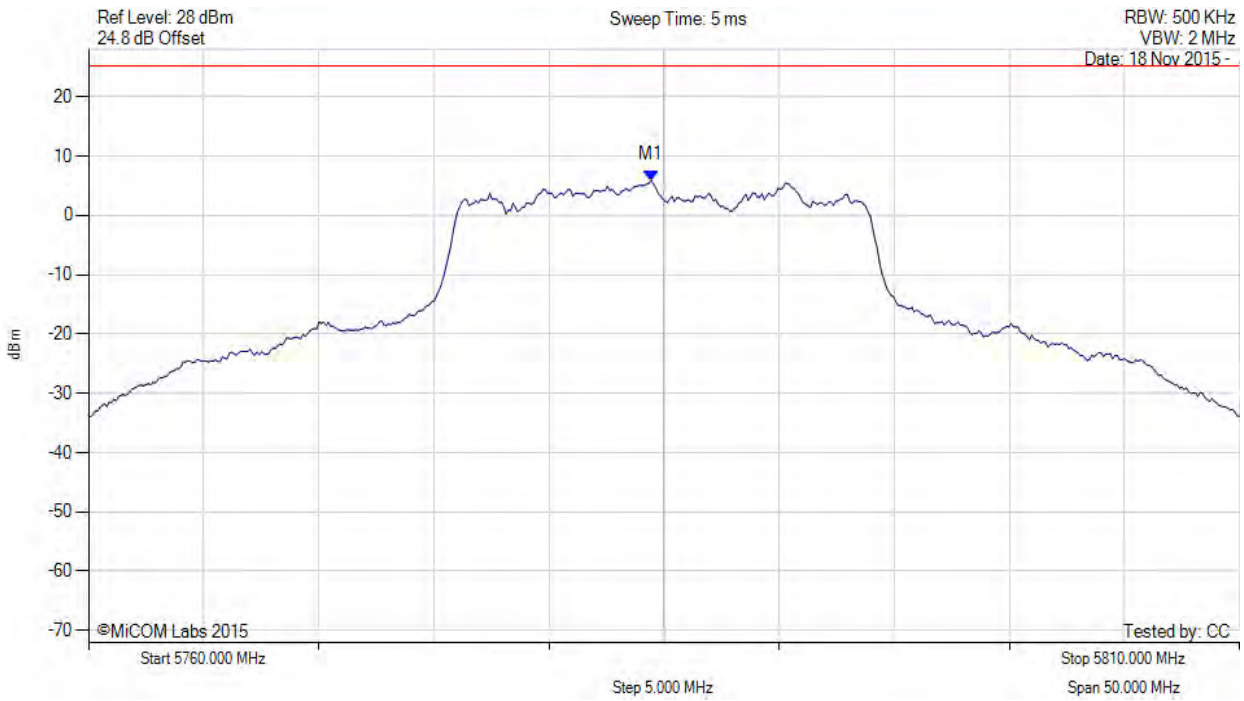

Analyser Setup	Marker:Frequency:Amplitude	Test Results
Detector = RMS Sweep Count = 100 RF Atten (dB) = 20 Trace Mode = VIEW	M1 : 5784.449 MHz : 5.895 dBm	Limit: ≤ 25.230 dBm

back to matrix

POWER SPECTRAL DENSITY

Variant: 802.11a, Channel: 5785.00 MHz, SUM, Temp: Ambient, Voltage: 15 Vdc

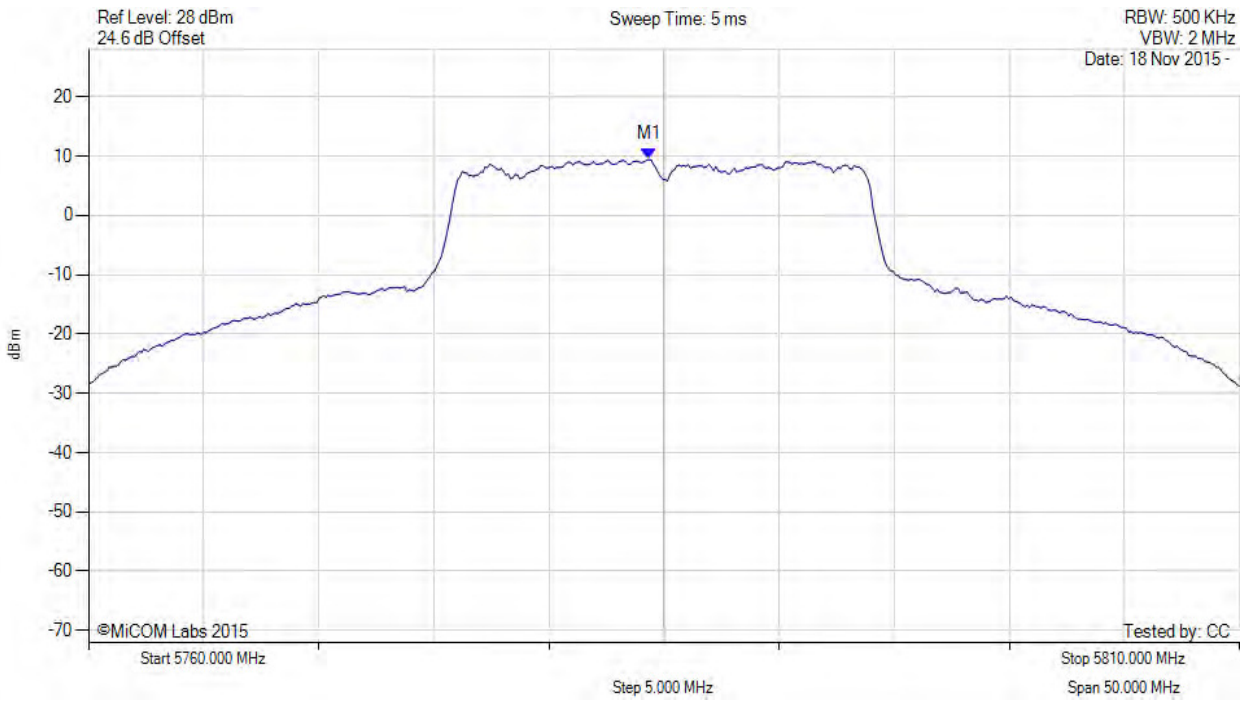

Analyser Setup	Marker:Frequency:Amplitude	Test Results
Detector = RMS Sweep Count = 100 RF Atten (dB) = 20 Trace Mode = VIEW	M1 : 5784.300 MHz : 9.419 dBm M1 + DCCF : 5784.300 MHz : 9.688 dBm Duty Cycle Correction Factor : +0.27 dB	Limit: ≤ 30.0 dBm Margin: -20.3 dB

back to matrix

POWER SPECTRAL DENSITY

Variant: 802.11a, Channel: 5825.00 MHz, Chain a, Temp: Ambient, Voltage: 15 Vdc

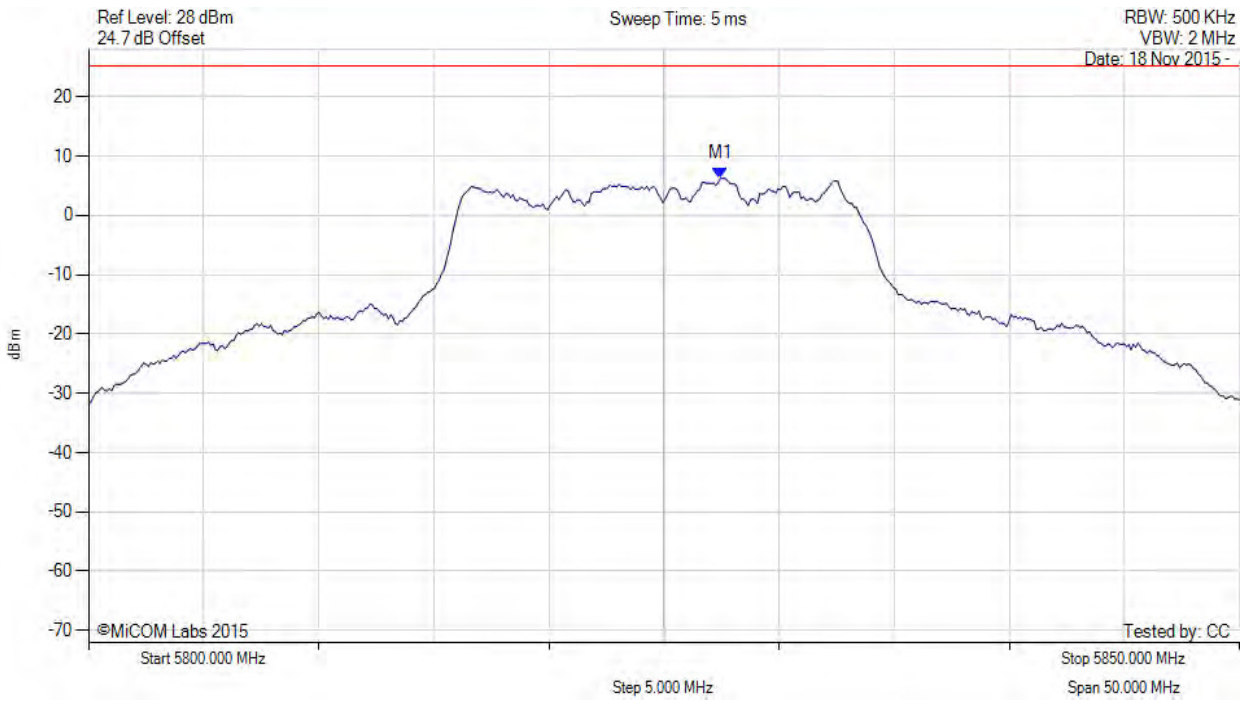

Analyser Setup	Marker:Frequency:Amplitude	Test Results
Detector = RMS Sweep Count = 100 RF Atten (dB) = 20 Trace Mode = VIEW	M1 : 5827.455 MHz : 6.258 dBm	Limit: ≤ 25.230 dBm

back to matrix

POWER SPECTRAL DENSITY

Variant: 802.11a, Channel: 5825.00 MHz, Chain b, Temp: Ambient, Voltage: 15 Vdc

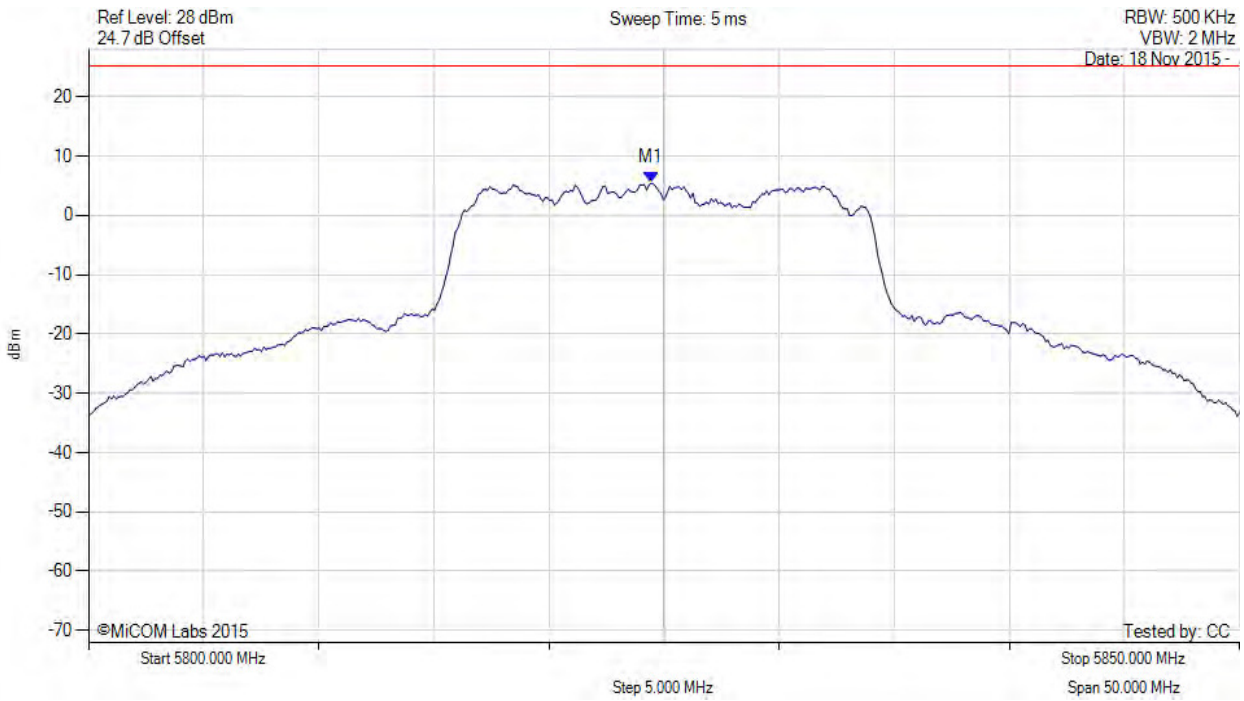

Analyser Setup	Marker:Frequency:Amplitude	Test Results
Detector = RMS Sweep Count = 100 RF Atten (dB) = 20 Trace Mode = VIEW	M1 : 5824.449 MHz : 5.460 dBm	Limit: ≤ 25.230 dBm

back to matrix

POWER SPECTRAL DENSITY

Variant: 802.11a, Channel: 5825.00 MHz, Chain c, Temp: Ambient, Voltage: 15 Vdc

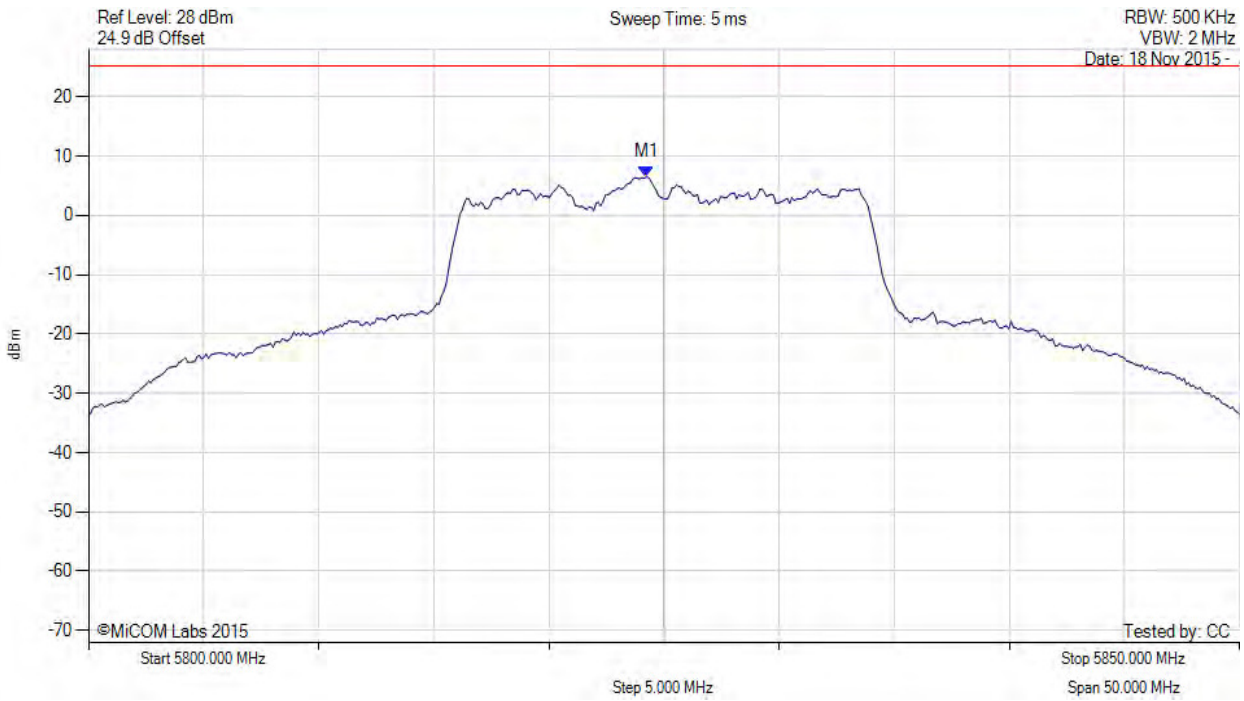

Analyser Setup	Marker:Frequency:Amplitude	Test Results
Detector = RMS Sweep Count = 100 RF Atten (dB) = 20 Trace Mode = VIEW	M1 : 5824.248 MHz : 6.468 dBm	Limit: ≤ 25.230 dBm

back to matrix

POWER SPECTRAL DENSITY

Variant: 802.11a, Channel: 5825.00 MHz, SUM, Temp: Ambient, Voltage: 15 Vdc

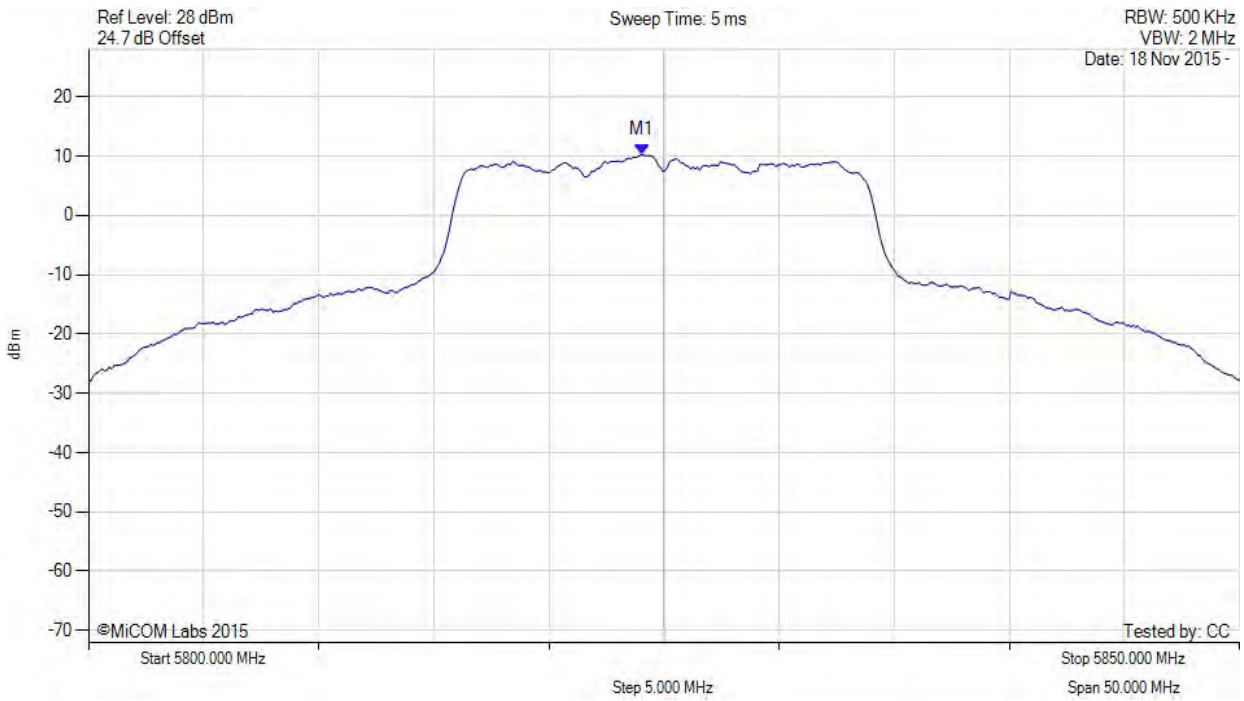

Analyser Setup	Marker:Frequency:Amplitude	Test Results
Detector = RMS Sweep Count = 100 RF Atten (dB) = 20 Trace Mode = VIEW	M1 : 5824.000 MHz : 10.258 dBm M1 + DCCF : 5824.000 MHz : 10.527 dBm Duty Cycle Correction Factor : +0.27 dB	Limit: ≤ 30.0 dBm Margin: -19.4 dB

back to matrix

POWER SPECTRAL DENSITY

Variant: 802.11ac-80, Channel: 5775.00 MHz, Chain a, Temp: Ambient, Voltage: 15 Vdc

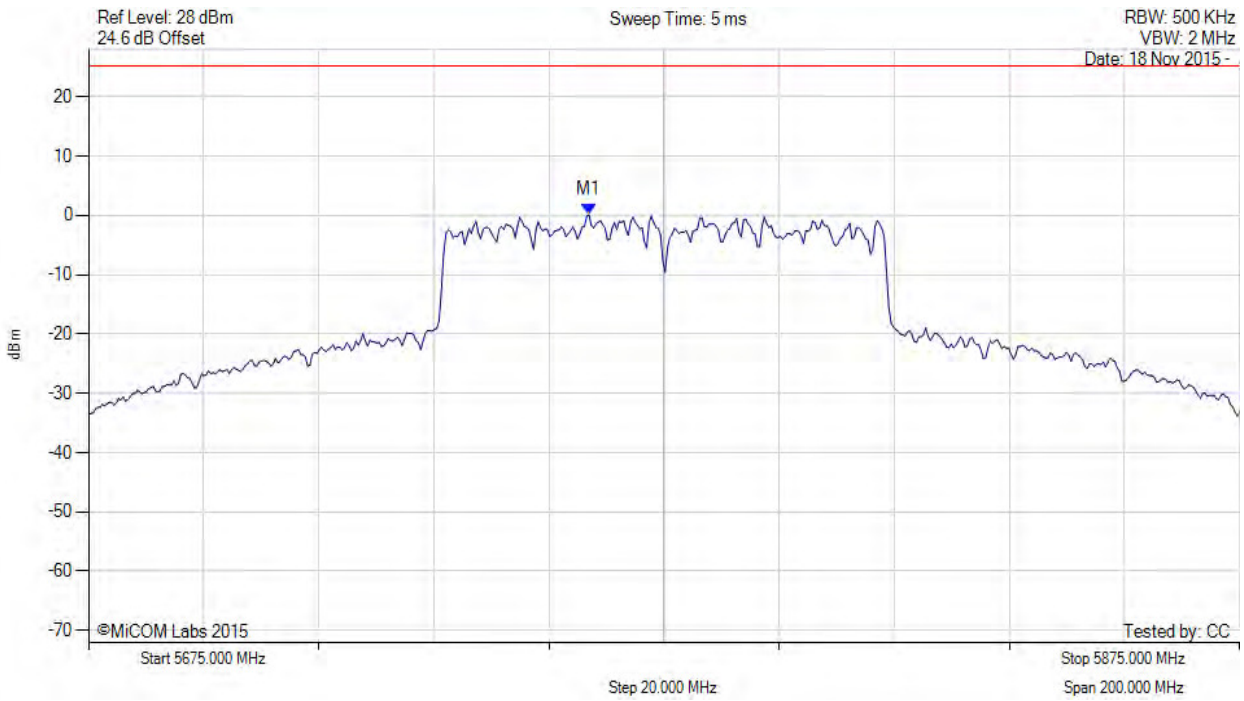

Analyser Setup	Marker:Frequency:Amplitude	Test Results
Detector = RMS Sweep Count = 100 RF Atten (dB) = 20 Trace Mode = VIEW	M1 : 5761.974 MHz : 0.097 dBm	Limit: ≤ 25.230 dBm

back to matrix

POWER SPECTRAL DENSITY

Variant: 802.11ac-80, Channel: 5775.00 MHz, Chain b, Temp: Ambient, Voltage: 15 Vdc

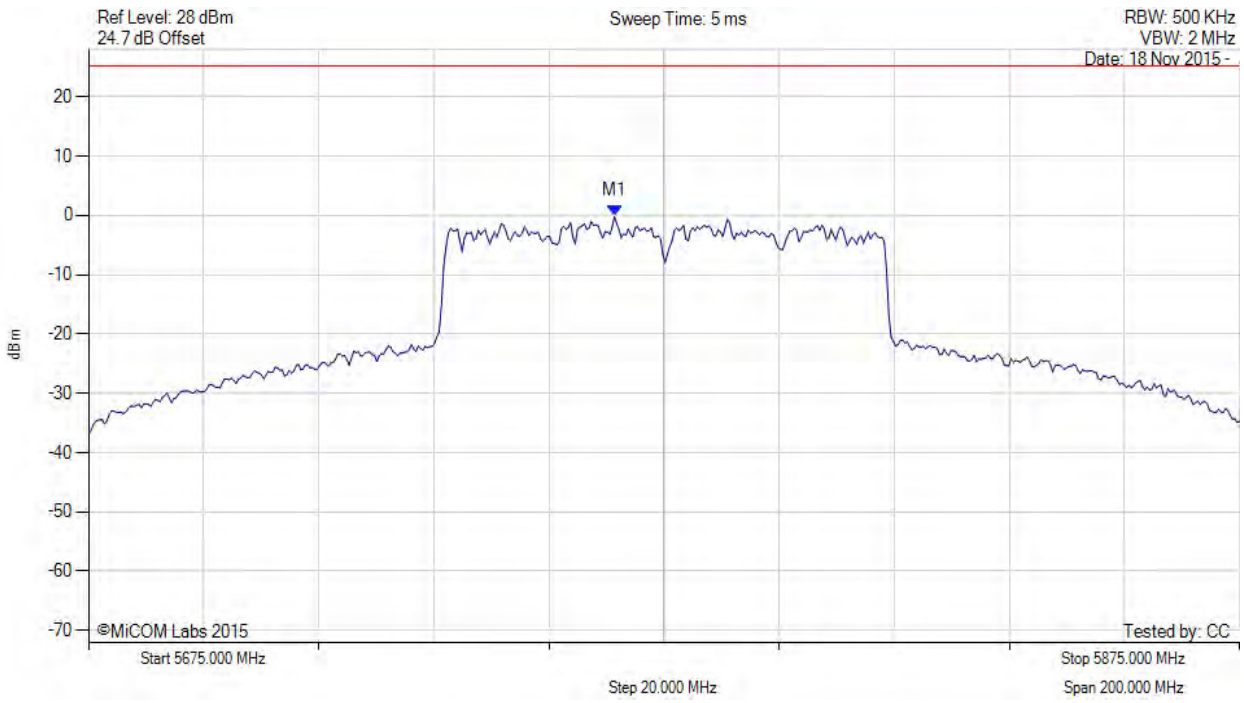

Analyser Setup	Marker:Frequency:Amplitude	Test Results
Detector = RMS Sweep Count = 100 RF Atten (dB) = 20 Trace Mode = VIEW	M1 : 5766.383 MHz : -0.166 dBm	Limit: ≤ 25.230 dBm

back to matrix

POWER SPECTRAL DENSITY

Variant: 802.11ac-80, Channel: 5775.00 MHz, Chain c, Temp: Ambient, Voltage: 15 Vdc

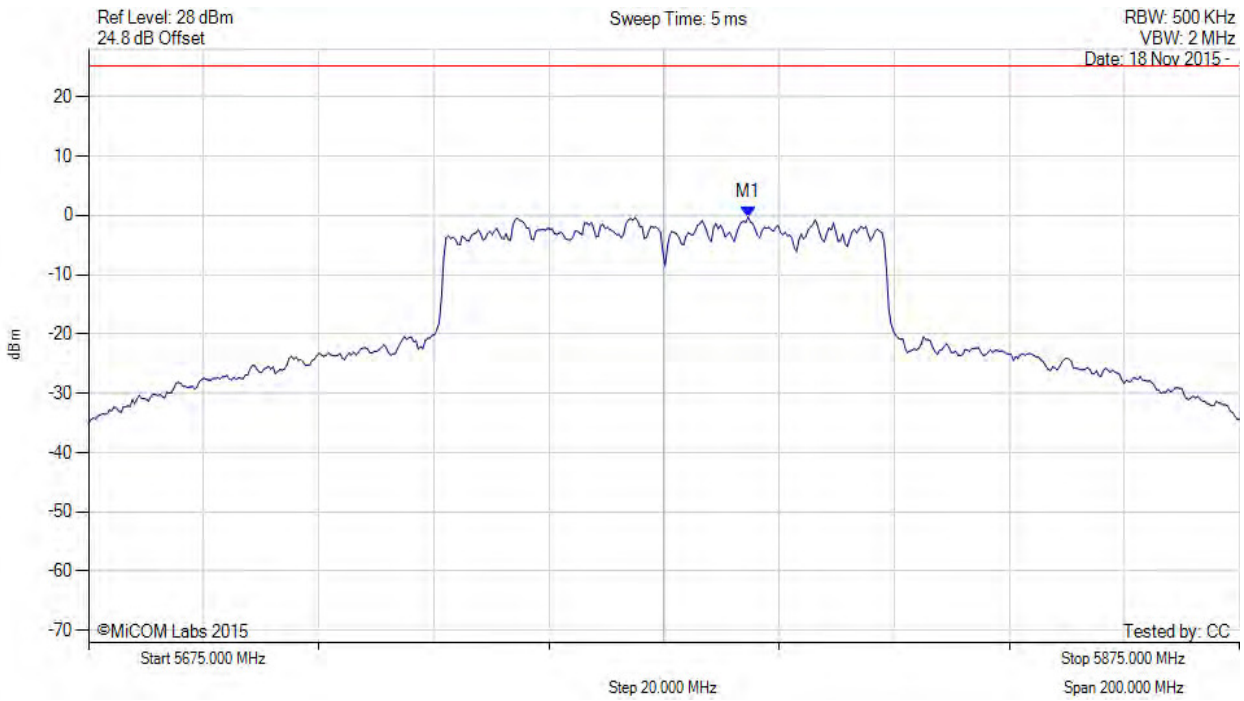

Analyser Setup	Marker:Frequency:Amplitude	Test Results
Detector = RMS Sweep Count = 100 RF Atten (dB) = 20 Trace Mode = VIEW	M1 : 5789.629 MHz : -0.274 dBm	Limit: ≤ 25.230 dBm

back to matrix

POWER SPECTRAL DENSITY

Variant: 802.11ac-80, Channel: 5775.00 MHz, SUM, Temp: Ambient, Voltage: 15 Vdc

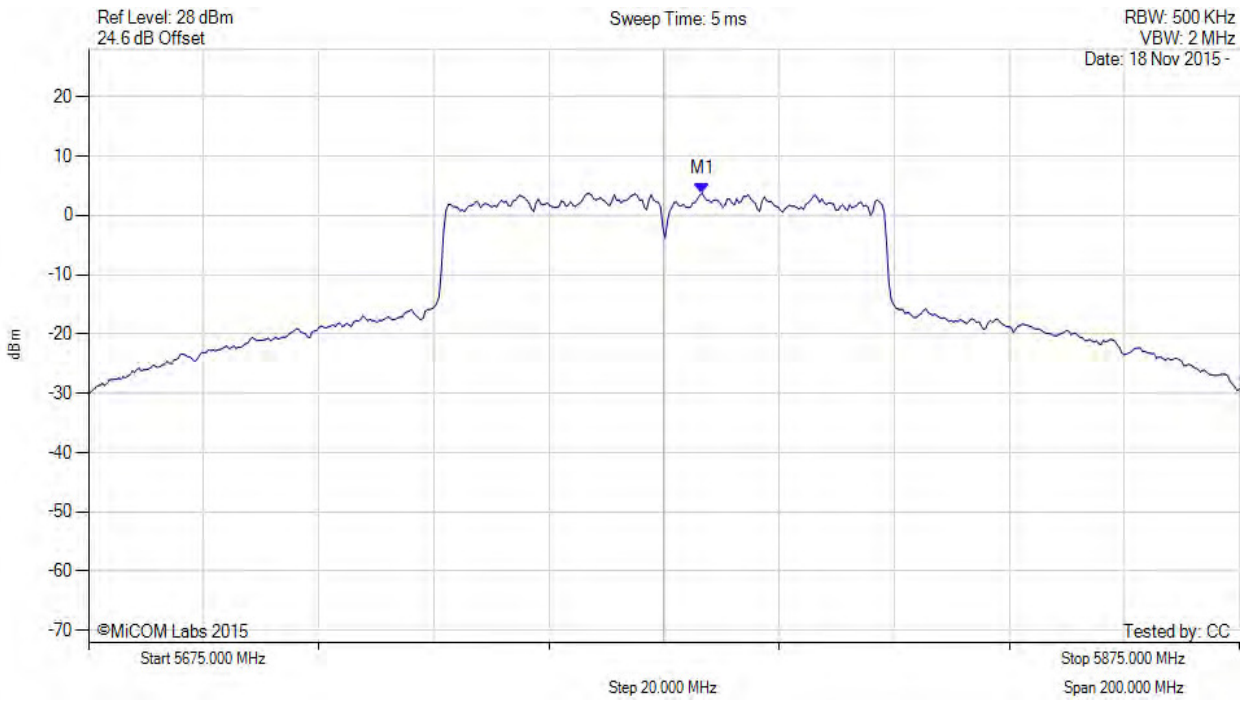

Analyser Setup	Marker:Frequency:Amplitude	Test Results
Detector = RMS Sweep Count = 100 RF Atten (dB) = 20 Trace Mode = VIEW	M1 : 5781.600 MHz : 3.734 dBm M1 + DCCF : 5781.600 MHz : 4.440 dBm Duty Cycle Correction Factor : +0.71 dB	Limit: ≤ 30.0 dBm Margin: -25.5 dB

back to matrix

POWER SPECTRAL DENSITY

Variant: 802.11n HT-20, Channel: 5745.00 MHz, Chain a, Temp: Ambient, Voltage: 15 Vdc

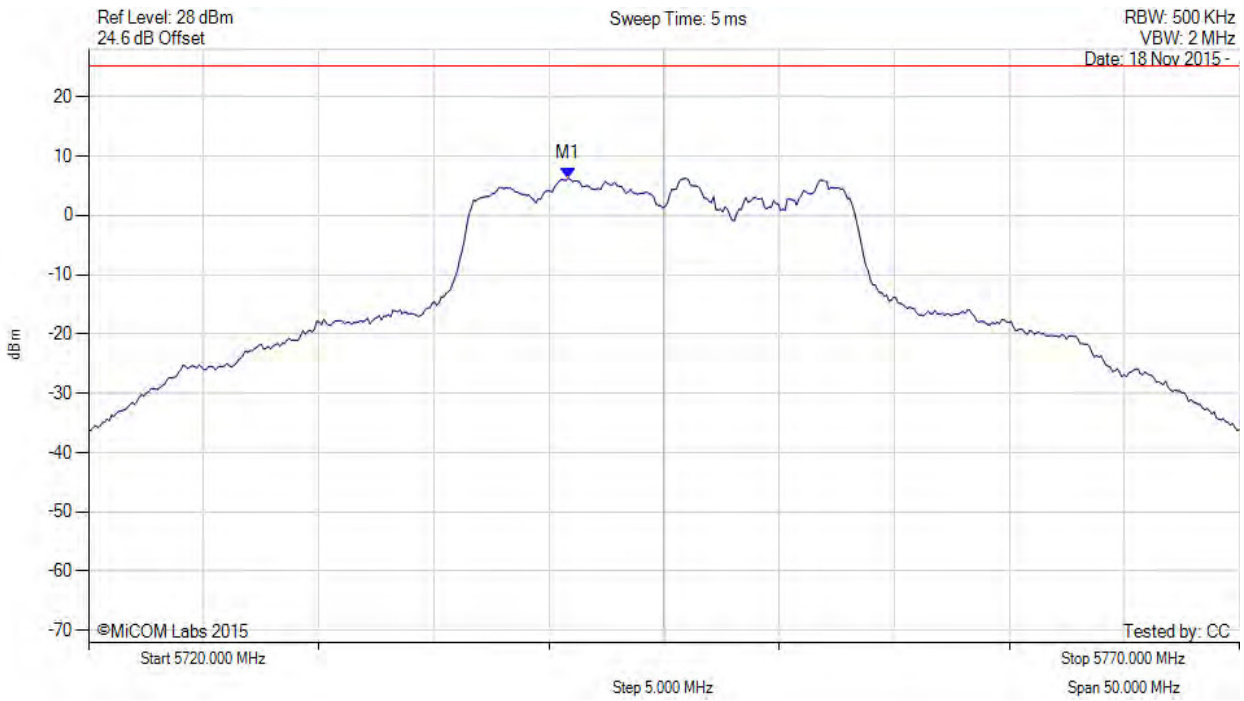

Analyser Setup	Marker:Frequency:Amplitude	Test Results
Detector = RMS Sweep Count = 100 RF Atten (dB) = 20 Trace Mode = VIEW	M1 : 5740.842 MHz : 6.250 dBm	Limit: ≤ 25.230 dBm

back to matrix

POWER SPECTRAL DENSITY

Variant: 802.11n HT-20, Channel: 5745.00 MHz, Chain b, Temp: Ambient, Voltage: 15 Vdc

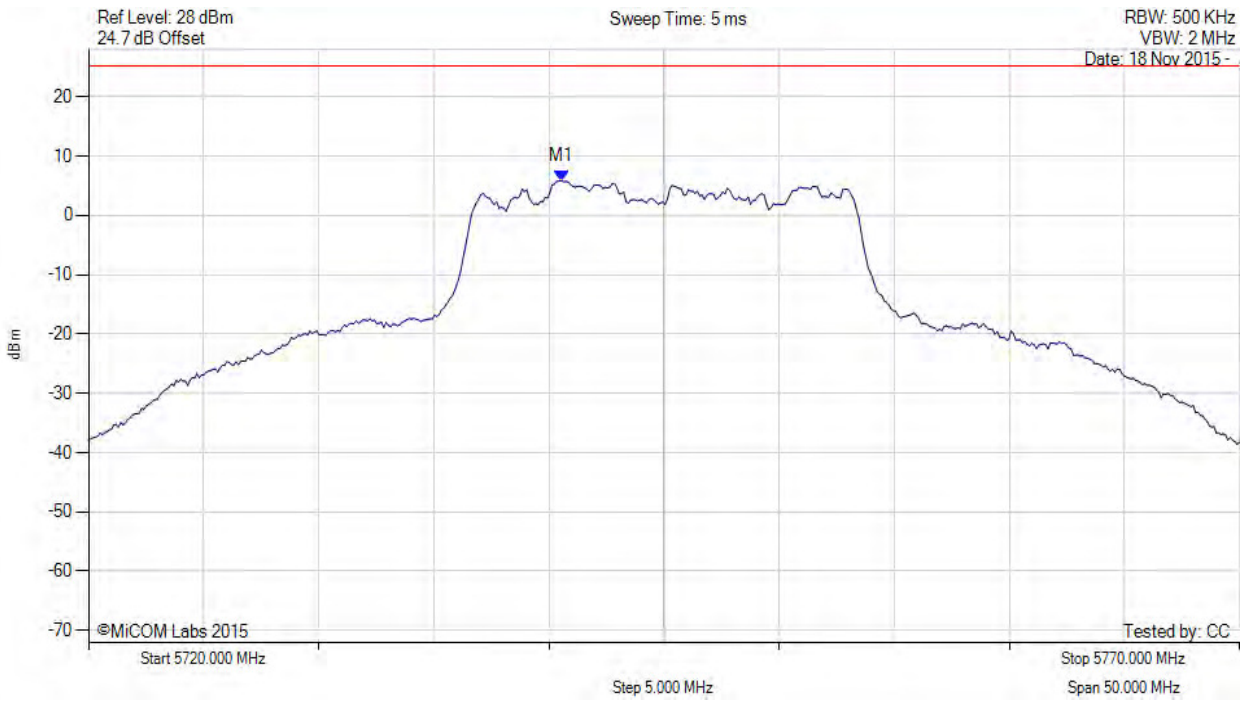

Analyser Setup	Marker:Frequency:Amplitude	Test Results
Detector = RMS Sweep Count = 100 RF Atten (dB) = 20 Trace Mode = VIEW	M1 : 5740.541 MHz : 5.865 dBm	Limit: ≤ 25.230 dBm

back to matrix

POWER SPECTRAL DENSITY

Variant: 802.11n HT-20, Channel: 5745.00 MHz, Chain c, Temp: Ambient, Voltage: 15 Vdc

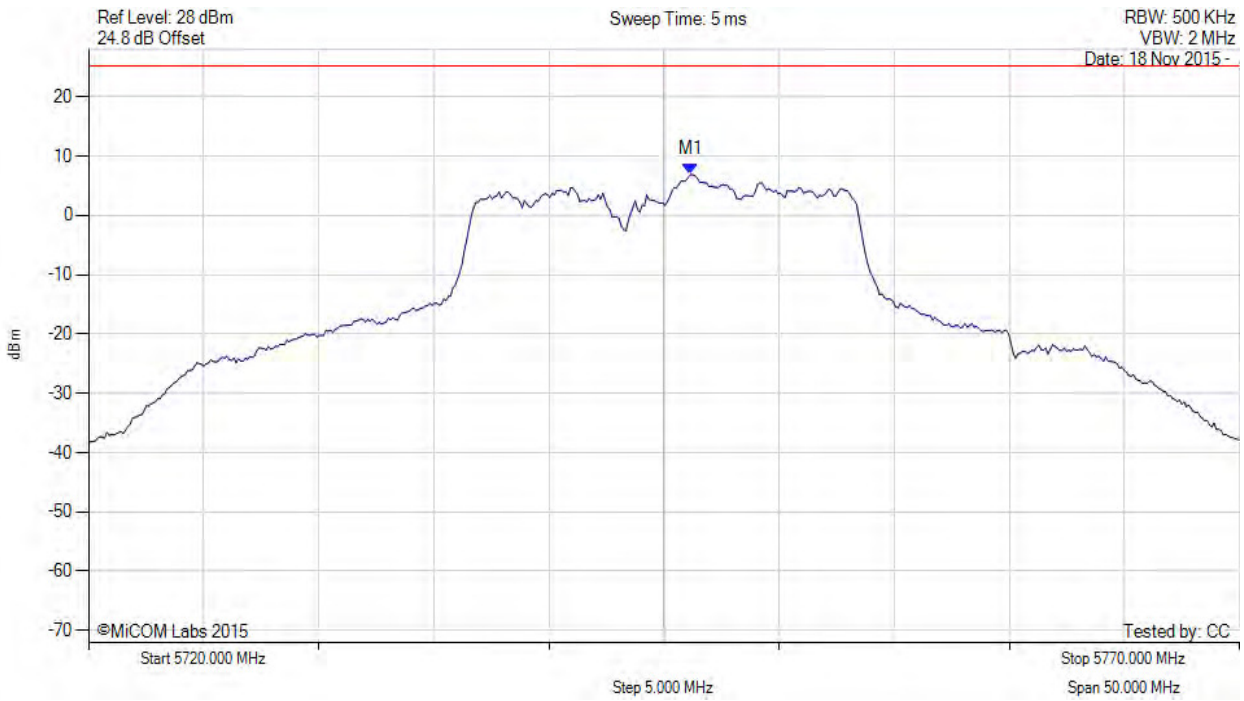

Analyser Setup	Marker:Frequency:Amplitude	Test Results
Detector = RMS Sweep Count = 100 RF Atten (dB) = 20 Trace Mode = VIEW	M1 : 5746.152 MHz : 6.873 dBm	Limit: ≤ 25.230 dBm

back to matrix

POWER SPECTRAL DENSITY

Variant: 802.11n HT-20, Channel: 5745.00 MHz, SUM, Temp: Ambient, Voltage: 15 Vdc

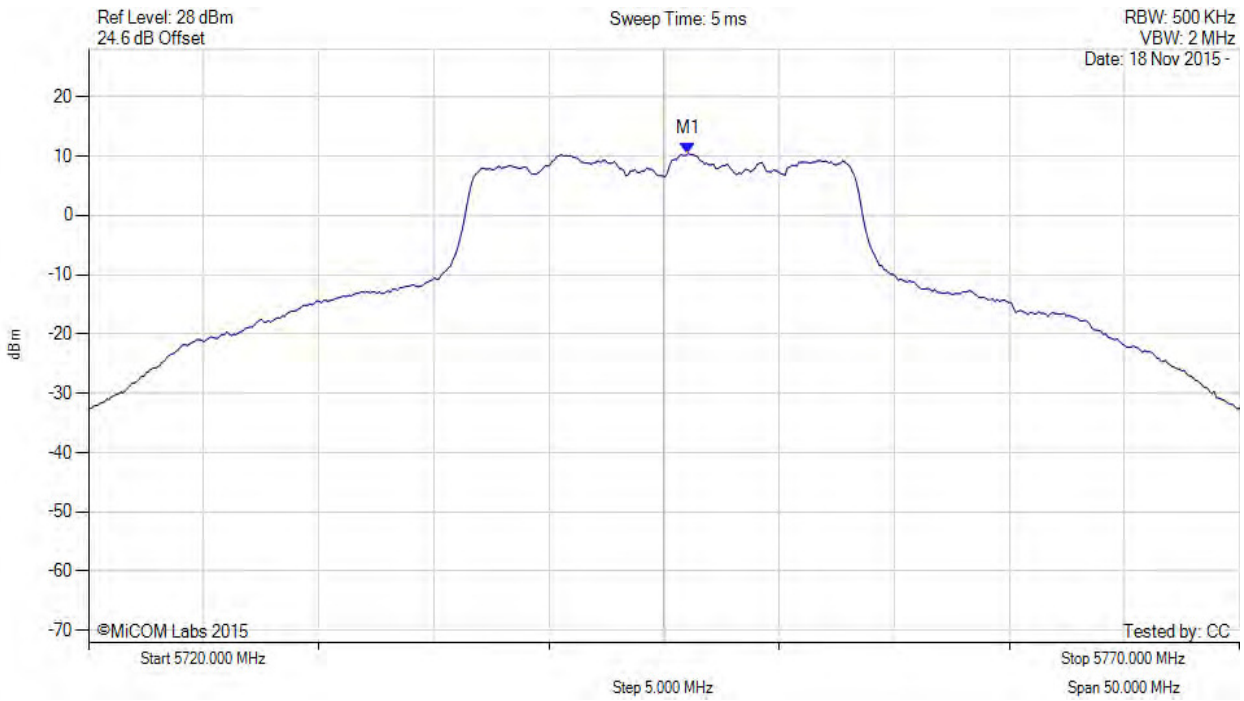

Analyser Setup	Marker:Frequency:Amplitude	Test Results
Detector = RMS Sweep Count = 100 RF Atten (dB) = 20 Trace Mode = VIEW	M1 : 5746.100 MHz : 10.452 dBm M1 + DCCF : 5746.100 MHz : 10.721 dBm Duty Cycle Correction Factor : +0.27 dB	Limit: ≤ 30.0 dBm Margin: -19.3 dB

back to matrix

POWER SPECTRAL DENSITY

Variant: 802.11n HT-20, Channel: 5785.00 MHz, Chain a, Temp: Ambient, Voltage: 15 Vdc

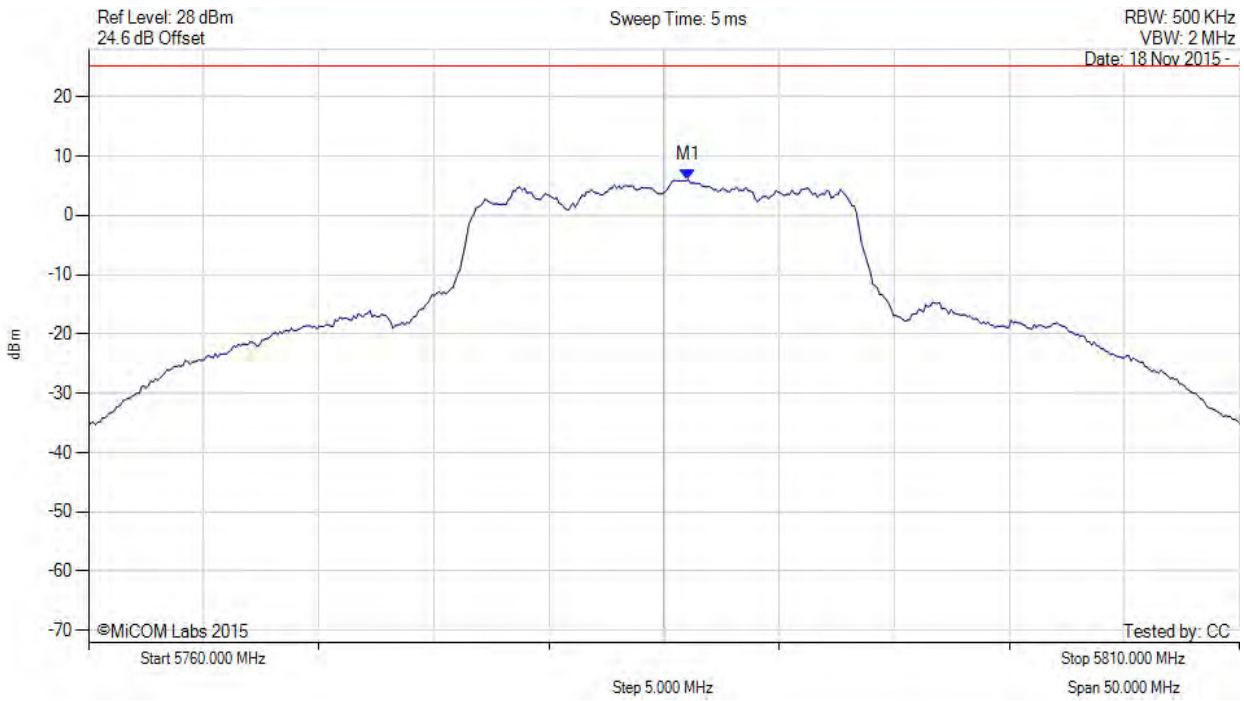

Analyser Setup	Marker:Frequency:Amplitude	Test Results
Detector = RMS Sweep Count = 100 RF Atten (dB) = 20 Trace Mode = VIEW	M1 : 5786.052 MHz : 6.004 dBm	Limit: ≤ 25.230 dBm

back to matrix

POWER SPECTRAL DENSITY

Variant: 802.11n HT-20, Channel: 5785.00 MHz, Chain b, Temp: Ambient, Voltage: 15 Vdc

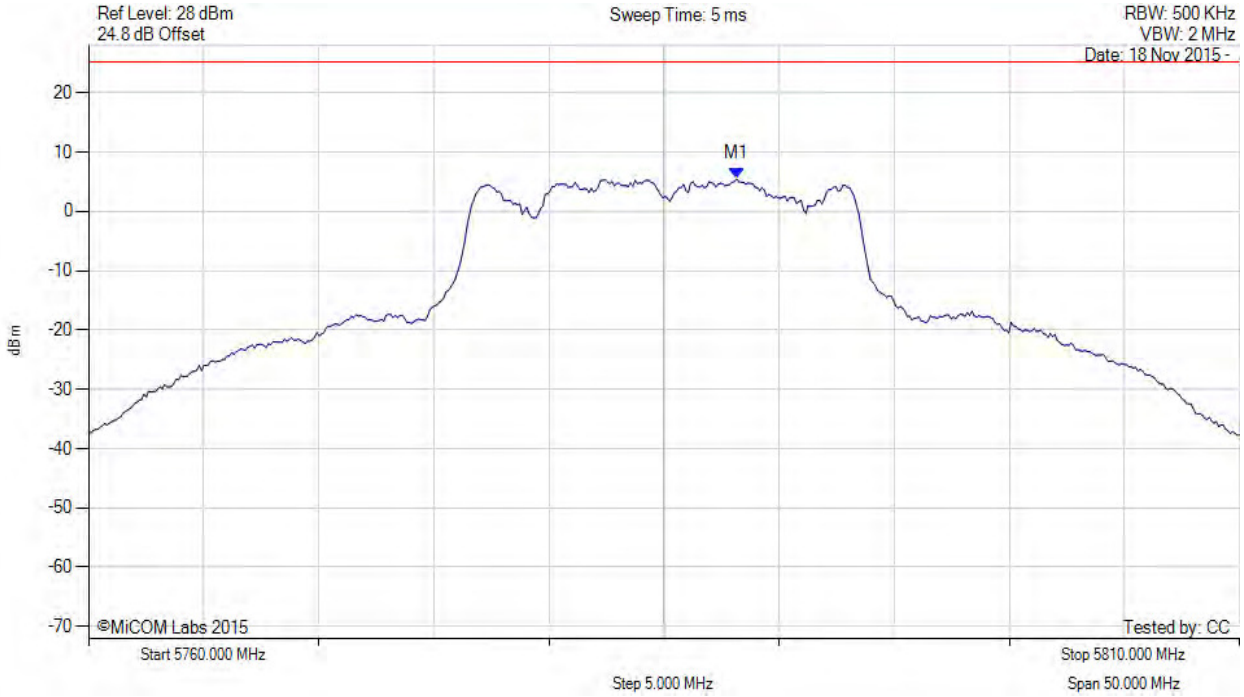

Analyser Setup	Marker:Frequency:Amplitude	Test Results
Detector = RMS Sweep Count = 100 RF Atten (dB) = 20 Trace Mode = VIEW	M1 : 5788.156 MHz : 5.466 dBm	Channel Frequency: 5785.00 MHz

back to matrix

POWER SPECTRAL DENSITY

Variant: 802.11n HT-20, Channel: 5785.00 MHz, Chain c, Temp: Ambient, Voltage: 15 Vdc

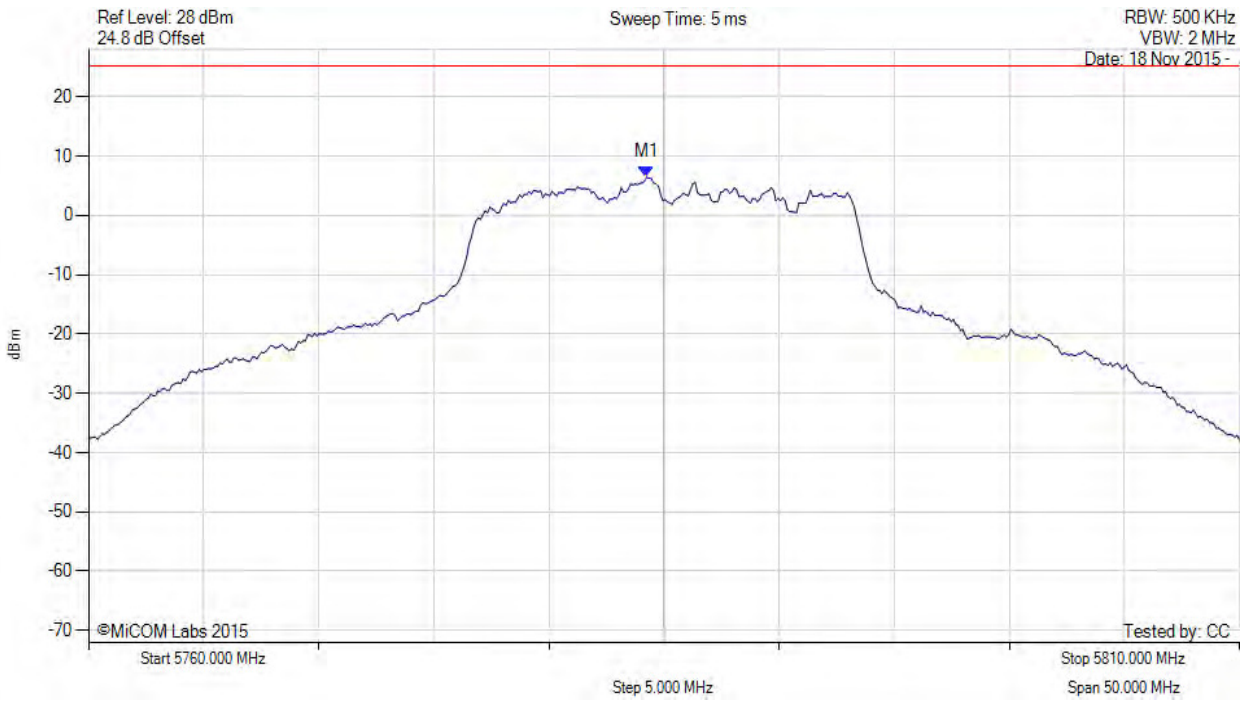

Analyser Setup	Marker:Frequency:Amplitude	Test Results
Detector = RMS Sweep Count = 100 RF Atten (dB) = 20 Trace Mode = VIEW	M1 : 5784.248 MHz : 6.426 dBm	Limit: ≤ 25.230 dBm

back to matrix

POWER SPECTRAL DENSITY

Variant: 802.11n HT-20, Channel: 5785.00 MHz, SUM, Temp: Ambient, Voltage: 15 Vdc

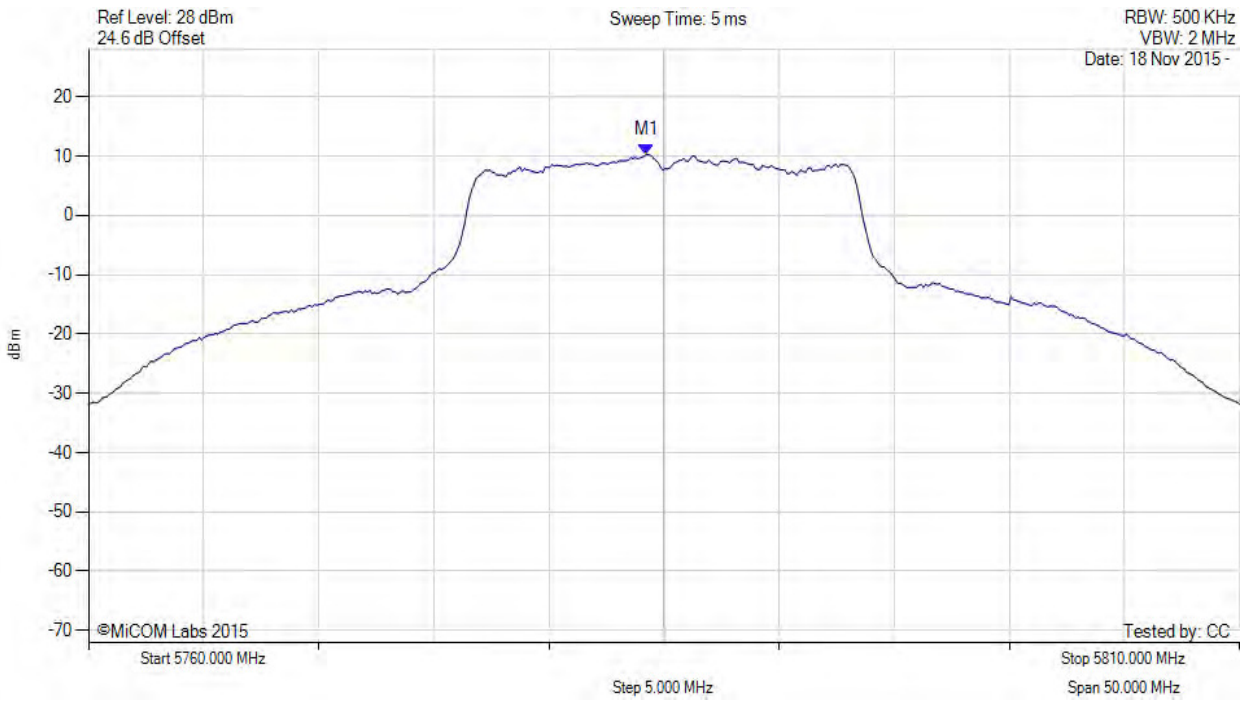

Analyser Setup	Marker:Frequency:Amplitude	Test Results
Detector = RMS Sweep Count = 100 RF Atten (dB) = 20 Trace Mode = VIEW	M1 : 5784.200 MHz : 10.268 dBm M1 + DCCF : 5784.200 MHz : 10.537 dBm Duty Cycle Correction Factor : +0.27 dB	Limit: ≤ 30.0 dBm Margin: -19.4 dB

back to matrix

POWER SPECTRAL DENSITY

Variant: 802.11n HT-20, Channel: 5825.00 MHz, Chain a, Temp: Ambient, Voltage: 15 Vdc

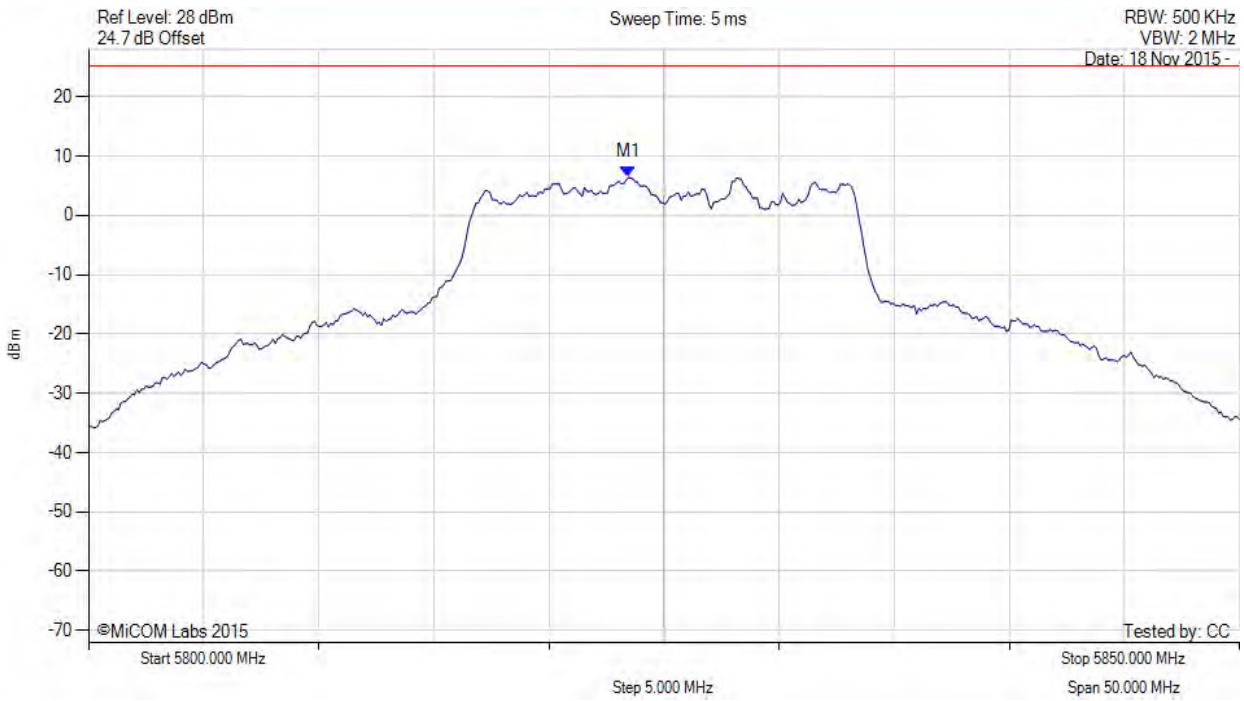

Analyser Setup	Marker:Frequency:Amplitude	Test Results
Detector = RMS Sweep Count = 100 RF Atten (dB) = 20 Trace Mode = VIEW	M1 : 5823.447 MHz : 6.379 dBm	Limit: ≤ 25.230 dBm

back to matrix

POWER SPECTRAL DENSITY

Variant: 802.11n HT-20, Channel: 5825.00 MHz, Chain b, Temp: Ambient, Voltage: 15 Vdc

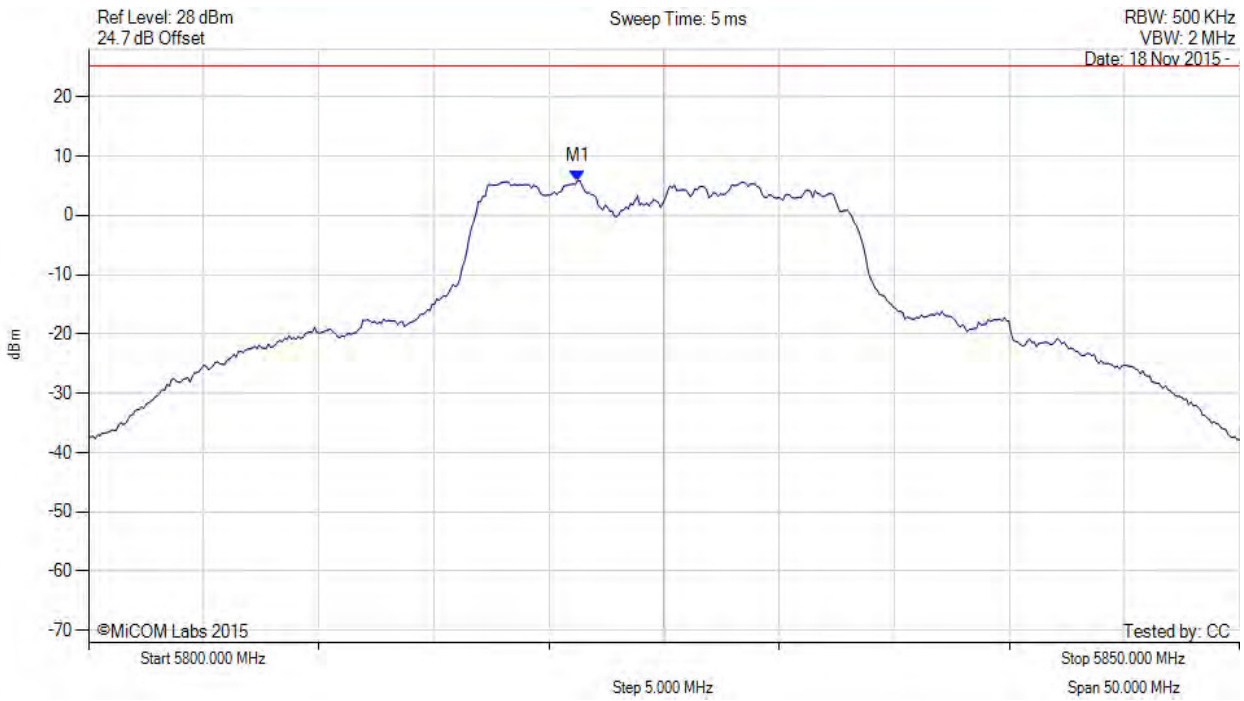

Analyser Setup	Marker:Frequency:Amplitude	Test Results
Detector = RMS Sweep Count = 100 RF Atten (dB) = 20 Trace Mode = VIEW	M1 : 5821.242 MHz : 5.863 dBm	Limit: ≤ 25.230 dBm

back to matrix

POWER SPECTRAL DENSITY

Variant: 802.11n HT-20, Channel: 5825.00 MHz, Chain c, Temp: Ambient, Voltage: 15 Vdc

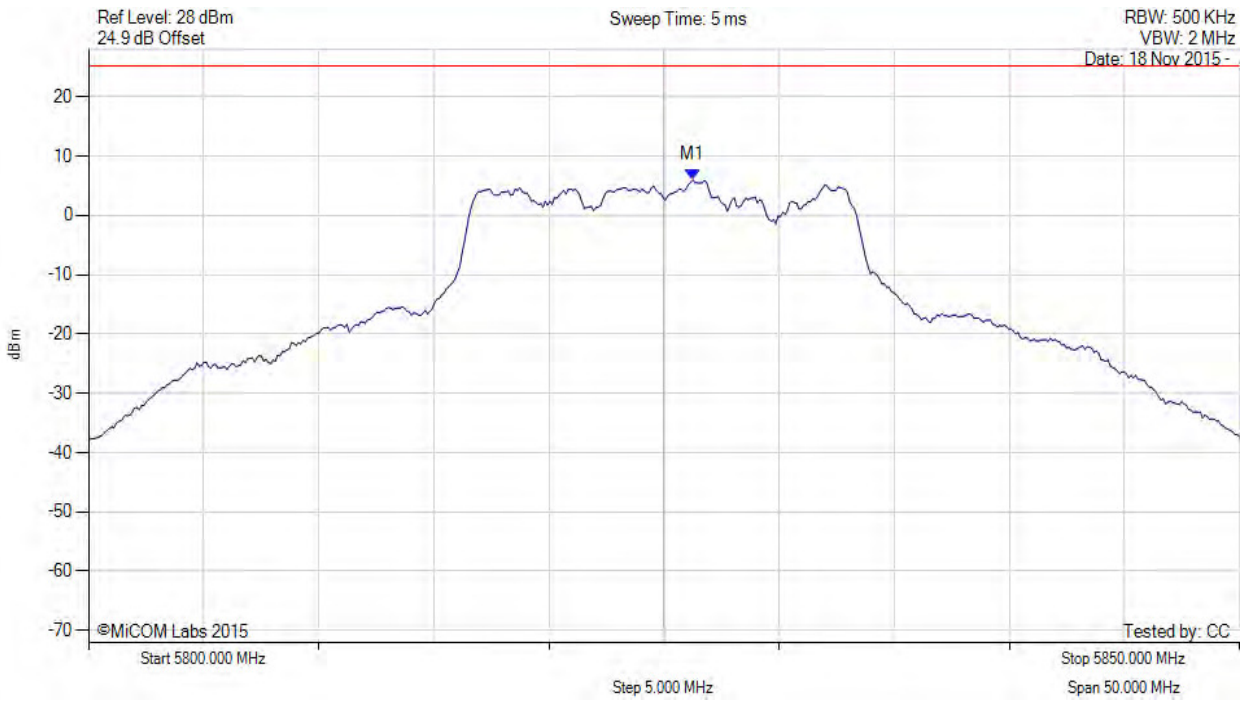

Analyser Setup	Marker:Frequency:Amplitude	Test Results
Detector = RMS Sweep Count = 100 RF Atten (dB) = 20 Trace Mode = VIEW	M1 : 5826.253 MHz : 5.980 dBm	Limit: ≤ 25.230 dBm

back to matrix

POWER SPECTRAL DENSITY

Variant: 802.11n HT-20, Channel: 5825.00 MHz, SUM, Temp: Ambient, Voltage: 15 Vdc

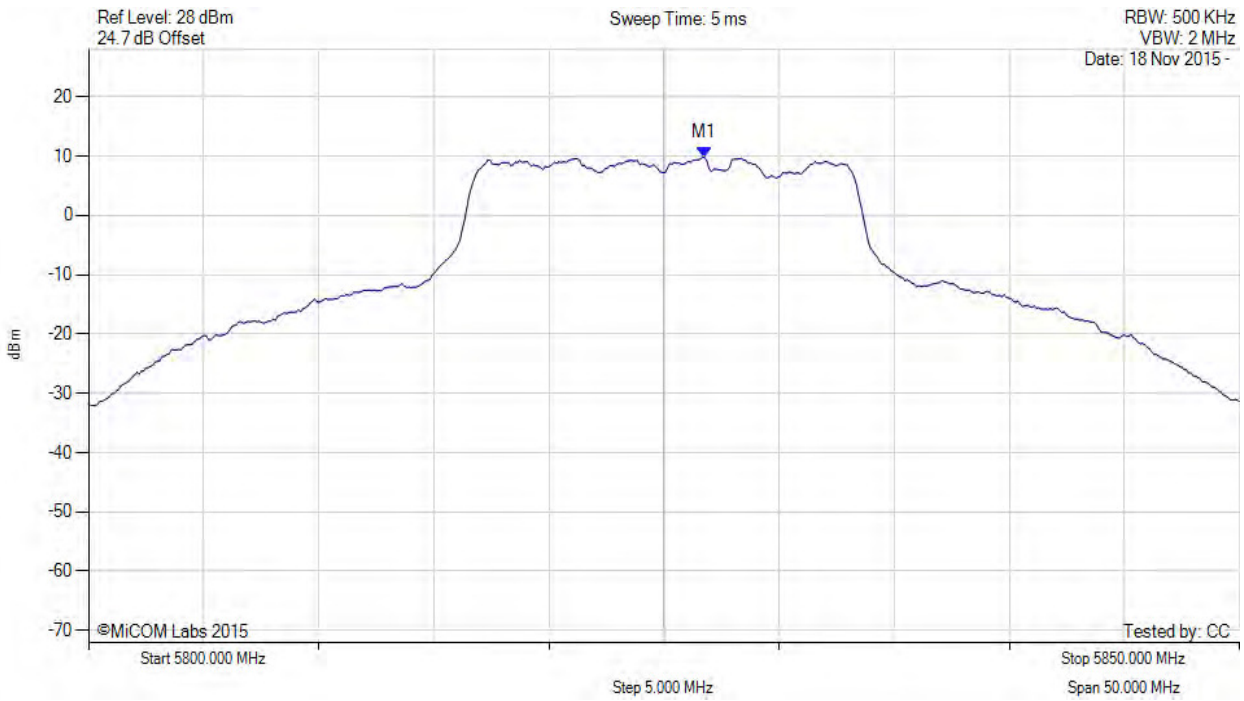

Analyser Setup	Marker:Frequency:Amplitude	Test Results
Detector = RMS Sweep Count = 100 RF Atten (dB) = 20 Trace Mode = VIEW	M1 : 5826.800 MHz : 9.811 dBm M1 + DCCF : 5826.800 MHz : 10.080 dBm Duty Cycle Correction Factor : +0.27 dB	Limit: ≤ 30.0 dBm Margin: -19.9 dB

back to matrix

POWER SPECTRAL DENSITY

Variant: 802.11n HT-40, Channel: 5755.00 MHz, Chain a, Temp: Ambient, Voltage: 15 Vdc

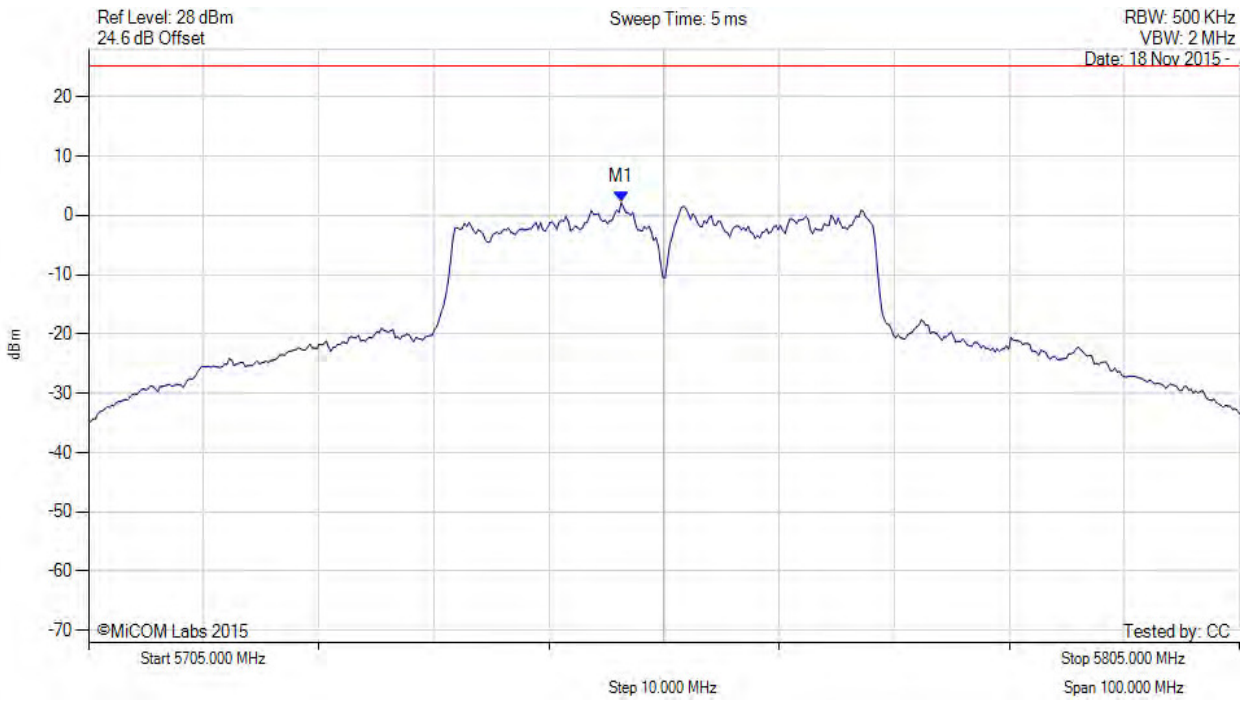

Analyser Setup	Marker:Frequency:Amplitude	Test Results
Detector = RMS Sweep Count = 100 RF Atten (dB) = 20 Trace Mode = VIEW	M1 : 5751.293 MHz : 2.222 dBm	Limit: ≤ 25.230 dBm

back to matrix

POWER SPECTRAL DENSITY

Variant: 802.11n HT-40, Channel: 5755.00 MHz, Chain b, Temp: Ambient, Voltage: 15 Vdc

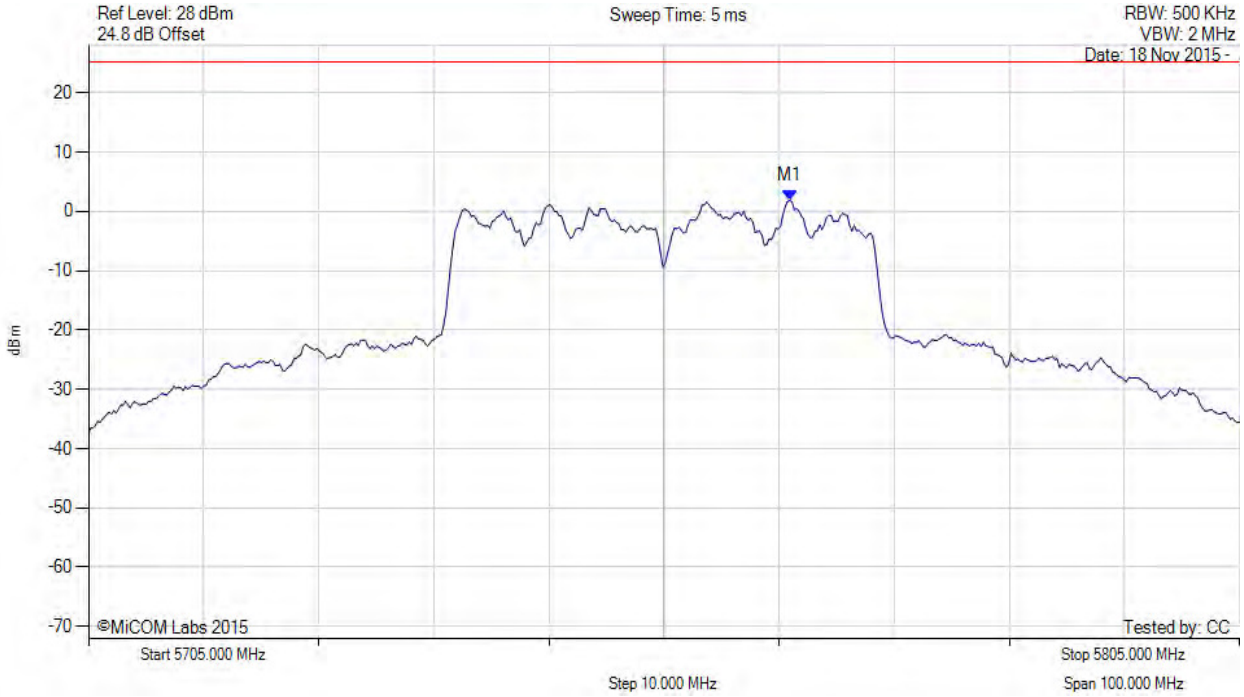

Analyser Setup	Marker:Frequency:Amplitude	Test Results
Detector = RMS Sweep Count = 100 RF Atten (dB) = 20 Trace Mode = VIEW	M1 : 5765.922 MHz : 1.881 dBm	Limit: ≤ 25.230 dBm

back to matrix

POWER SPECTRAL DENSITY

Variant: 802.11n HT-40, Channel: 5755.00 MHz, Chain c, Temp: Ambient, Voltage: 15 Vdc

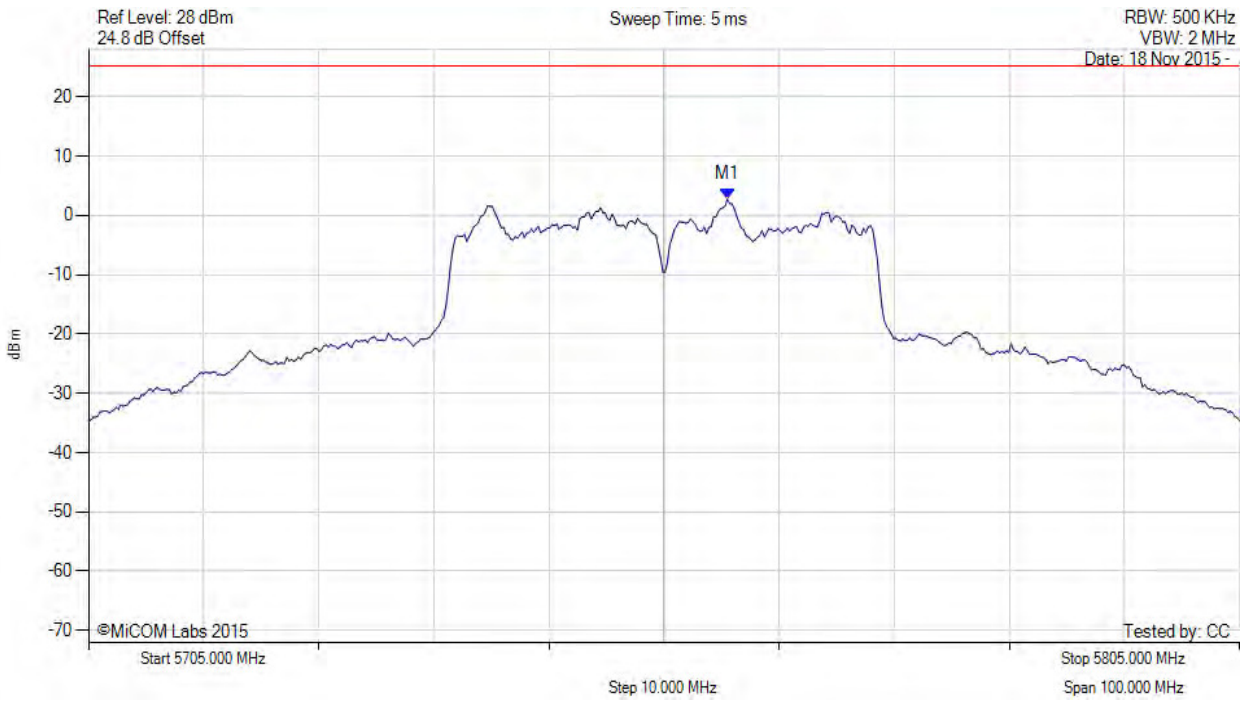

Analyser Setup	Marker:Frequency:Amplitude	Test Results
Detector = RMS Sweep Count = 100 RF Atten (dB) = 20 Trace Mode = VIEW	M1 : 5760.511 MHz : 2.723 dBm	Limit: ≤ 25.230 dBm

back to matrix

POWER SPECTRAL DENSITY

Variant: 802.11n HT-40, Channel: 5755.00 MHz, SUM, Temp: Ambient, Voltage: 15 Vdc

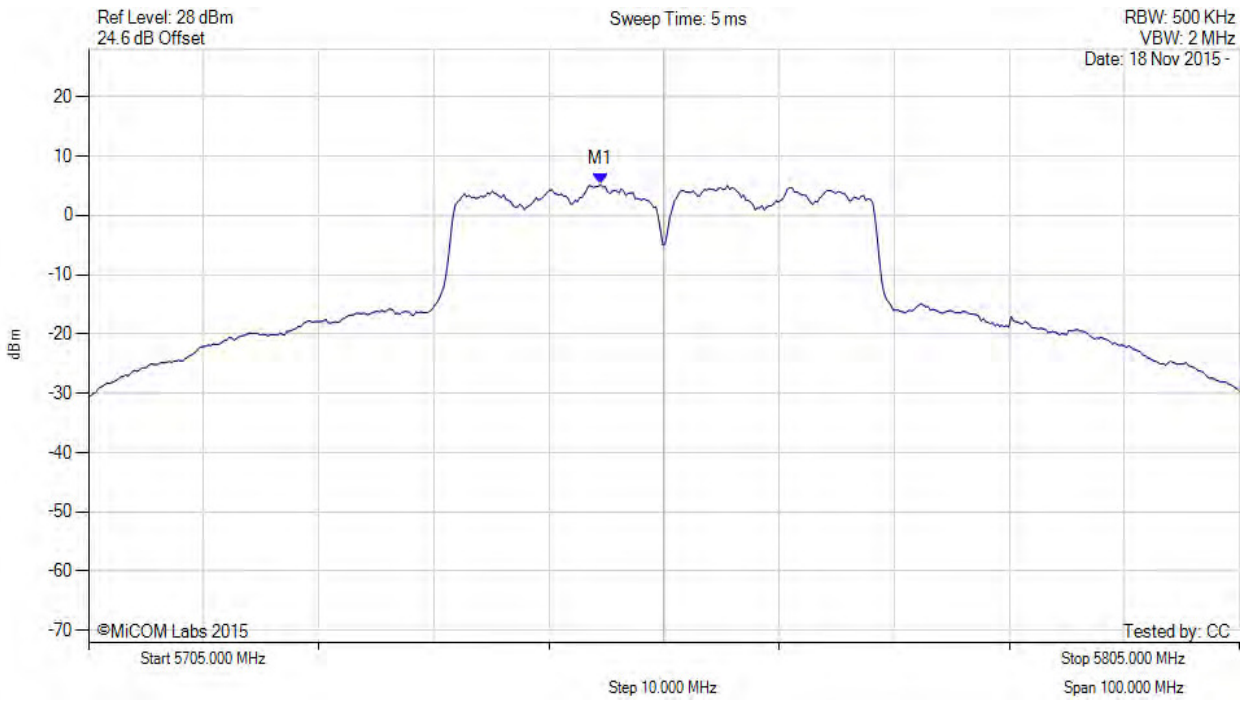

Analyser Setup	Marker:Frequency:Amplitude	Test Results
Detector = RMS Sweep Count = 100 RF Atten (dB) = 20 Trace Mode = VIEW	M1 : 5749.500 MHz : 5.218 dBm M1 + DCCF : 5749.500 MHz : 5.924 dBm Duty Cycle Correction Factor : +0.71 dB	Limit: ≤ 30.0 dBm Margin: -24.0 dB

back to matrix

POWER SPECTRAL DENSITY

Variant: 802.11n HT-40, Channel: 5795.00 MHz, Chain a, Temp: Ambient, Voltage: 15 Vdc

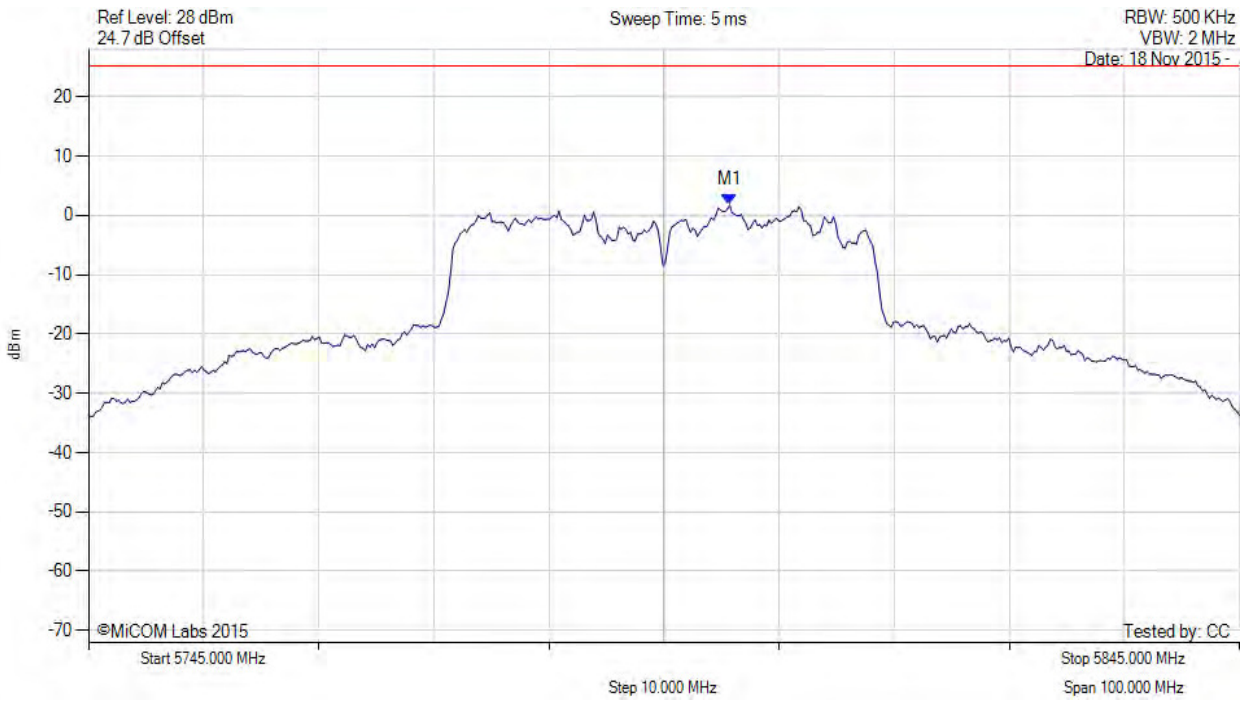

Analyser Setup	Marker:Frequency:Amplitude	Test Results
Detector = RMS Sweep Count = 100 RF Atten (dB) = 20 Trace Mode = VIEW	M1 : 5800.711 MHz : 1.732 dBm	Limit: ≤ 25.230 dBm

back to matrix

POWER SPECTRAL DENSITY

Variant: 802.11n HT-40, Channel: 5795.00 MHz, Chain b, Temp: Ambient, Voltage: 15 Vdc

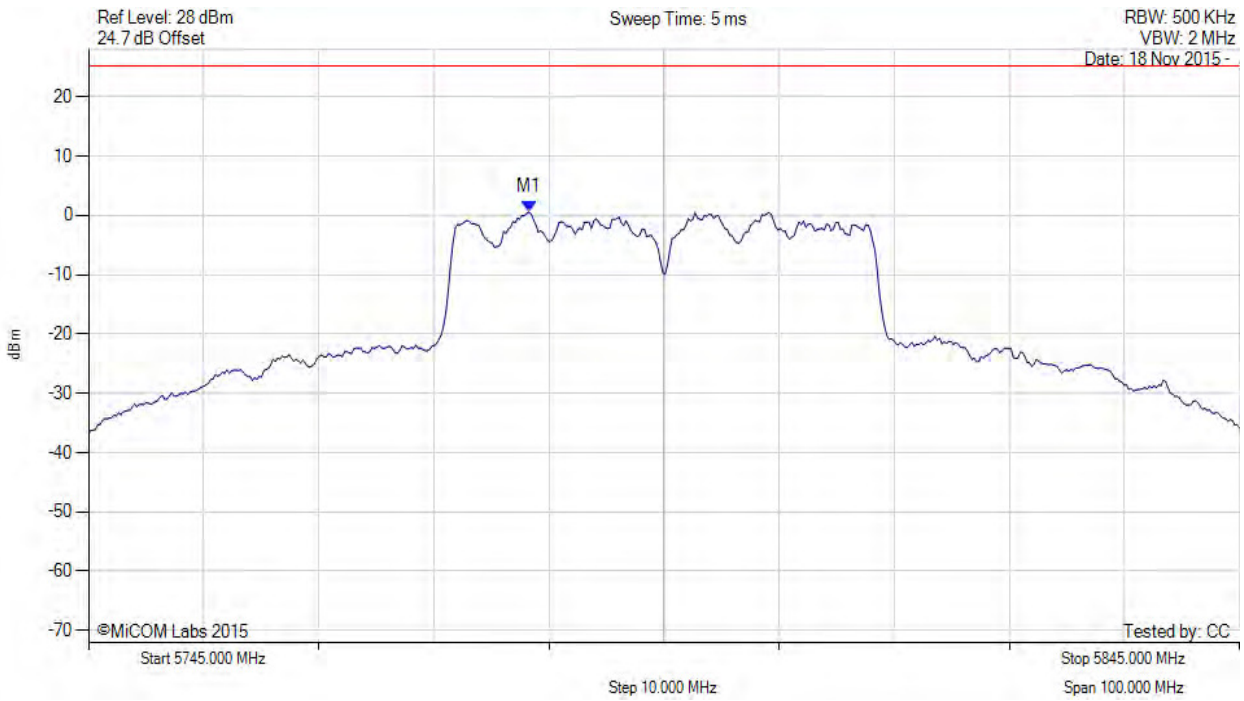

Analyser Setup	Marker:Frequency:Amplitude	Test Results
Detector = RMS Sweep Count = 100 RF Atten (dB) = 20 Trace Mode = VIEW	M1 : 5783.277 MHz : 0.559 dBm	Limit: ≤ 25.230 dBm

back to matrix

POWER SPECTRAL DENSITY

Variant: 802.11n HT-40, Channel: 5795.00 MHz, Chain c, Temp: Ambient, Voltage: 15 Vdc

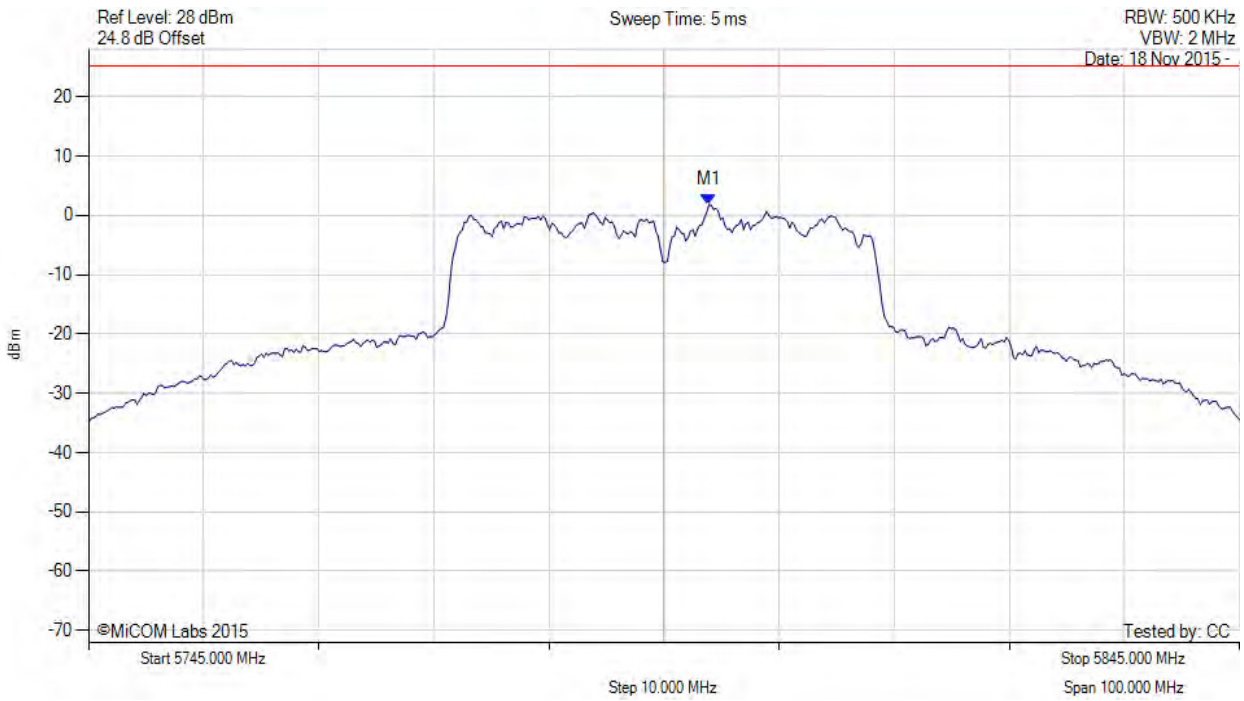

Analyser Setup	Marker:Frequency:Amplitude	Test Results
Detector = RMS Sweep Count = 100 RF Atten (dB) = 20 Trace Mode = VIEW	M1 : 5798.908 MHz : 1.764 dBm	Limit: ≤ 25.230 dBm

back to matrix

POWER SPECTRAL DENSITY

Variant: 802.11n HT-40, Channel: 5795.00 MHz, SUM, Temp: Ambient, Voltage: 15 Vdc

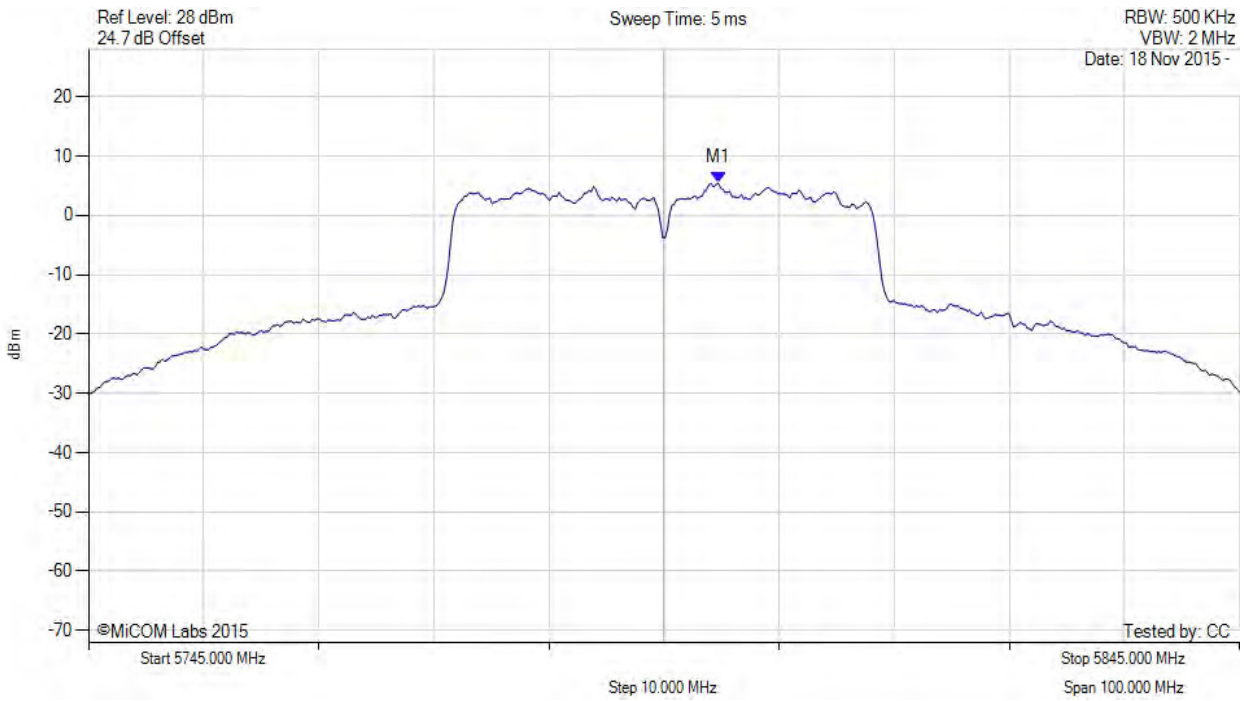

Analyser Setup	Marker:Frequency:Amplitude	Test Results
Detector = RMS Sweep Count = 100 RF Atten (dB) = 20 Trace Mode = VIEW	M1 : 5799.700 MHz : 5.449 dBm M1 + DCCF : 5799.700 MHz : 6.155 dBm Duty Cycle Correction Factor : +0.71 dB	Limit: ≤ 30.0 dBm Margin: -23.8 dB

back to matrix

This test report may be reproduced in full only. The document may only be updated by MiCOM Labs personnel. Any changes will be noted in the Document History section of the report.