A.1.2. 6 dB & 99% Bandwidth

6 dB & 99% BANDWIDTH

Variant: 802.11b, Channel: 2412.00 MHz, Chain a, Temp: Ambient, Voltage: 3.3 Vdc

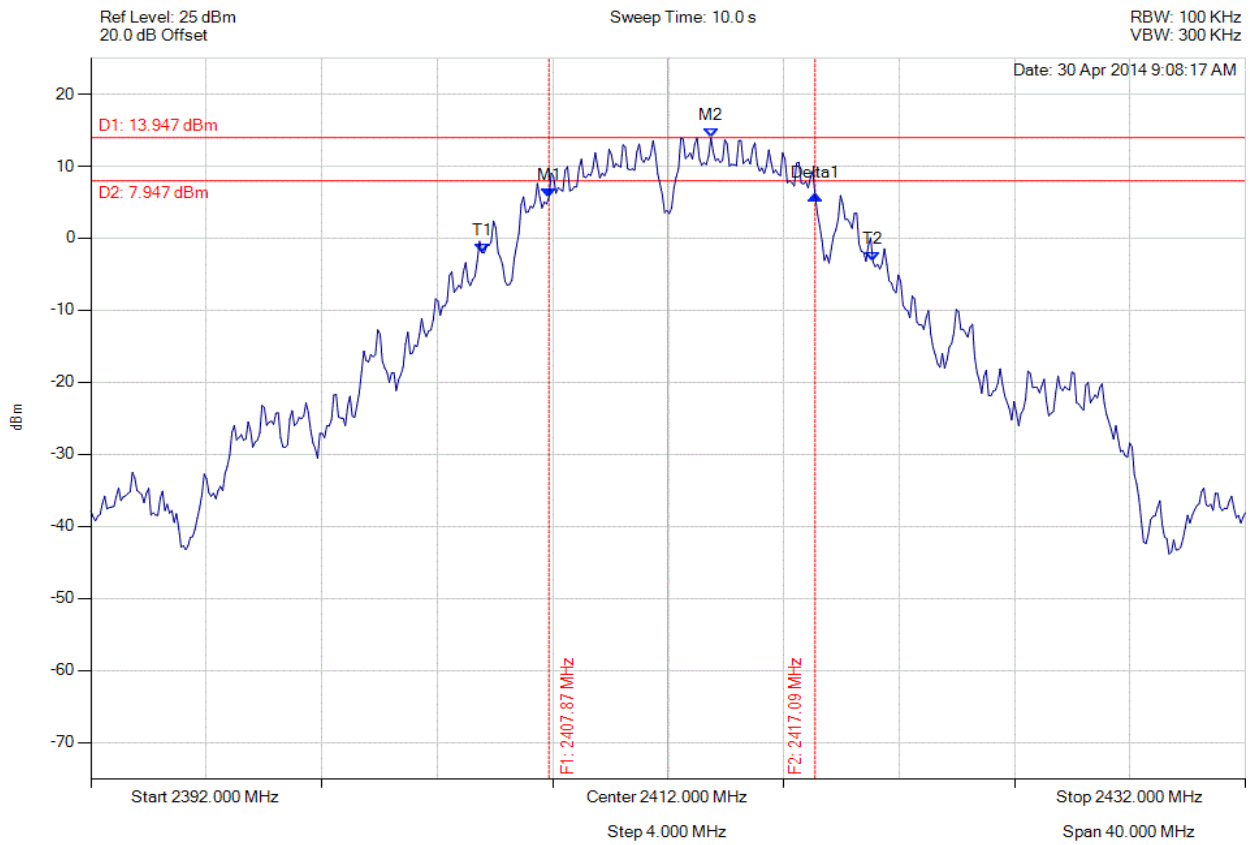

Analyser Setup	Marker : Frequency : Amplitude	Test Results
Detector = MAX PEAK Sweep Count = 0 RF Atten (dB) = 20 Trace Mode = VIEW	M1 : 2407.872 MHz : 5.708 dBm M2 : 2413.483 MHz : 13.947 dBm Delta1 : 9.218 MHz : 0.307 dB T1 : 2405.547 MHz : -1.980 dBm T2 : 2419.094 MHz : -3.255 dBm OBW : 13.547 MHz	Measured 6 dB Bandwidth: 9.218 MHz Limit: ≥500.0 kHz Margin: -8.72 MHz

Back to the Matrix

6 dB & 99% BANDWIDTH

Variant: 802.11b, Channel: 2412.00 MHz, Chain b, Temp: Ambient, Voltage: 3.3 Vdc

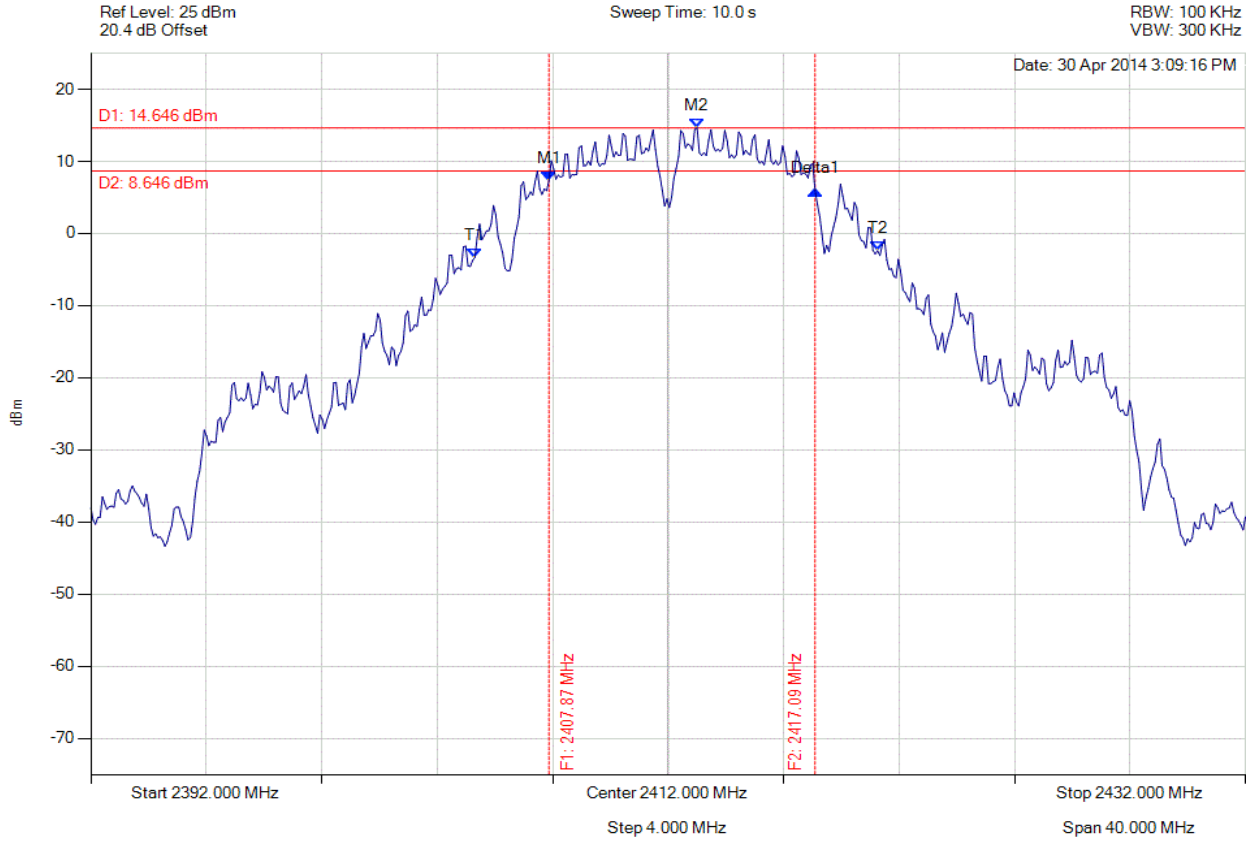

Analyser Setup	Marker : Frequency : Amplitude	Test Results
Detector = MAX PEAK Sweep Count = 0 RF Atten (dB) = 20 Trace Mode = VIEW	M1 : 2407.872 MHz : 7.359 dBm M2 : 2413.002 MHz : 14.646 dBm Delta1 : 9.218 MHz : -1.432 dB T1 : 2405.307 MHz : -3.312 dBm T2 : 2419.255 MHz : -2.384 dBm OBW : 13.948 MHz	Measured 6 dB Bandwidth: 9.218 MHz Limit: ≥500.0 kHz Margin: -8.72 MHz

Back to the Matrix

6 dB & 99% BANDWIDTH

Variant: 802.11b, Channel: 2412.00 MHz, Chain c, Temp: Ambient, Voltage: 3.3 Vdc

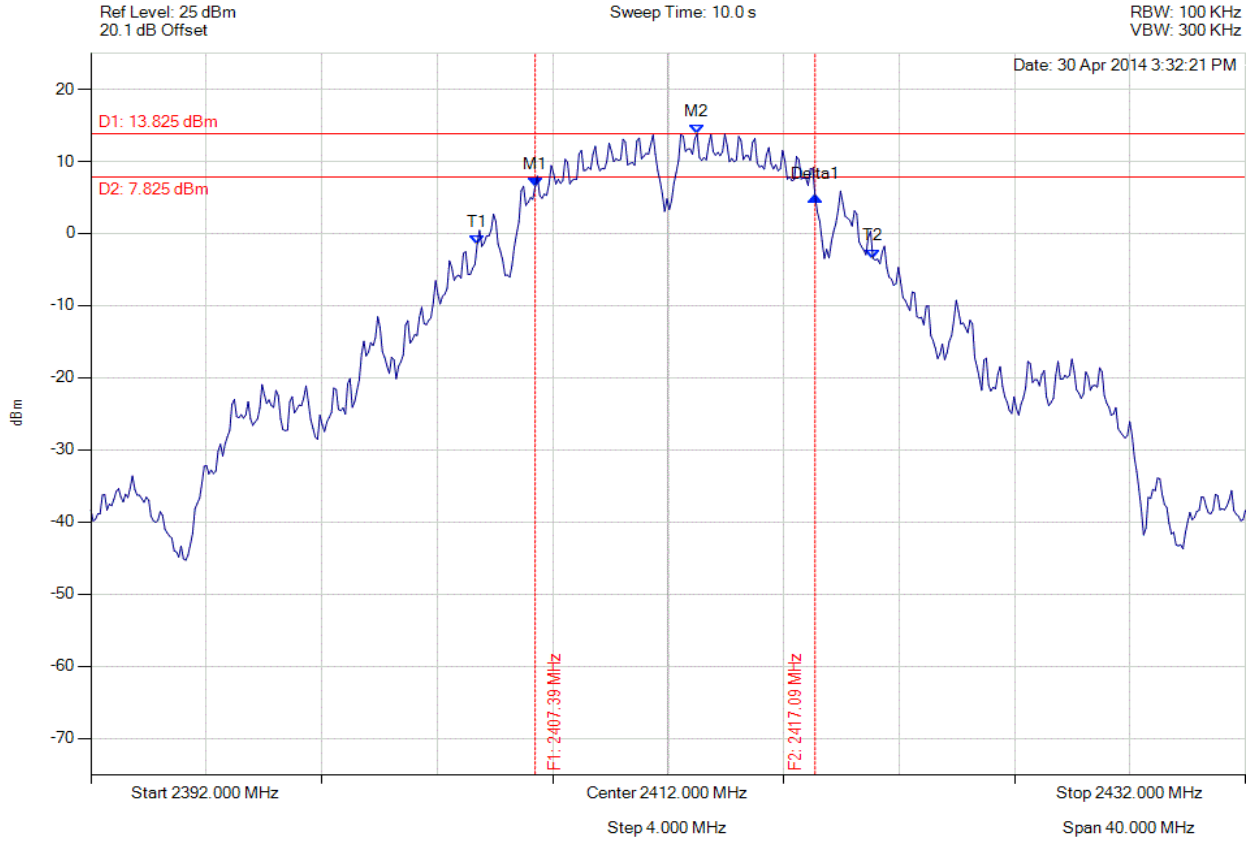

Analyser Setup	Marker : Frequency : Amplitude	Test Results
Detector = MAX PEAK Sweep Count = 0 RF Atten (dB) = 20 Trace Mode = VIEW	M1 : 2407.391 MHz : 6.517 dBm M2 : 2413.002 MHz : 13.825 dBm Delta1 : 9.699 MHz : -1.399 dB T1 : 2405.387 MHz : -1.471 dBm T2 : 2419.094 MHz : -3.452 dBm OBW : 13.707 MHz	Measured 6 dB Bandwidth: 9.699 MHz Limit: ≥500.0 kHz Margin: -9.20 MHz

Back to the Matrix

6 dB & 99% BANDWIDTH

Variant: 802.11b, Channel: 2437.00 MHz, Chain a, Temp: Ambient, Voltage: 3.3 Vdc

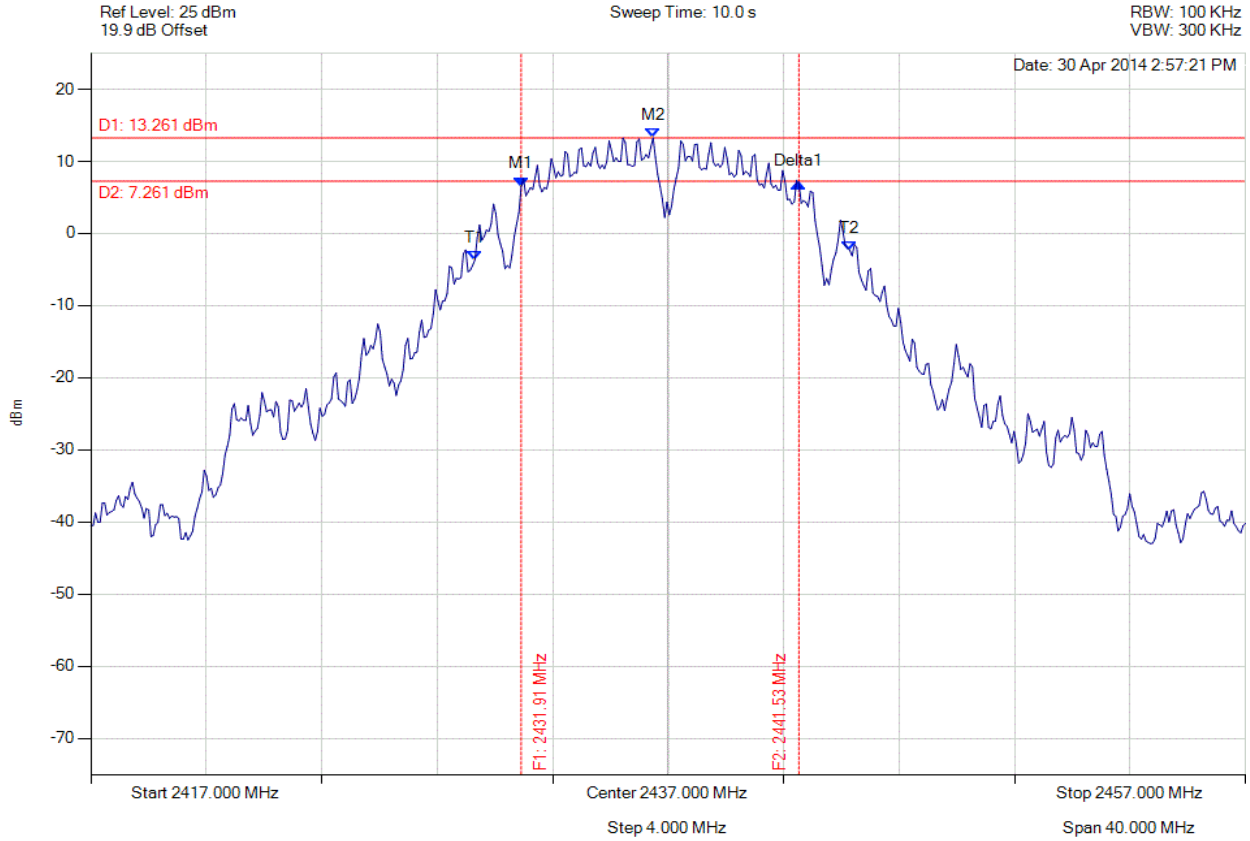

Analyser Setup	Marker : Frequency : Amplitude	Test Results
Detector = MAX PEAK Sweep Count = 0 RF Atten (dB) = 20 Trace Mode = VIEW	M1 : 2431.910 MHz : 6.550 dBm M2 : 2436.479 MHz : 13.261 dBm Delta1 : 9.619 MHz : 0.407 dB T1 : 2430.307 MHz : -3.649 dBm T2 : 2443.293 MHz : -2.358 dBm OBW : 12.986 MHz	Measured 6 dB Bandwidth: 9.619 MHz Limit: ≥500.0 kHz Margin: -9.12 MHz

Back to the Matrix

6 dB & 99% BANDWIDTH

Variant: 802.11b, Channel: 2437.00 MHz, Chain b, Temp: Ambient, Voltage: 3.3 Vdc

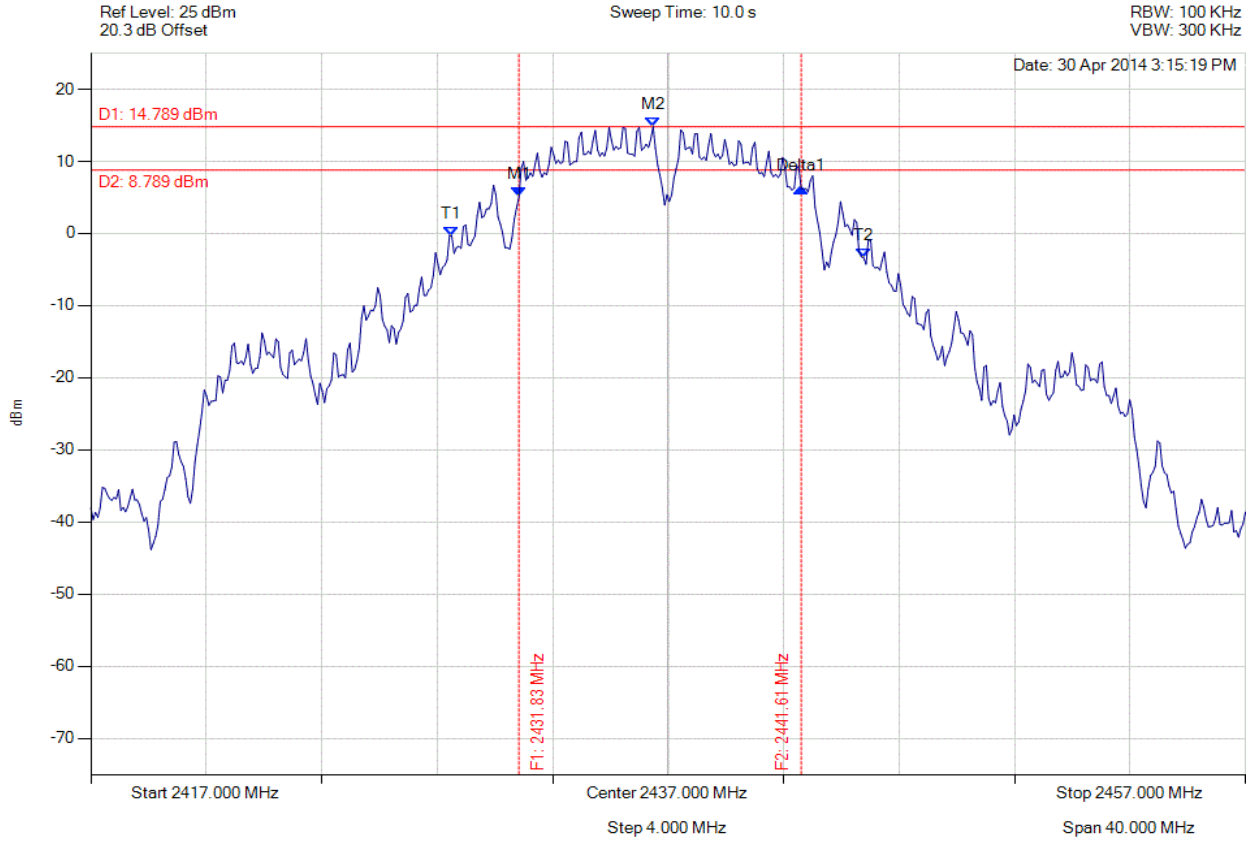

Analyser Setup	Marker : Frequency : Amplitude	Test Results
Detector = MAX PEAK Sweep Count = 0 RF Atten (dB) = 20 Trace Mode = VIEW	M1 : 2431.830 MHz : 5.059 dBm M2 : 2436.479 MHz : 14.789 dBm Delta1 : 9.780 MHz : 1.198 dB T1 : 2429.505 MHz : -0.338 dBm T2 : 2443.774 MHz : -3.367 dBm OBW : 14.269 MHz	Measured 6 dB Bandwidth: 9.780 MHz Limit: ≥500.0 kHz Margin: -9.28 MHz

Back to the Matrix

6 dB & 99% BANDWIDTH

Variant: 802.11b, Channel: 2437.00 MHz, Chain c, Temp: Ambient, Voltage: 3.3 Vdc

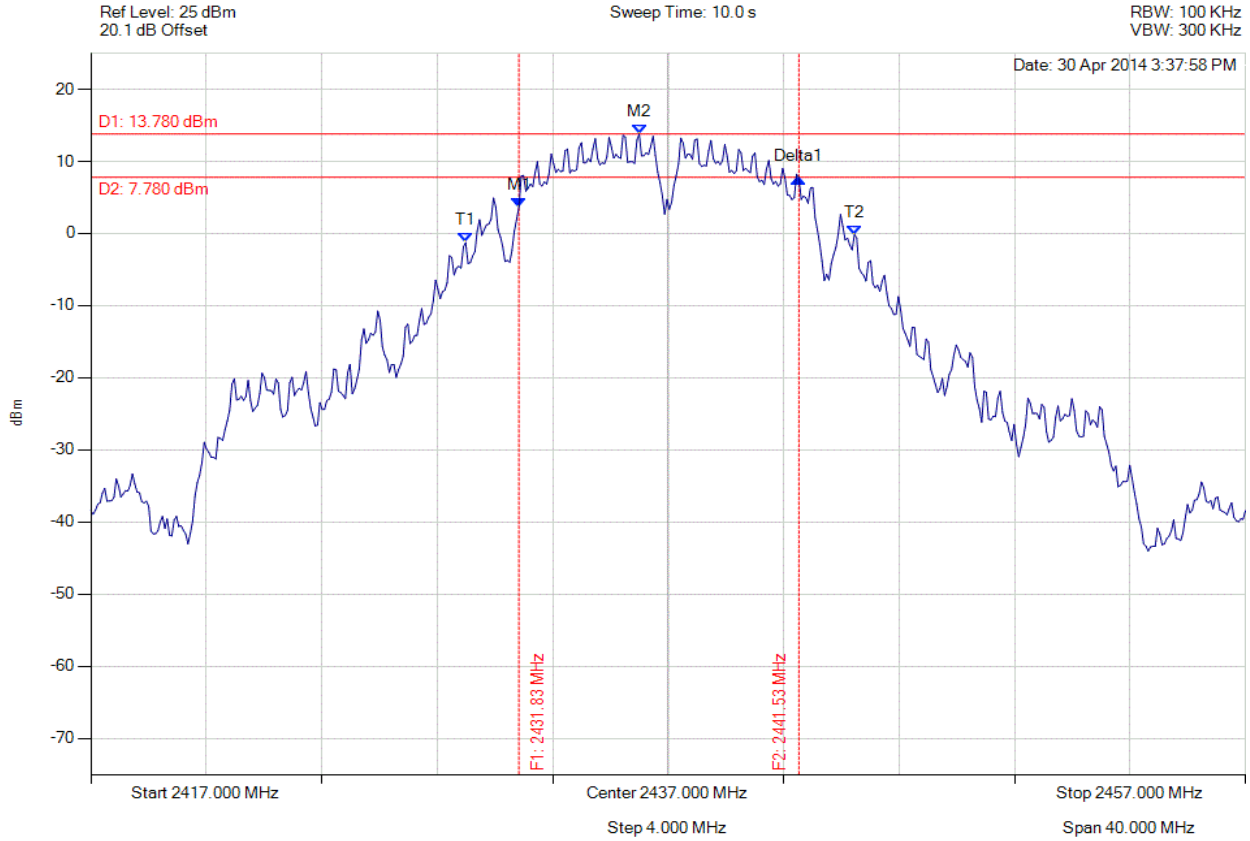

Analyser Setup	Marker : Frequency : Amplitude	Test Results
Detector = MAX PEAK Sweep Count = 0 RF Atten (dB) = 20 Trace Mode = VIEW	M1 : 2431.830 MHz : 3.644 dBm M2 : 2435.998 MHz : 13.780 dBm Delta1 : 9.699 MHz : 4.039 dB T1 : 2429.986 MHz : -1.278 dBm T2 : 2443.453 MHz : -0.157 dBm OBW : 13.467 MHz	Measured 6 dB Bandwidth: 9.699 MHz Limit: ≥500.0 kHz Margin: -9.20 MHz

Back to the Matrix

6 dB & 99% BANDWIDTH

Variant: 802.11b, Channel: 2462.00 MHz, Chain a, Temp: Ambient, Voltage: 3.3 Vdc

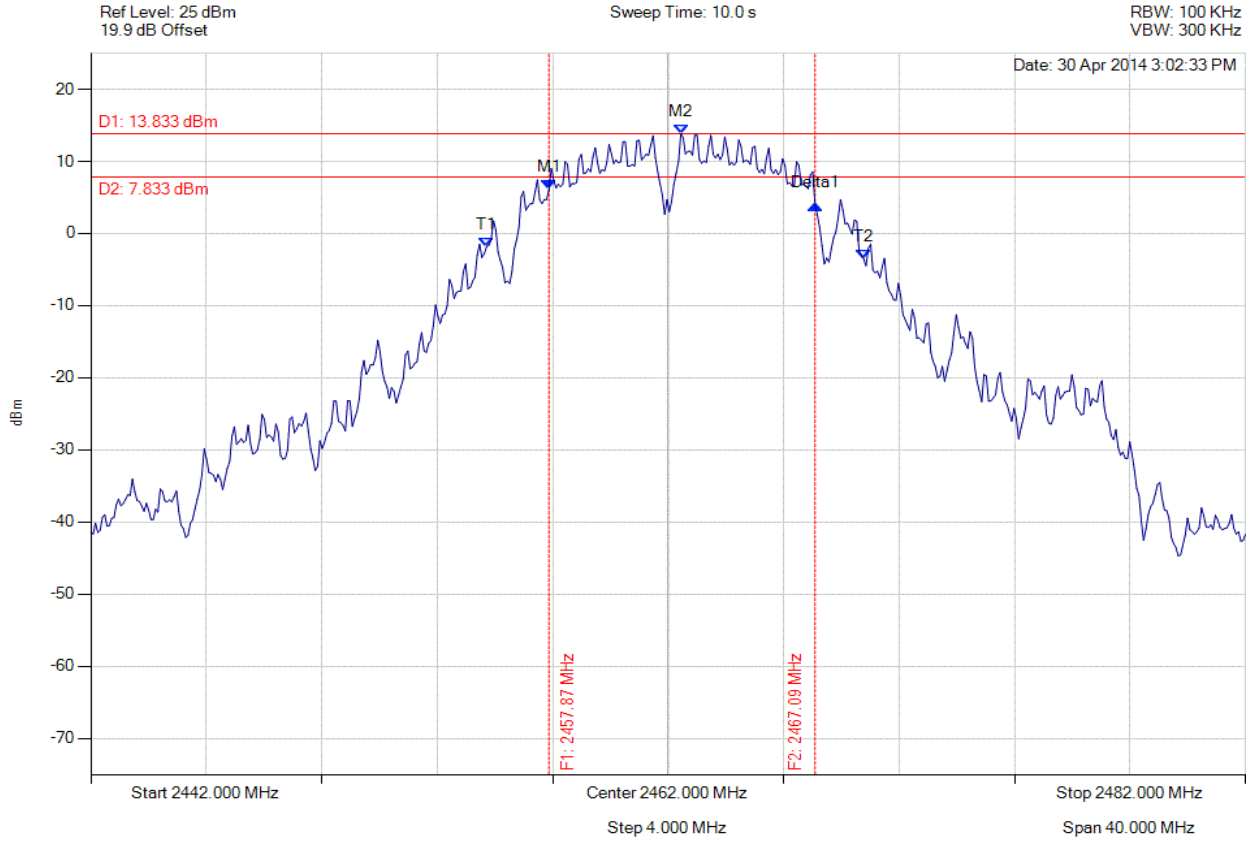

Analyser Setup	Marker : Frequency : Amplitude	Test Results
Detector = MAX PEAK Sweep Count = 0 RF Atten (dB) = 20 Trace Mode = VIEW	M1 : 2457.872 MHz : 6.068 dBm M2 : 2462.441 MHz : 13.833 dBm Delta1 : 9.218 MHz : -2.166 dB T1 : 2455.707 MHz : -1.856 dBm T2 : 2468.774 MHz : -3.519 dBm OBW : 13.066 MHz	Measured 6 dB Bandwidth: 9.218 MHz Limit: ≥500.0 kHz Margin: -8.72 MHz

Back to the Matrix

6 dB & 99% BANDWIDTH

Variant: 802.11b, Channel: 2462.00 MHz, Chain b, Temp: Ambient, Voltage: 3.3 Vdc

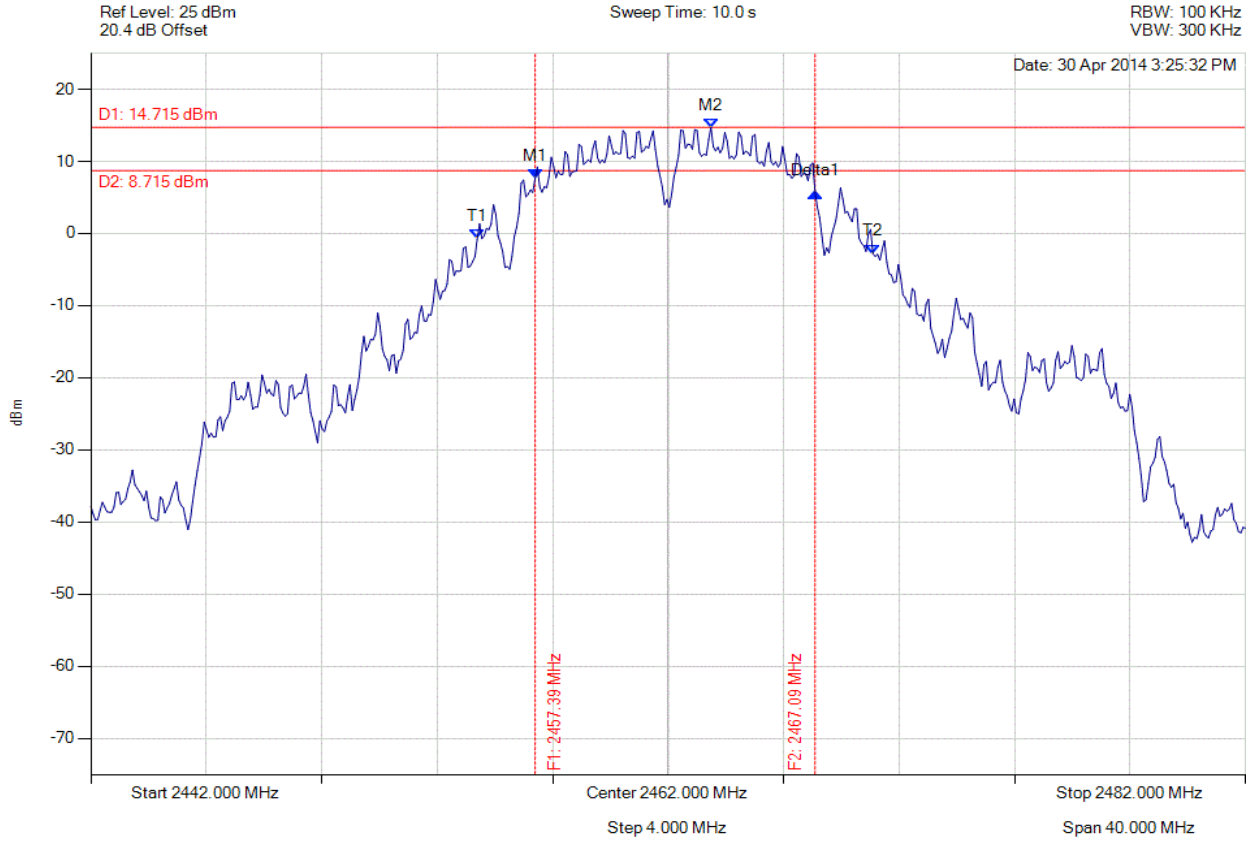

Analyser Setup	Marker : Frequency : Amplitude	Test Results
Detector = MAX PEAK Sweep Count = 0 RF Atten (dB) = 20 Trace Mode = VIEW	M1 : 2457.391 MHz : 7.654 dBm M2 : 2463.483 MHz : 14.715 dBm Delta1 : 9.699 MHz : -1.979 dB T1 : 2455.387 MHz : -0.774 dBm T2 : 2469.094 MHz : -2.781 dBm OBW : 13.707 MHz	Measured 6 dB Bandwidth: 9.699 MHz Limit: ≥500.0 kHz Margin: -9.20 MHz

Back to the Matrix

6 dB & 99% BANDWIDTH

Variant: 802.11b, Channel: 2462.00 MHz, Chain c, Temp: Ambient, Voltage: 3.3 Vdc

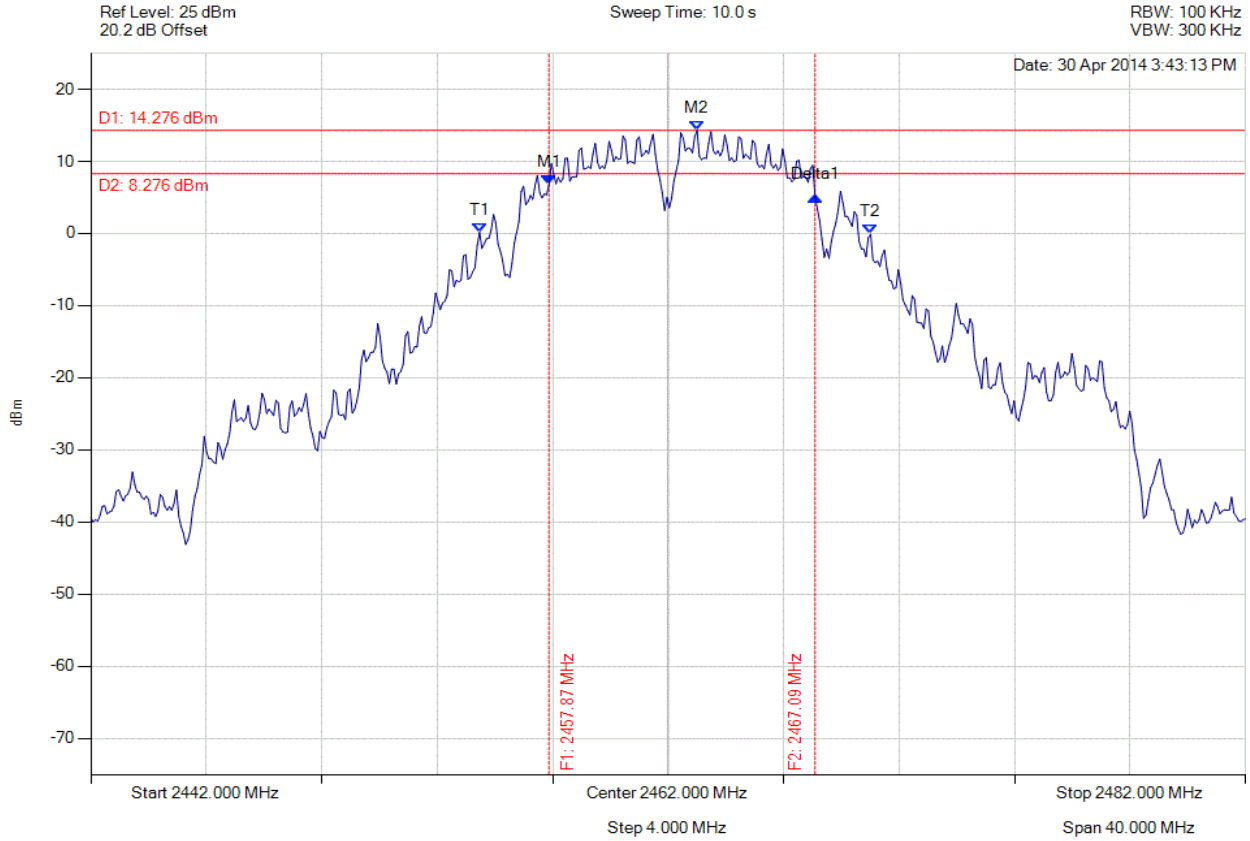

Analyser Setup	Marker : Frequency : Amplitude	Test Results
Detector = MAX PEAK Sweep Count = 0 RF Atten (dB) = 20 Trace Mode = VIEW	M1 : 2457.872 MHz : 6.745 dBm M2 : 2463.002 MHz : 14.276 dBm Delta1 : 9.218 MHz : -1.633 dB T1 : 2455.467 MHz : 0.168 dBm T2 : 2469.014 MHz : -0.090 dBm OBW : 13.547 MHz	Measured 6 dB Bandwidth: 9.218 MHz Limit: ≥500.0 kHz Margin: -8.72 MHz

Back to the Matrix

6 dB & 99% BANDWIDTH

Variant: 802.11g, Channel: 2412.00 MHz, Chain a, Temp: Ambient, Voltage: 3.3 Vdc

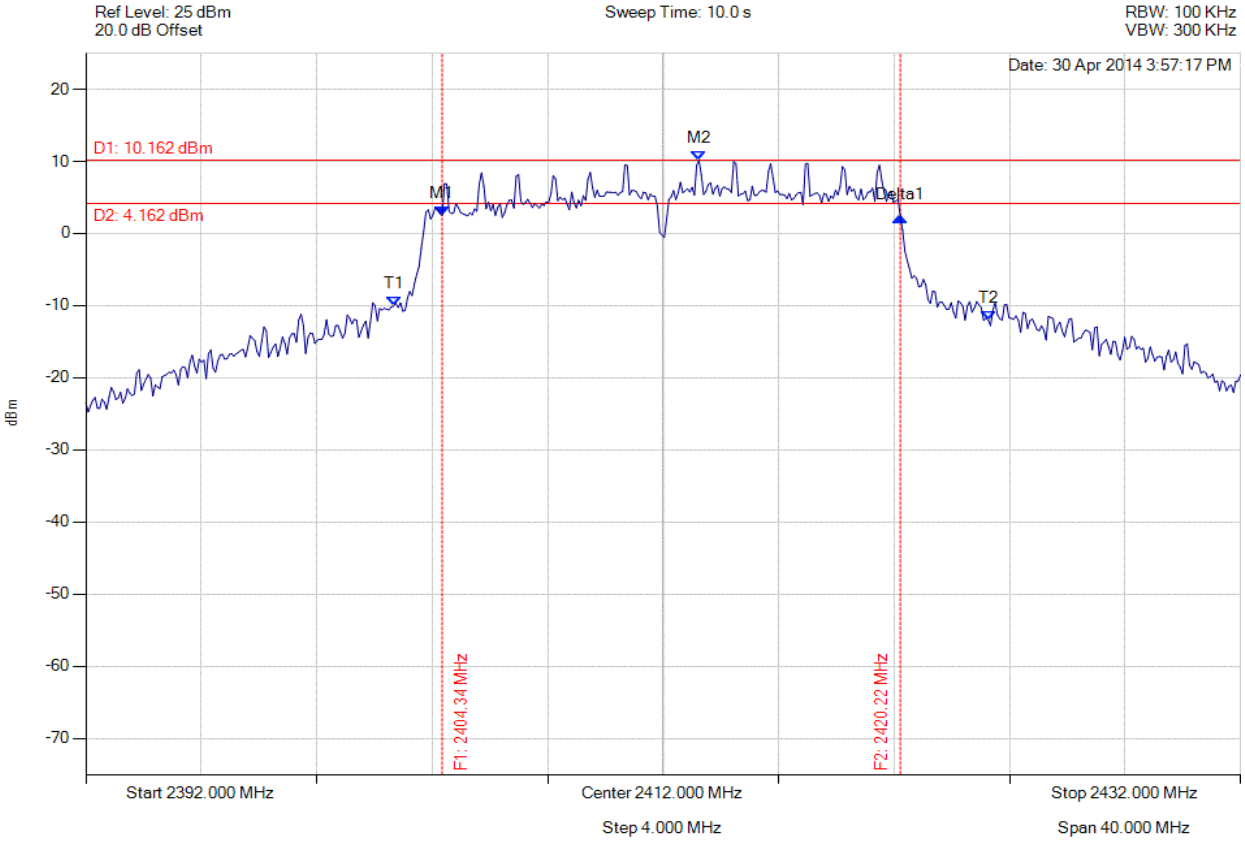

Analyser Setup	Marker : Frequency : Amplitude	Test Results
Detector = MAX PEAK Sweep Count = 0 RF Atten (dB) = 20 Trace Mode = VIEW	M1 : 2404.345 MHz : 2.513 dBm M2 : 2413.242 MHz : 10.162 dBm Delta1 : 15.872 MHz : -0.146 dB T1 : 2402.661 MHz : -10.037 dBm T2 : 2423.263 MHz : -11.984 dBm OBW : 20.601 MHz	Measured 6 dB Bandwidth: 15.872 MHz Limit: ≥500.0 kHz Margin: -15.37 MHz

Back to the Matrix

6 dB & 99% BANDWIDTH

Variant: 802.11g, Channel: 2412.00 MHz, Chain b, Temp: Ambient, Voltage: 3.3 Vdc

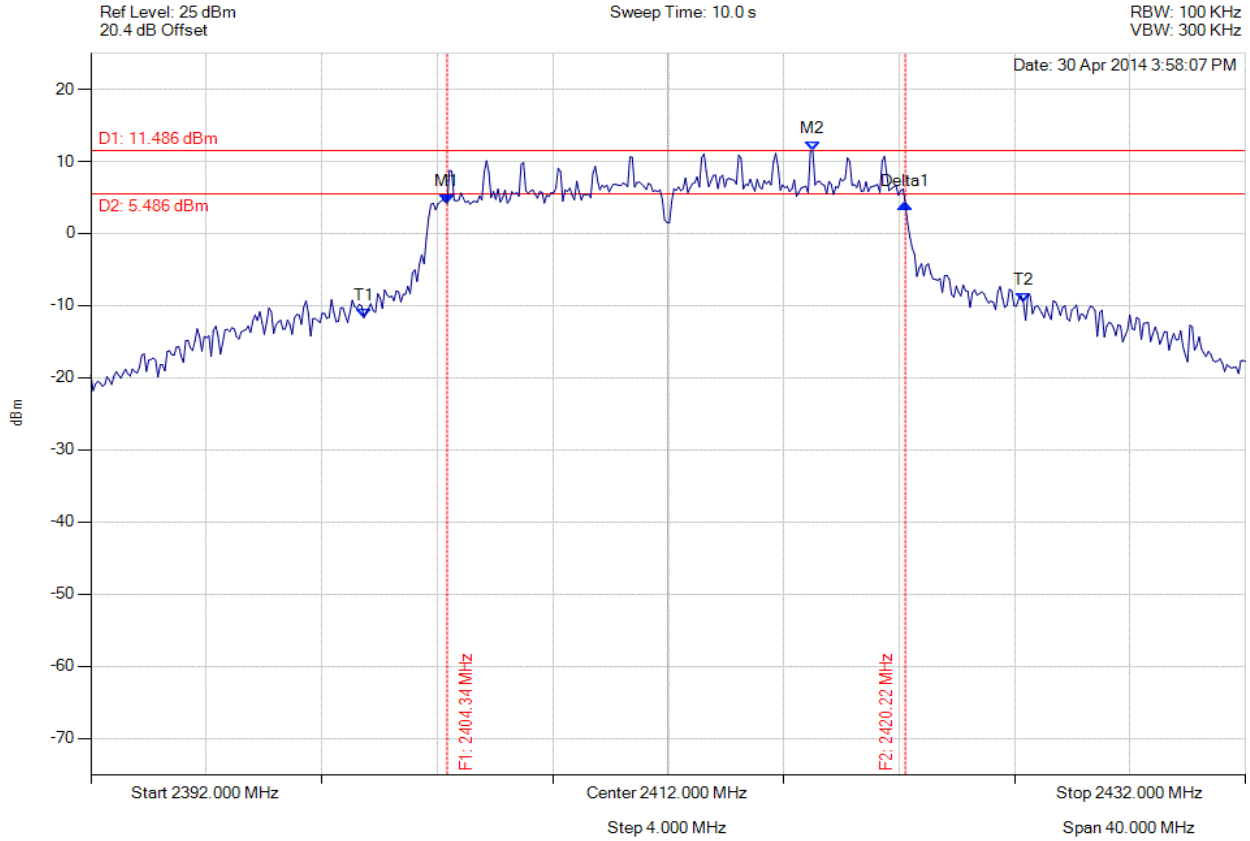

Analyser Setup	Marker : Frequency : Amplitude	Test Results
Detector = MAX PEAK Sweep Count = 0 RF Atten (dB) = 20 Trace Mode = VIEW	M1 : 2404.345 MHz : 4.160 dBm M2 : 2417.010 MHz : 11.486 dBm Delta1 : 15.872 MHz : -0.002 dB T1 : 2401.459 MHz : -11.687 dBm T2 : 2424.305 MHz : -9.543 dBm OBW : 22.846 MHz	Measured 6 dB Bandwidth: 15.872 MHz Limit: ≥500.0 kHz Margin: -15.37 MHz

Back to the Matrix

6 dB & 99% BANDWIDTH

Variant: 802.11g, Channel: 2412.00 MHz, Chain c, Temp: Ambient, Voltage: 3.3 Vdc

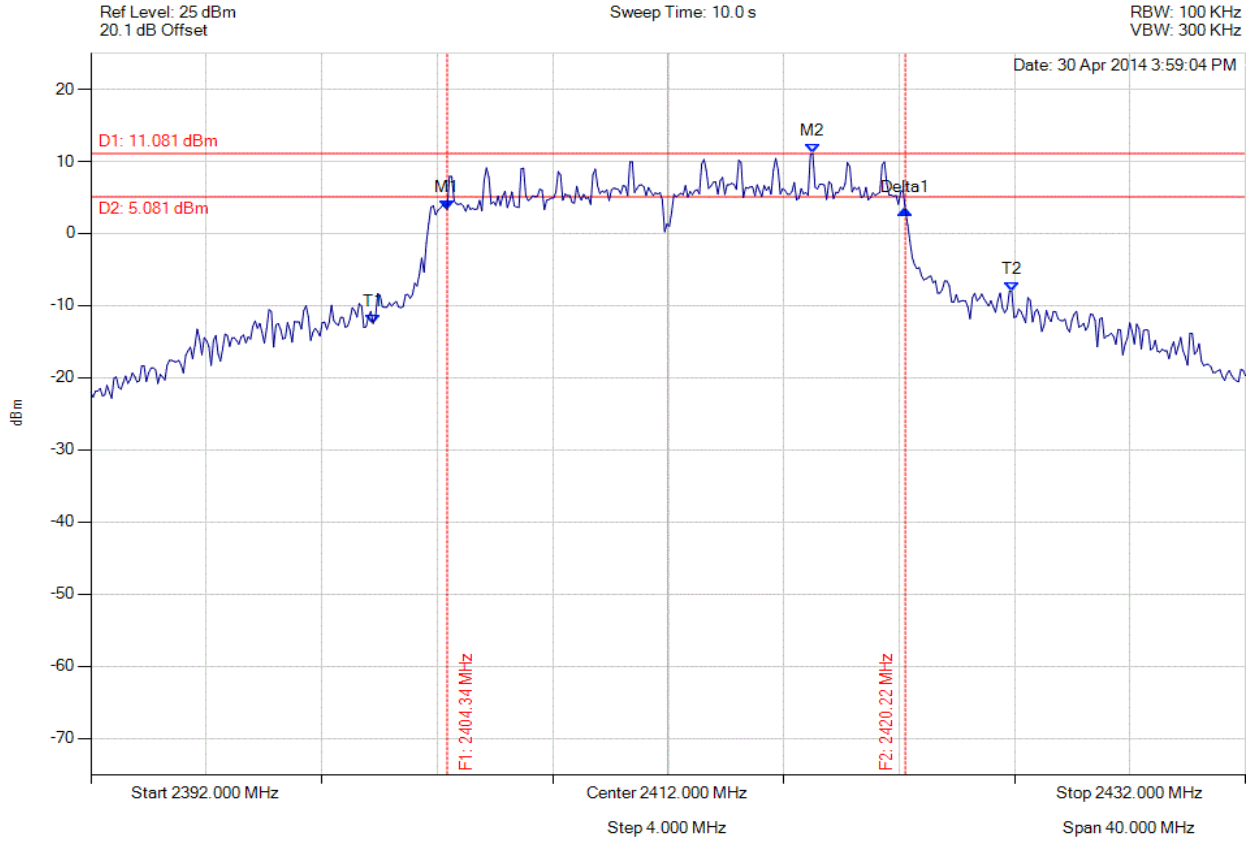

Analyser Setup	Marker : Frequency : Amplitude	Test Results
Detector = MAX PEAK Sweep Count = 0 RF Atten (dB) = 20 Trace Mode = VIEW	M1 : 2404.345 MHz : 3.337 dBm M2 : 2417.010 MHz : 11.081 dBm Delta1 : 15.872 MHz : -0.006 dB T1 : 2401.780 MHz : -12.484 dBm T2 : 2423.904 MHz : -8.016 dBm OBW : 22.124 MHz	Measured 6 dB Bandwidth: 15.872 MHz Limit: ≥500.0 kHz Margin: -15.37 MHz

Back to the Matrix

6 dB & 99% BANDWIDTH

Variant: 802.11g, Channel: 2437.00 MHz, Chain a, Temp: Ambient, Voltage: 3.3 Vdc

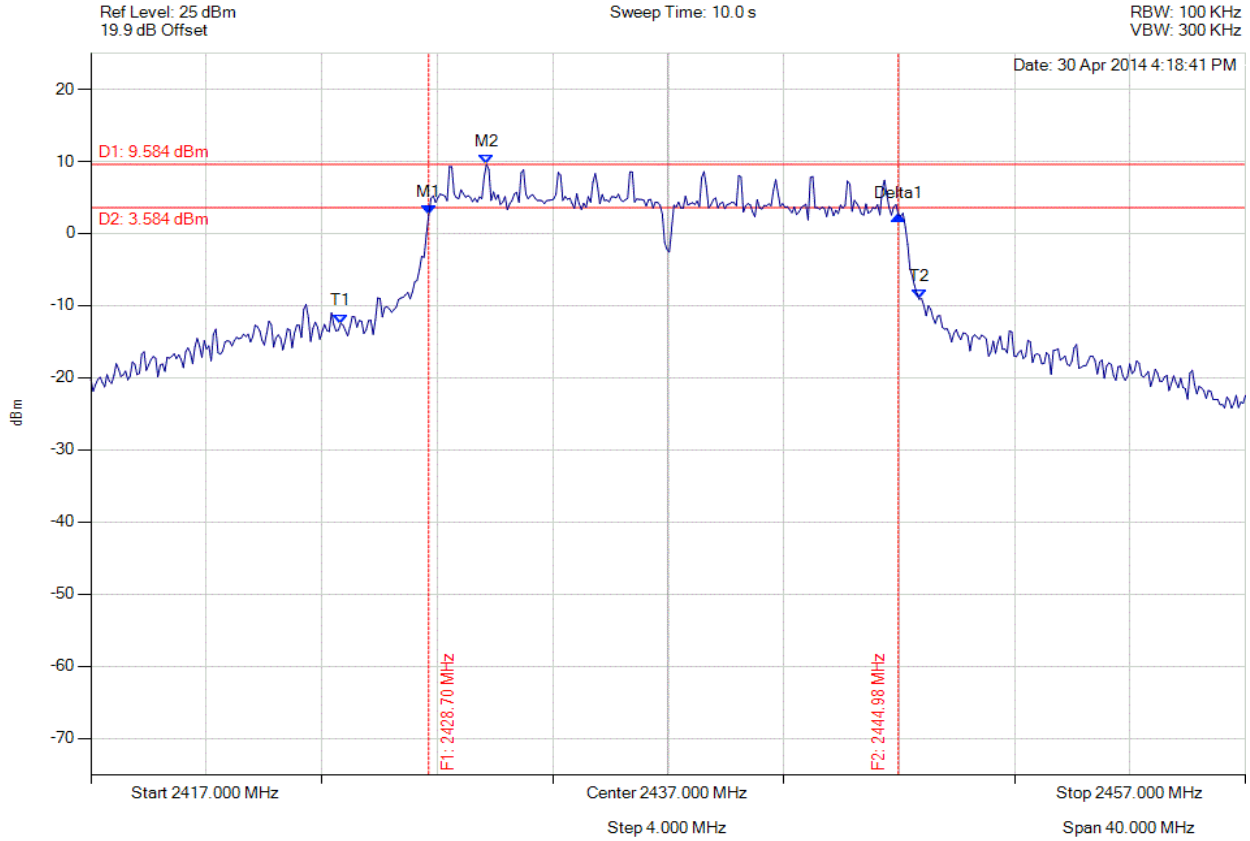

Analyser Setup	Marker : Frequency : Amplitude	Test Results
Detector = MAX PEAK Sweep Count = 0 RF Atten (dB) = 20 Trace Mode = VIEW	M1 : 2428.703 MHz : 2.562 dBm M2 : 2430.707 MHz : 9.584 dBm Delta1 : 16.273 MHz : -0.026 dB T1 : 2425.657 MHz : -12.456 dBm T2 : 2445.697 MHz : -9.110 dBm OBW : 20.040 MHz	Measured 6 dB Bandwidth: 16.273 MHz Limit: ≥500.0 kHz Margin: -15.77 MHz

Back to the Matrix

6 dB & 99% BANDWIDTH

Variant: 802.11g, Channel: 2437.00 MHz, Chain b, Temp: Ambient, Voltage: 3.3 Vdc

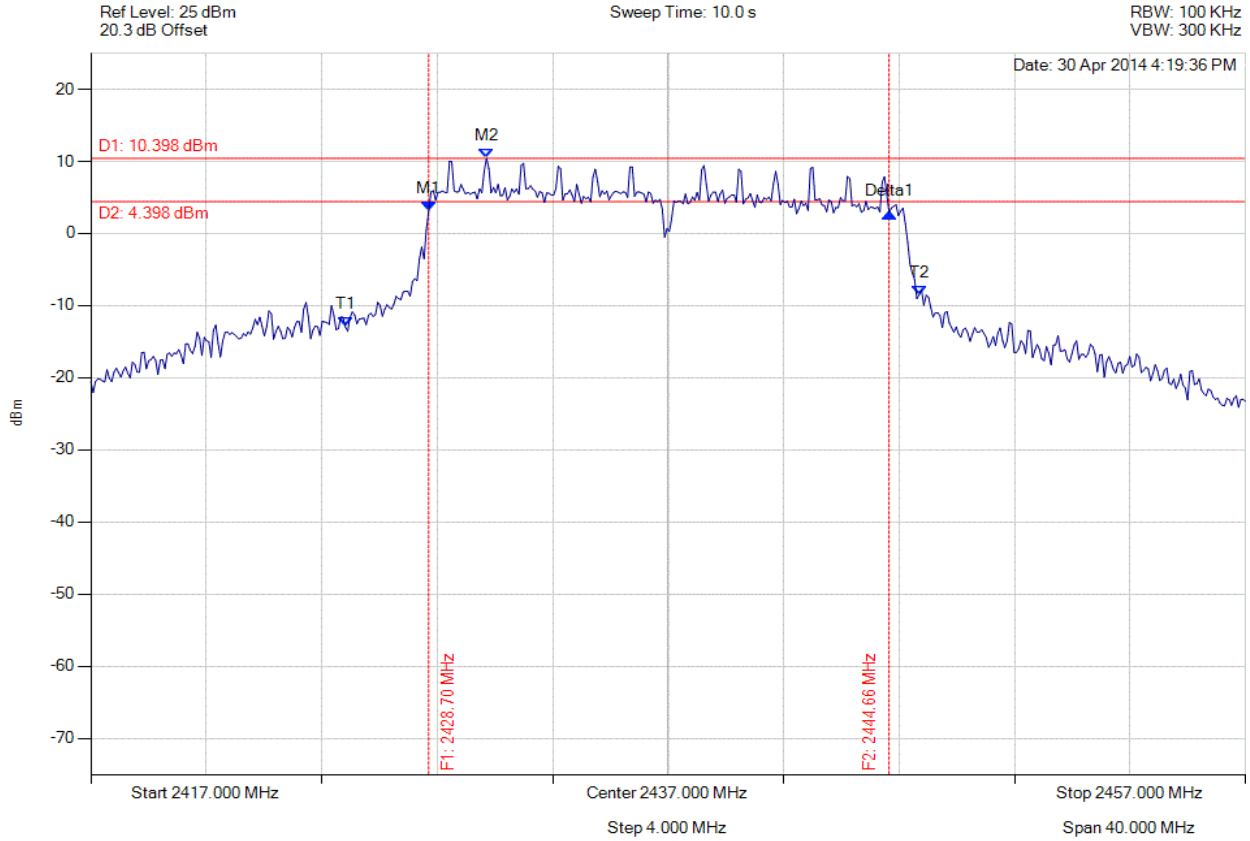

Analyser Setup	Marker : Frequency : Amplitude	Test Results
Detector = MAX PEAK Sweep Count = 0 RF Atten (dB) = 20 Trace Mode = VIEW	M1 : 2428.703 MHz : 3.109 dBm M2 : 2430.707 MHz : 10.398 dBm Delta1 : 15.952 MHz : -0.240 dB T1 : 2425.818 MHz : -12.942 dBm T2 : 2445.697 MHz : -8.475 dBm OBW : 19.880 MHz	Measured 6 dB Bandwidth: 15.952 MHz Limit: ≥500.0 kHz Margin: -15.45 MHz

Back to the Matrix

6 dB & 99% BANDWIDTH

Variant: 802.11g, Channel: 2437.00 MHz, Chain c, Temp: Ambient, Voltage: 3.3 Vdc

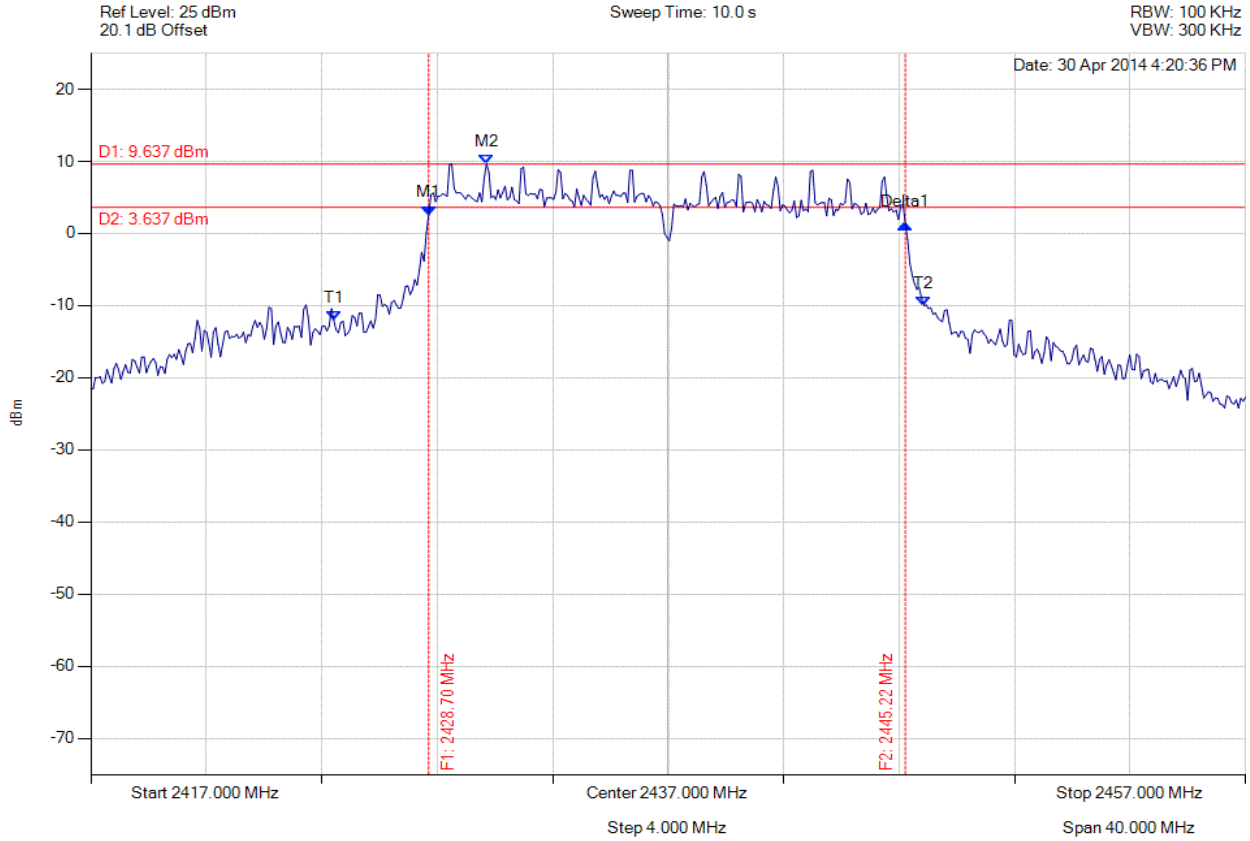

Analyser Setup	Marker : Frequency : Amplitude	Test Results
Detector = MAX PEAK Sweep Count = 0 RF Atten (dB) = 20 Trace Mode = VIEW	M1 : 2428.703 MHz : 2.554 dBm M2 : 2430.707 MHz : 9.637 dBm Delta1 : 16.513 MHz : -1.273 dB T1 : 2425.417 MHz : -12.026 dBm T2 : 2445.858 MHz : -10.007 dBm OBW : 20.441 MHz	Measured 6 dB Bandwidth: 16.513 MHz Limit: ≥500.0 kHz Margin: -16.01 MHz

Back to the Matrix

6 dB & 99% BANDWIDTH

Variant: 802.11g, Channel: 2462.00 MHz, Chain a, Temp: Ambient, Voltage: 3.3 Vdc

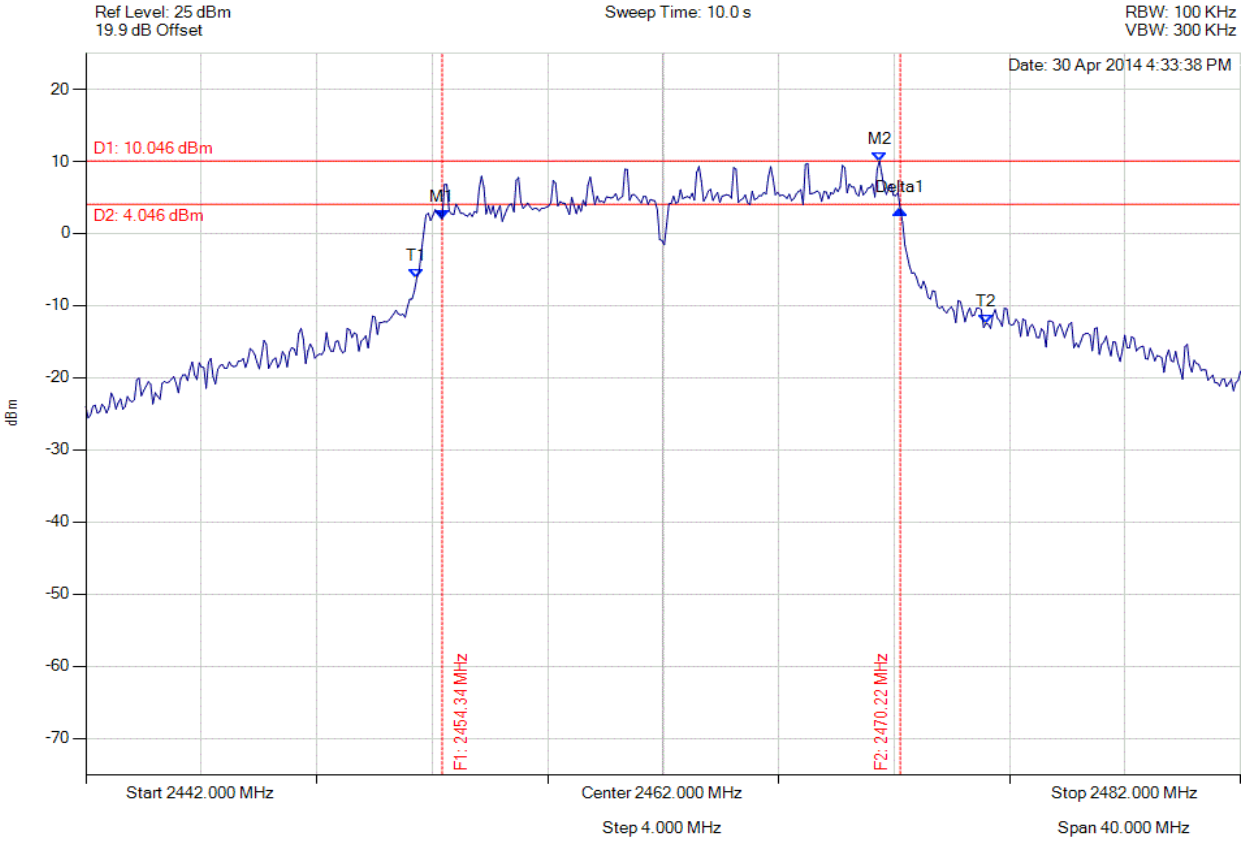

Analyser Setup	Marker : Frequency : Amplitude	Test Results
Detector = MAX PEAK Sweep Count = 0 RF Atten (dB) = 20 Trace Mode = VIEW	M1 : 2454.345 MHz : 2.004 dBm M2 : 2469.495 MHz : 10.046 dBm Delta1 : 15.872 MHz : 1.361 dB T1 : 2453.463 MHz : -6.242 dBm T2 : 2473.182 MHz : -12.514 dBm OBW : 19.719 MHz	Measured 6 dB Bandwidth: 15.872 MHz Limit: ≥500.0 kHz Margin: -15.37 MHz

Back to the Matrix

6 dB & 99% BANDWIDTH

Variant: 802.11g, Channel: 2462.00 MHz, Chain b, Temp: Ambient, Voltage: 3.3 Vdc

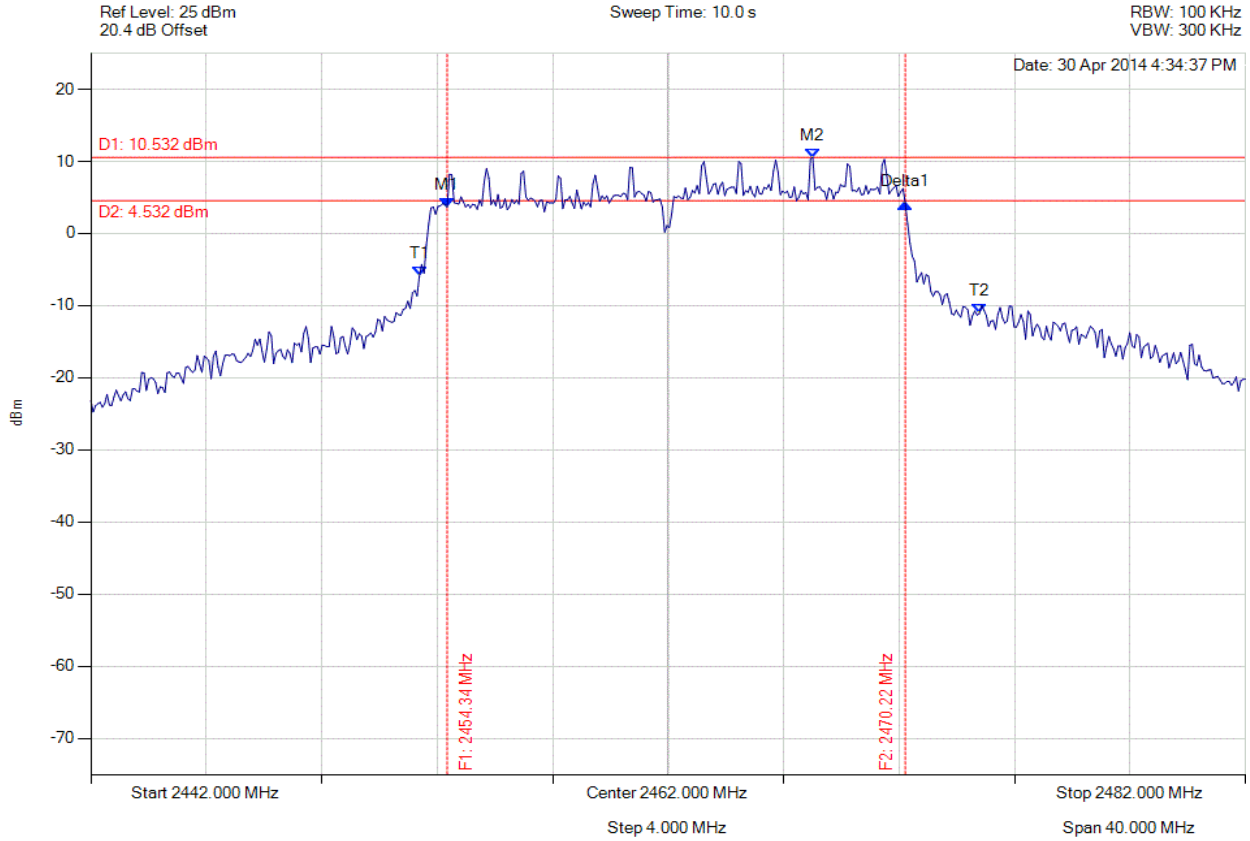

Analyser Setup	Marker : Frequency : Amplitude	Test Results
Detector = MAX PEAK Sweep Count = 0 RF Atten (dB) = 20 Trace Mode = VIEW	M1 : 2454.345 MHz : 3.642 dBm M2 : 2467.010 MHz : 10.532 dBm Delta1 : 15.872 MHz : 0.464 dB T1 : 2453.383 MHz : -5.882 dBm T2 : 2472.782 MHz : -11.099 dBm OBW : 19.399 MHz	Measured 6 dB Bandwidth: 15.872 MHz Limit: ≥500.0 kHz Margin: -15.37 MHz

Back to the Matrix

6 dB & 99% BANDWIDTH

Variant: 802.11g, Channel: 2462.00 MHz, Chain c, Temp: Ambient, Voltage: 3.3 Vdc

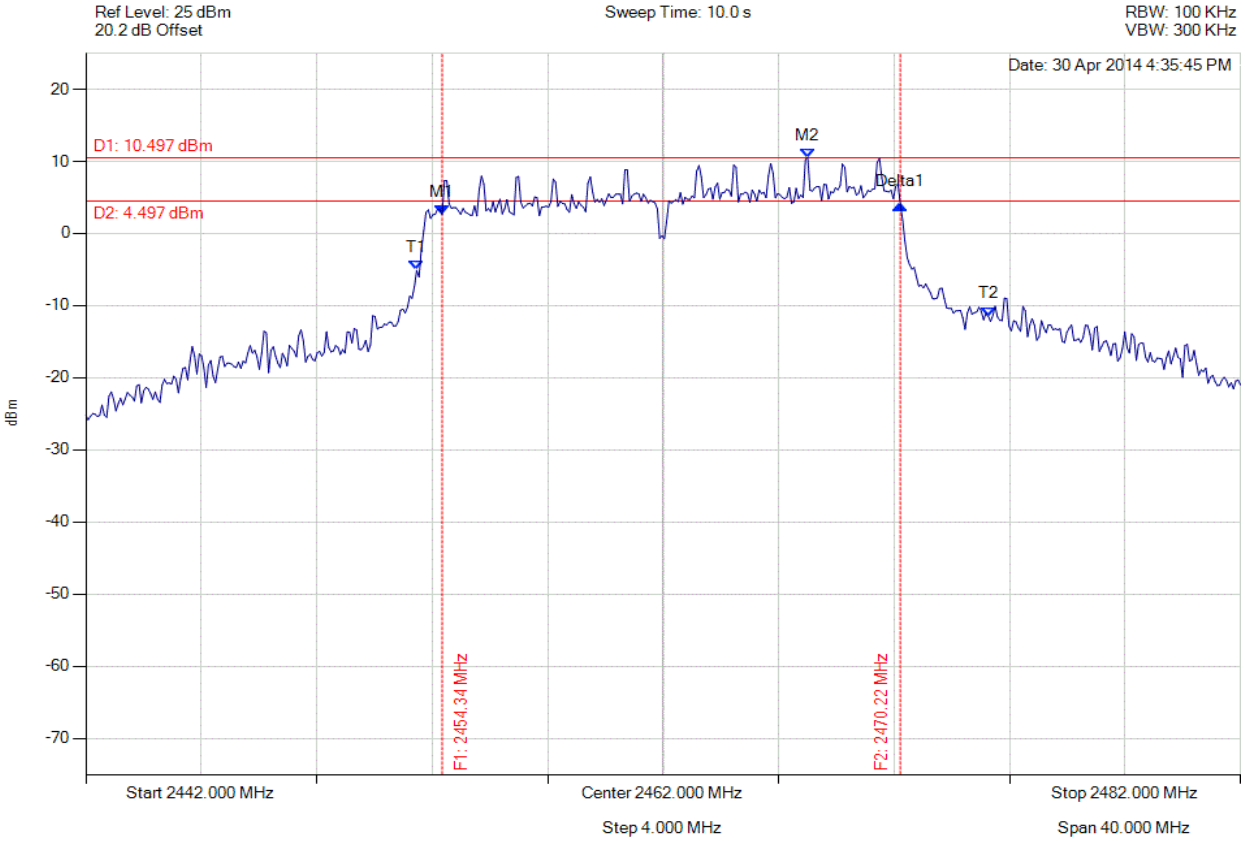

Analyser Setup	Marker : Frequency : Amplitude	Test Results
Detector = MAX PEAK Sweep Count = 0 RF Atten (dB) = 20 Trace Mode = VIEW	M1 : 2454.345 MHz : 2.643 dBm M2 : 2467.010 MHz : 10.497 dBm Delta1 : 15.872 MHz : 1.403 dB T1 : 2453.463 MHz : -5.114 dBm T2 : 2473.263 MHz : -11.465 dBm OBW : 19.800 MHz	Measured 6 dB Bandwidth: 15.872 MHz Limit: ≥500.0 kHz Margin: -15.37 MHz

Back to the Matrix

6 dB & 99% BANDWIDTH

Variant: 802.11n HT-20, Channel: 2412.00 MHz, Chain a, Temp: Ambient, Voltage: 3.3 Vdc

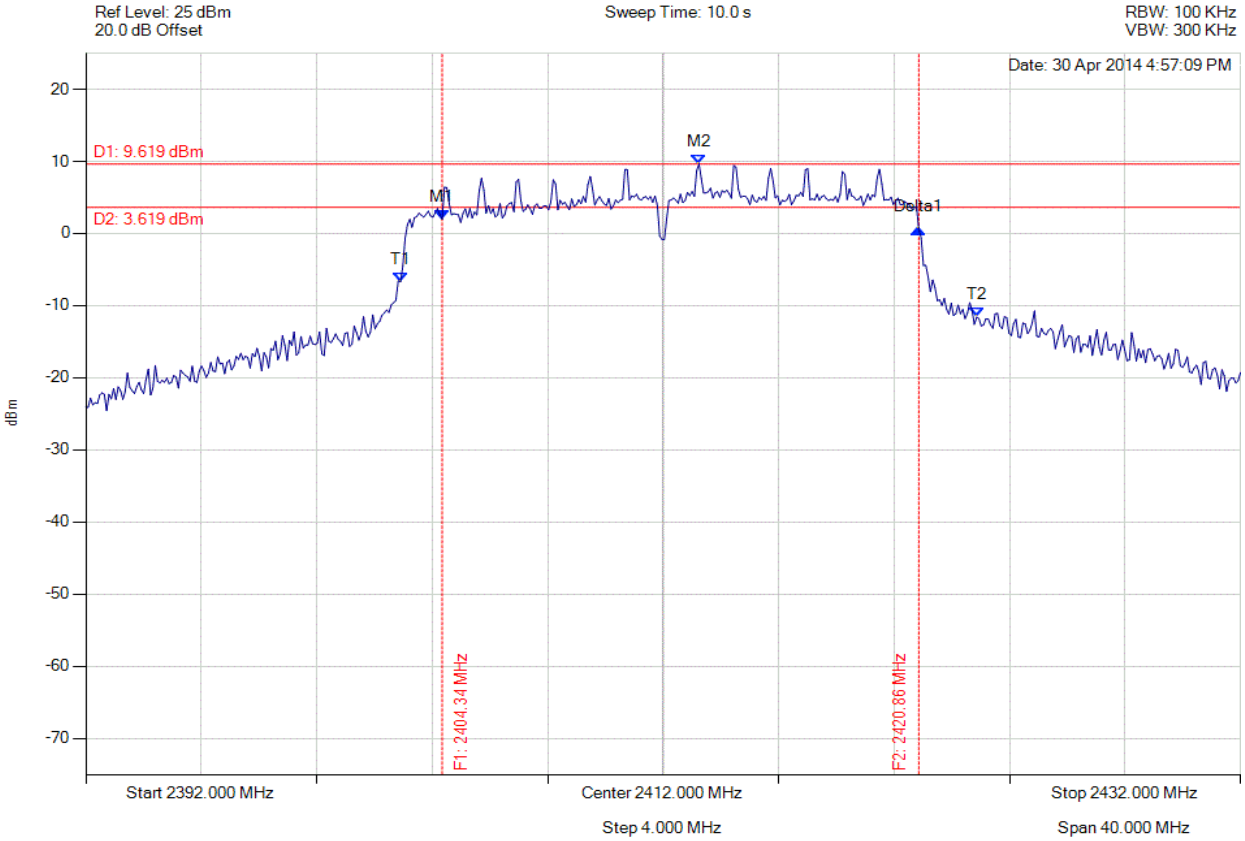

Analyser Setup	Marker : Frequency : Amplitude	Test Results
Detector = MAX PEAK Sweep Count = 0 RF Atten (dB) = 20 Trace Mode = VIEW	M1 : 2404.345 MHz : 1.960 dBm M2 : 2413.242 MHz : 9.619 dBm Delta1 : 16.513 MHz : -1.379 dB T1 : 2402.902 MHz : -6.698 dBm T2 : 2422.862 MHz : -11.583 dBm OBW : 19.960 MHz	Measured 6 dB Bandwidth: 16.513 MHz Limit: ≥500.0 kHz Margin: -16.01 MHz

Back to the Matrix

6 dB & 99% BANDWIDTH

Variant: 802.11n HT-20, Channel: 2412.00 MHz, Chain b, Temp: Ambient, Voltage: 3.3 Vdc

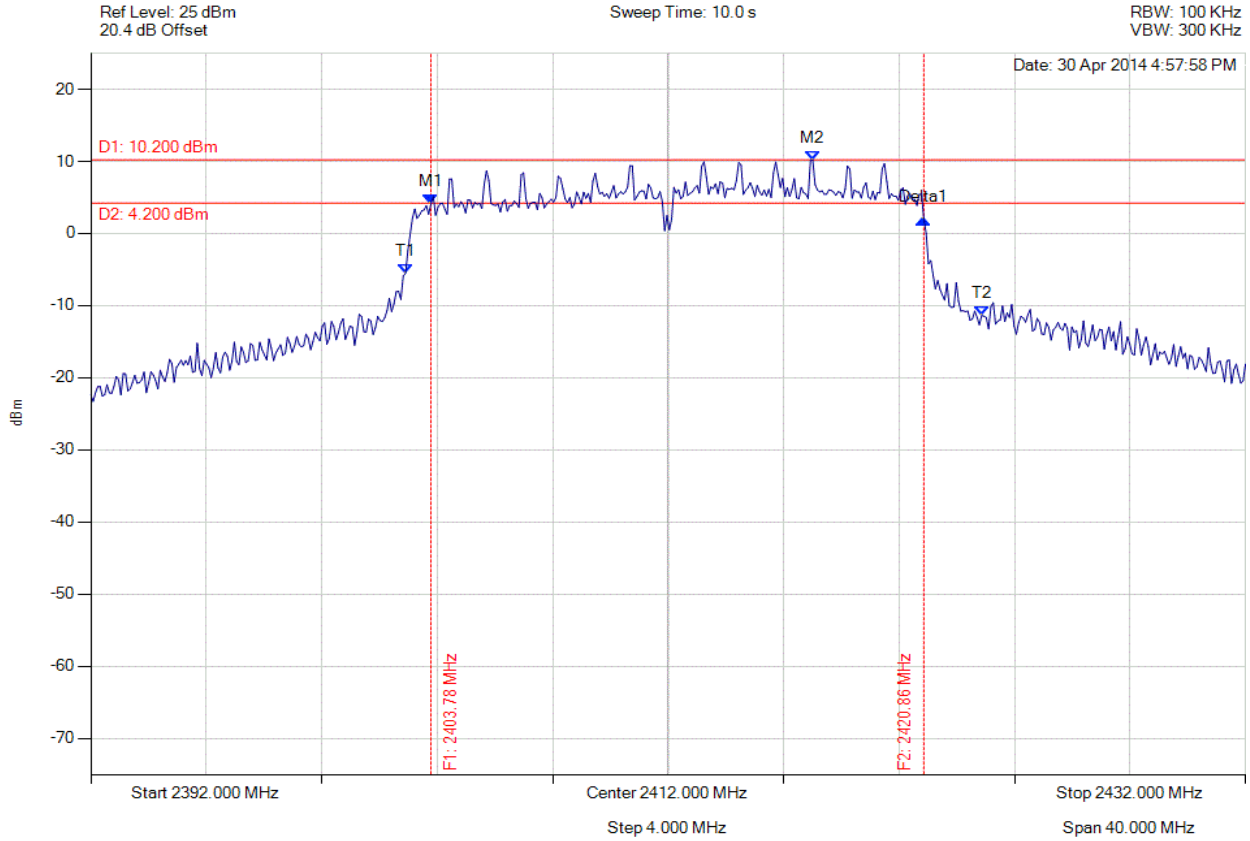

Analyser Setup	Marker : Frequency : Amplitude	Test Results
Detector = MAX PEAK Sweep Count = 0 RF Atten (dB) = 20 Trace Mode = VIEW	M1 : 2403.784 MHz : 4.130 dBm M2 : 2417.010 MHz : 10.200 dBm Delta1 : 17.074 MHz : -2.119 dB T1 : 2402.902 MHz : -5.537 dBm T2 : 2422.862 MHz : -11.363 dBm OBW : 19.960 MHz	Measured 6 dB Bandwidth: 17.074 MHz Limit: ≥500.0 kHz Margin: -16.57 MHz

Back to the Matrix

6 dB & 99% BANDWIDTH

Variant: 802.11n HT-20, Channel: 2412.00 MHz, Chain c, Temp: Ambient, Voltage: 3.3 Vdc

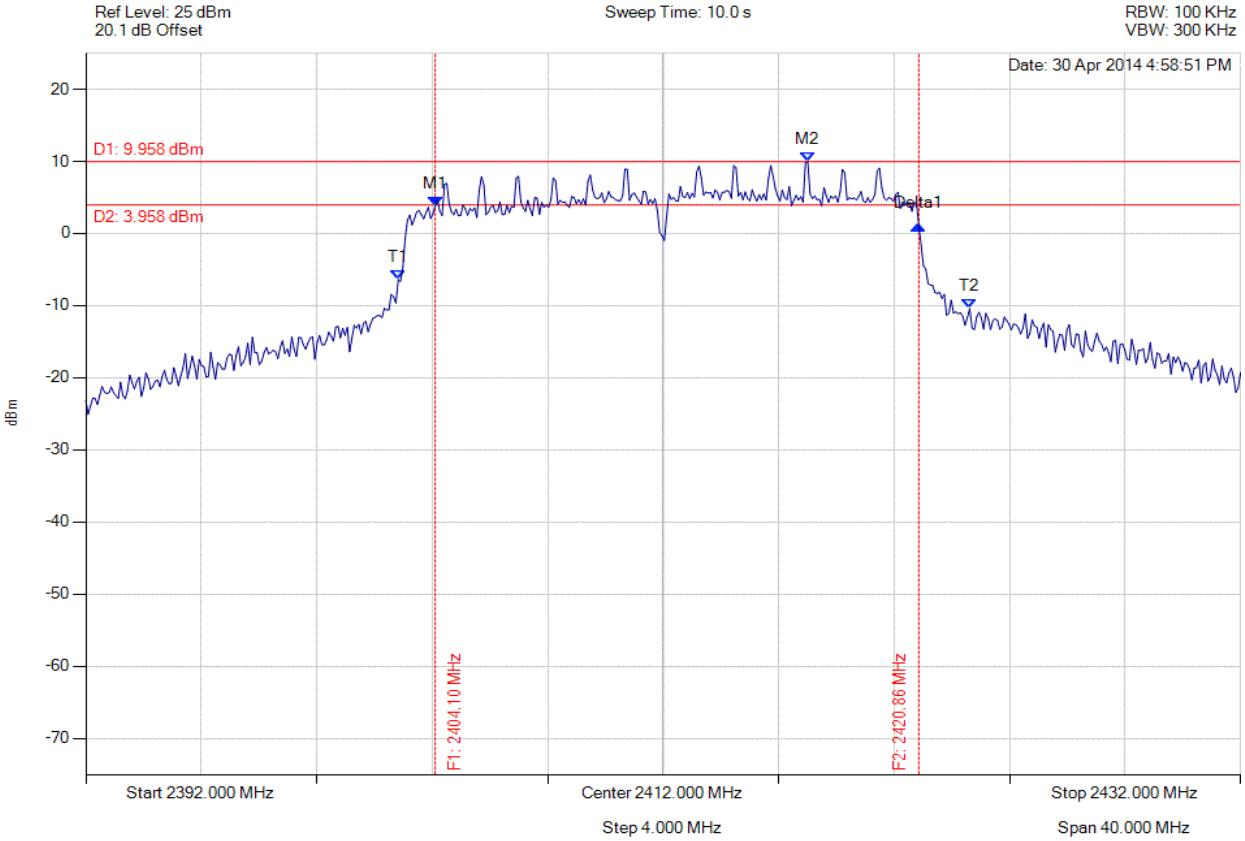

Analyser Setup	Marker : Frequency : Amplitude	Test Results
Detector = MAX PEAK Sweep Count = 0 RF Atten (dB) = 20 Trace Mode = VIEW	M1 : 2404.104 MHz : 3.800 dBm M2 : 2417.010 MHz : 9.958 dBm Delta1 : 16.754 MHz : -2.739 dB T1 : 2402.822 MHz : -6.393 dBm T2 : 2422.621 MHz : -10.420 dBm OBW : 19.800 MHz	Measured 6 dB Bandwidth: 16.754 MHz Limit: ≥500.0 kHz Margin: -16.25 MHz

Back to the Matrix

6 dB & 99% BANDWIDTH

Variant: 802.11n HT-20, Channel: 2437.00 MHz, Chain a, Temp: Ambient, Voltage: 3.3 Vdc

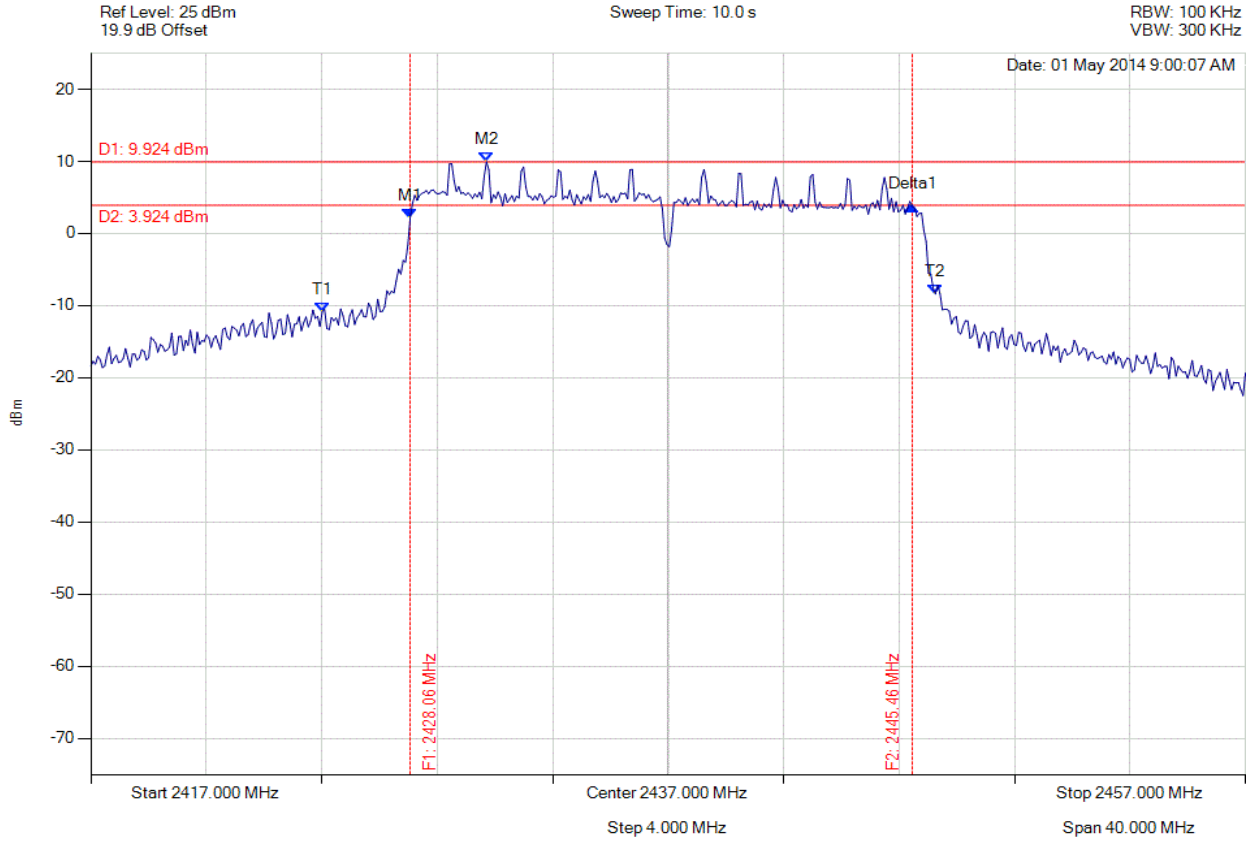

Analyser Setup	Marker : Frequency : Amplitude	Test Results
Detector = MAX PEAK Sweep Count = 0 RF Atten (dB) = 20 Trace Mode = VIEW	M1 : 2428.062 MHz : 2.090 dBm M2 : 2430.707 MHz : 9.924 dBm Delta1 : 17.395 MHz : 1.672 dB T1 : 2425.016 MHz : -10.853 dBm T2 : 2446.259 MHz : -8.388 dBm OBW : 21.242 MHz	Measured 6 dB Bandwidth: 17.395 MHz Limit: ≥500.0 kHz Margin: -16.90 MHz

Back to the Matrix

6 dB & 99% BANDWIDTH

Variant: 802.11n HT-20, Channel: 2437.00 MHz, Chain b, Temp: Ambient, Voltage: 3.3 Vdc

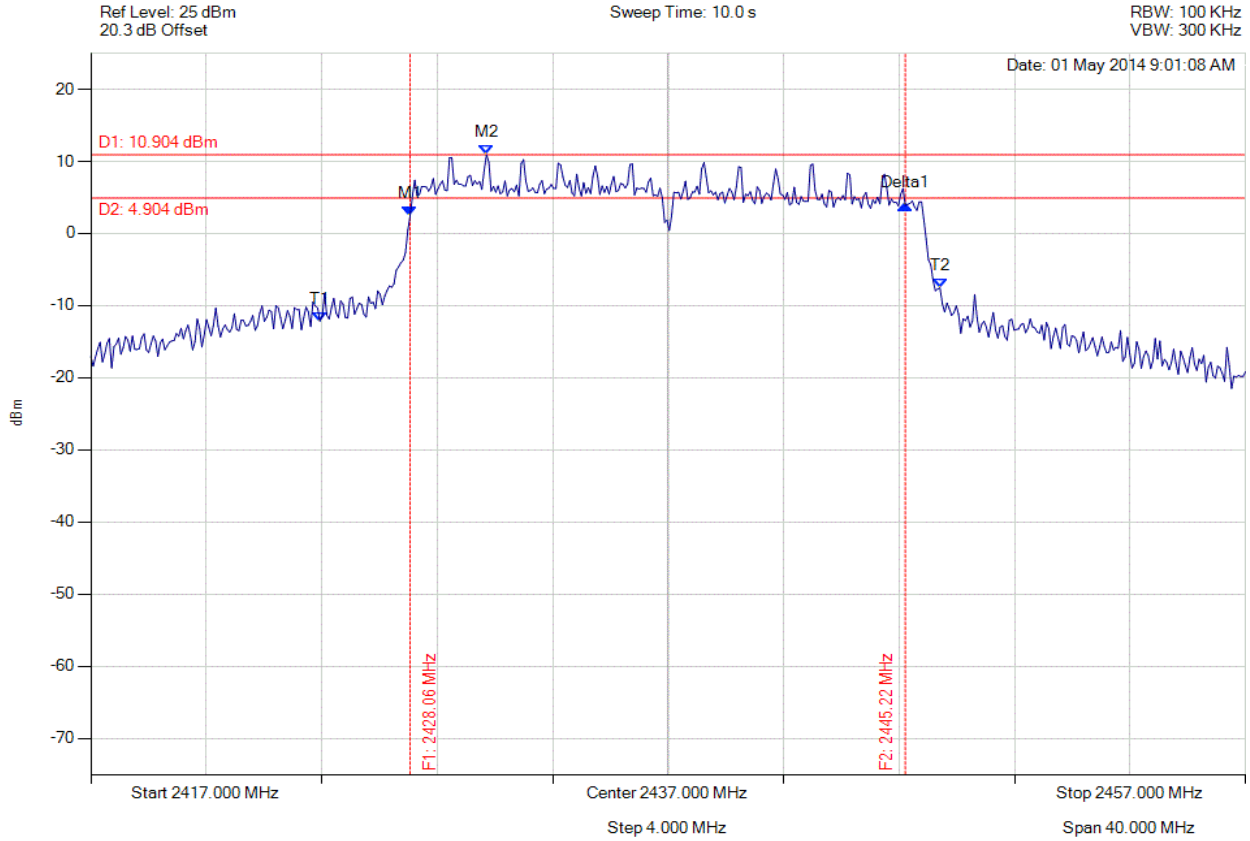

Analyser Setup	Marker : Frequency : Amplitude	Test Results
Detector = MAX PEAK Sweep Count = 0 RF Atten (dB) = 20 Trace Mode = VIEW	M1 : 2428.062 MHz : 2.456 dBm M2 : 2430.707 MHz : 10.904 dBm Delta1 : 17.154 MHz : 1.440 dB T1 : 2424.936 MHz : -12.148 dBm T2 : 2446.419 MHz : -7.546 dBm OBW : 21.483 MHz	Measured 6 dB Bandwidth: 17.154 MHz Limit: ≥500.0 kHz Margin: -16.65 MHz

Back to the Matrix

6 dB & 99% BANDWIDTH

Variant: 802.11n HT-20, Channel: 2437.00 MHz, Chain c, Temp: Ambient, Voltage: 3.3 Vdc

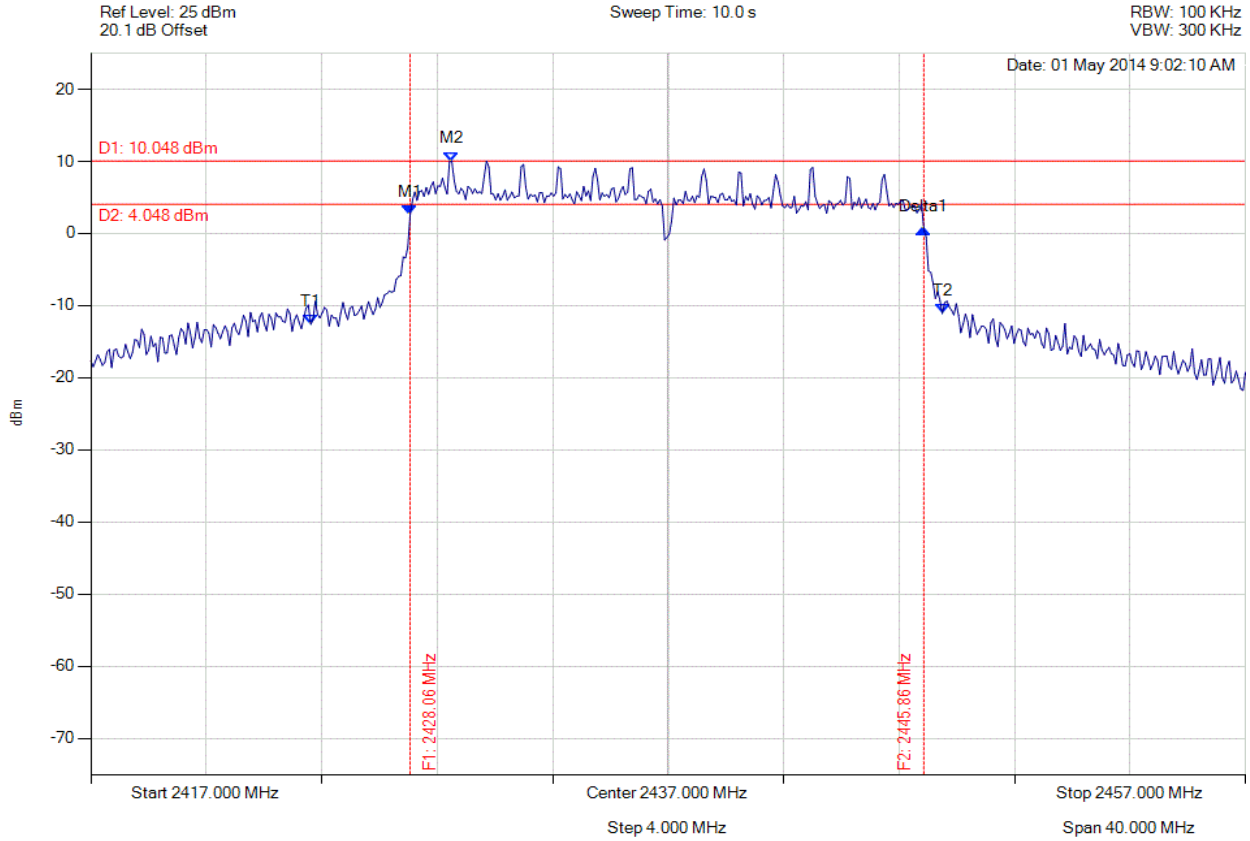

Analyser Setup	Marker : Frequency : Amplitude	Test Results
Detector = MAX PEAK Sweep Count = 0 RF Atten (dB) = 20 Trace Mode = VIEW	M1 : 2428.062 MHz : 2.572 dBm M2 : 2429.505 MHz : 10.048 dBm Delta1 : 17.796 MHz : -1.918 dB T1 : 2424.615 MHz : -12.590 dBm T2 : 2446.499 MHz : -11.103 dBm OBW : 21.884 MHz	Measured 6 dB Bandwidth: 17.796 MHz Limit: ≥500.0 kHz Margin: -17.30 MHz

Back to the Matrix

6 dB & 99% BANDWIDTH

Variant: 802.11n HT-20, Channel: 2462.00 MHz, Chain a, Temp: Ambient, Voltage: 3.3 Vdc

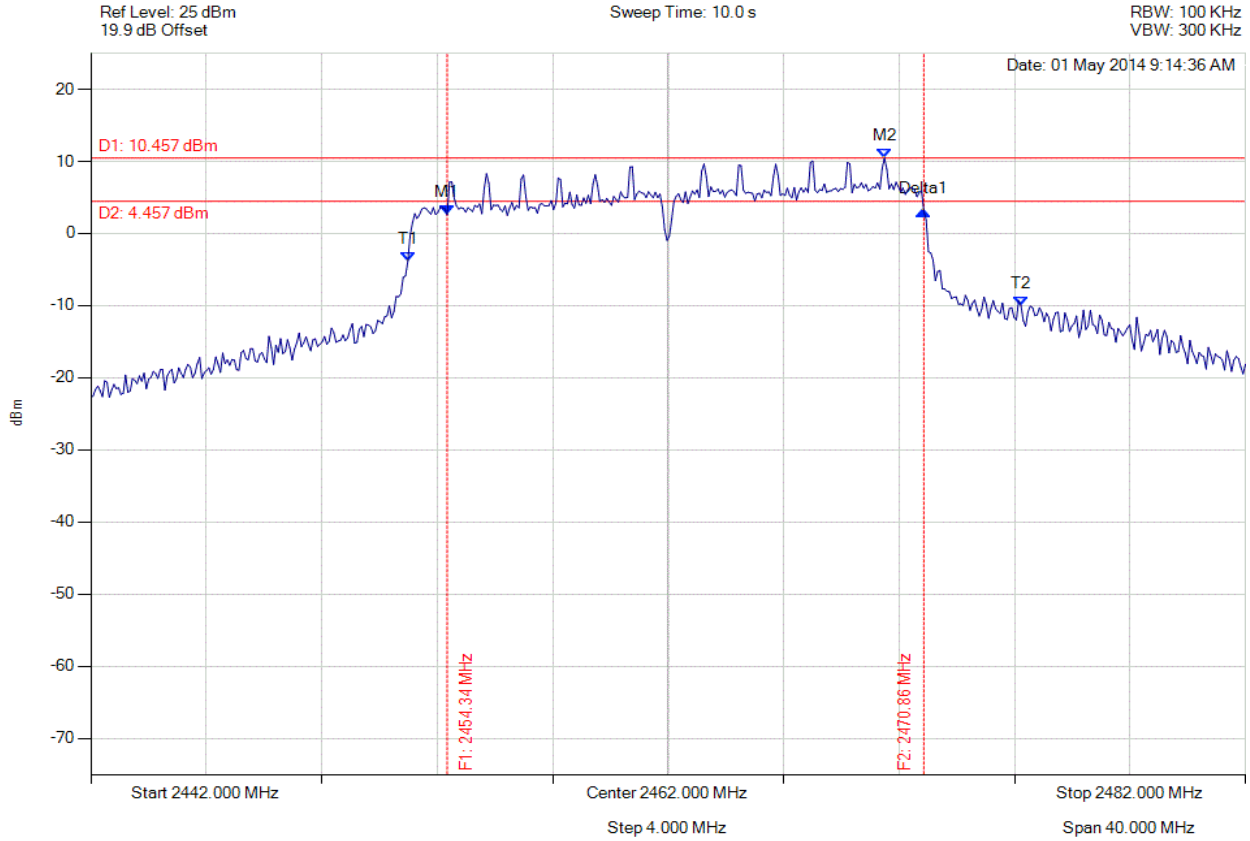

Analyser Setup	Marker : Frequency : Amplitude	Test Results
Detector = MAX PEAK Sweep Count = 0 RF Atten (dB) = 20 Trace Mode = VIEW	M1 : 2454.345 MHz : 2.584 dBm M2 : 2469.495 MHz : 10.457 dBm Delta1 : 16.513 MHz : 0.527 dB T1 : 2452.982 MHz : -3.826 dBm T2 : 2474.224 MHz : -9.995 dBm OBW : 21.242 MHz	Measured 6 dB Bandwidth: 16.513 MHz Limit: ≥500.0 kHz Margin: -16.01 MHz

Back to the Matrix

6 dB & 99% BANDWIDTH

Variant: 802.11n HT-20, Channel: 2462.00 MHz, Chain b, Temp: Ambient, Voltage: 3.3 Vdc

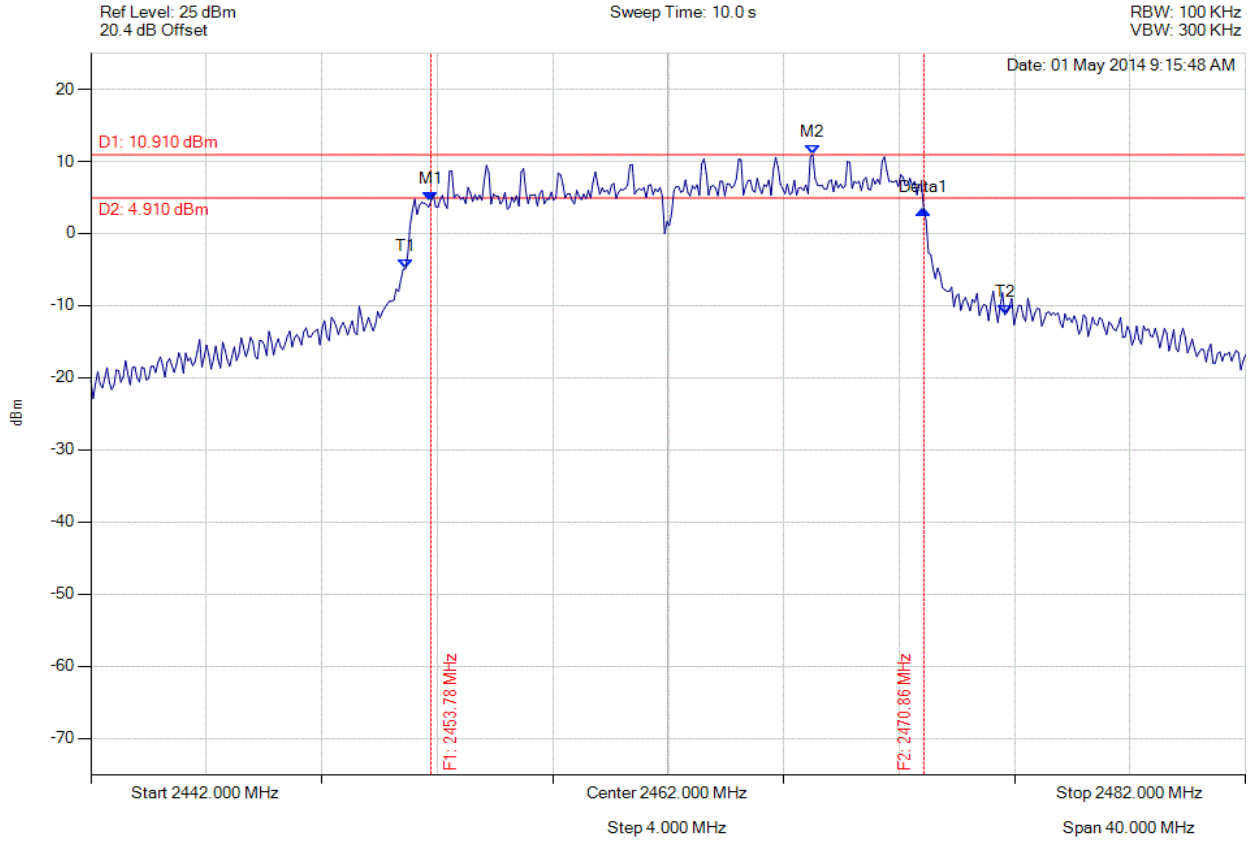

Analyser Setup	Marker : Frequency : Amplitude	Test Results
Detector = MAX PEAK Sweep Count = 0 RF Atten (dB) = 20 Trace Mode = VIEW	M1 : 2453.784 MHz : 4.473 dBm M2 : 2467.010 MHz : 10.910 dBm Delta1 : 17.074 MHz : -1.153 dB T1 : 2452.902 MHz : -4.894 dBm T2 : 2473.663 MHz : -11.270 dBm OBW : 20.762 MHz	Measured 6 dB Bandwidth: 17.074 MHz Limit: ≥500.0 kHz Margin: -16.57 MHz

Back to the Matrix

This test report may be reproduced in full only. The document may only be updated by MiCOM Labs personnel. Any changes will be noted in the Document History section of the report.

6 dB & 99% BANDWIDTH

Variant: 802.11n HT-20, Channel: 2462.00 MHz, Chain c, Temp: Ambient, Voltage: 3.3 Vdc

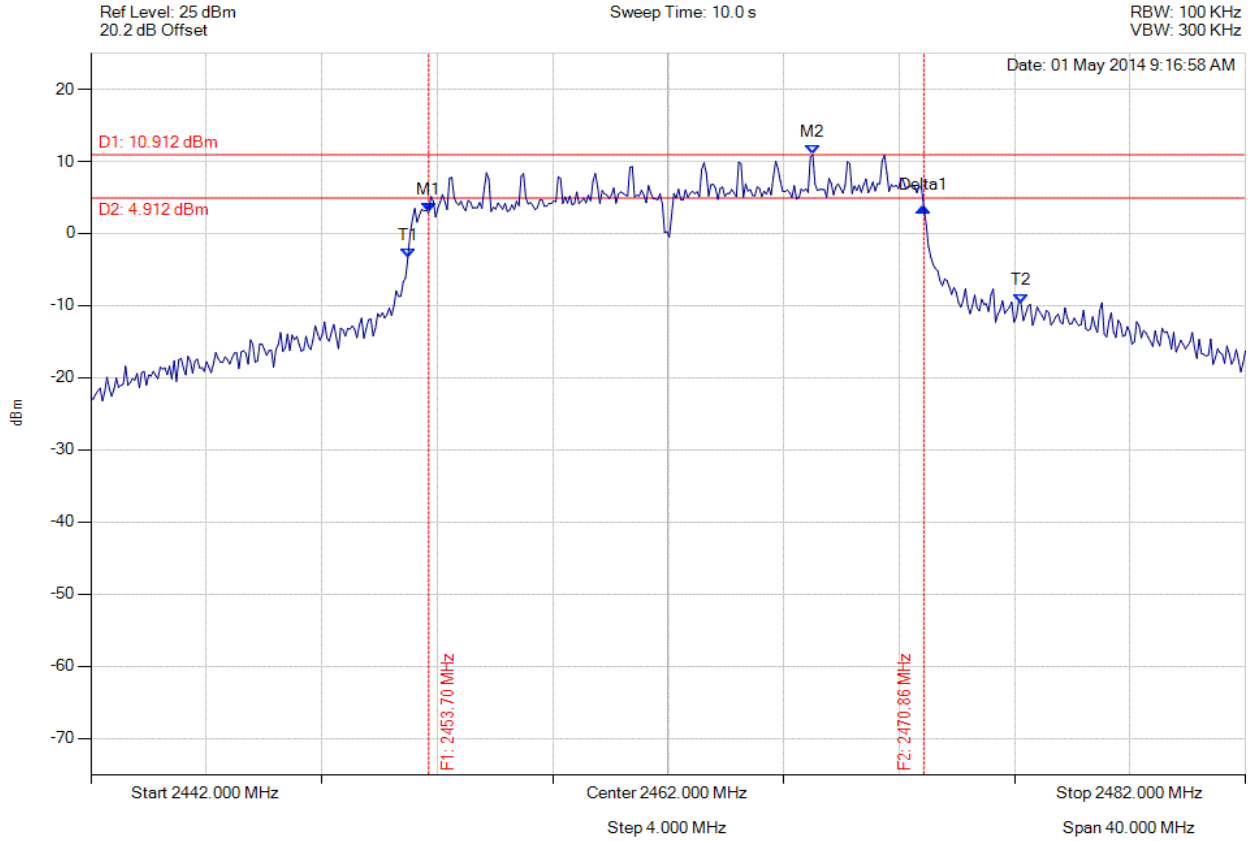

Analyser Setup	Marker : Frequency : Amplitude	Test Results
Detector = MAX PEAK Sweep Count = 0 RF Atten (dB) = 20 Trace Mode = VIEW	M1 : 2453.703 MHz : 2.899 dBm M2 : 2467.010 MHz : 10.912 dBm Delta1 : 17.154 MHz : 0.732 dB T1 : 2452.982 MHz : -3.377 dBm T2 : 2474.224 MHz : -9.622 dBm OBW : 21.242 MHz	Measured 6 dB Bandwidth: 17.154 MHz Limit: ≥500.0 kHz Margin: -16.65 MHz

Back to the Matrix

6 dB & 99% BANDWIDTH

Variant: 802.11n HT-40, Channel: 2422.00 MHz, Chain a, Temp: Ambient, Voltage: 3.3 Vdc

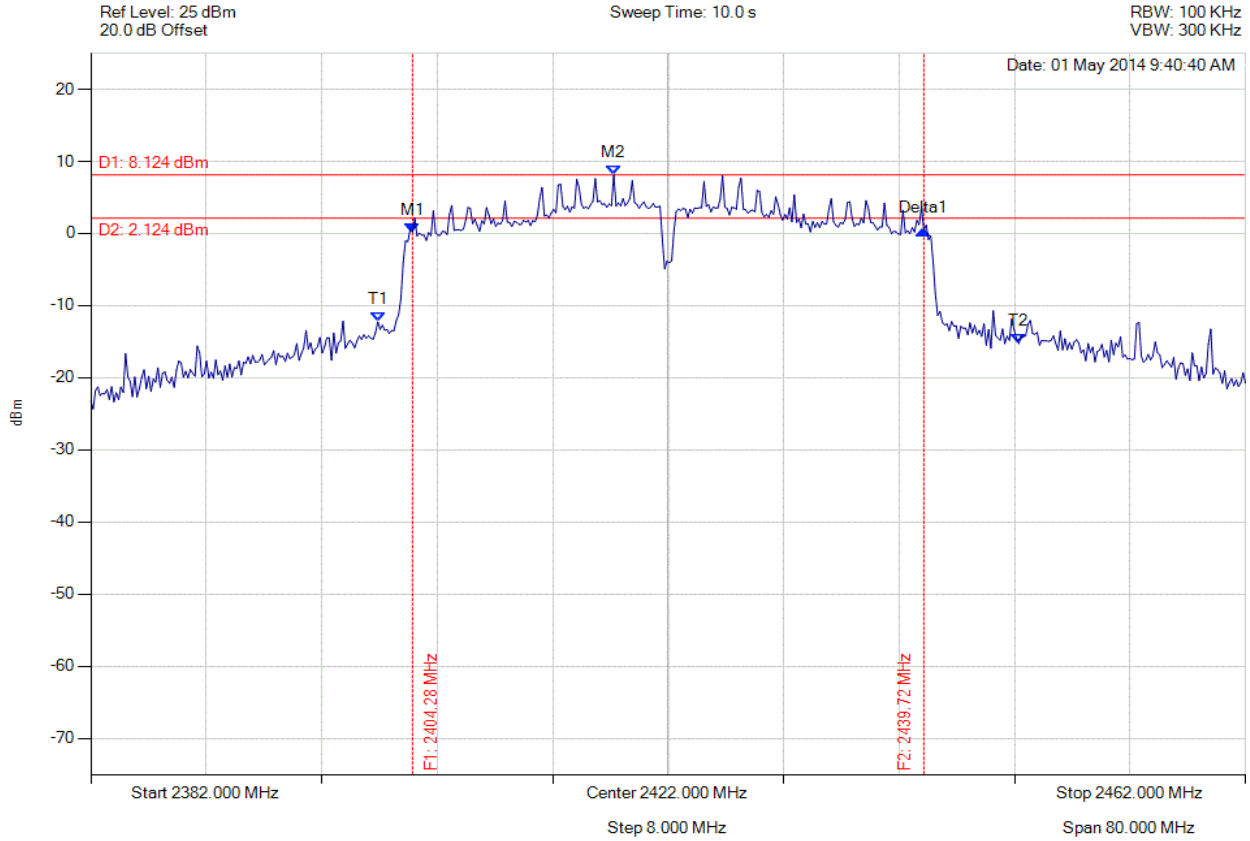

Analyser Setup	Marker : Frequency : Amplitude	Test Results
Detector = MAX PEAK Sweep Count = 0 RF Atten (dB) = 20 Trace Mode = VIEW	M1 : 2404.285 MHz : 0.188 dBm M2 : 2418.232 MHz : 8.124 dBm Delta1 : 35.431 MHz : 0.289 dB T1 : 2401.880 MHz : -12.240 dBm T2 : 2446.289 MHz : -15.268 dBm OBW : 44.409 MHz	Measured 6 dB Bandwidth: 35.431 MHz Limit: ≥500.0 kHz Margin: -34.93 MHz

Back to the Matrix

6 dB & 99% BANDWIDTH

Variant: 802.11n HT-40, Channel: 2422.00 MHz, Chain b, Temp: Ambient, Voltage: 3.3 Vdc

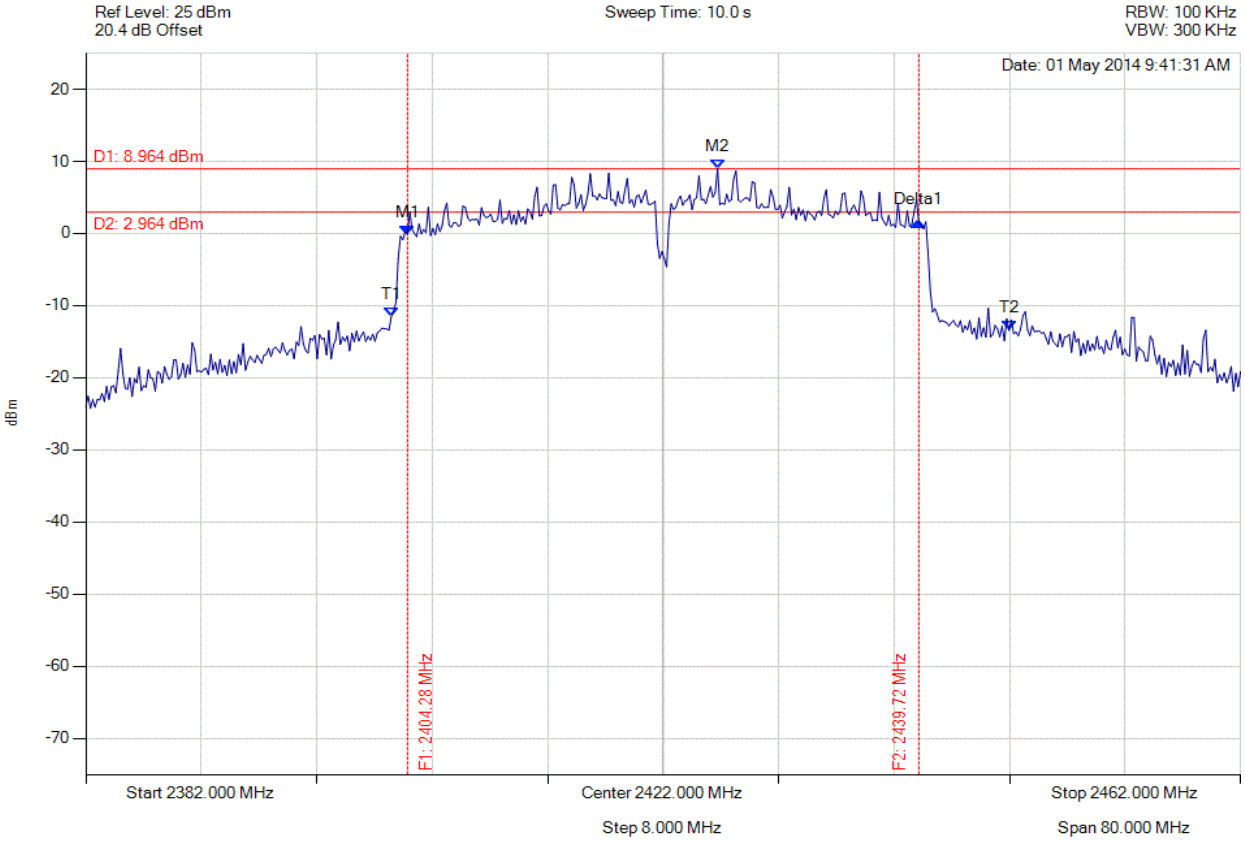

Analyser Setup	Marker : Frequency : Amplitude	Test Results
Detector = MAX PEAK Sweep Count = 0 RF Atten (dB) = 20 Trace Mode = VIEW	M1 : 2404.285 MHz : -0.159 dBm M2 : 2425.768 MHz : 8.964 dBm Delta1 : 35.431 MHz : 1.721 dB T1 : 2403.162 MHz : -11.559 dBm T2 : 2445.968 MHz : -13.440 dBm OBW : 42.806 MHz	Measured 6 dB Bandwidth: 35.431 MHz Limit: ≥500.0 kHz Margin: -34.93 MHz

Back to the Matrix

6 dB & 99% BANDWIDTH

Variant: 802.11n HT-40, Channel: 2422.00 MHz, Chain c, Temp: Ambient, Voltage: 3.3 Vdc

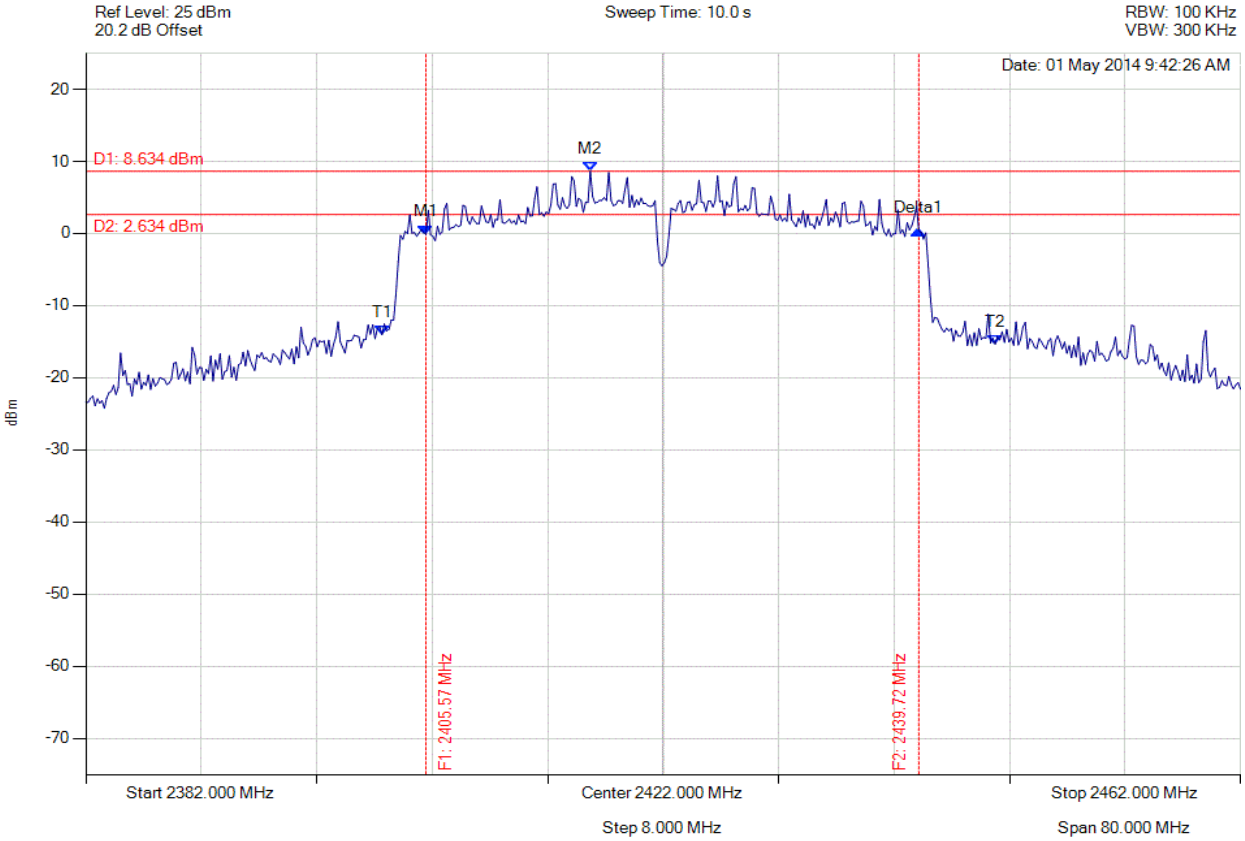

Analyser Setup	Marker : Frequency : Amplitude	Test Results
Detector = MAX PEAK Sweep Count = 0 RF Atten (dB) = 20 Trace Mode = VIEW	M1 : 2405.567 MHz : -0.121 dBm M2 : 2416.950 MHz : 8.634 dBm Delta1 : 34.148 MHz : 0.574 dB T1 : 2402.521 MHz : -14.042 dBm T2 : 2445.006 MHz : -15.350 dBm OBW : 42.485 MHz	Measured 6 dB Bandwidth: 34.148 MHz Limit: ≥500.0 kHz Margin: -33.65 MHz

Back to the Matrix

6 dB & 99% BANDWIDTH

Variant: 802.11n HT-40, Channel: 2437.00 MHz, Chain a, Temp: Ambient, Voltage: 3.3 Vdc

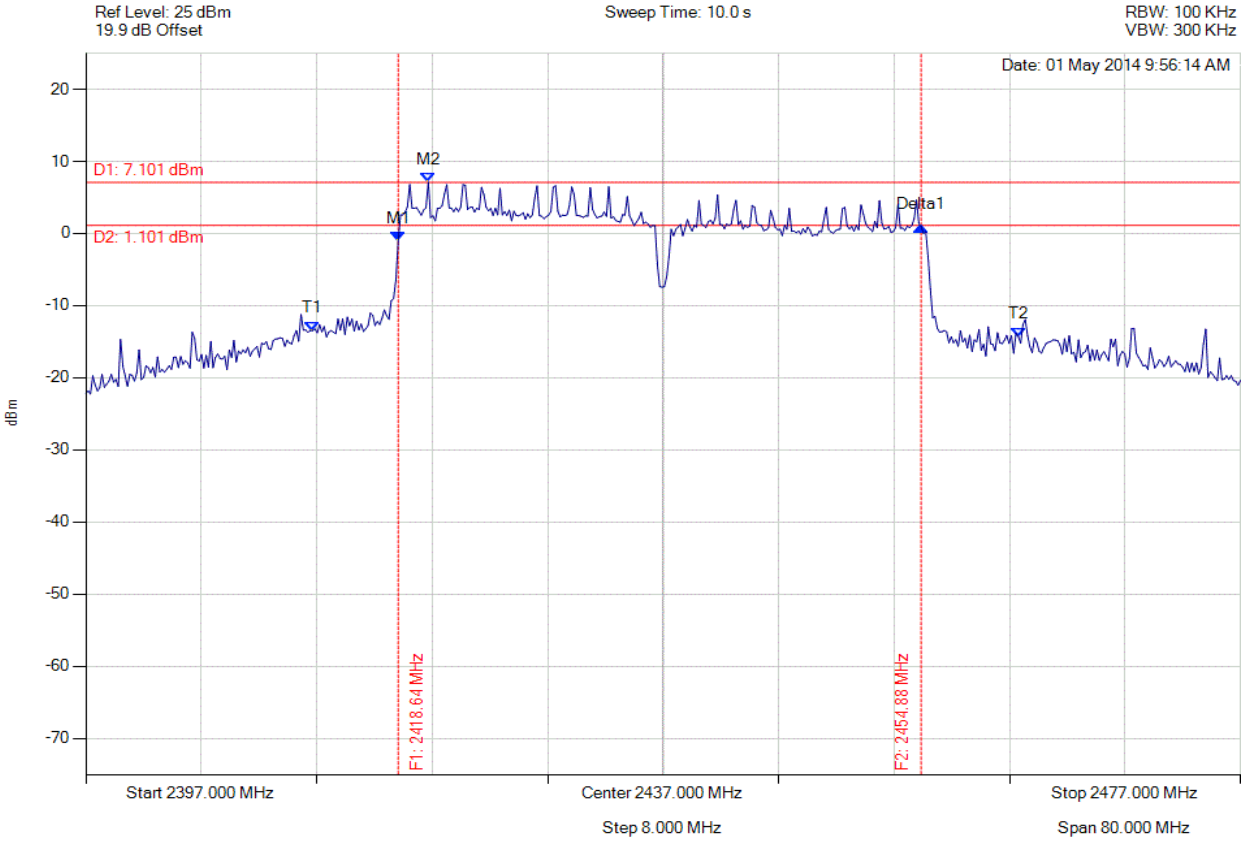

Analyser Setup	Marker : Frequency : Amplitude	Test Results
Detector = MAX PEAK Sweep Count = 0 RF Atten (dB) = 20 Trace Mode = VIEW	M1 : 2418.643 MHz : -1.030 dBm M2 : 2420.727 MHz : 7.101 dBm Delta1 : 36.232 MHz : 1.952 dB T1 : 2412.711 MHz : -13.462 dBm T2 : 2461.609 MHz : -14.296 dBm OBW : 48.898 MHz	Measured 6 dB Bandwidth: 36.232 MHz Limit: ≥500.0 kHz Margin: -35.73 MHz

Back to the Matrix

6 dB & 99% BANDWIDTH

Variant: 802.11n HT-40, Channel: 2437.00 MHz, Chain b, Temp: Ambient, Voltage: 3.3 Vdc

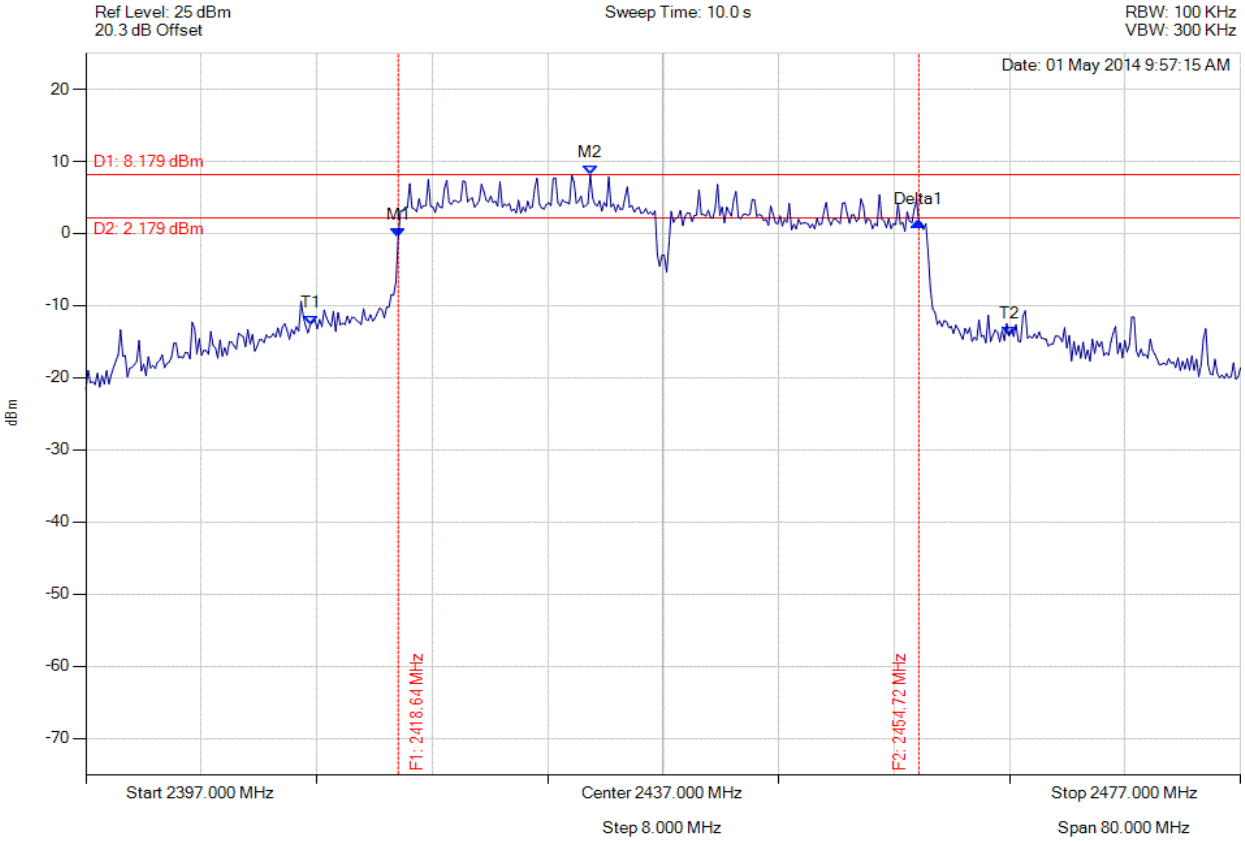

Analyser Setup	Marker : Frequency : Amplitude	Test Results
Detector = MAX PEAK Sweep Count = 0 RF Atten (dB) = 20 Trace Mode = VIEW	M1 : 2418.643 MHz : -0.550 dBm M2 : 2431.950 MHz : 8.179 dBm Delta1 : 36.072 MHz : 2.217 dB T1 : 2412.551 MHz : -12.673 dBm T2 : 2460.968 MHz : -14.184 dBm OBW : 48.417 MHz	Measured 6 dB Bandwidth: 36.072 MHz Limit: ≥500.0 kHz Margin: -35.57 MHz

Back to the Matrix

6 dB & 99% BANDWIDTH

Variant: 802.11n HT-40, Channel: 2437.00 MHz, Chain c, Temp: Ambient, Voltage: 3.3 Vdc

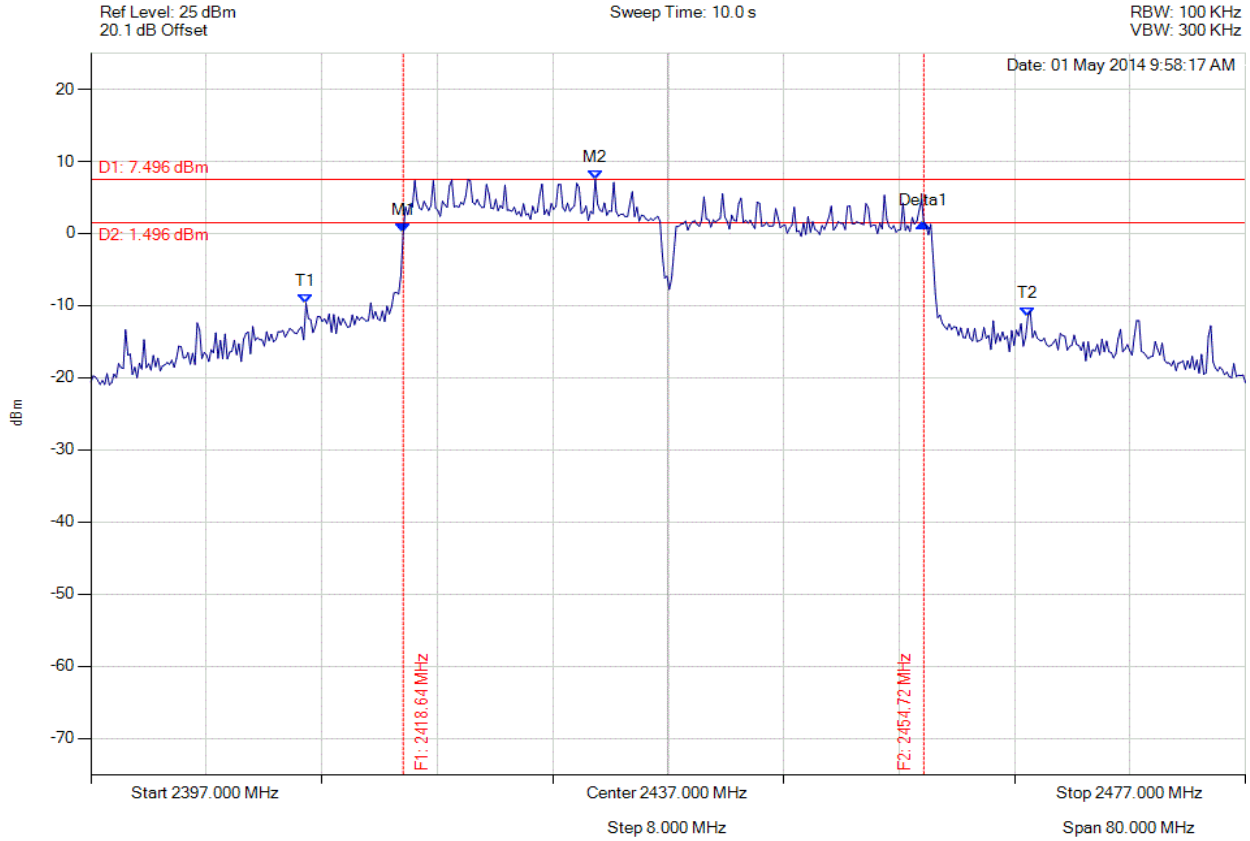

Analyser Setup	Marker : Frequency : Amplitude	Test Results
Detector = MAX PEAK Sweep Count = 0 RF Atten (dB) = 20 Trace Mode = VIEW	M1 : 2418.643 MHz : 0.070 dBm M2 : 2431.950 MHz : 7.496 dBm Delta1 : 36.072 MHz : 1.397 dB T1 : 2411.910 MHz : -9.671 dBm T2 : 2461.930 MHz : -11.453 dBm OBW : 50.020 MHz	Measured 6 dB Bandwidth: 36.072 MHz Limit: ≥500.0 kHz Margin: -35.57 MHz

Back to the Matrix

6 dB & 99% BANDWIDTH

Variant: 802.11n HT-40, Channel: 2452.00 MHz, Chain a, Temp: Ambient, Voltage: 3.3 Vdc

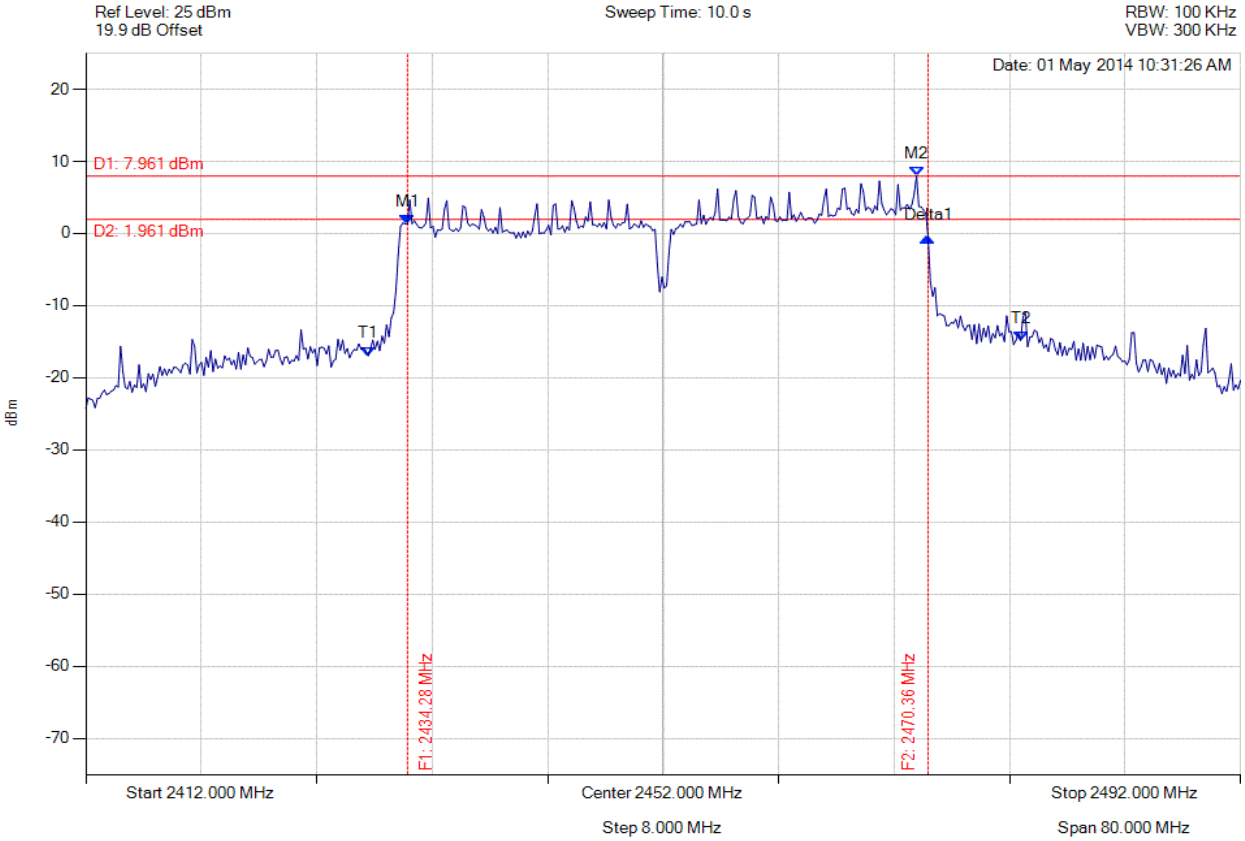

Analyser Setup	Marker : Frequency : Amplitude	Test Results
Detector = MAX PEAK Sweep Count = 0 RF Atten (dB) = 20 Trace Mode = VIEW	M1 : 2434.285 MHz : 1.313 dBm M2 : 2469.555 MHz : 7.961 dBm Delta1 : 36.072 MHz : -1.790 dB T1 : 2431.559 MHz : -16.958 dBm T2 : 2476.770 MHz : -14.874 dBm OBW : 45.210 MHz	Measured 6 dB Bandwidth: 36.072 MHz Limit: ≥500.0 kHz Margin: -35.57 MHz

Back to the Matrix

6 dB & 99% BANDWIDTH

Variant: 802.11n HT-40, Channel: 2452.00 MHz, Chain b, Temp: Ambient, Voltage: 3.3 Vdc

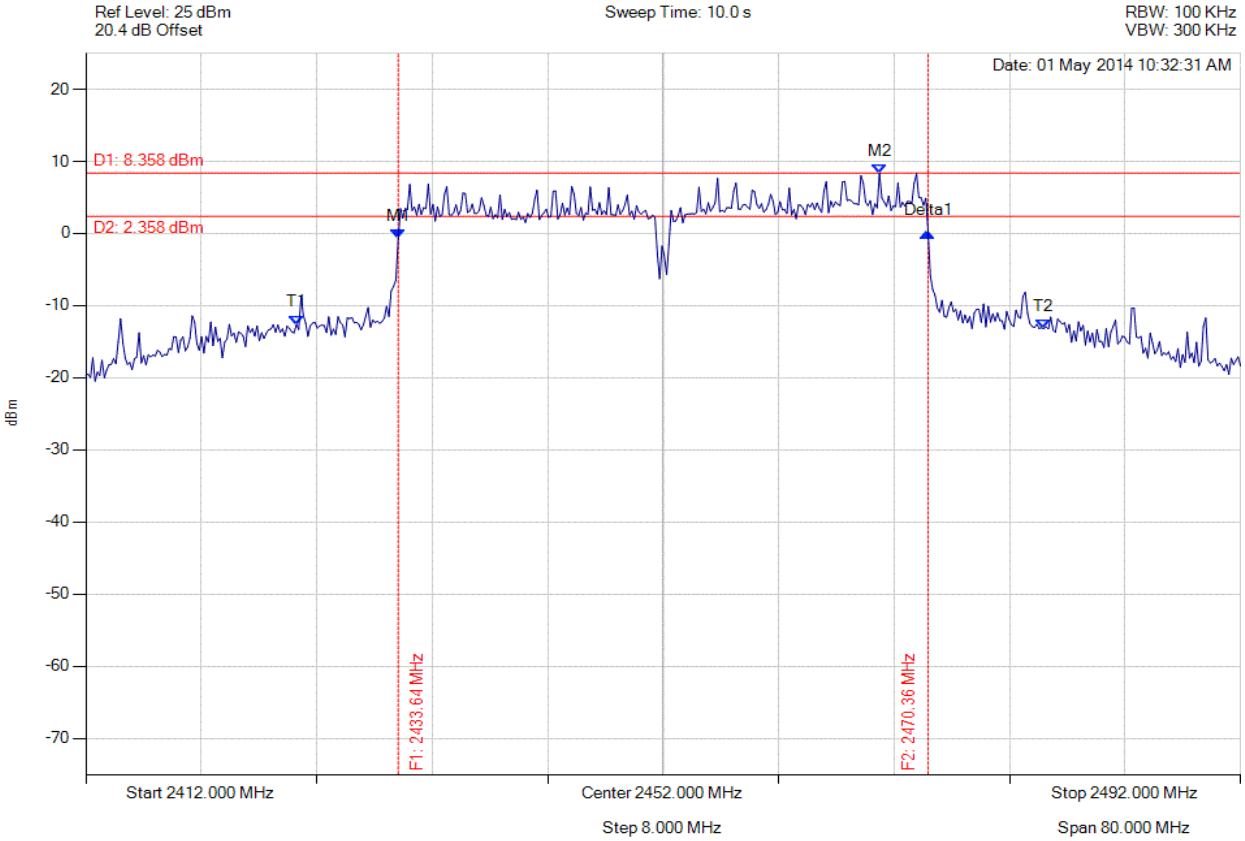

Analyser Setup	Marker : Frequency : Amplitude	Test Results
Detector = MAX PEAK Sweep Count = 0 RF Atten (dB) = 20 Trace Mode = VIEW	M1 : 2433.643 MHz : -0.731 dBm M2 : 2466.990 MHz : 8.358 dBm Delta1 : 36.713 MHz : 0.901 dB T1 : 2426.589 MHz : -12.620 dBm T2 : 2478.373 MHz : -13.208 dBm OBW : 51.784 MHz	Measured 6 dB Bandwidth: 36.713 MHz Limit: ≥500.0 kHz Margin: -36.21 MHz

Back to the Matrix

6 dB & 99% BANDWIDTH

Variant: 802.11n HT-40, Channel: 2452.00 MHz, Chain c, Temp: Ambient, Voltage: 3.3 Vdc

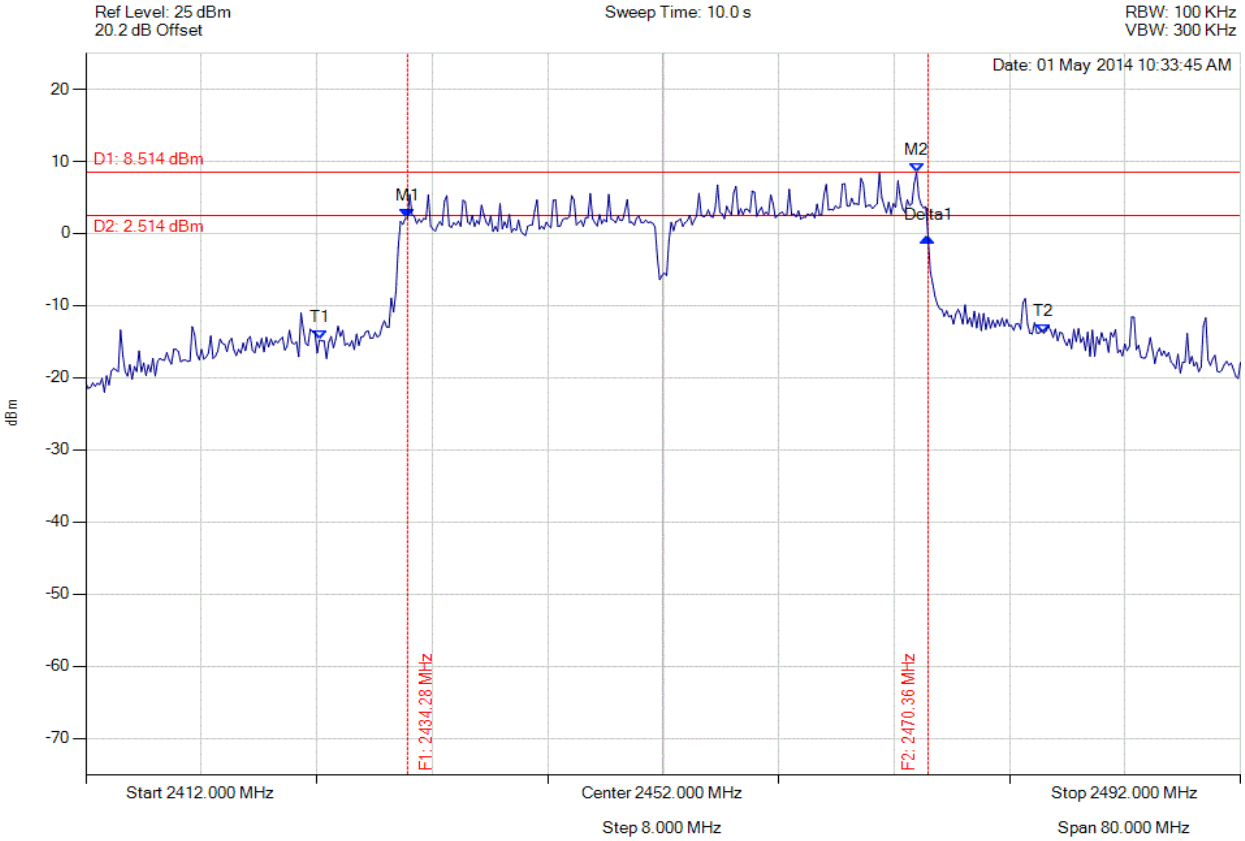

Analyser Setup	Marker : Frequency : Amplitude	Test Results
Detector = MAX PEAK Sweep Count = 0 RF Atten (dB) = 20 Trace Mode = VIEW	M1 : 2434.285 MHz : 2.159 dBm M2 : 2469.555 MHz : 8.514 dBm Delta1 : 36.072 MHz : -2.624 dB T1 : 2428.192 MHz : -14.764 dBm T2 : 2478.373 MHz : -13.822 dBm OBW : 50.180 MHz	Measured 6 dB Bandwidth: 36.072 MHz Limit: ≥500.0 kHz Margin: -35.57 MHz

Back to the Matrix

A.1.3. Conducted Spurious Emissions

CONDUCTED LOW BAND-EDGE EMISSIONS - AVERAGE

Variant: 802.11b, Channel: 2412.00 MHz, Chain a, Temp: Ambient, Voltage: 3.3 Vdc

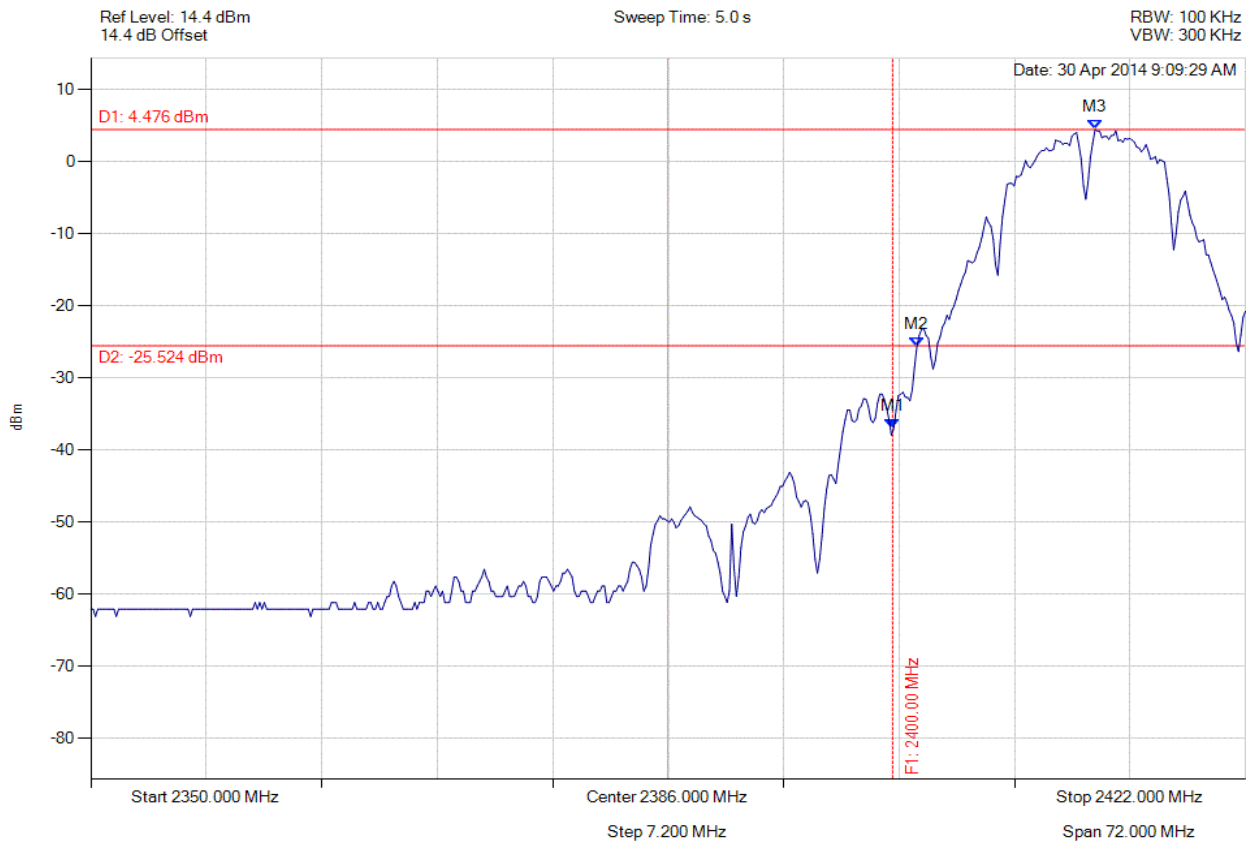

Analyser Setup	Marker : Frequency : Amplitude	Test Results
Detector = AVERAGE Sweep Count = 0 RF Atten (dB) = 20 Trace Mode = VIEW	M1 : 2400.000 MHz : -37.029 dBm M2 : 2401.511 MHz : -25.617 dBm M3 : 2412.621 MHz : 4.476 dBm	Channel Frequency: 2412.00 MHz

Back to the Matrix

CONDUCTED LOW BAND-EDGE EMISSIONS - AVERAGE

Variant: 802.11b, Channel: 2412.00 MHz, Chain b, Temp: Ambient, Voltage: 3.3 Vdc

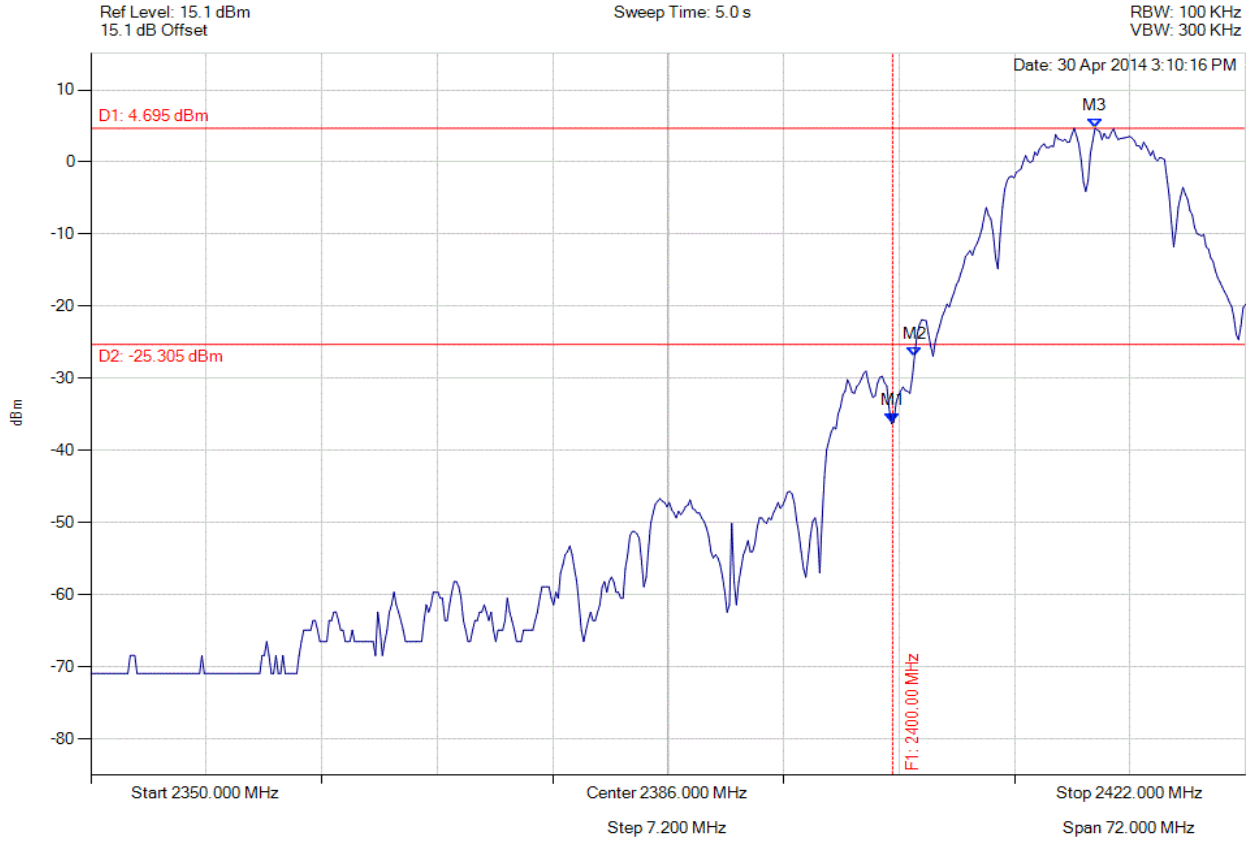

Analyser Setup	Marker : Frequency : Amplitude	Test Results
Detector = AVERAGE Sweep Count = 0 RF Atten (dB) = 10 Trace Mode = VIEW	M1 : 2400.000 MHz : -36.116 dBm M2 : 2401.367 MHz : -26.931 dBm M3 : 2412.621 MHz : 4.695 dBm	Channel Frequency: 2412.00 MHz

Back to the Matrix

CONDUCTED LOW BAND-EDGE EMISSIONS - AVERAGE

Variant: 802.11b, Channel: 2412.00 MHz, Chain c, Temp: Ambient, Voltage: 3.3 Vdc

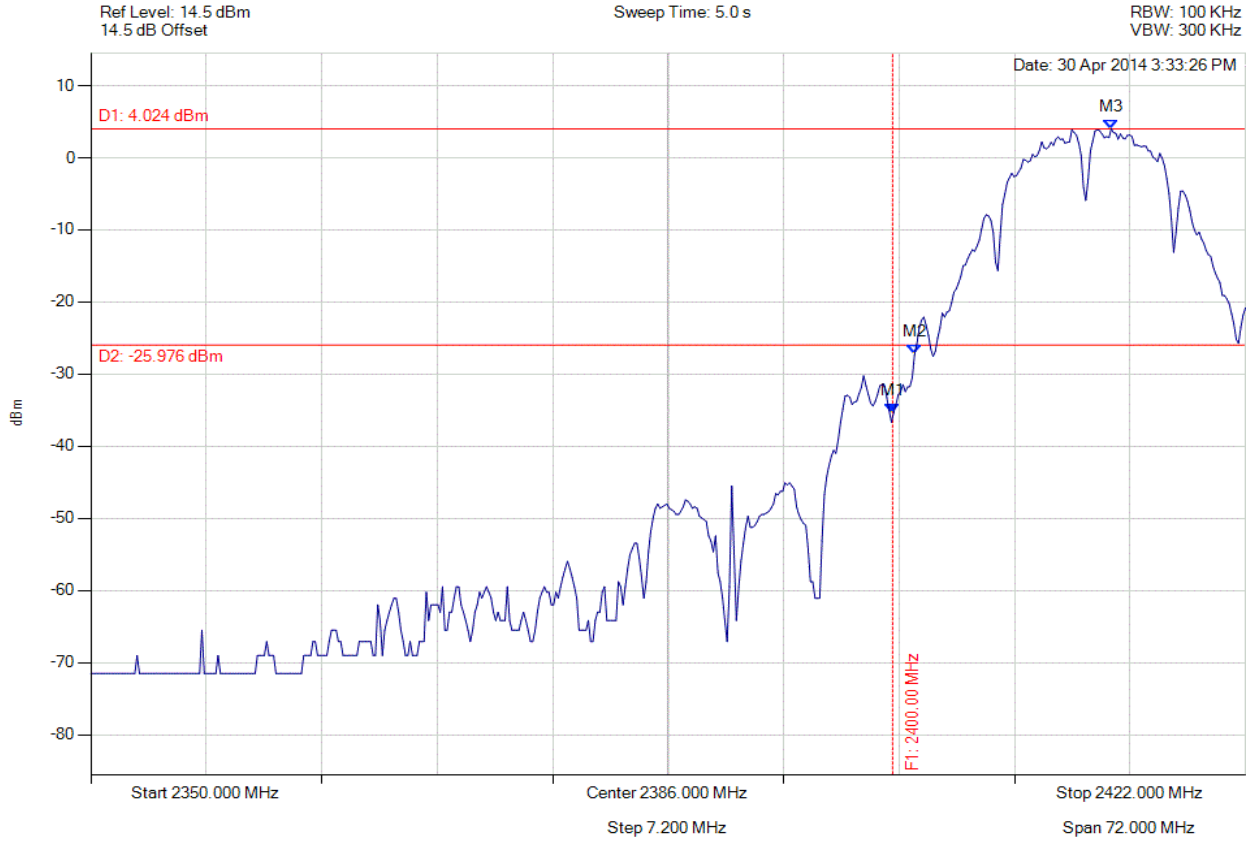

Analyser Setup	Marker : Frequency : Amplitude	Test Results
Detector = AVERAGE Sweep Count = 0 RF Atten (dB) = 10 Trace Mode = VIEW	M1 : 2400.000 MHz : -35.354 dBm M2 : 2401.367 MHz : -27.279 dBm M3 : 2413.631 MHz : 4.024 dBm	Channel Frequency: 2412.00 MHz

Back to the Matrix

CONDUCTED LOW BAND-EDGE EMISSIONS - AVERAGE

Variant: 802.11g, Channel: 2412.00 MHz, Chain a, Temp: Ambient, Voltage: 3.3 Vdc

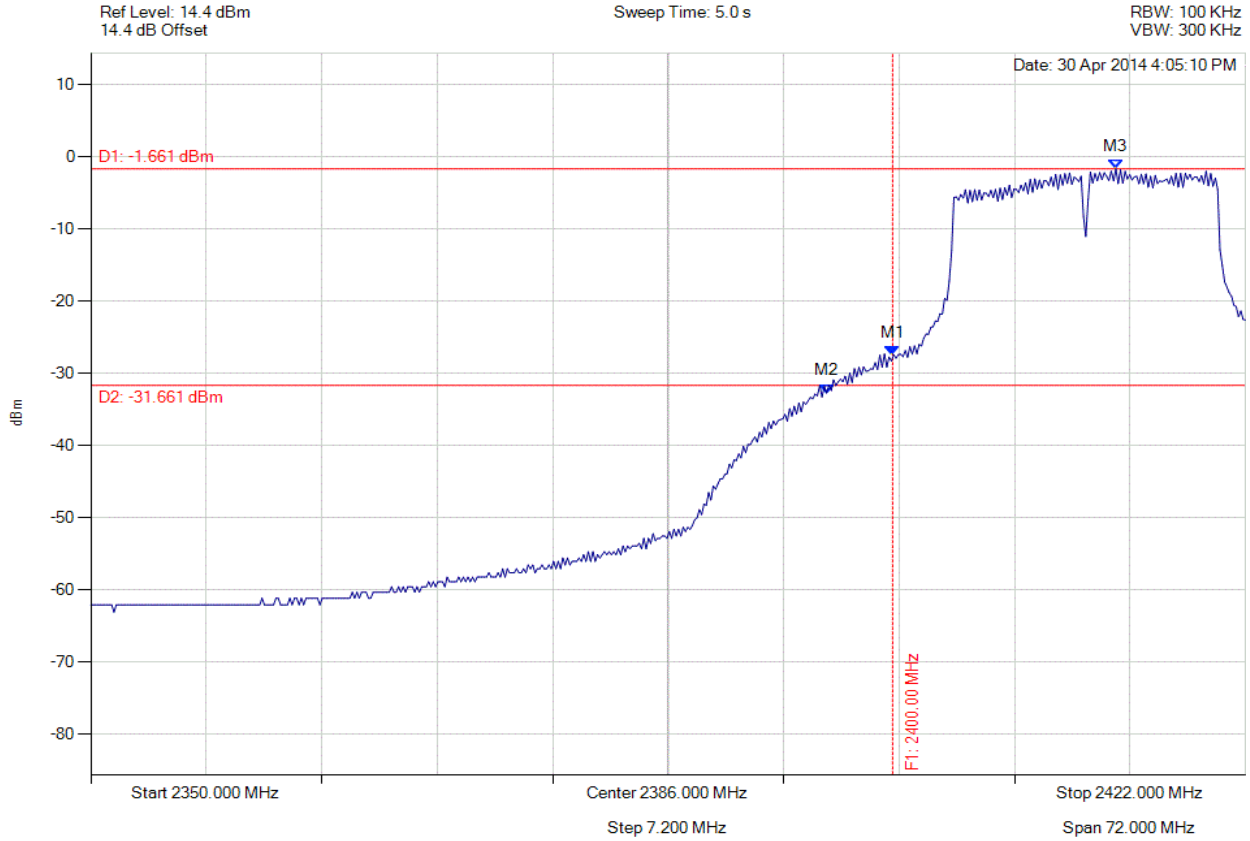

Analyser Setup	Marker : Frequency : Amplitude	Test Results
Detector = AVERAGE Sweep Count = 0 RF Atten (dB) = 20 Trace Mode = VIEW	M1 : 2400.000 MHz : -27.415 dBm M2 : 2395.884 MHz : -32.733 dBm M3 : 2413.920 MHz : -1.661 dBm	Channel Frequency: 2412.00 MHz

Back to the Matrix

CONDUCTED LOW BAND-EDGE EMISSIONS - AVERAGE

Variant: 802.11g, Channel: 2412.00 MHz, Chain a, Temp: Ambient, Voltage: 3.3 Vdc

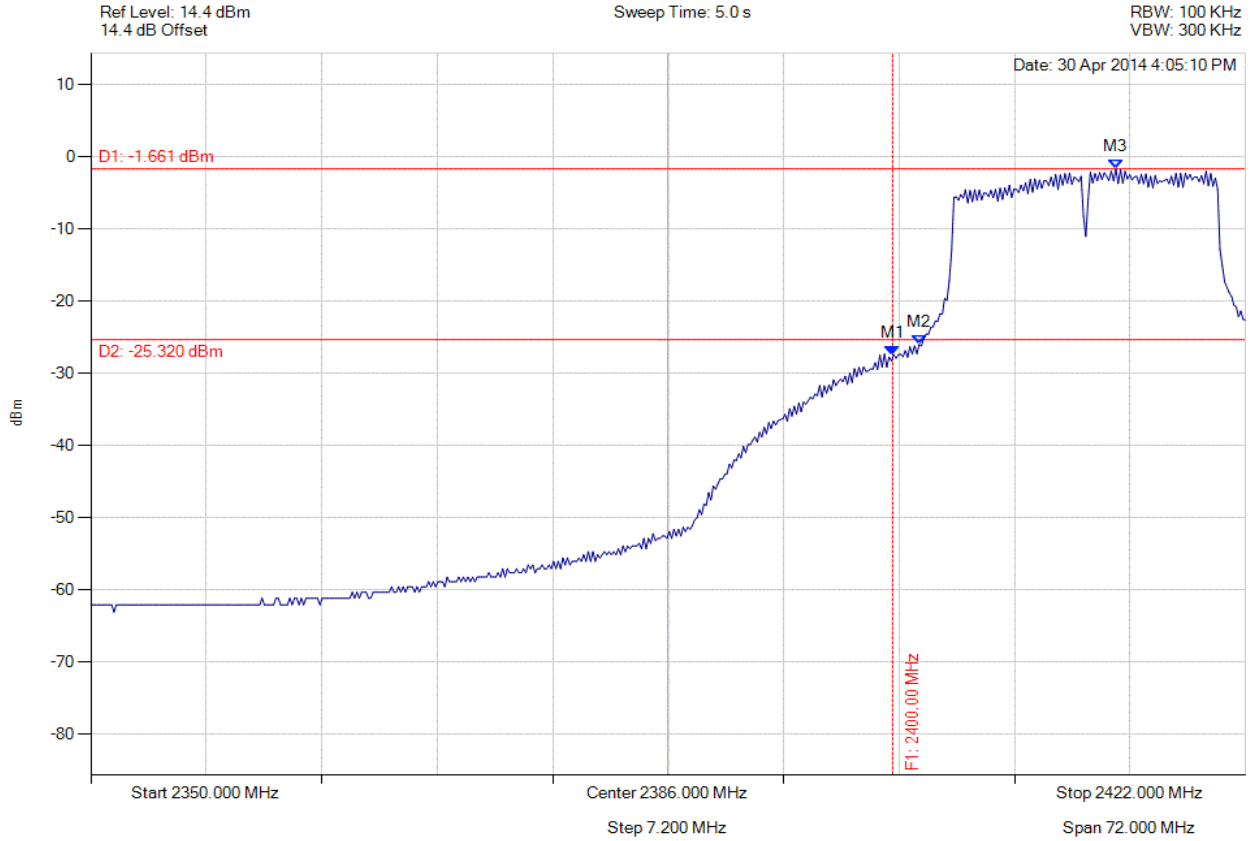

Analyser Setup	Marker : Frequency : Amplitude	Test Results
Detector = AVERAGE Sweep Count = 0 RF Atten (dB) = 20 Trace Mode = VIEW	M1 : 2400.000 MHz : -27.415 dBm M2 : 2401.655 MHz : -25.987 dBm M3 : 2413.920 MHz : -1.661 dBm	Channel Frequency: 2412.00 MHz

Back to the Matrix

CONDUCTED LOW BAND-EDGE EMISSIONS - AVERAGE

Variant: 802.11g, Channel: 2412.00 MHz, Chain b, Temp: Ambient, Voltage: 3.3 Vdc

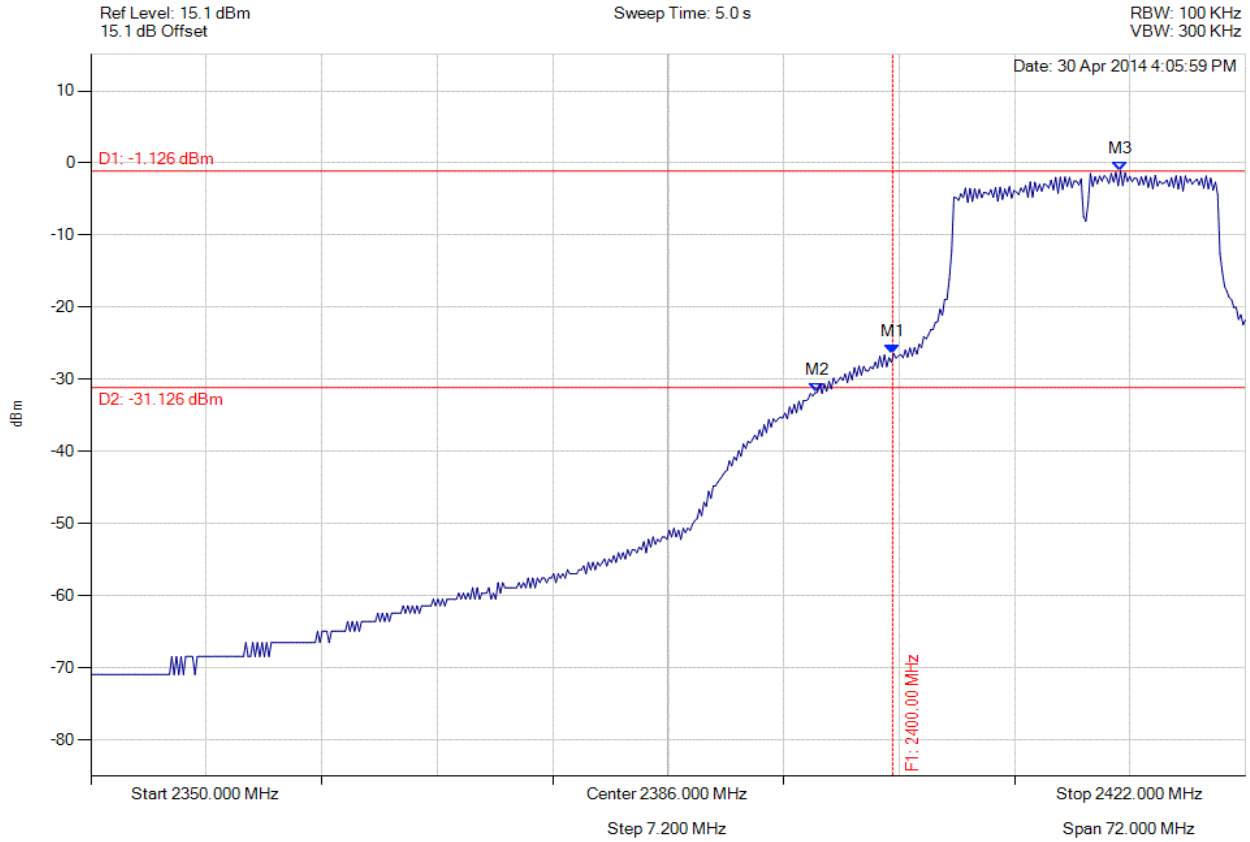

Analyser Setup	Marker : Frequency : Amplitude	Test Results
Detector = AVERAGE Sweep Count = 0 RF Atten (dB) = 10 Trace Mode = VIEW	M1 : 2400.000 MHz : -26.400 dBm M2 : 2395.307 MHz : -31.806 dBm M3 : 2414.208 MHz : -1.126 dBm	Channel Frequency: 2412.00 MHz

Back to the Matrix

CONDUCTED LOW BAND-EDGE EMISSIONS - AVERAGE

Variant: 802.11g, Channel: 2412.00 MHz, Chain b, Temp: Ambient, Voltage: 3.3 Vdc

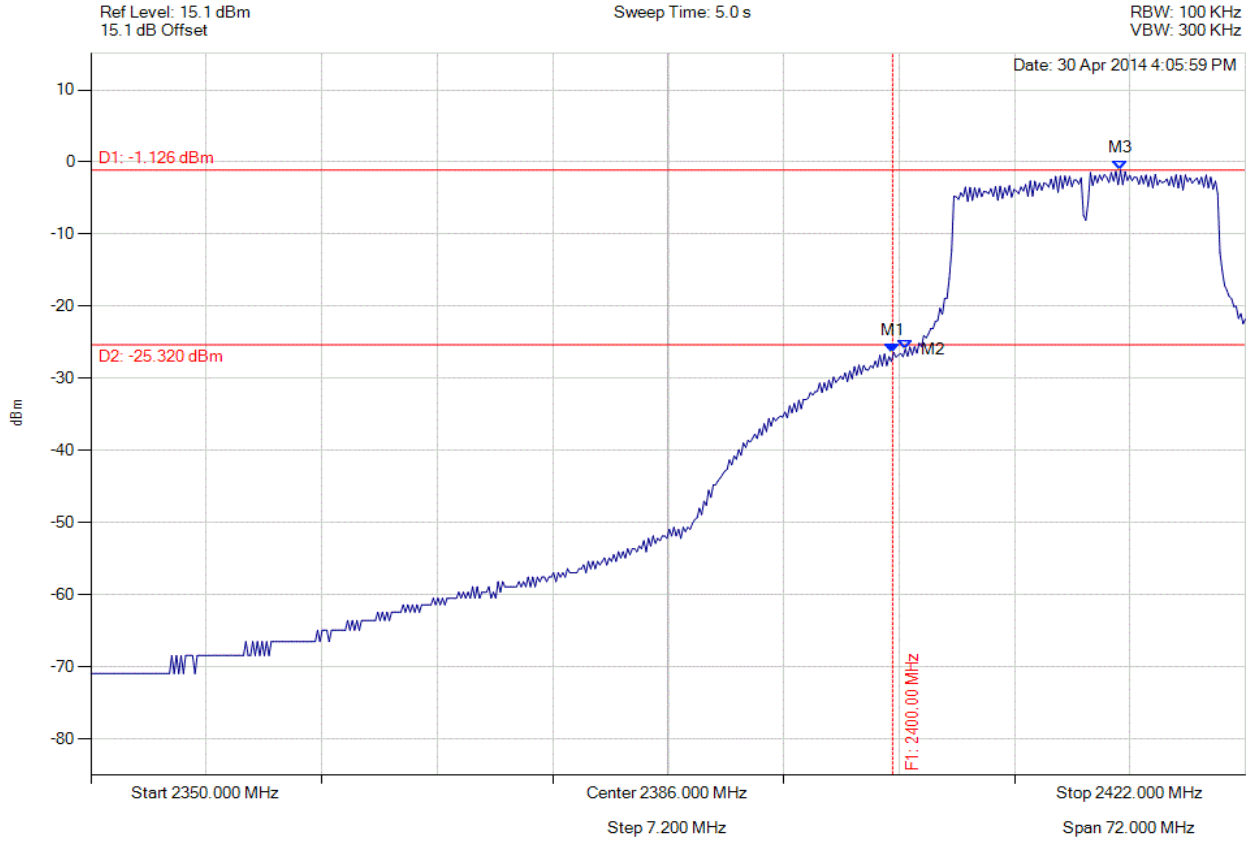

Analyser Setup	Marker : Frequency : Amplitude	Test Results
Detector = AVERAGE Sweep Count = 0 RF Atten (dB) = 10 Trace Mode = VIEW	M1 : 2400.000 MHz : -26.400 dBm M2 : 2400.790 MHz : -25.931 dBm M3 : 2414.208 MHz : -1.126 dBm	Channel Frequency: 2412.00 MHz

Back to the Matrix

CONDUCTED LOW BAND-EDGE EMISSIONS - AVERAGE

Variant: 802.11g, Channel: 2412.00 MHz, Chain c, Temp: Ambient, Voltage: 3.3 Vdc

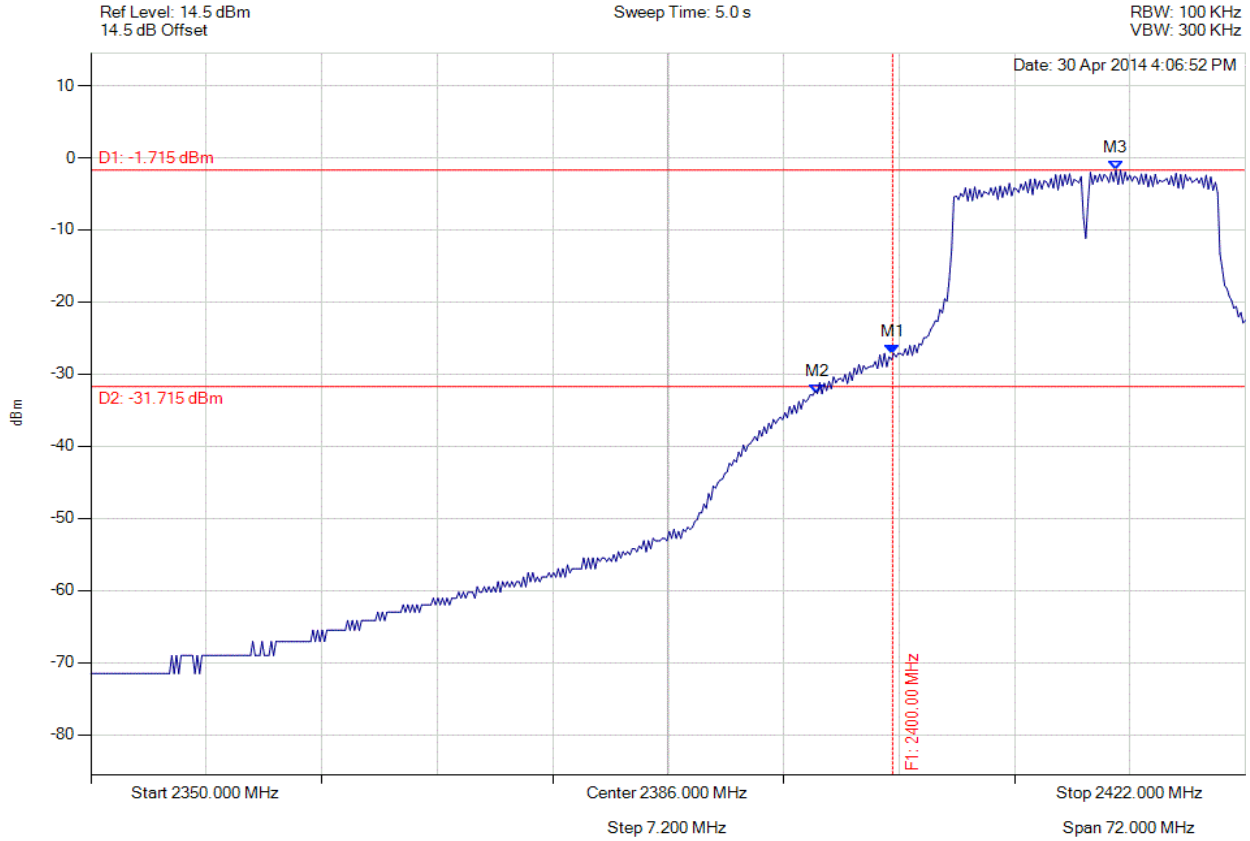

Analyser Setup	Marker : Frequency : Amplitude	Test Results
Detector = AVERAGE Sweep Count = 0 RF Atten (dB) = 10 Trace Mode = VIEW	M1 : 2400.000 MHz : -27.138 dBm M2 : 2395.307 MHz : -32.699 dBm M3 : 2413.920 MHz : -1.715 dBm	Channel Frequency: 2412.00 MHz

Back to the Matrix

CONDUCTED LOW BAND-EDGE EMISSIONS - AVERAGE

Variant: 802.11g, Channel: 2412.00 MHz, Chain c, Temp: Ambient, Voltage: 3.3 Vdc

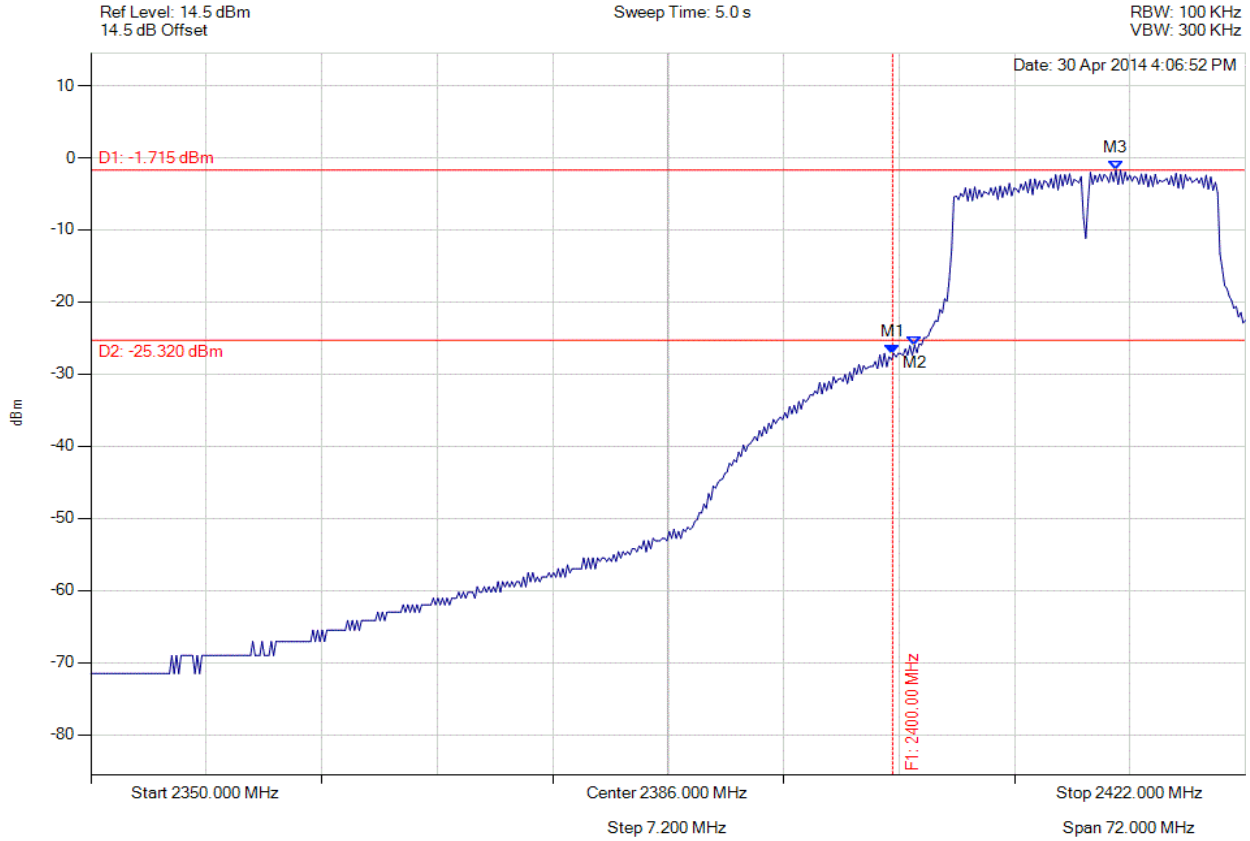

Analyser Setup	Marker : Frequency : Amplitude	Test Results
Detector = AVERAGE Sweep Count = 0 RF Atten (dB) = 10 Trace Mode = VIEW	M1 : 2400.000 MHz : -27.138 dBm M2 : 2401.367 MHz : -25.994 dBm M3 : 2413.920 MHz : -1.715 dBm	Channel Frequency: 2412.00 MHz

Back to the Matrix

CONDUCTED LOW BAND-EDGE EMISSIONS - AVERAGE

Variant: 802.11n HT-20, Channel: 2412.00 MHz, Chain a, Temp: Ambient, Voltage: 3.3 Vdc

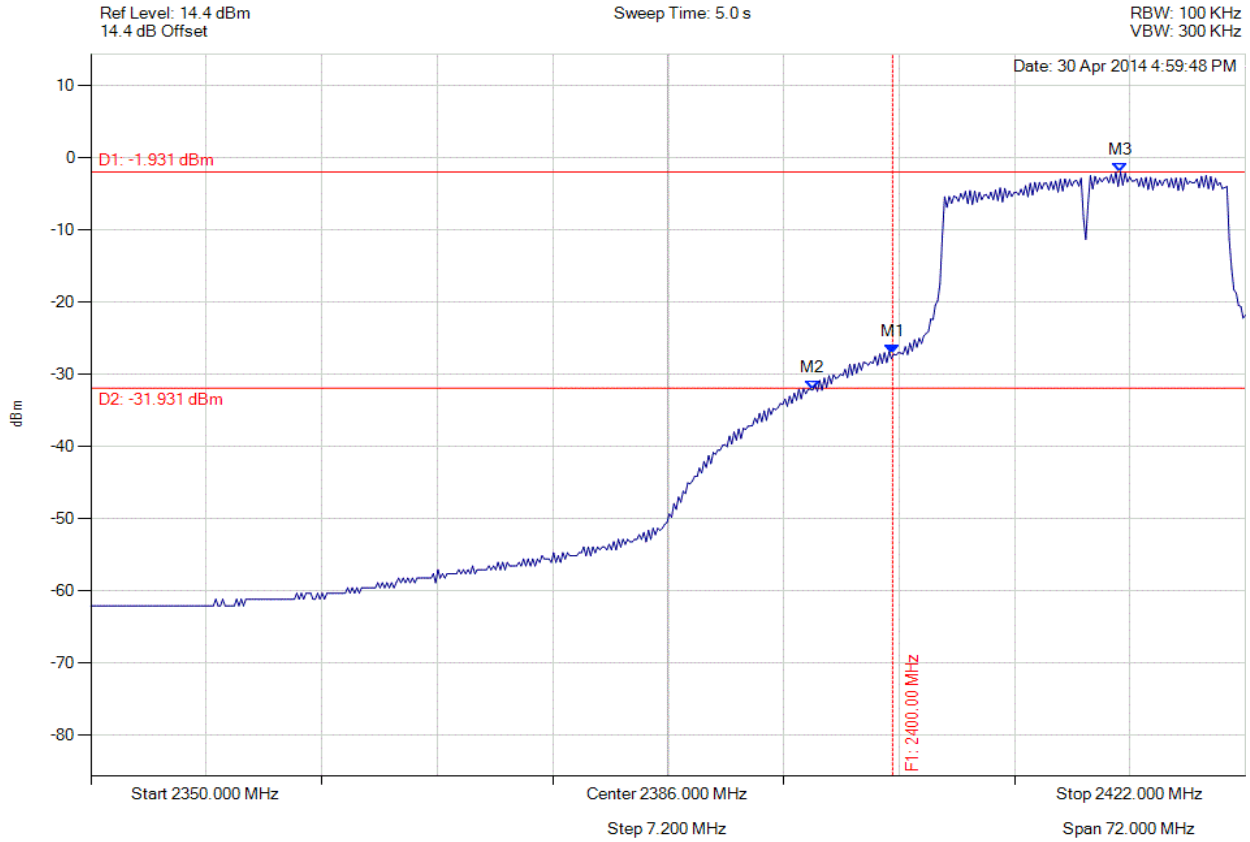

Analyser Setup	Marker : Frequency : Amplitude	Test Results
Detector = AVERAGE Sweep Count = 0 RF Atten (dB) = 20 Trace Mode = VIEW	M1 : 2400.000 MHz : -27.203 dBm M2 : 2395.018 MHz : -32.160 dBm M3 : 2414.208 MHz : -1.931 dBm	Channel Frequency: 2412.00 MHz

Back to the Matrix

CONDUCTED LOW BAND-EDGE EMISSIONS - AVERAGE

Variant: 802.11n HT-20, Channel: 2412.00 MHz, Chain a, Temp: Ambient, Voltage: 3.3 Vdc

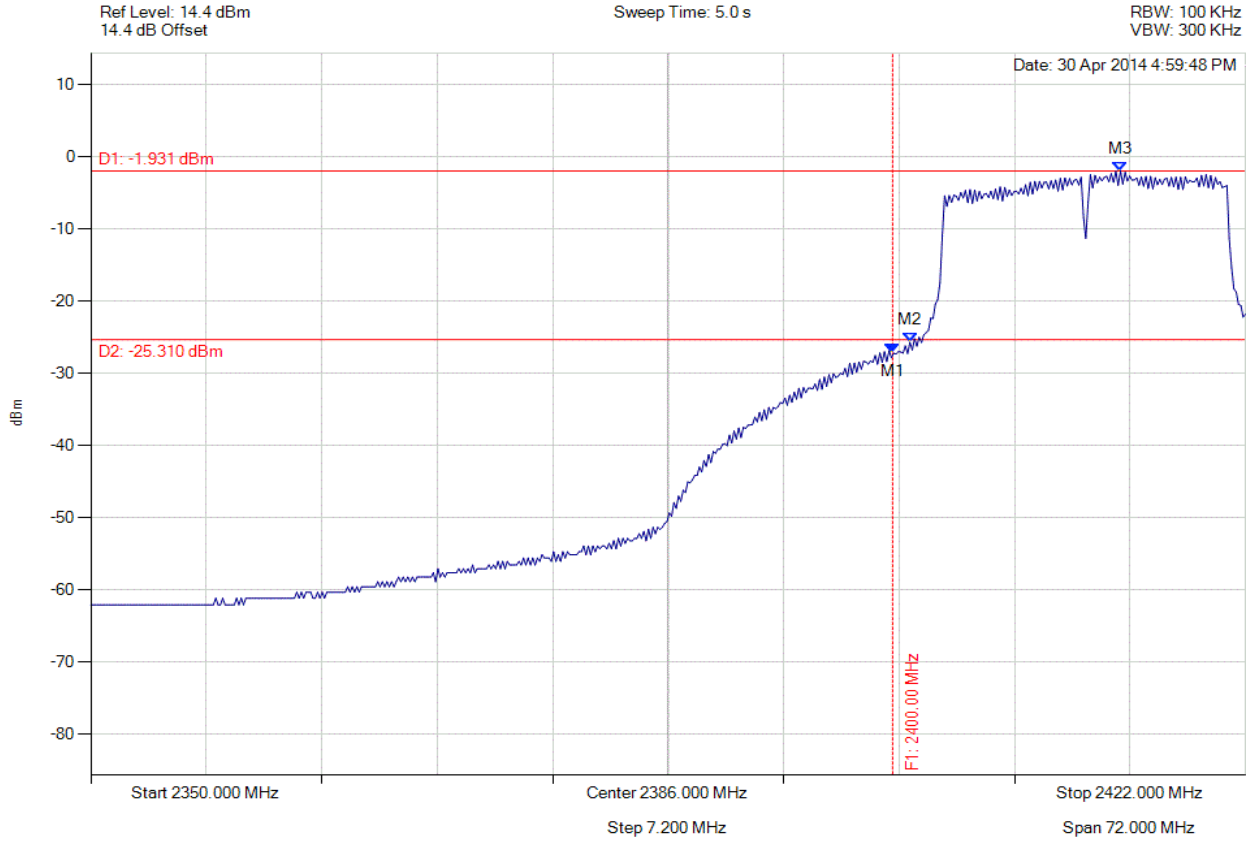

Analyser Setup	Marker : Frequency : Amplitude	Test Results
Detector = AVERAGE Sweep Count = 0 RF Atten (dB) = 20 Trace Mode = VIEW	M1 : 2400.000 MHz : -27.203 dBm M2 : 2401.078 MHz : -25.690 dBm M3 : 2414.208 MHz : -1.931 dBm	Channel Frequency: 2412.00 MHz

Back to the Matrix

CONDUCTED LOW BAND-EDGE EMISSIONS - AVERAGE

Variant: 802.11n HT-20, Channel: 2412.00 MHz, Chain b, Temp: Ambient, Voltage: 3.3 Vdc

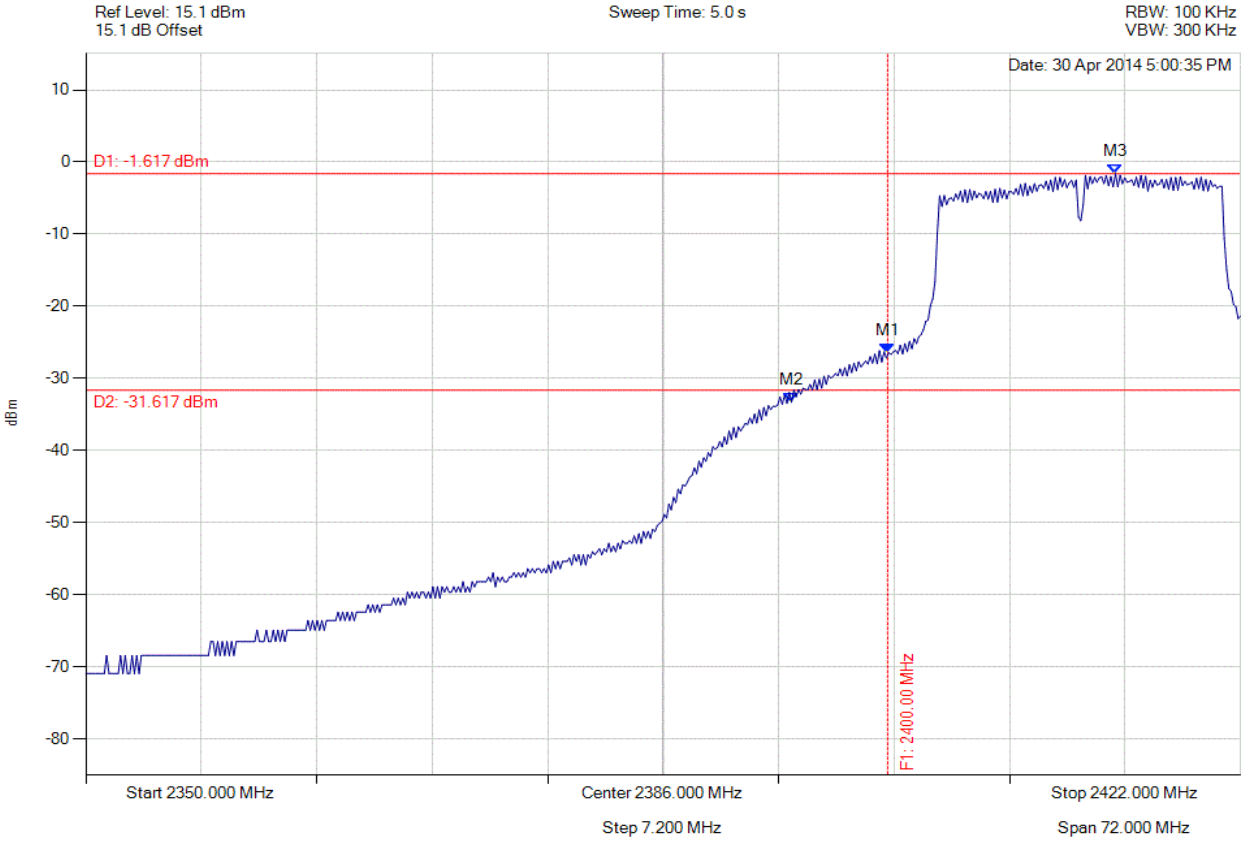

Analyser Setup	Marker : Frequency : Amplitude	Test Results
Detector = AVERAGE Sweep Count = 0 RF Atten (dB) = 10 Trace Mode = VIEW	M1 : 2400.000 MHz : -26.434 dBm M2 : 2394.008 MHz : -33.307 dBm M3 : 2414.208 MHz : -1.617 dBm	Channel Frequency: 2412.00 MHz

Back to the Matrix

CONDUCTED LOW BAND-EDGE EMISSIONS - AVERAGE

Variant: 802.11n HT-20, Channel: 2412.00 MHz, Chain b, Temp: Ambient, Voltage: 3.3 Vdc

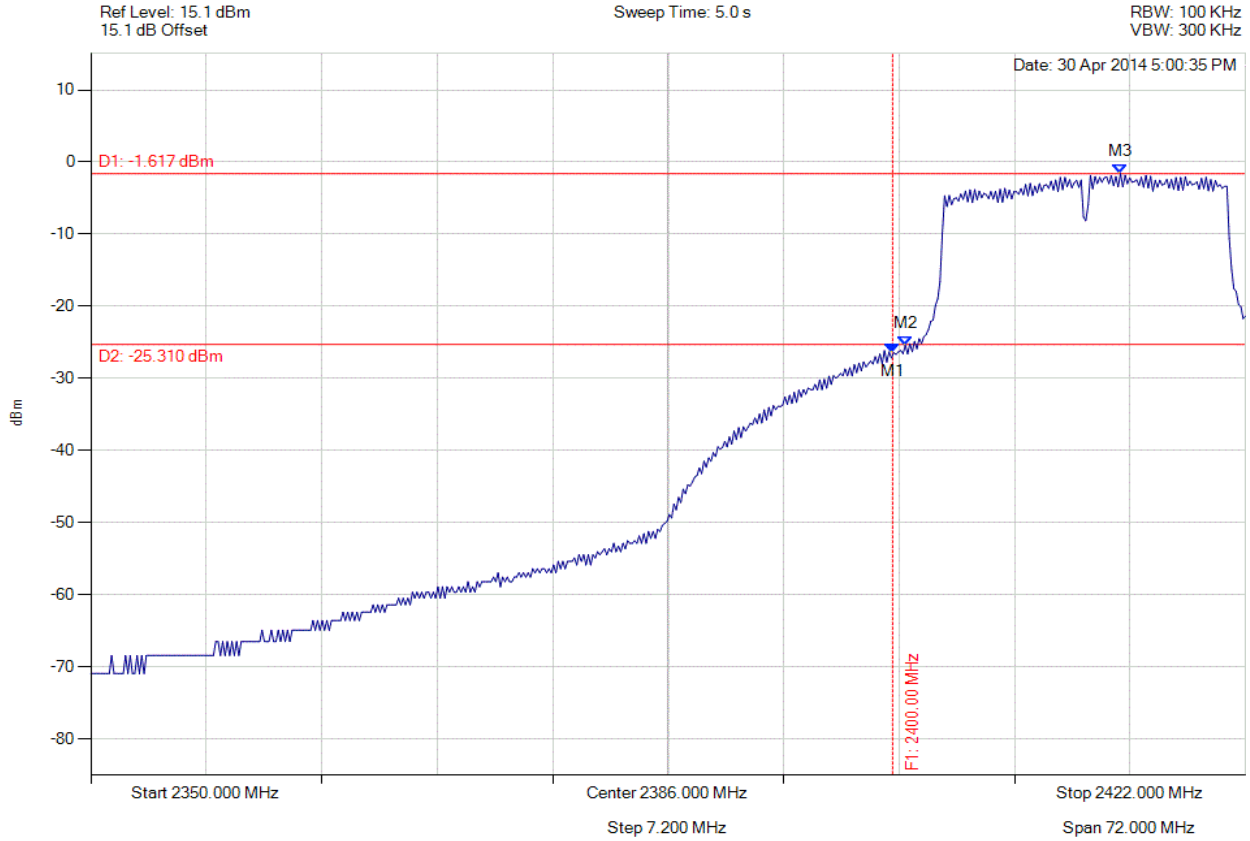

Analyser Setup	Marker : Frequency : Amplitude	Test Results
Detector = AVERAGE Sweep Count = 0 RF Atten (dB) = 10 Trace Mode = VIEW	M1 : 2400.000 MHz : -26.434 dBm M2 : 2400.790 MHz : -25.394 dBm M3 : 2414.208 MHz : -1.617 dBm	Channel Frequency: 2412.00 MHz

Back to the Matrix

CONDUCTED LOW BAND-EDGE EMISSIONS - AVERAGE

Variant: 802.11n HT-20, Channel: 2412.00 MHz, Chain c, Temp: Ambient, Voltage: 3.3 Vdc

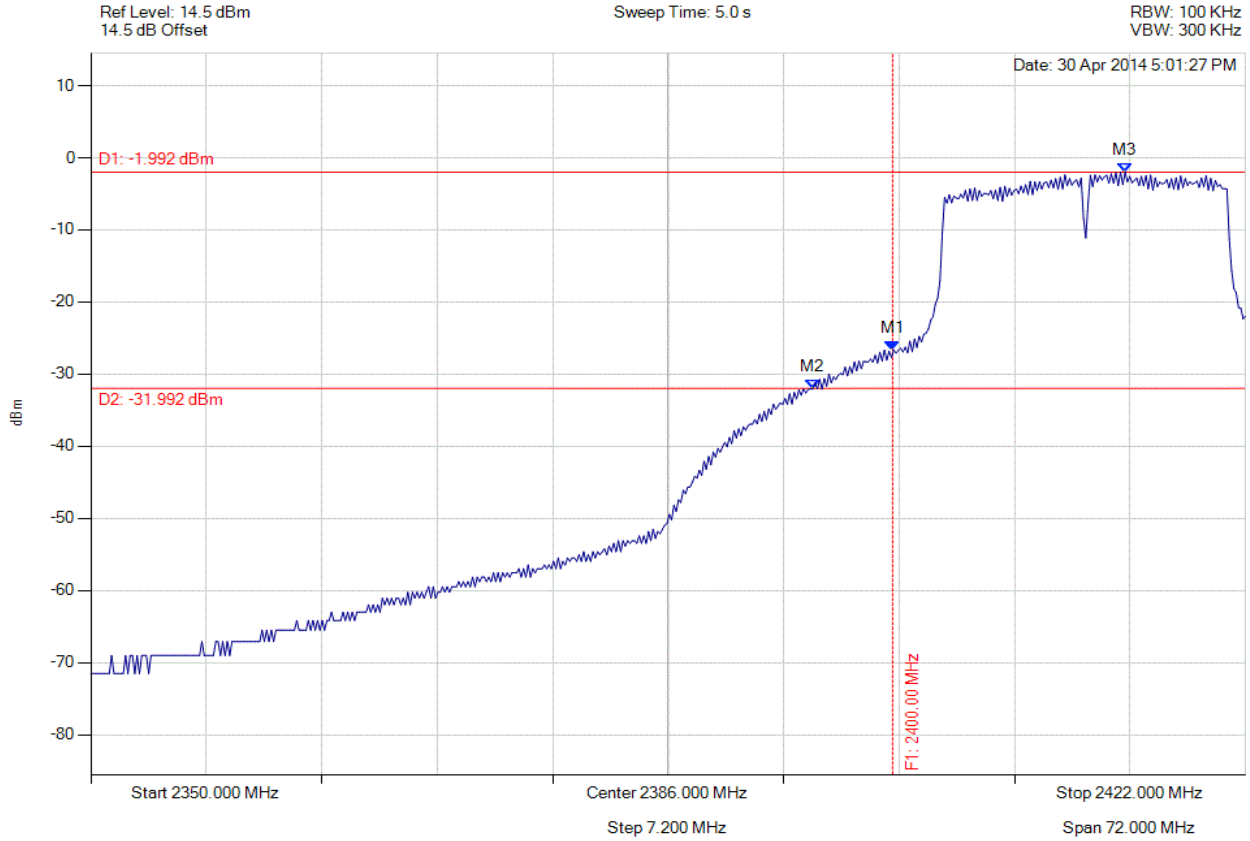

Analyser Setup	Marker : Frequency : Amplitude	Test Results
Detector = AVERAGE Sweep Count = 0 RF Atten (dB) = 10 Trace Mode = VIEW	M1 : 2400.000 MHz : -26.662 dBm M2 : 2395.018 MHz : -32.091 dBm M3 : 2414.497 MHz : -1.992 dBm	Channel Frequency: 2412.00 MHz

Back to the Matrix

CONDUCTED LOW BAND-EDGE EMISSIONS - AVERAGE

Variant: 802.11n HT-20, Channel: 2412.00 MHz, Chain c, Temp: Ambient, Voltage: 3.3 Vdc

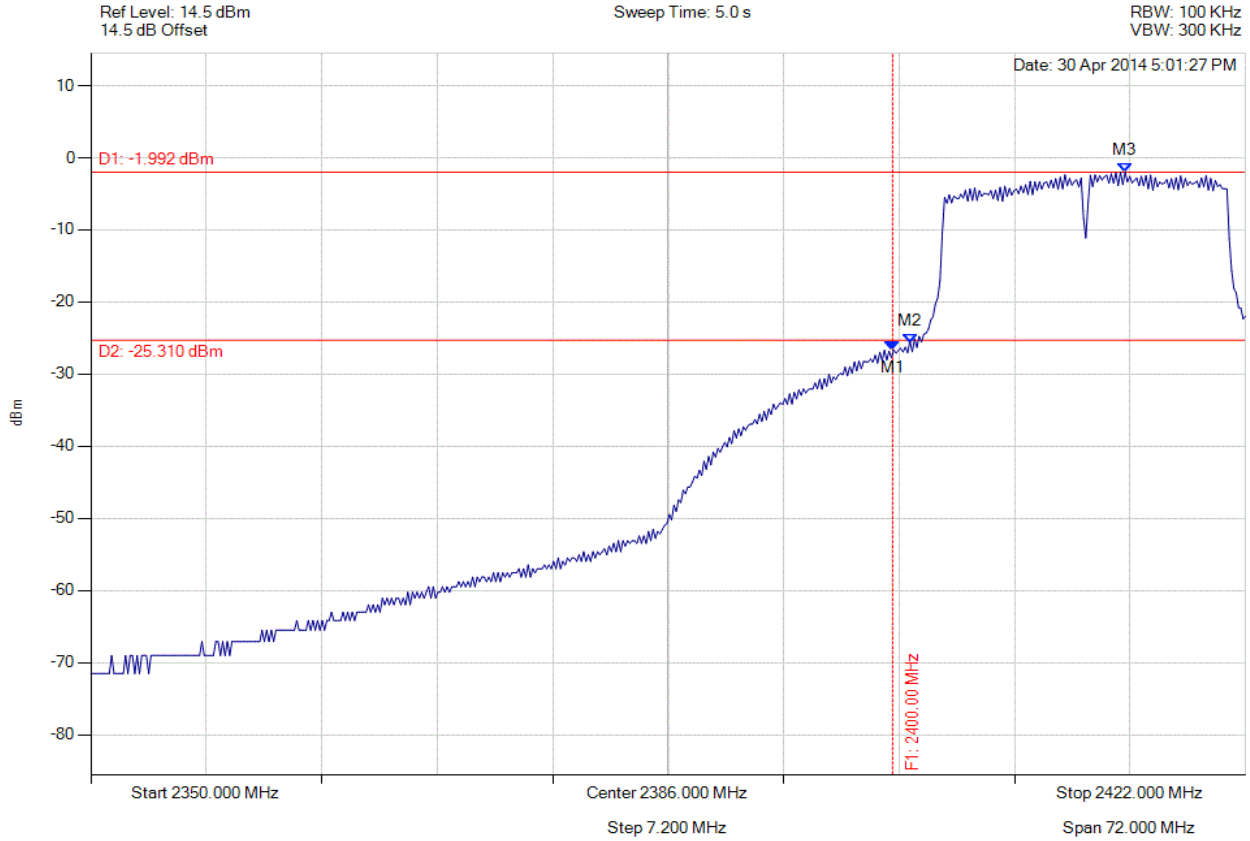

Analyser Setup	Marker : Frequency : Amplitude	Test Results
Detector = AVERAGE Sweep Count = 0 RF Atten (dB) = 10 Trace Mode = VIEW	M1 : 2400.000 MHz : -26.662 dBm M2 : 2401.078 MHz : -25.690 dBm M3 : 2414.497 MHz : -1.992 dBm	Channel Frequency: 2412.00 MHz

Back to the Matrix

CONDUCTED LOW BAND-EDGE EMISSIONS - AVERAGE

Variant: 802.11n HT-40, Channel: 2422.00 MHz, Chain a, Temp: Ambient, Voltage: 3.3 Vdc

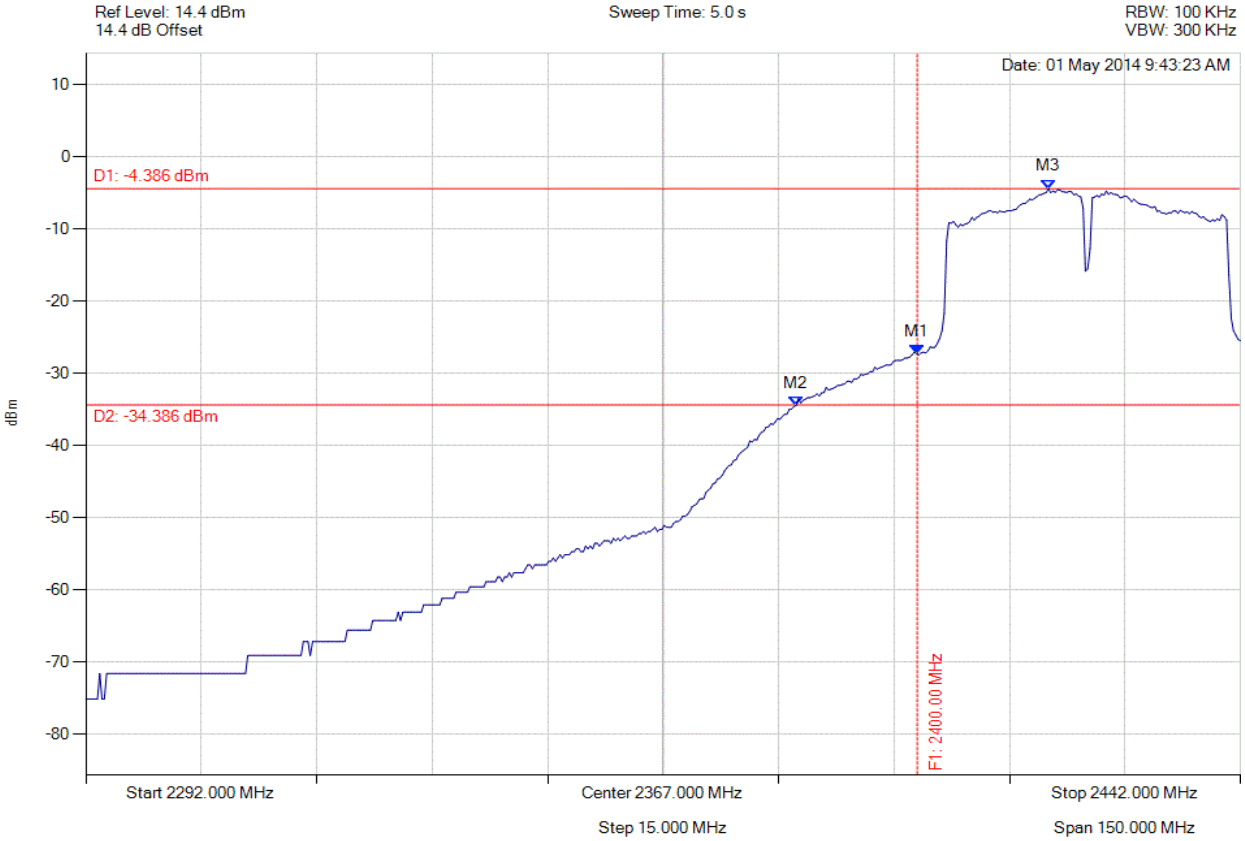

Analyser Setup	Marker : Frequency : Amplitude	Test Results
Detector = AVERAGE Sweep Count = 0 RF Atten (dB) = 10 Trace Mode = VIEW	M1 : 2400.000 MHz : -27.238 dBm M2 : 2384.285 MHz : -34.436 dBm M3 : 2417.050 MHz : -4.386 dBm	Channel Frequency: 2422.00 MHz

Back to the Matrix

CONDUCTED LOW BAND-EDGE EMISSIONS - AVERAGE

Variant: 802.11n HT-40, Channel: 2422.00 MHz, Chain a, Temp: Ambient, Voltage: 3.3 Vdc

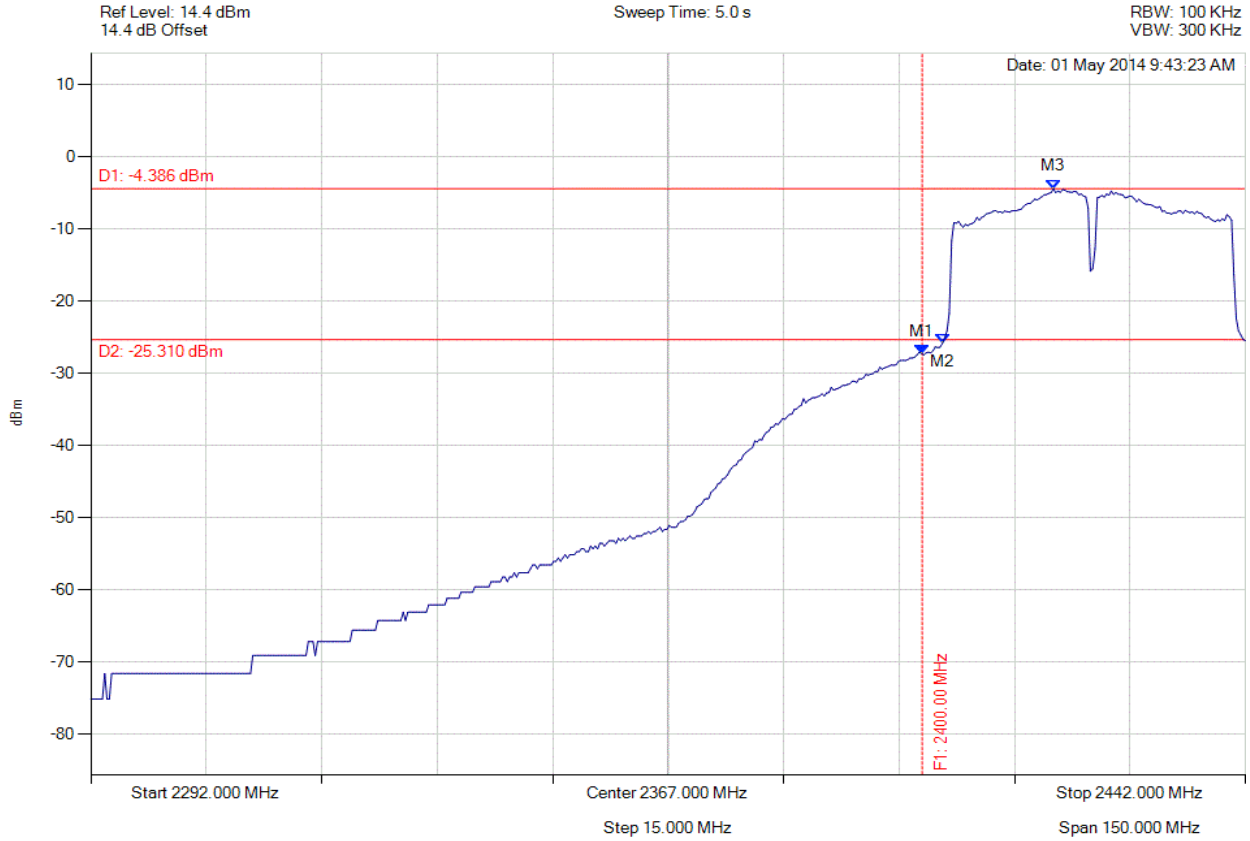

Analyser Setup	Marker : Frequency : Amplitude	Test Results
Detector = AVERAGE Sweep Count = 0 RF Atten (dB) = 10 Trace Mode = VIEW	M1 : 2400.000 MHz : -27.238 dBm M2 : 2402.621 MHz : -25.837 dBm M3 : 2417.050 MHz : -4.386 dBm	Channel Frequency: 2422.00 MHz

Back to the Matrix

CONDUCTED LOW BAND-EDGE EMISSIONS - AVERAGE

Variant: 802.11n HT-40, Channel: 2422.00 MHz, Chain b, Temp: Ambient, Voltage: 3.3 Vdc

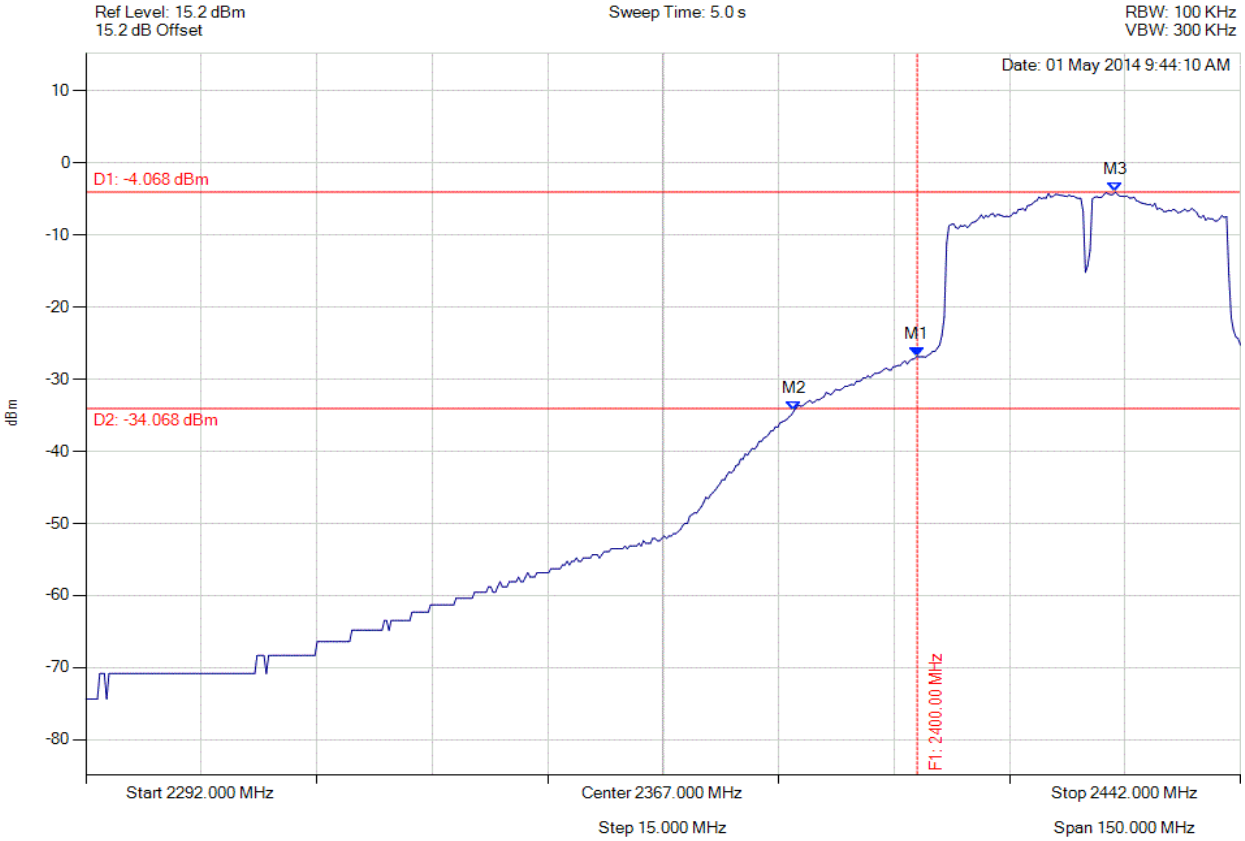

Analyser Setup	Marker : Frequency : Amplitude	Test Results
Detector = AVERAGE Sweep Count = 0 RF Atten (dB) = 10 Trace Mode = VIEW	M1 : 2400.000 MHz : -26.868 dBm M2 : 2383.984 MHz : -34.388 dBm M3 : 2425.768 MHz : -4.068 dBm	Channel Frequency: 2422.00 MHz

Back to the Matrix

CONDUCTED LOW BAND-EDGE EMISSIONS - AVERAGE

Variant: 802.11n HT-40, Channel: 2422.00 MHz, Chain b, Temp: Ambient, Voltage: 3.3 Vdc

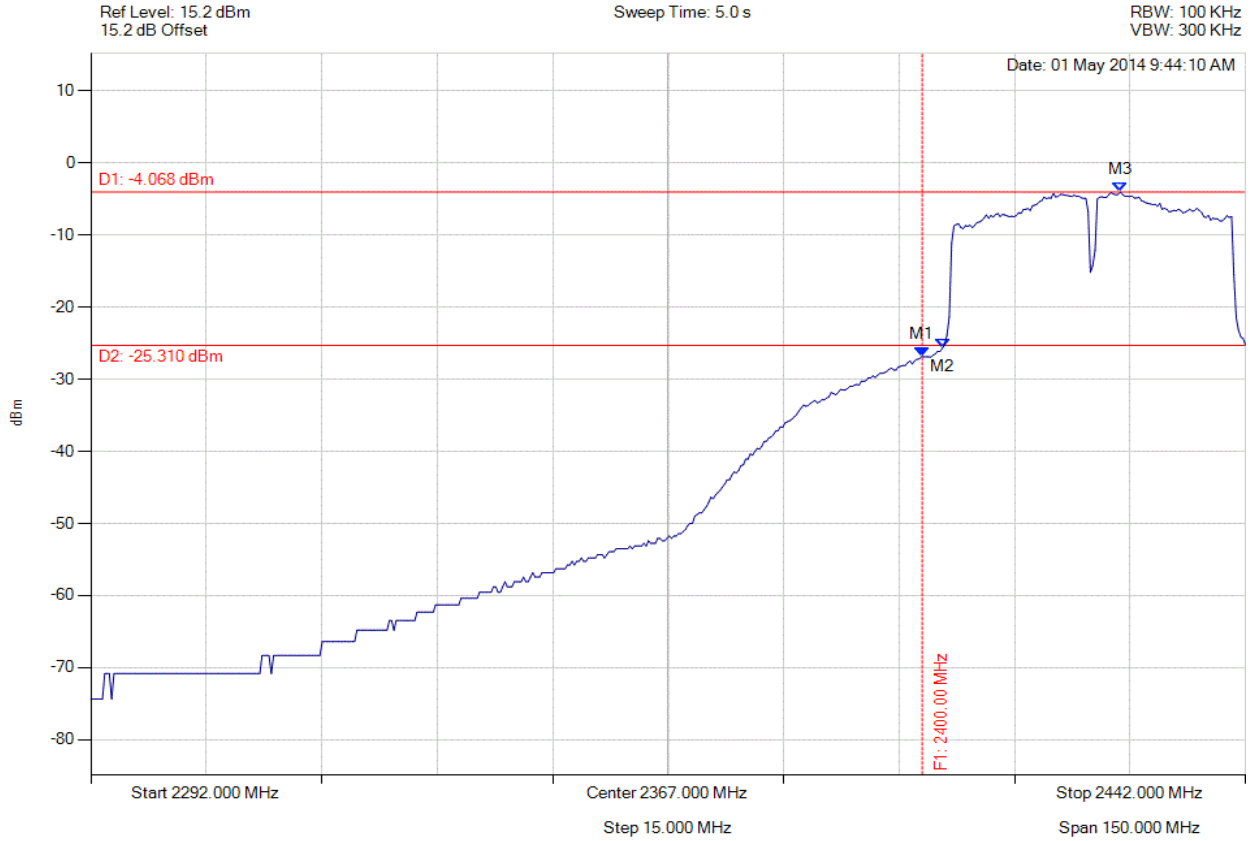

Analyser Setup	Marker : Frequency : Amplitude	Test Results
Detector = AVERAGE Sweep Count = 0 RF Atten (dB) = 10 Trace Mode = VIEW	M1 : 2400.000 MHz : -26.868 dBm M2 : 2402.621 MHz : -25.717 dBm M3 : 2425.768 MHz : -4.068 dBm	Channel Frequency: 2422.00 MHz

Back to the Matrix

CONDUCTED LOW BAND-EDGE EMISSIONS - AVERAGE

Variant: 802.11n HT-40, Channel: 2422.00 MHz, Chain c, Temp: Ambient, Voltage: 3.3 Vdc

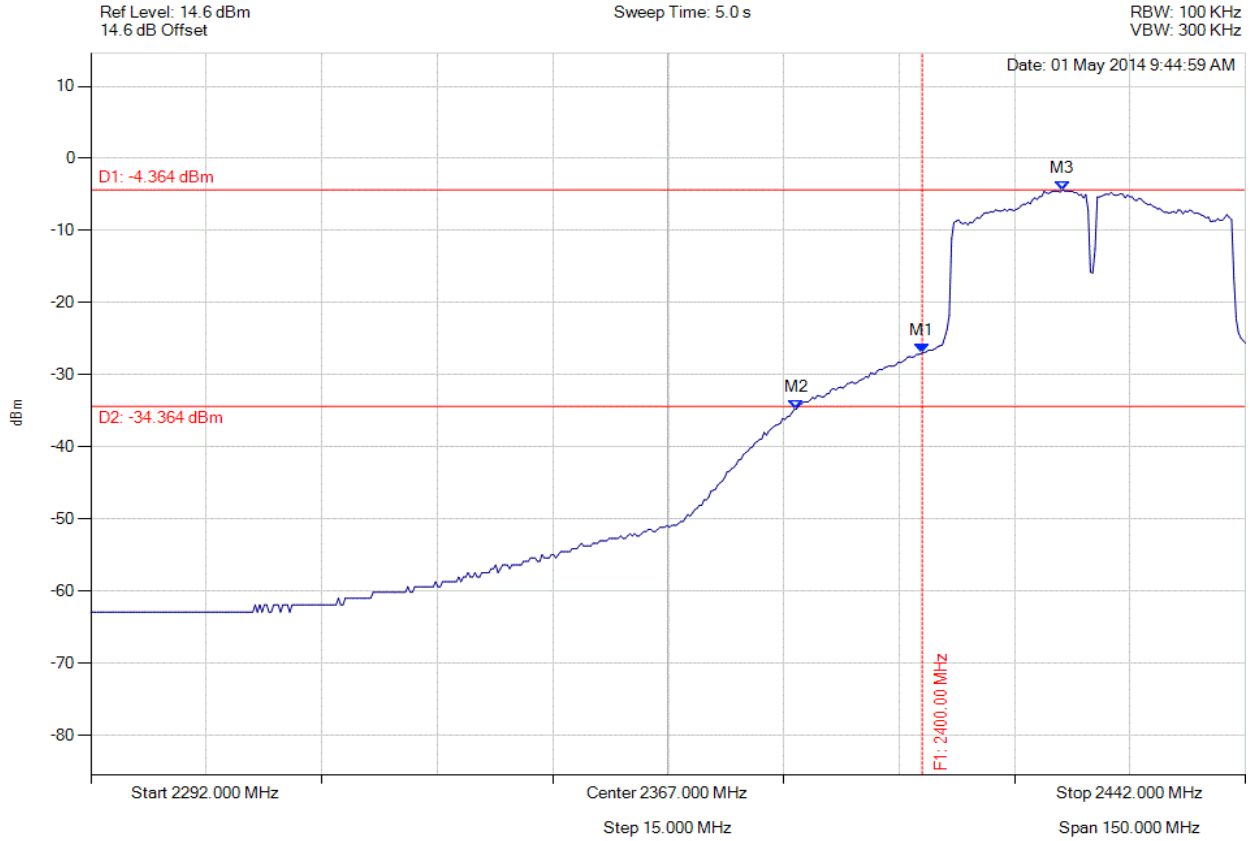

Analyser Setup	Marker : Frequency : Amplitude	Test Results
Detector = AVERAGE Sweep Count = 0 RF Atten (dB) = 20 Trace Mode = VIEW	M1 : 2400.000 MHz : -27.021 dBm M2 : 2383.683 MHz : -34.730 dBm M3 : 2418.253 MHz : -4.364 dBm	Channel Frequency: 2422.00 MHz

Back to the Matrix

CONDUCTED LOW BAND-EDGE EMISSIONS - AVERAGE

Variant: 802.11n HT-40, Channel: 2422.00 MHz, Chain c, Temp: Ambient, Voltage: 3.3 Vdc

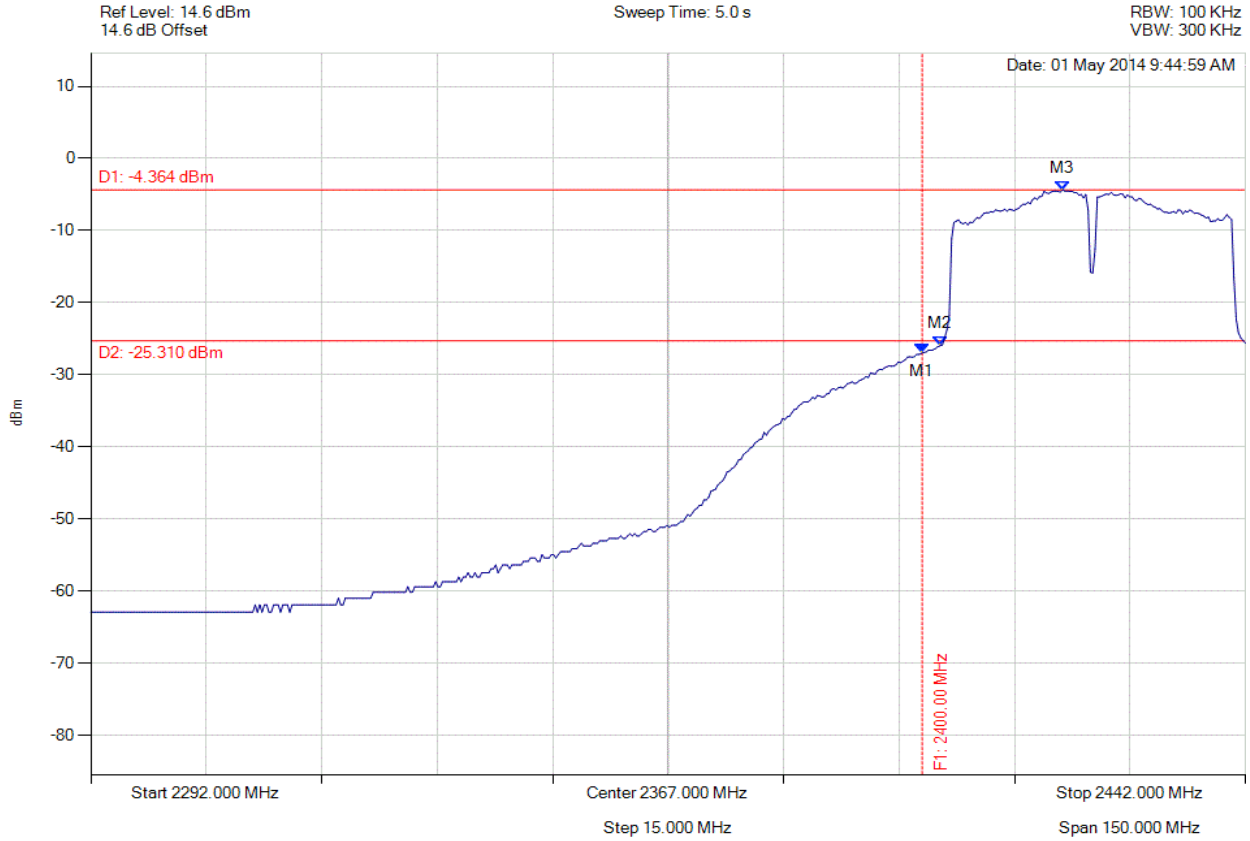

Analyser Setup	Marker : Frequency : Amplitude	Test Results
Detector = AVERAGE Sweep Count = 0 RF Atten (dB) = 20 Trace Mode = VIEW	M1 : 2400.000 MHz : -27.021 dBm M2 : 2402.321 MHz : -25.971 dBm M3 : 2418.253 MHz : -4.364 dBm	Channel Frequency: 2422.00 MHz

Back to the Matrix

CONDUCTED HIGH BAND-EDGE EMISSIONS - AVERAGE

Variant: 802.11b, Channel: 2462.00 MHz, Chain a, Temp: Ambient, Voltage: 3.3 Vdc

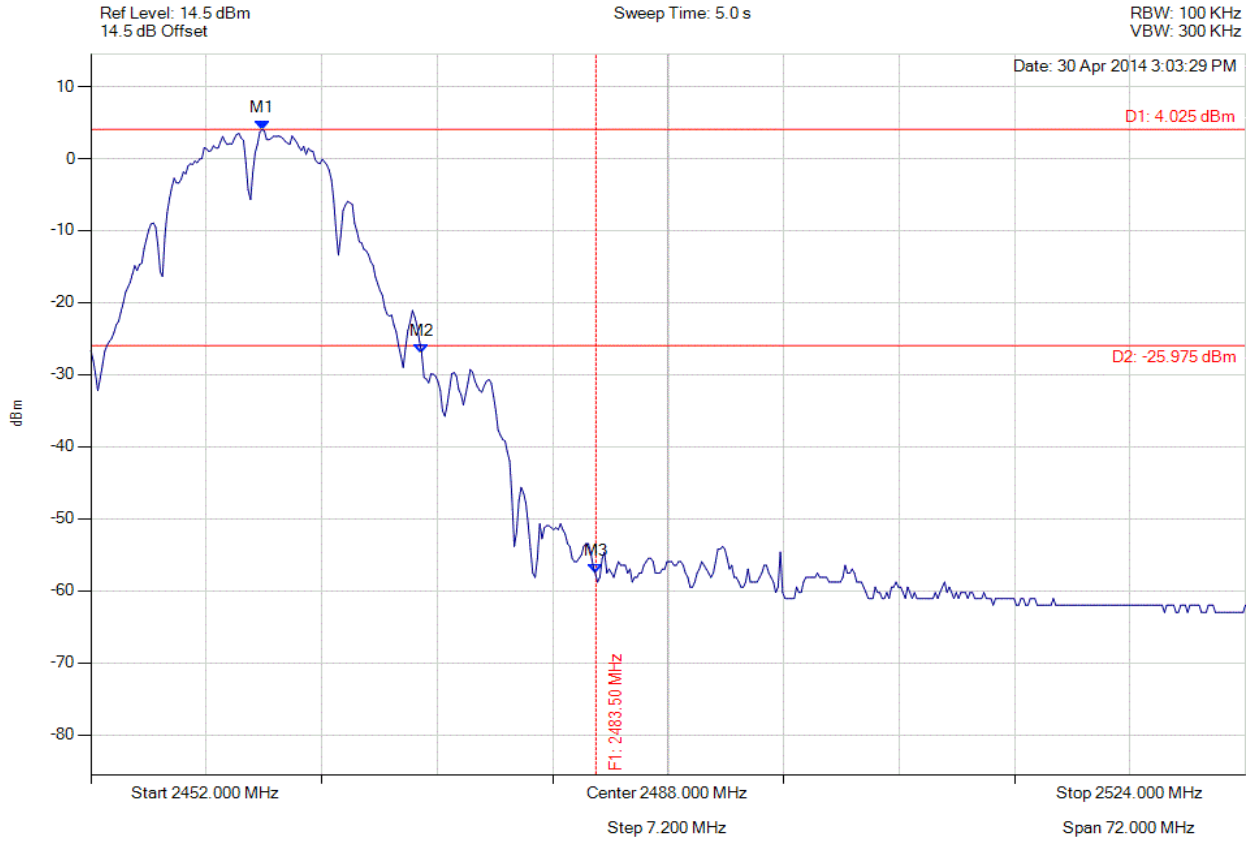

Analyser Setup	Marker : Frequency : Amplitude	Test Results
Detector = AVERAGE Sweep Count = 0 RF Atten (dB) = 20 Trace Mode = VIEW	M1 : 2462.677 MHz : 4.025 dBm M2 : 2472.633 MHz : -27.069 dBm M3 : 2483.500 MHz : -57.544 dBm	Channel Frequency: 2462.00 MHz

Back to the Matrix

CONDUCTED HIGH BAND-EDGE EMISSIONS - AVERAGE

Variant: 802.11b, Channel: 2462.00 MHz, Chain b, Temp: Ambient, Voltage: 3.3 Vdc

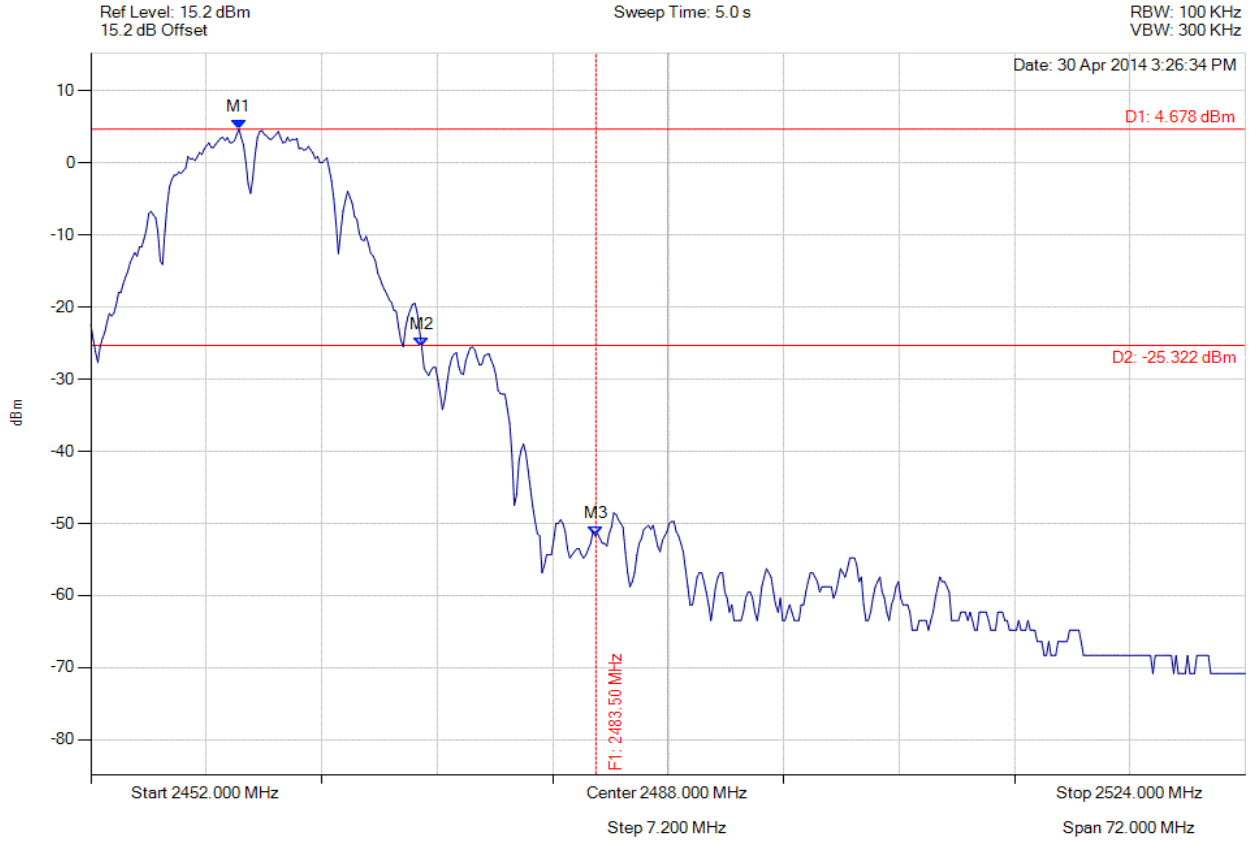

Analyser Setup	Marker : Frequency : Amplitude	Test Results
Detector = AVERAGE Sweep Count = 0 RF Atten (dB) = 10 Trace Mode = VIEW	M1 : 2461.234 MHz : 4.678 dBm M2 : 2472.633 MHz : -25.448 dBm M3 : 2483.500 MHz : -51.738 dBm	Channel Frequency: 2462.00 MHz

Back to the Matrix

CONDUCTED HIGH BAND-EDGE EMISSIONS - AVERAGE

Variant: 802.11b, Channel: 2462.00 MHz, Chain c, Temp: Ambient, Voltage: 3.3 Vdc

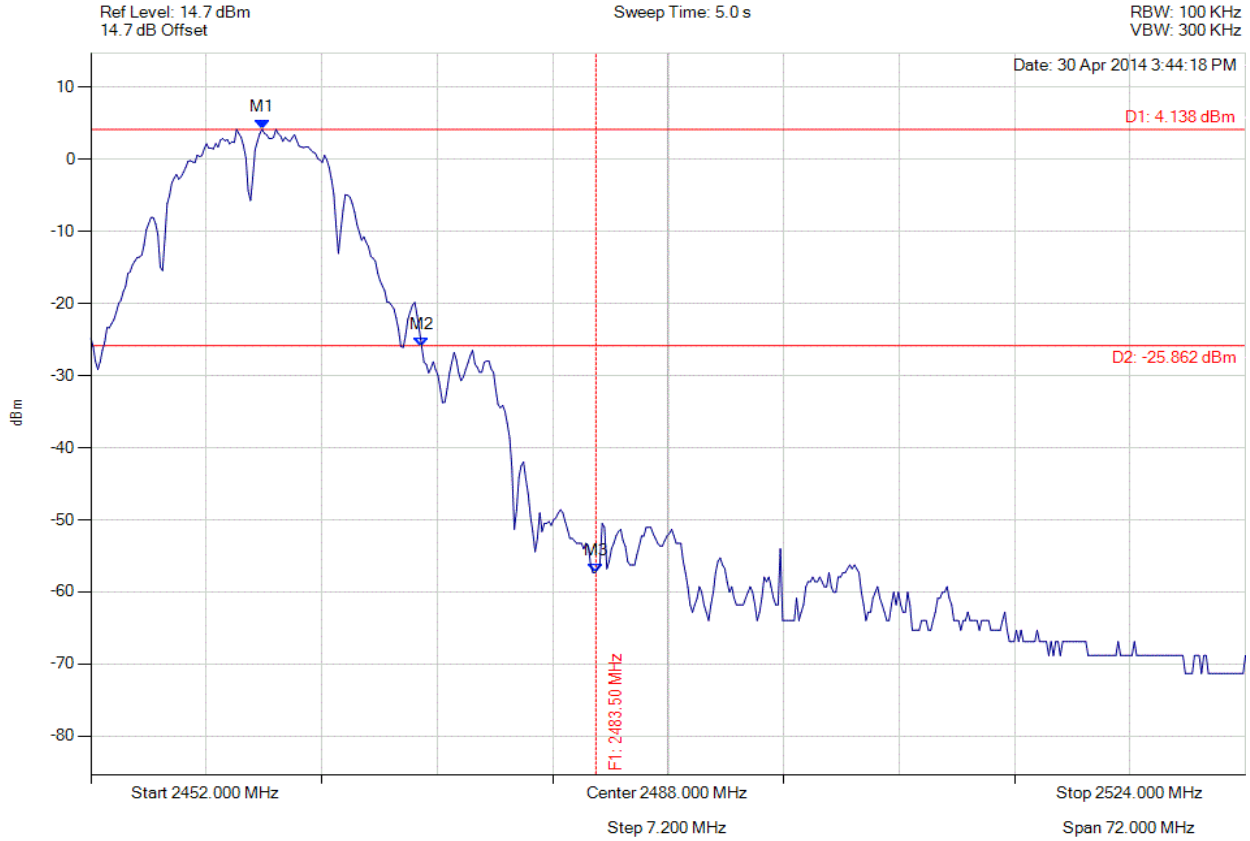

Analyser Setup	Marker : Frequency : Amplitude	Test Results
Detector = AVERAGE Sweep Count = 0 RF Atten (dB) = 10 Trace Mode = VIEW	M1 : 2462.677 MHz : 4.138 dBm M2 : 2472.633 MHz : -25.979 dBm M3 : 2483.500 MHz : -57.344 dBm	Channel Frequency: 2462.00 MHz

Back to the Matrix

CONDUCTED HIGH BAND-EDGE EMISSIONS - AVERAGE

Variant: 802.11g, Channel: 2462.00 MHz, Chain a, Temp: Ambient, Voltage: 3.3 Vdc

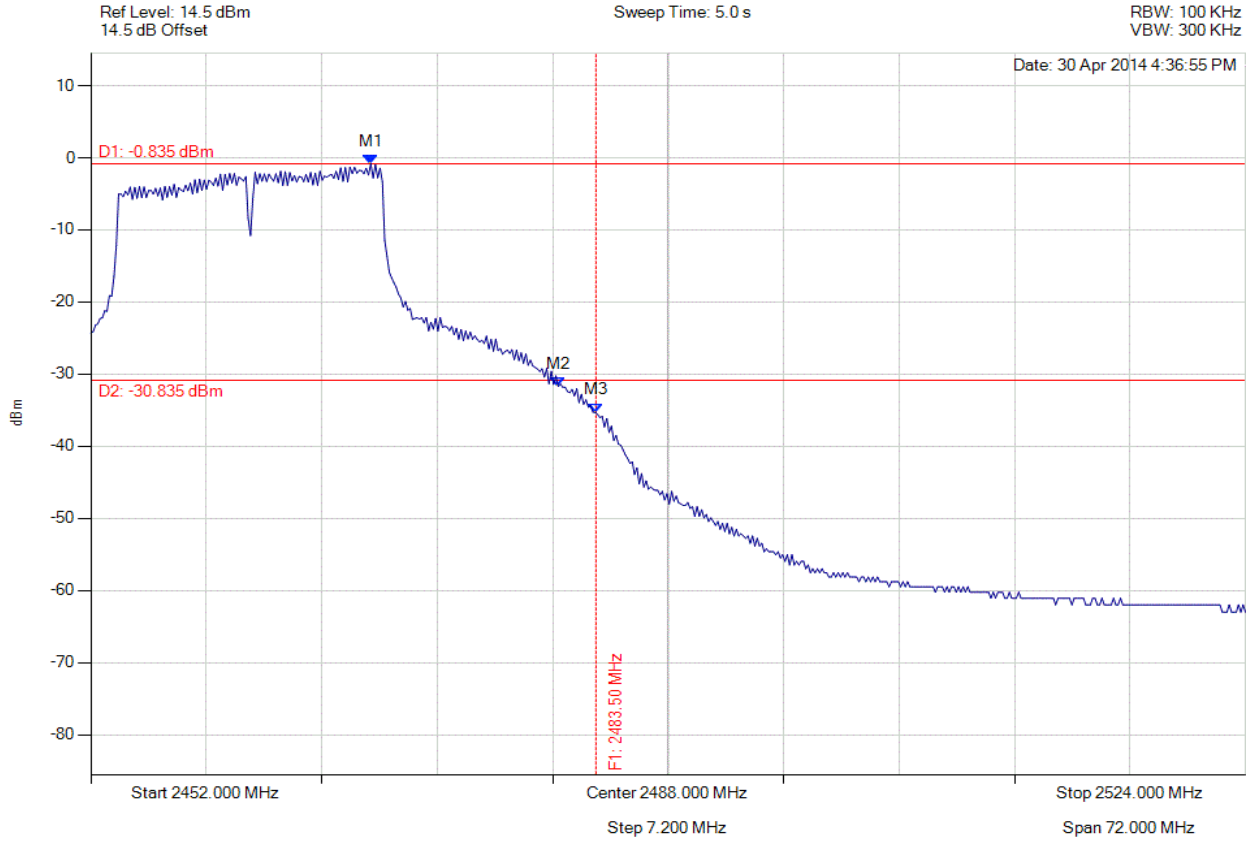

Analyser Setup	Marker : Frequency : Amplitude	Test Results
Detector = AVERAGE Sweep Count = 0 RF Atten (dB) = 20 Trace Mode = VIEW	M1 : 2469.459 MHz : -0.835 dBm M2 : 2481.146 MHz : -31.728 dBm M3 : 2483.500 MHz : -35.309 dBm	Channel Frequency: 2462.00 MHz

Back to the Matrix

CONDUCTED HIGH BAND-EDGE EMISSIONS - AVERAGE

Variant: 802.11g, Channel: 2462.00 MHz, Chain b, Temp: Ambient, Voltage: 3.3 Vdc

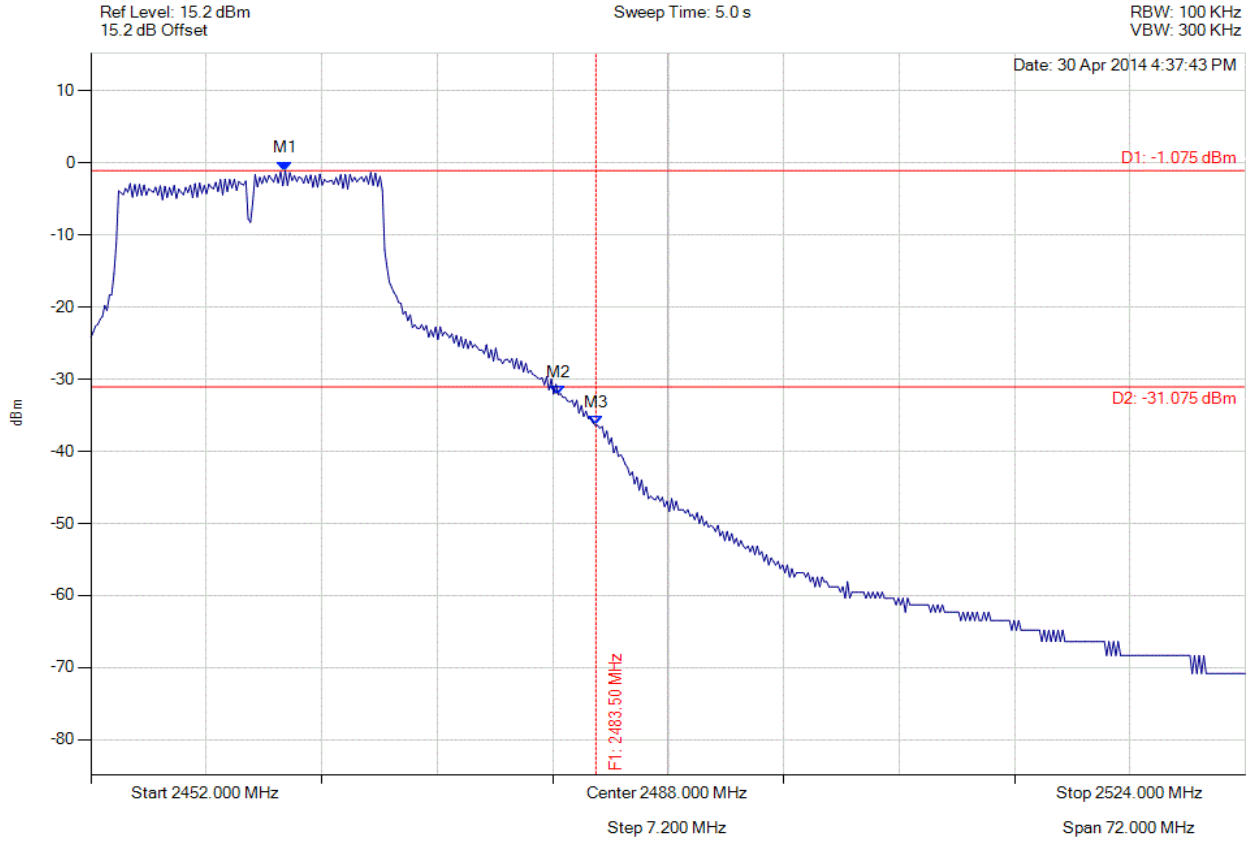

Analyser Setup	Marker : Frequency : Amplitude	Test Results
Detector = AVERAGE Sweep Count = 0 RF Atten (dB) = 10 Trace Mode = VIEW	M1 : 2464.120 MHz : -1.075 dBm M2 : 2481.146 MHz : -32.133 dBm M3 : 2483.500 MHz : -36.392 dBm	Channel Frequency: 2462.00 MHz

Back to the Matrix

CONDUCTED HIGH BAND-EDGE EMISSIONS - AVERAGE

Variant: 802.11g, Channel: 2462.00 MHz, Chain c, Temp: Ambient, Voltage: 3.3 Vdc

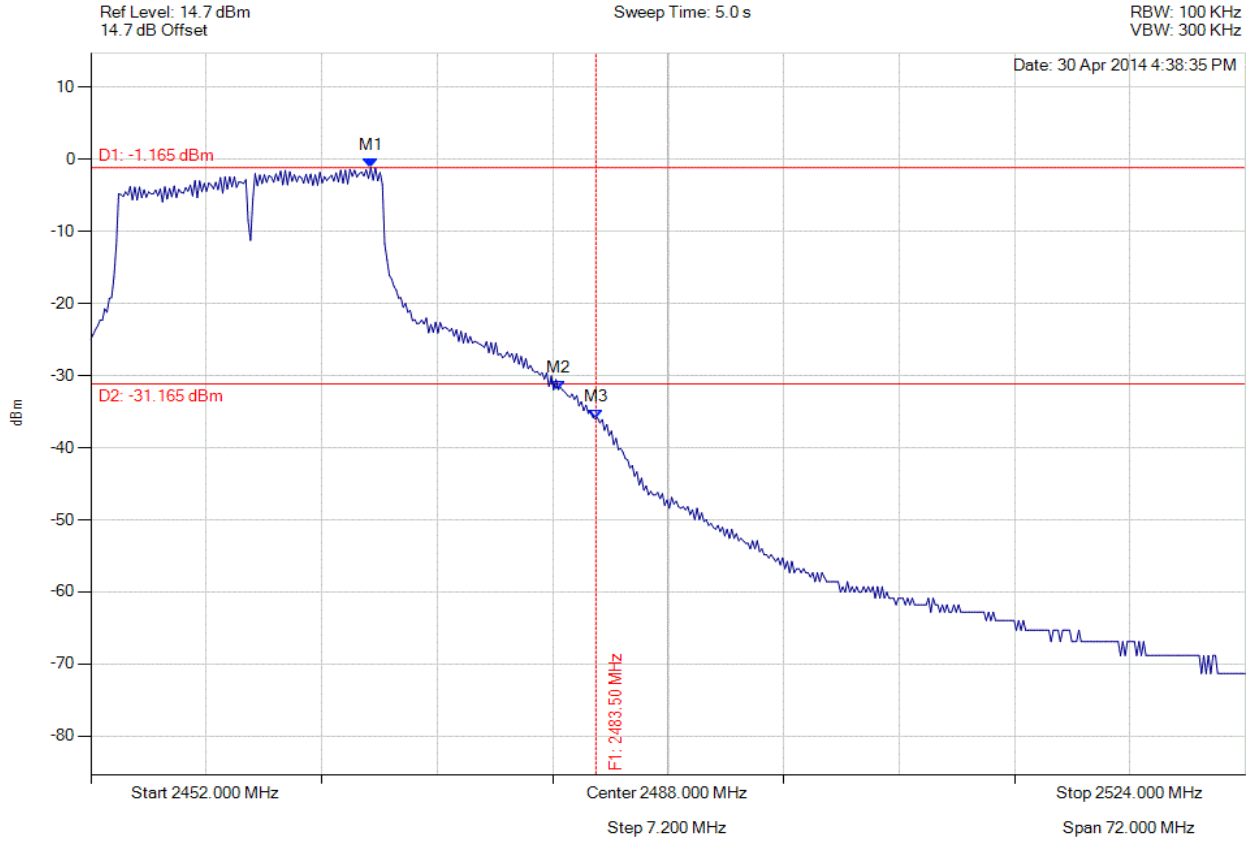

Analyser Setup	Marker : Frequency : Amplitude	Test Results
Detector = AVERAGE Sweep Count = 0 RF Atten (dB) = 10 Trace Mode = VIEW	M1 : 2469.459 MHz : -1.165 dBm M2 : 2481.146 MHz : -31.953 dBm M3 : 2483.500 MHz : -36.005 dBm	Channel Frequency: 2462.00 MHz

Back to the Matrix

CONDUCTED HIGH BAND-EDGE EMISSIONS - AVERAGE

Variant: 802.11n HT-20, Channel: 2462.00 MHz, Chain a, Temp: Ambient, Voltage: 3.3 Vdc

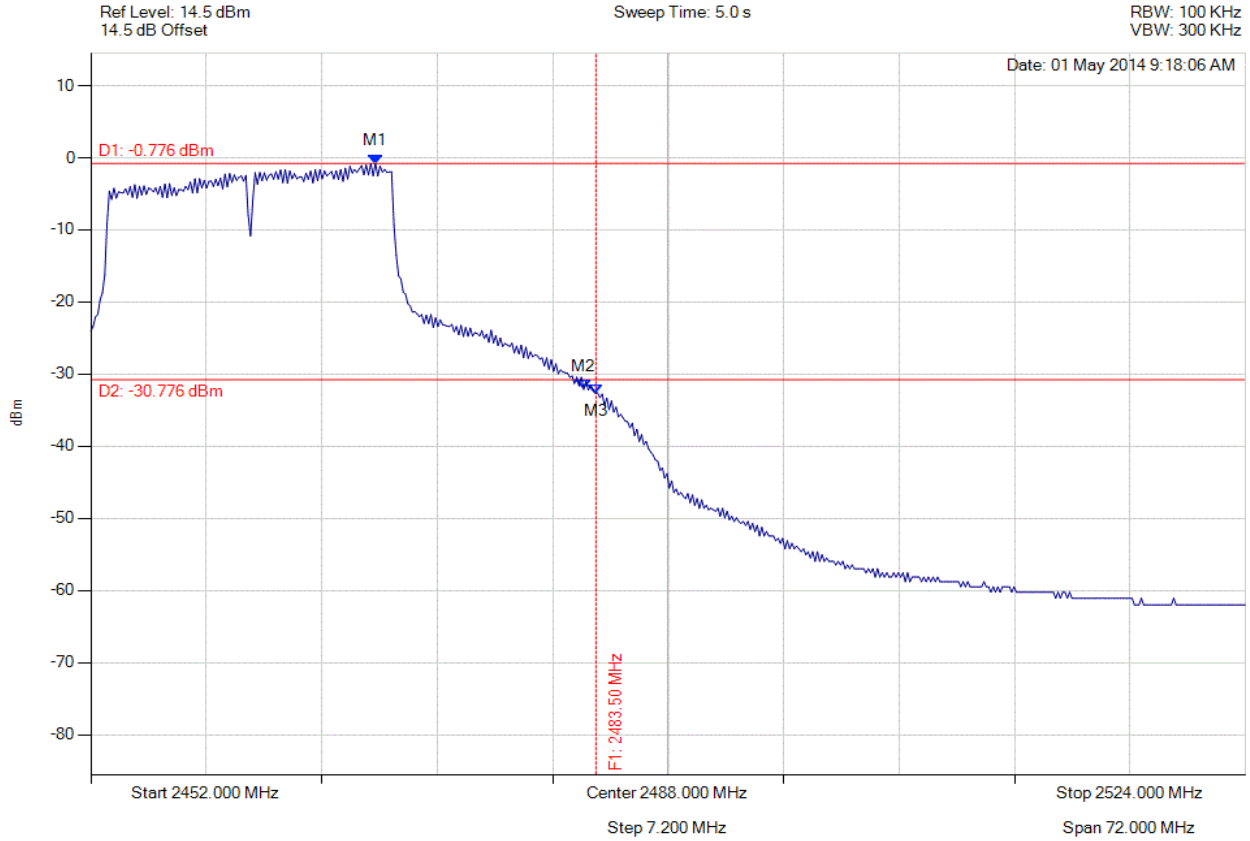

Analyser Setup	Marker : Frequency : Amplitude	Test Results
Detector = AVERAGE Sweep Count = 0 RF Atten (dB) = 20 Trace Mode = VIEW	M1 : 2469.747 MHz : -0.776 dBm M2 : 2482.733 MHz : -32.122 dBm M3 : 2483.500 MHz : -32.633 dBm	Channel Frequency: 2462.00 MHz

Back to the Matrix

CONDUCTED HIGH BAND-EDGE EMISSIONS - AVERAGE

Variant: 802.11n HT-20, Channel: 2462.00 MHz, Chain b, Temp: Ambient, Voltage: 3.3 Vdc

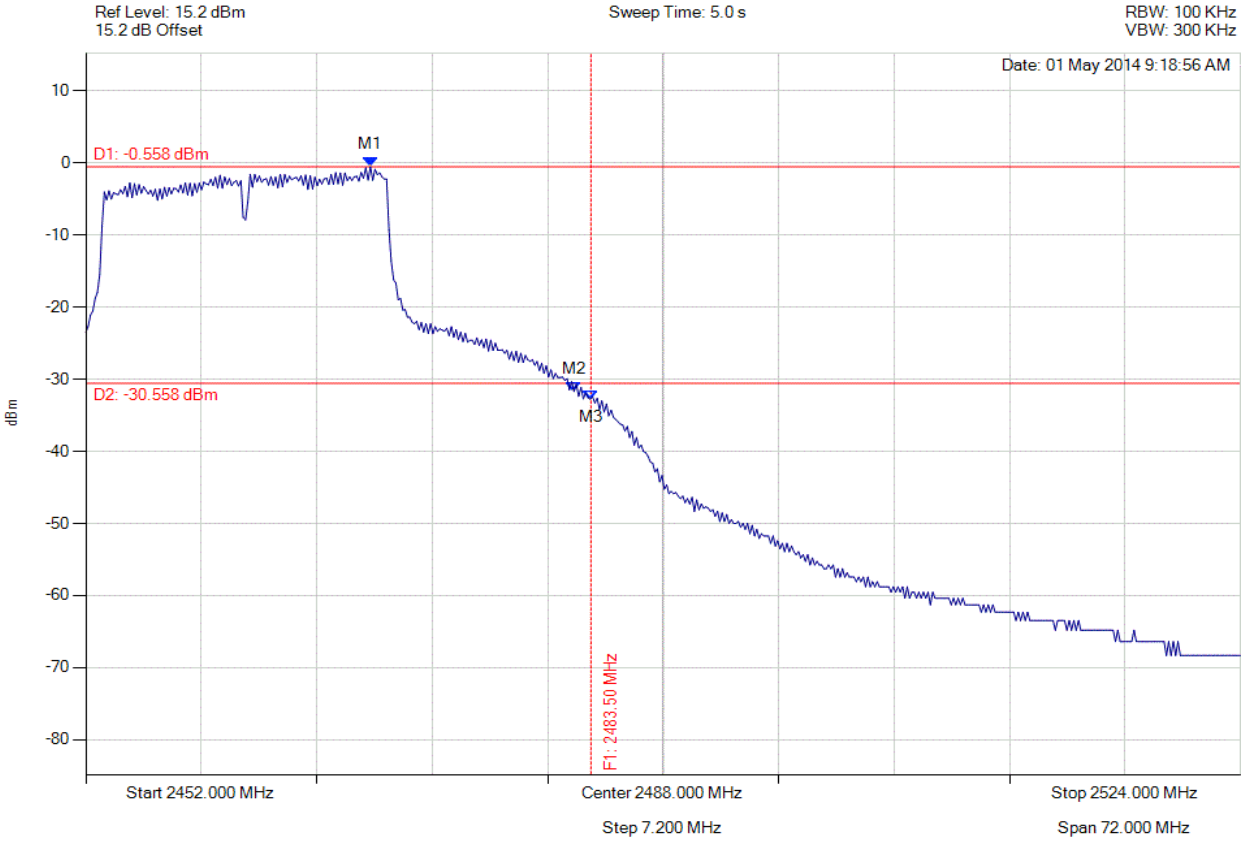

Analyser Setup	Marker : Frequency : Amplitude	Test Results
Detector = AVERAGE Sweep Count = 0 RF Atten (dB) = 10 Trace Mode = VIEW	M1 : 2469.747 MHz : -0.558 dBm M2 : 2482.445 MHz : -31.706 dBm M3 : 2483.500 MHz : -32.761 dBm	Channel Frequency: 2462.00 MHz

Back to the Matrix

CONDUCTED HIGH BAND-EDGE EMISSIONS - AVERAGE

Variant: 802.11n HT-20, Channel: 2462.00 MHz, Chain c, Temp: Ambient, Voltage: 3.3 Vdc

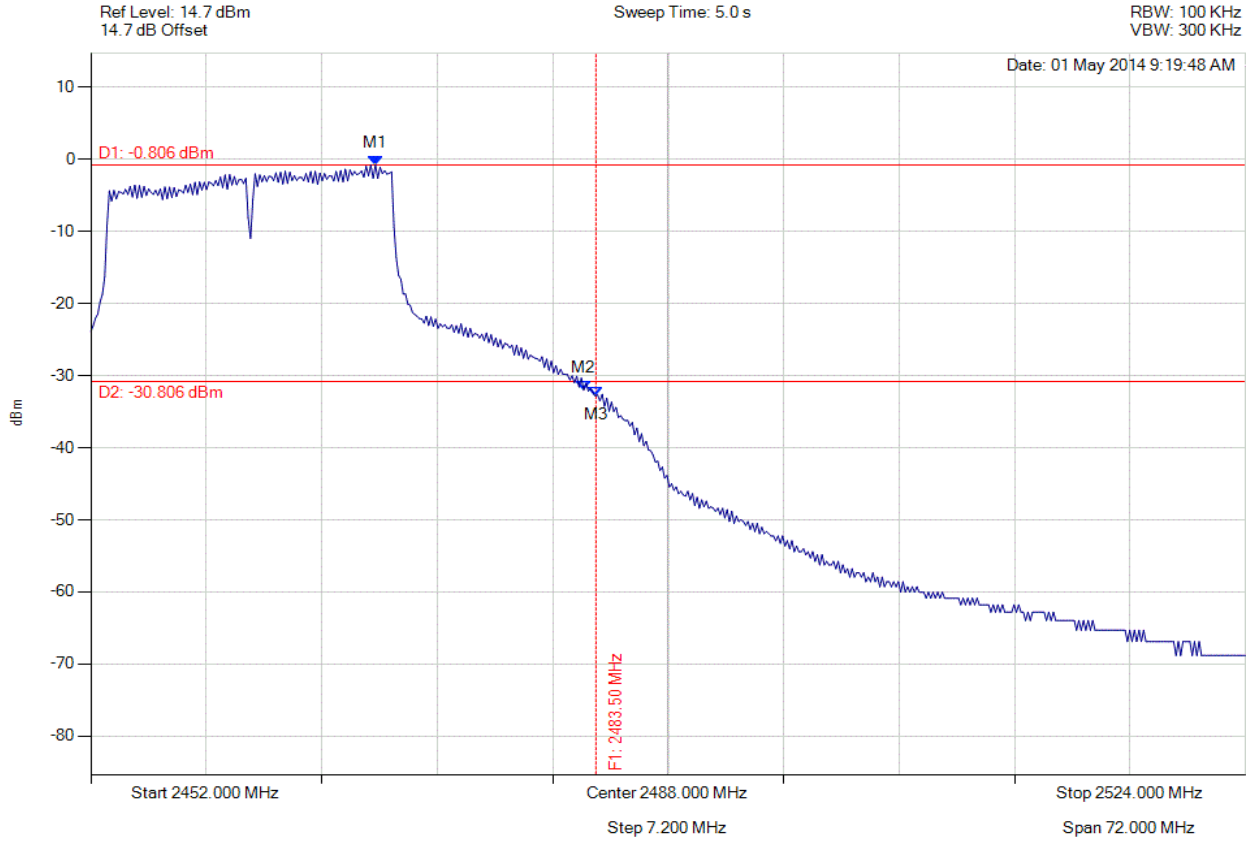

Analyser Setup	Marker : Frequency : Amplitude	Test Results
Detector = AVERAGE Sweep Count = 0 RF Atten (dB) = 10 Trace Mode = VIEW	M1 : 2469.747 MHz : -0.806 dBm M2 : 2482.733 MHz : -32.016 dBm M3 : 2483.500 MHz : -32.837 dBm	Channel Frequency: 2462.00 MHz

Back to the Matrix

CONDUCTED HIGH BAND-EDGE EMISSIONS - AVERAGE

Variant: 802.11n HT-40, Channel: 2452.00 MHz, Chain a, Temp: Ambient, Voltage: 3.3 Vdc

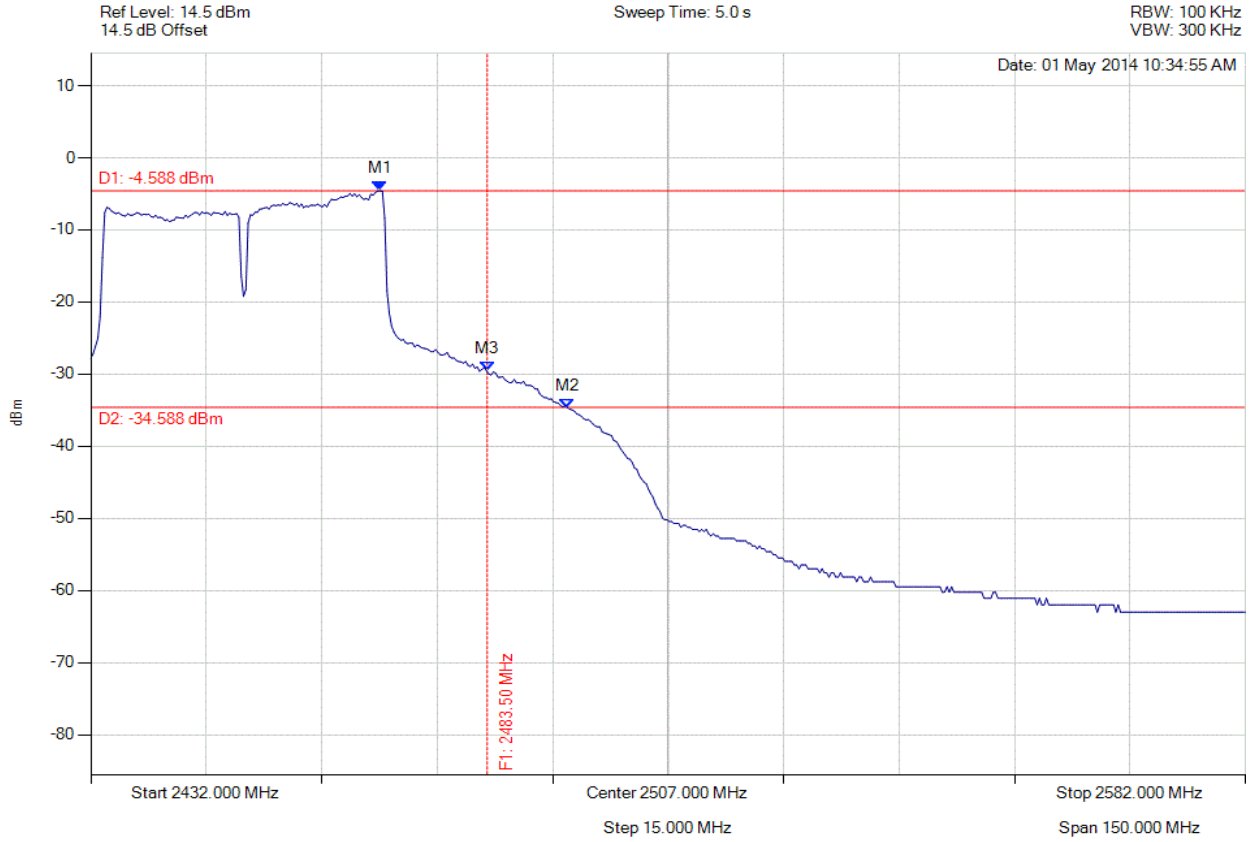

Analyser Setup	Marker : Frequency : Amplitude	Test Results
Detector = AVERAGE Sweep Count = 0 RF Atten (dB) = 20 Trace Mode = VIEW	M1 : 2469.575 MHz : -4.588 dBm M2 : 2493.924 MHz : -34.662 dBm M3 : 2483.500 MHz : -29.539 dBm	Channel Frequency: 2452.00 MHz

Back to the Matrix

CONDUCTED HIGH BAND-EDGE EMISSIONS - AVERAGE

Variant: 802.11n HT-40, Channel: 2452.00 MHz, Chain a, Temp: Ambient, Voltage: 3.3 Vdc

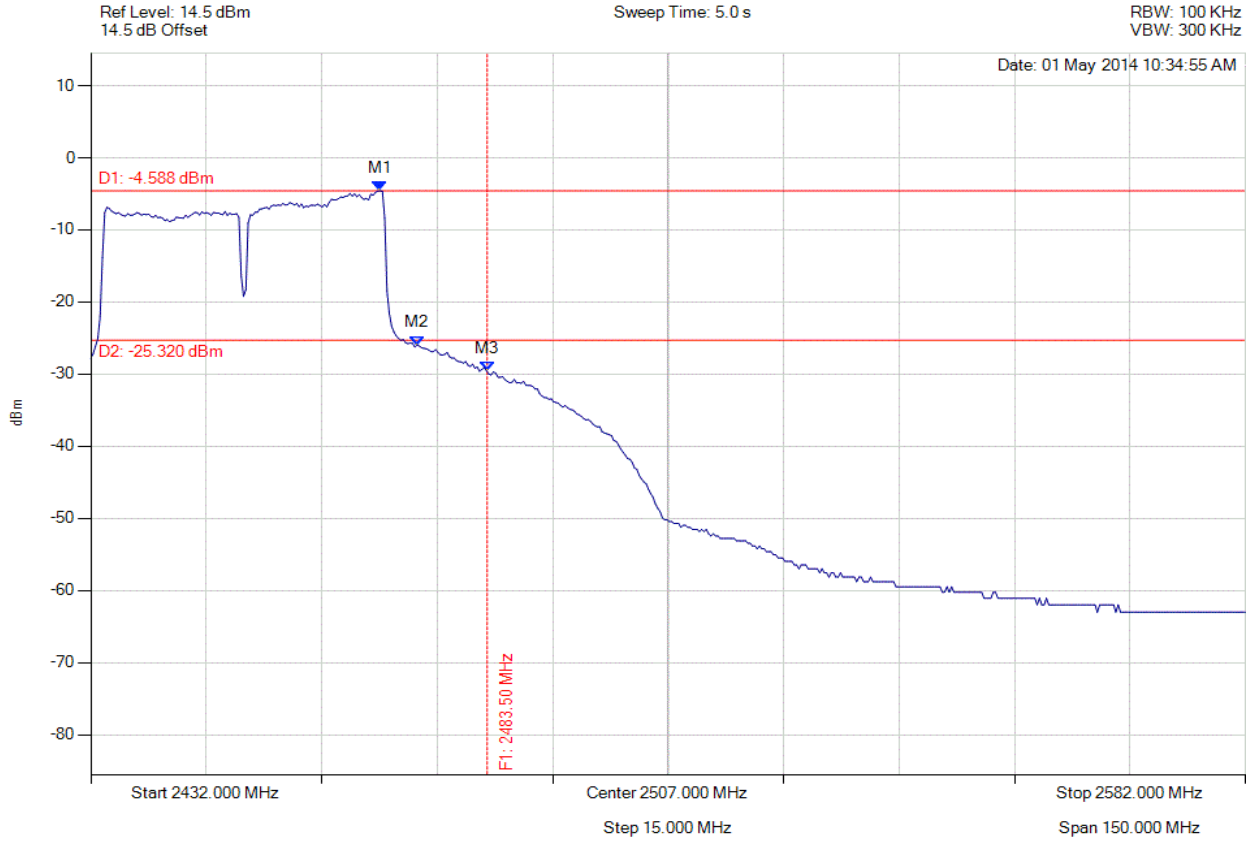

Analyser Setup	Marker : Frequency : Amplitude	Test Results
Detector = AVERAGE Sweep Count = 0 RF Atten (dB) = 20 Trace Mode = VIEW	M1 : 2469.575 MHz : -4.588 dBm M2 : 2474.385 MHz : -25.963 dBm M3 : 2483.500 MHz : -29.539 dBm	Channel Frequency: 2452.00 MHz

Back to the Matrix

CONDUCTED HIGH BAND-EDGE EMISSIONS - AVERAGE

Variant: 802.11n HT-40, Channel: 2452.00 MHz, Chain b, Temp: Ambient, Voltage: 3.3 Vdc

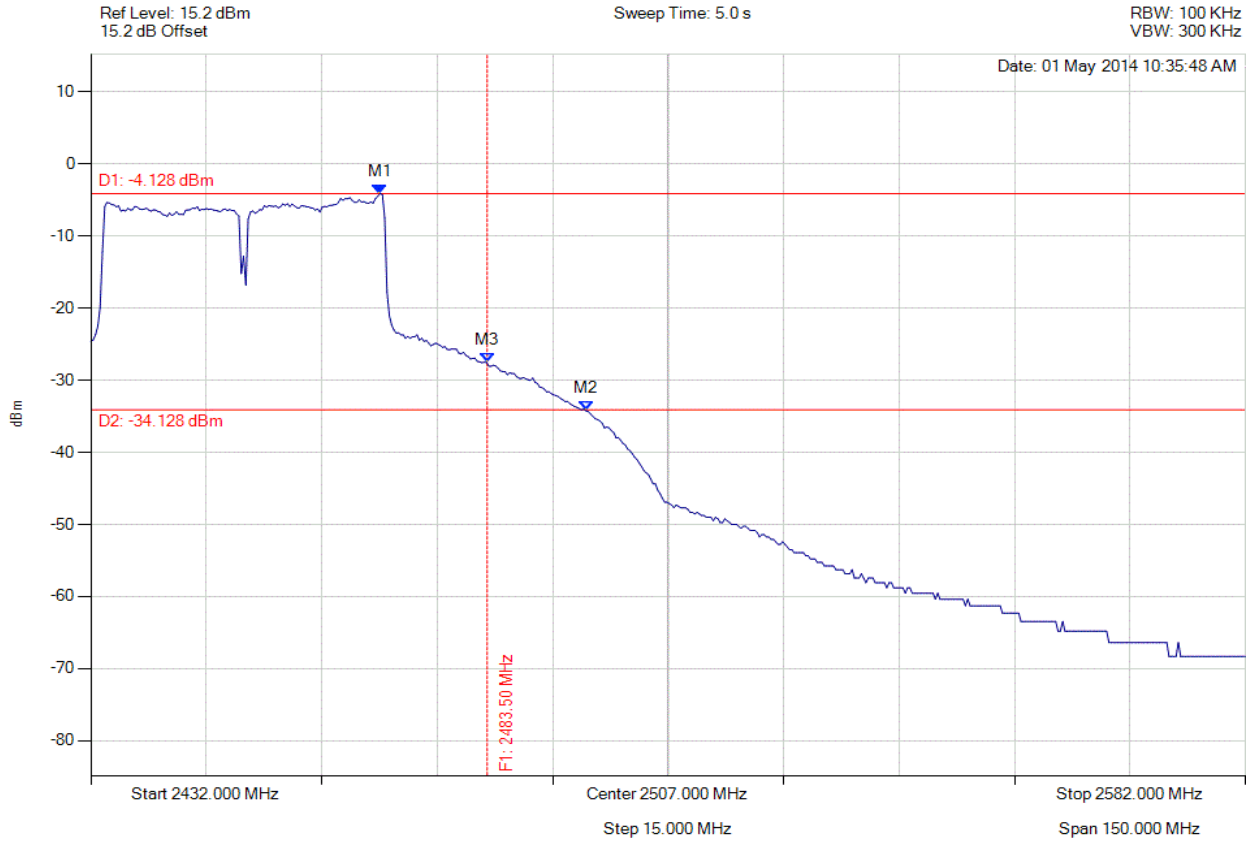

Analyser Setup	Marker : Frequency : Amplitude	Test Results
Detector = AVERAGE Sweep Count = 0 RF Atten (dB) = 10 Trace Mode = VIEW	M1 : 2469.575 MHz : -4.128 dBm M2 : 2496.329 MHz : -34.258 dBm M3 : 2483.500 MHz : -27.516 dBm	Channel Frequency: 2452.00 MHz

Back to the Matrix

CONDUCTED HIGH BAND-EDGE EMISSIONS - AVERAGE

Variant: 802.11n HT-40, Channel: 2452.00 MHz, Chain b, Temp: Ambient, Voltage: 3.3 Vdc

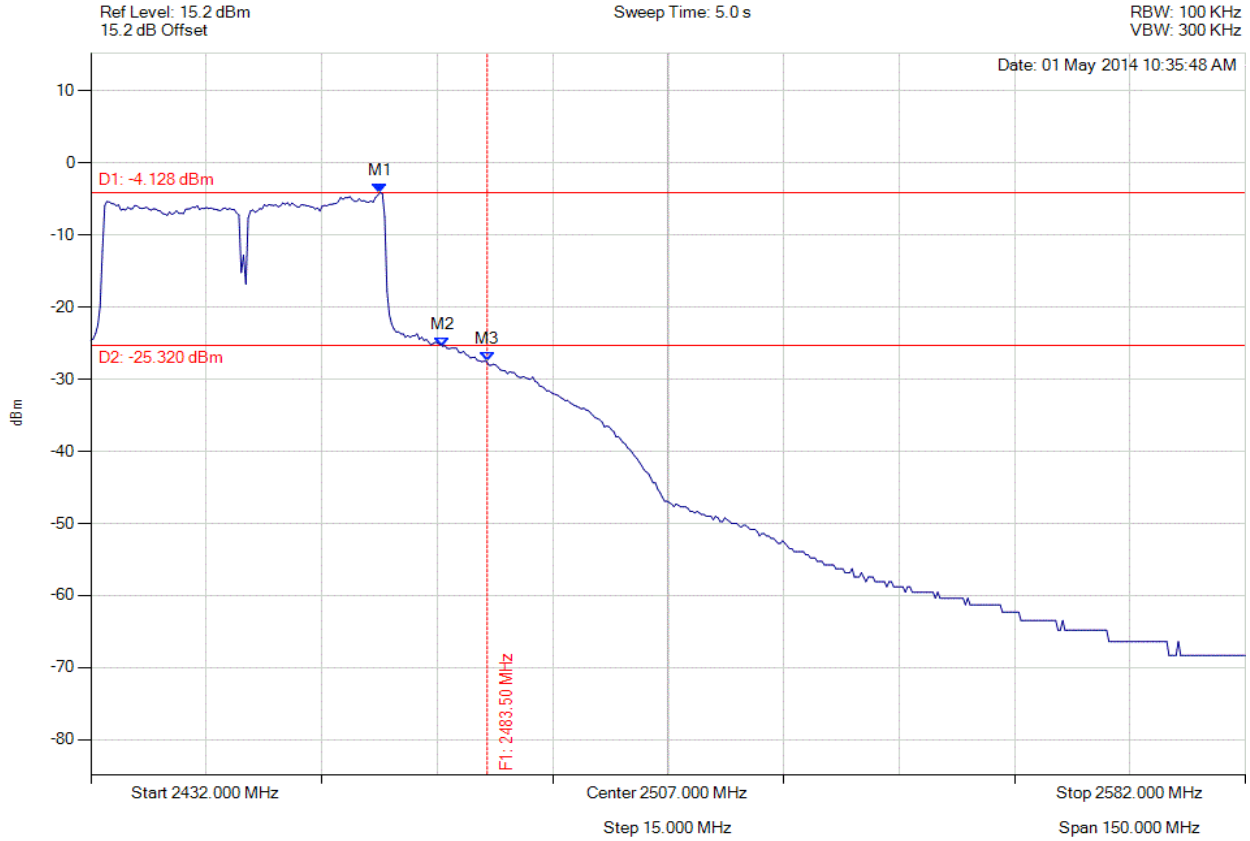

Analyser Setup	Marker : Frequency : Amplitude	Test Results
Detector = AVERAGE Sweep Count = 0 RF Atten (dB) = 10 Trace Mode = VIEW	M1 : 2469.575 MHz : -4.128 dBm M2 : 2477.691 MHz : -25.448 dBm M3 : 2483.500 MHz : -27.516 dBm	Channel Frequency: 2452.00 MHz

Back to the Matrix

CONDUCTED HIGH BAND-EDGE EMISSIONS - AVERAGE

Variant: 802.11n HT-40, Channel: 2452.00 MHz, Chain c, Temp: Ambient, Voltage: 3.3 Vdc

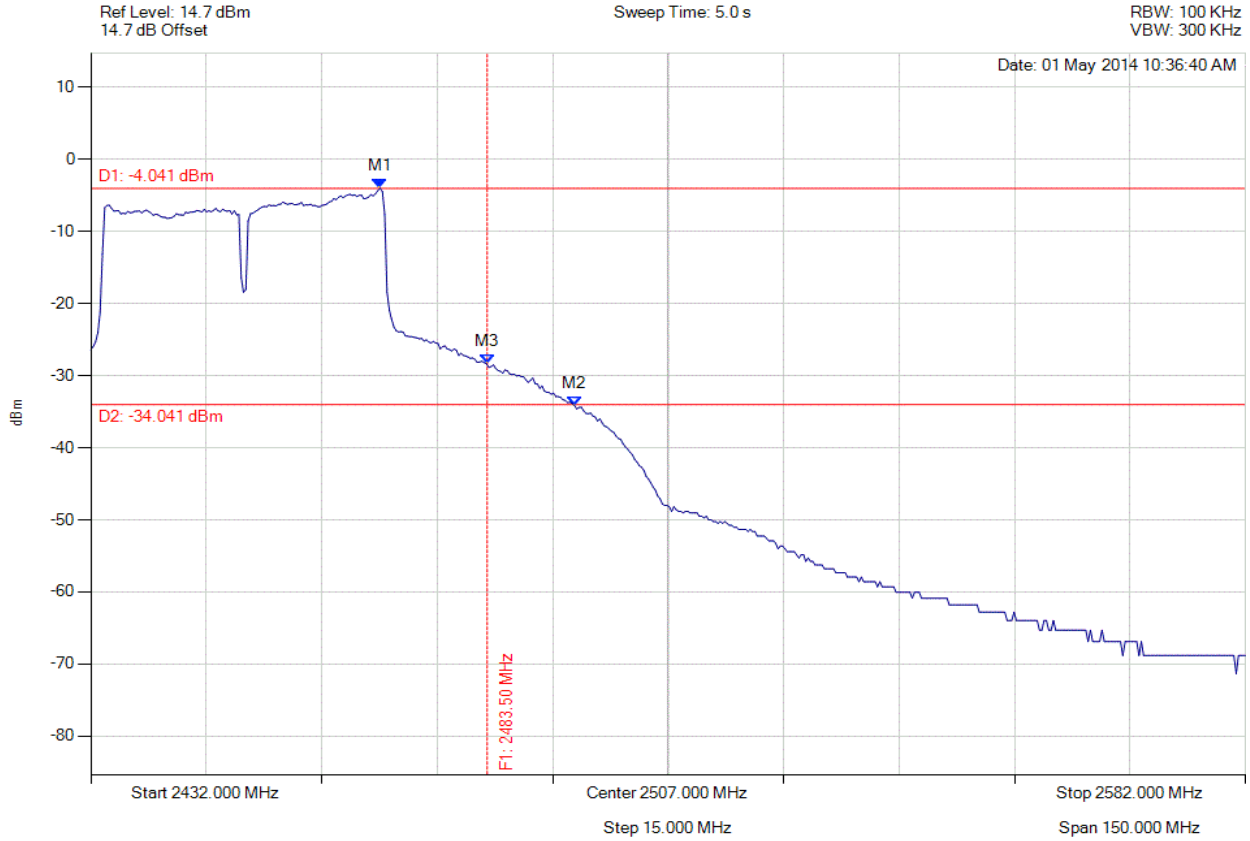

Analyser Setup	Marker : Frequency : Amplitude	Test Results
Detector = AVERAGE Sweep Count = 0 RF Atten (dB) = 10 Trace Mode = VIEW	M1 : 2469.575 MHz : -4.041 dBm M2 : 2494.826 MHz : -34.136 dBm M3 : 2483.500 MHz : -28.380 dBm	Channel Frequency: 2452.00 MHz

Back to the Matrix

CONDUCTED HIGH BAND-EDGE EMISSIONS - AVERAGE

Variant: 802.11n HT-40, Channel: 2452.00 MHz, Chain c, Temp: Ambient, Voltage: 3.3 Vdc

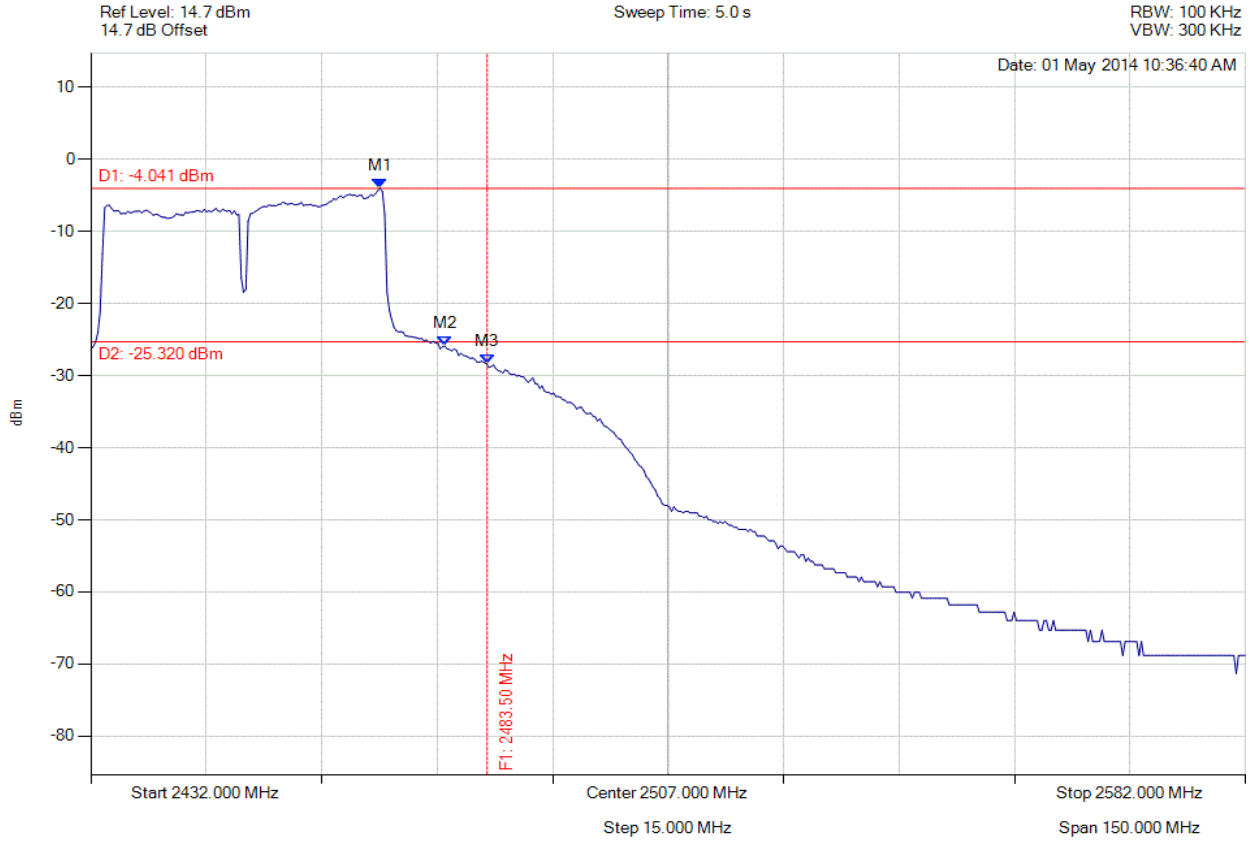

Analyser Setup	Marker : Frequency : Amplitude	Test Results
Detector = AVERAGE Sweep Count = 0 RF Atten (dB) = 10 Trace Mode = VIEW	M1 : 2469.575 MHz : -4.041 dBm M2 : 2477.992 MHz : -25.886 dBm M3 : 2483.500 MHz : -28.380 dBm	Channel Frequency: 2452.00 MHz

Back to the Matrix

CONDUCTED SPURIOUS EMISSIONS - AVERAGE

Variant: 802.11b, Channel: 2412.00 MHz, Chain a, Temp: Ambient, Voltage: 3.3 Vdc

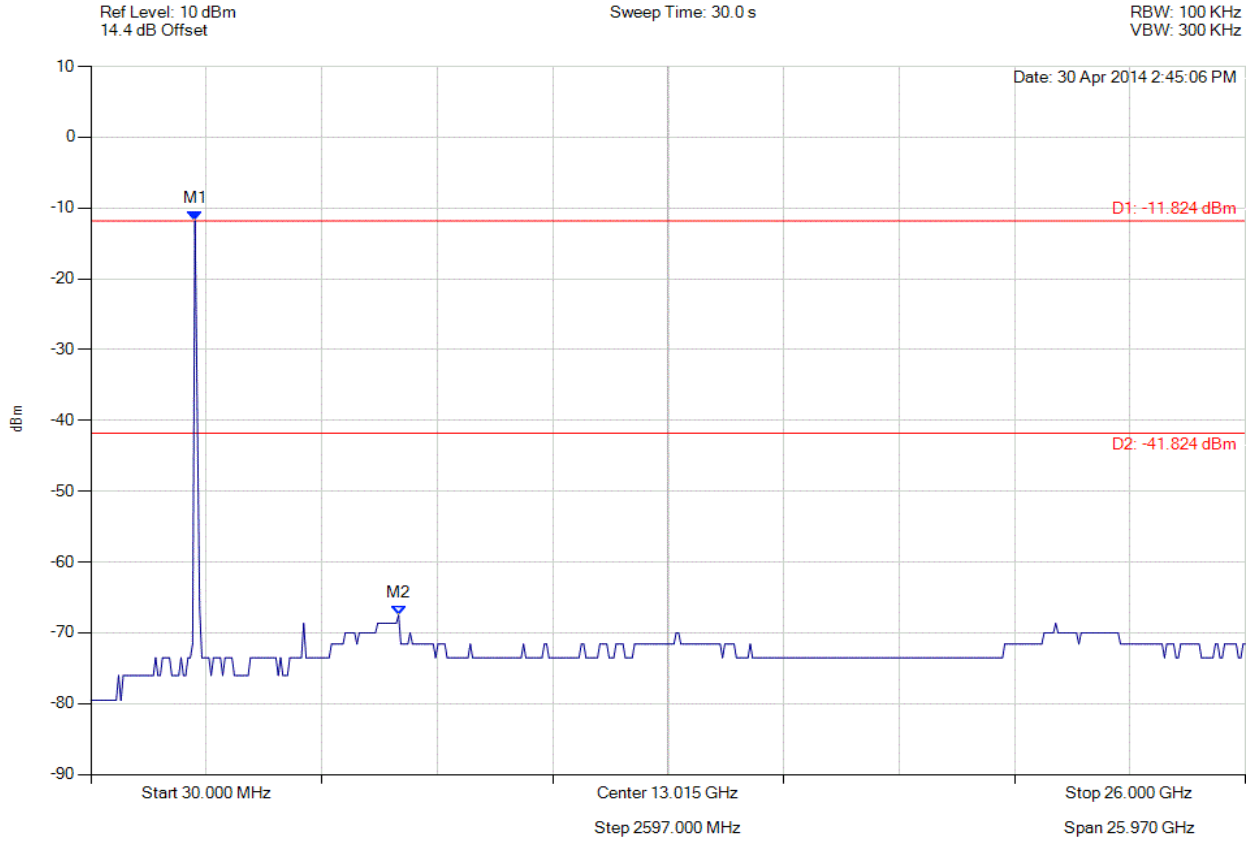

Analyser Setup	Marker : Frequency : Amplitude	Test Results
Detector = AVERAGE Sweep Count = 0 RF Atten (dB) = 10 Trace Mode = VIEW	M1 : 2371.984 MHz : -11.824 dBm M2 : 6951.864 MHz : -67.504 dBm	Limit: -41.82 dBm Margin: -25.68 dB

Back to the Matrix

CONDUCTED SPURIOUS EMISSIONS - AVERAGE

Variant: 802.11b, Channel: 2412.00 MHz, Chain b, Temp: Ambient, Voltage: 3.3 Vdc

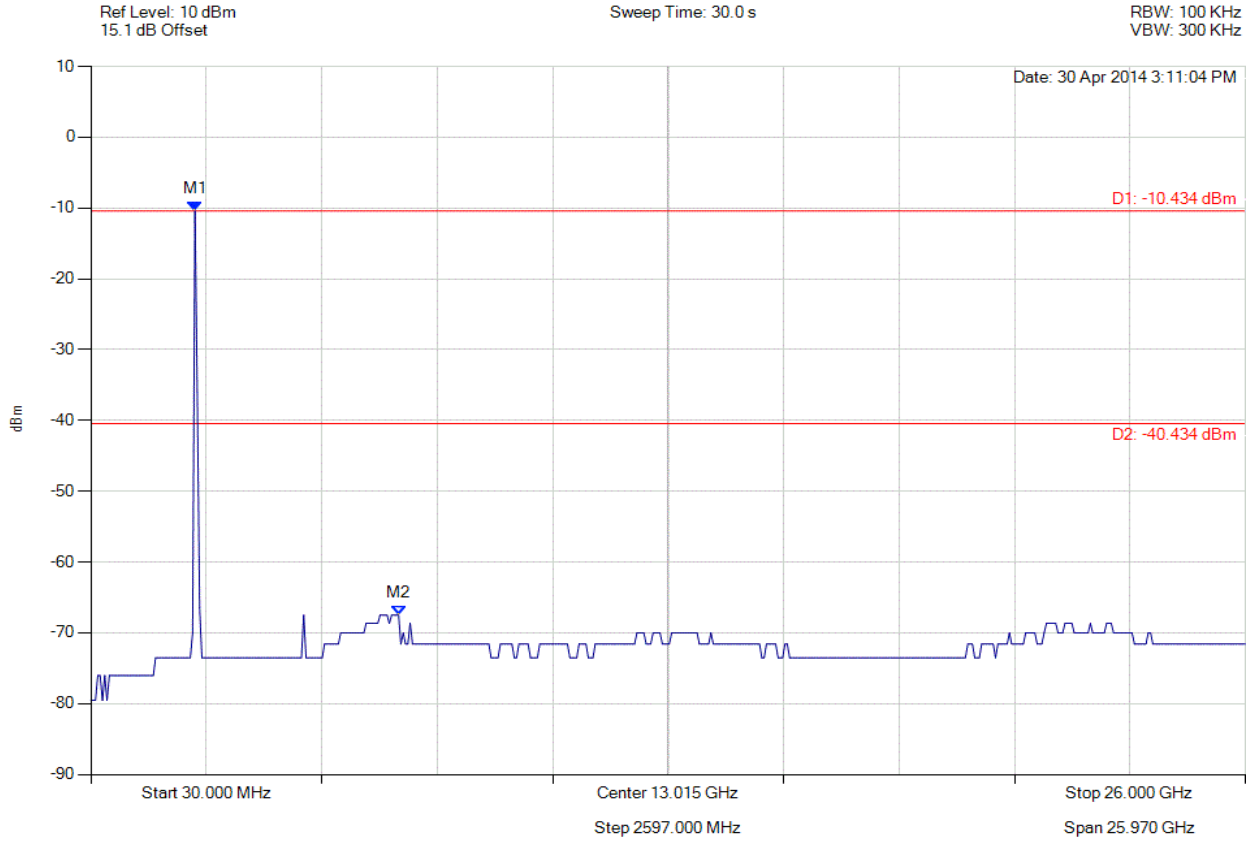

Analyser Setup	Marker : Frequency : Amplitude	Test Results
Detector = AVERAGE Sweep Count = 0 RF Atten (dB) = 10 Trace Mode = VIEW	M1 : 2371.984 MHz : -10.434 dBm M2 : 6951.864 MHz : -67.504 dBm	Limit: -40.43 dBm Margin: -27.07 dB

Back to the Matrix

CONDUCTED SPURIOUS EMISSIONS - AVERAGE

Variant: 802.11b, Channel: 2412.00 MHz, Chain c, Temp: Ambient, Voltage: 3.3 Vdc

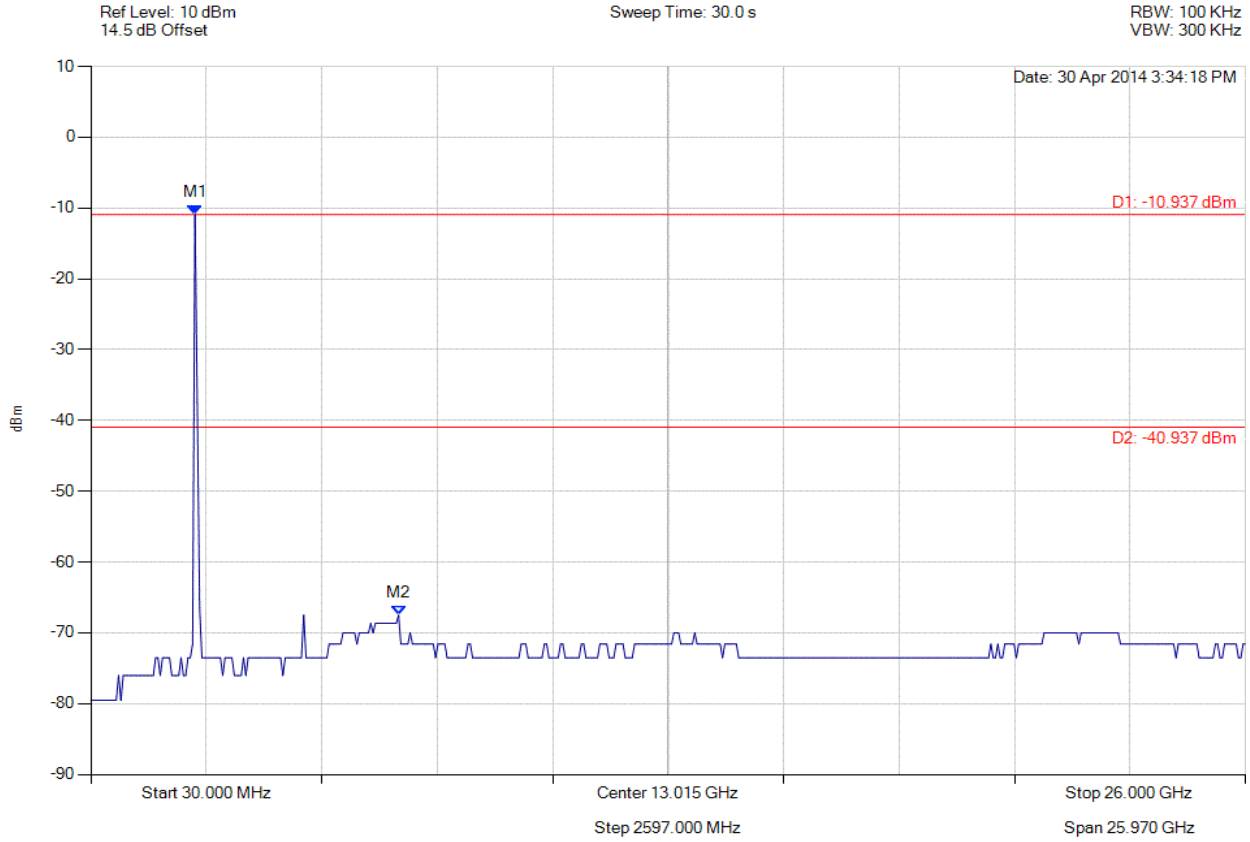

Analyser Setup	Marker : Frequency : Amplitude	Test Results
Detector = AVERAGE Sweep Count = 0 RF Atten (dB) = 10 Trace Mode = VIEW	M1 : 2371.984 MHz : -10.937 dBm M2 : 6951.864 MHz : -67.504 dBm	Limit: -40.94 dBm Margin: -26.56 dB

Back to the Matrix

CONDUCTED SPURIOUS EMISSIONS - AVERAGE

Variant: 802.11b, Channel: 2437.00 MHz, Chain a, Temp: Ambient, Voltage: 3.3 Vdc

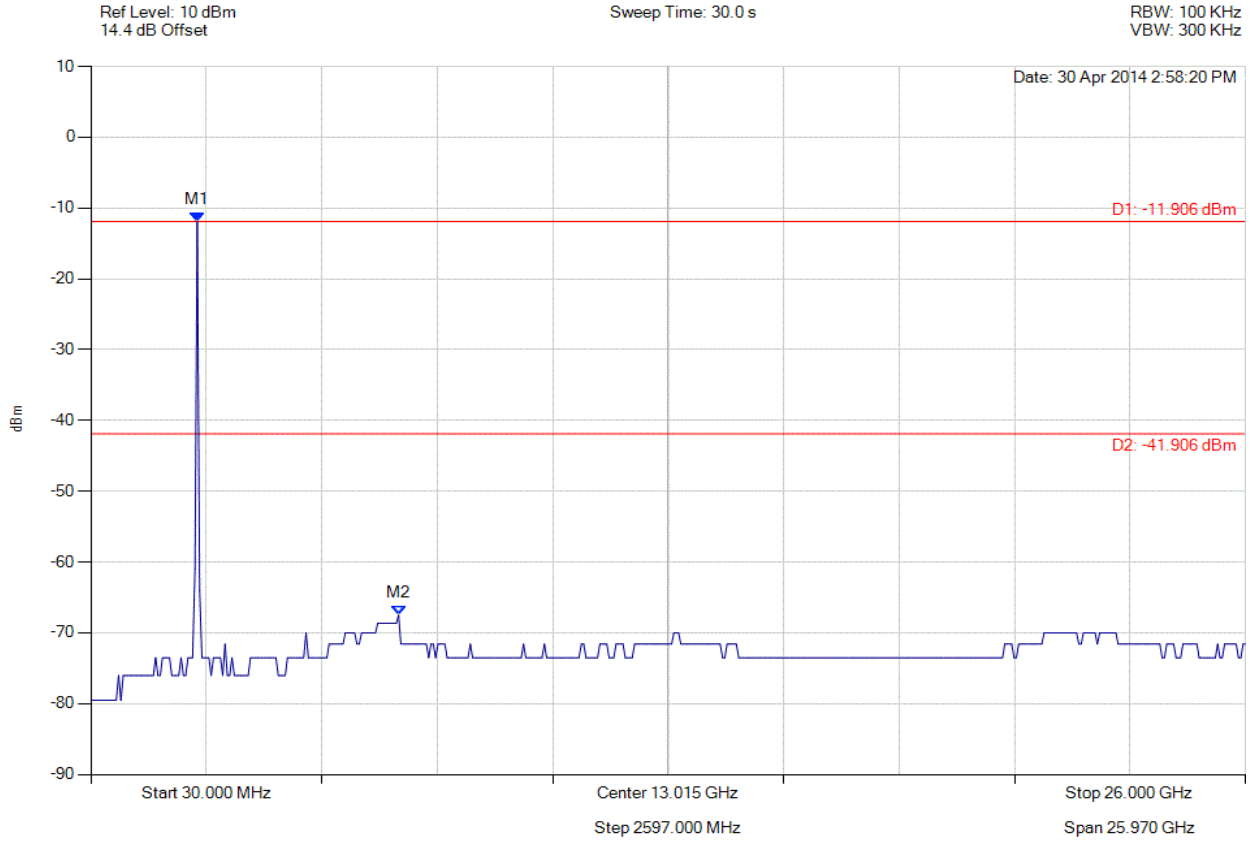

Analyser Setup	Marker : Frequency : Amplitude	Test Results
Detector = AVERAGE Sweep Count = 0 RF Atten (dB) = 10 Trace Mode = VIEW	M1 : 2424.028 MHz : -11.906 dBm M2 : 6951.864 MHz : -67.504 dBm	Limit: -41.91 dBm Margin: -25.59 dB

Back to the Matrix

CONDUCTED SPURIOUS EMISSIONS - AVERAGE

Variant: 802.11b, Channel: 2437.00 MHz, Chain b, Temp: Ambient, Voltage: 3.3 Vdc

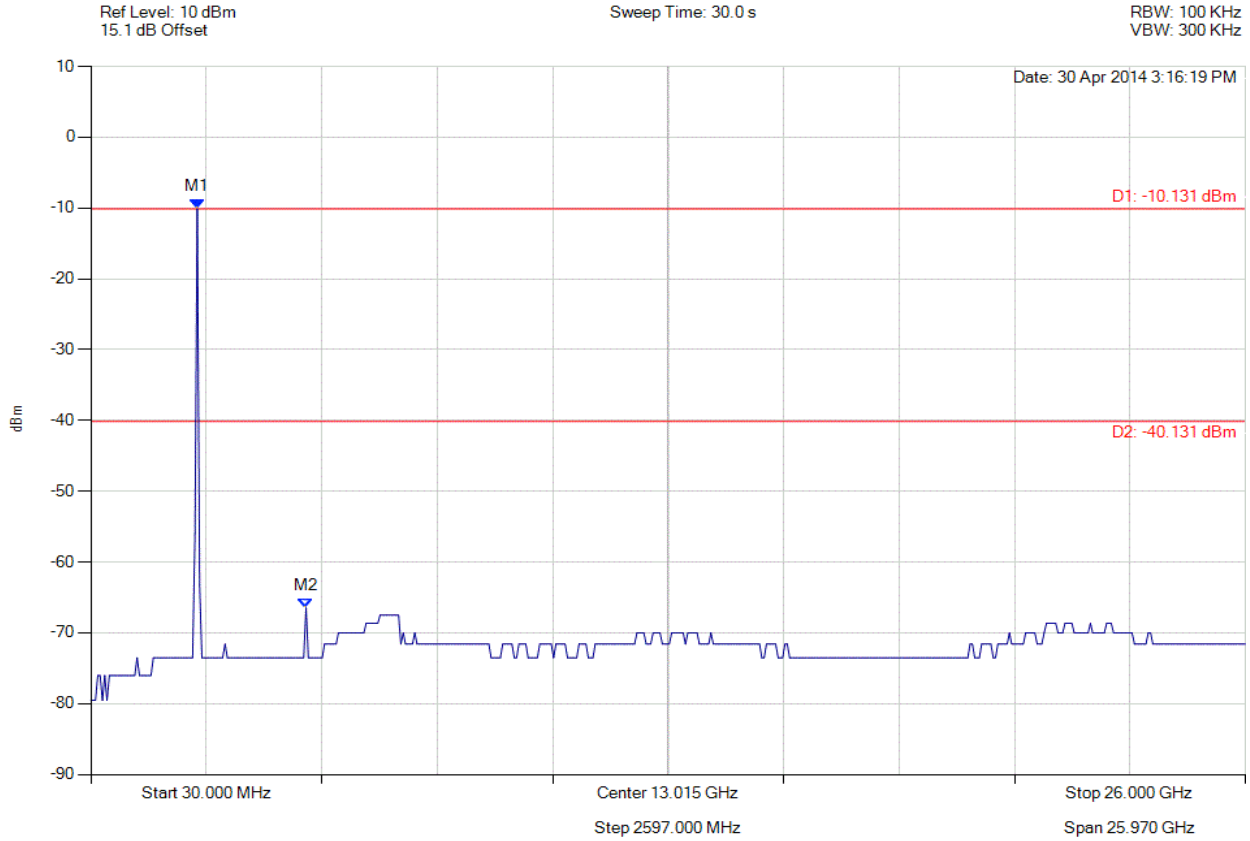

Analyser Setup	Marker : Frequency : Amplitude	Test Results
Detector = AVERAGE Sweep Count = 0 RF Atten (dB) = 10 Trace Mode = VIEW	M1 : 2424.028 MHz : -10.131 dBm M2 : 4870.100 MHz : -66.480 dBm	Limit: -40.13 dBm Margin: -26.35 dB

Back to the Matrix

CONDUCTED SPURIOUS EMISSIONS - AVERAGE

Variant: 802.11b, Channel: 2437.00 MHz, Chain c, Temp: Ambient, Voltage: 3.3 Vdc

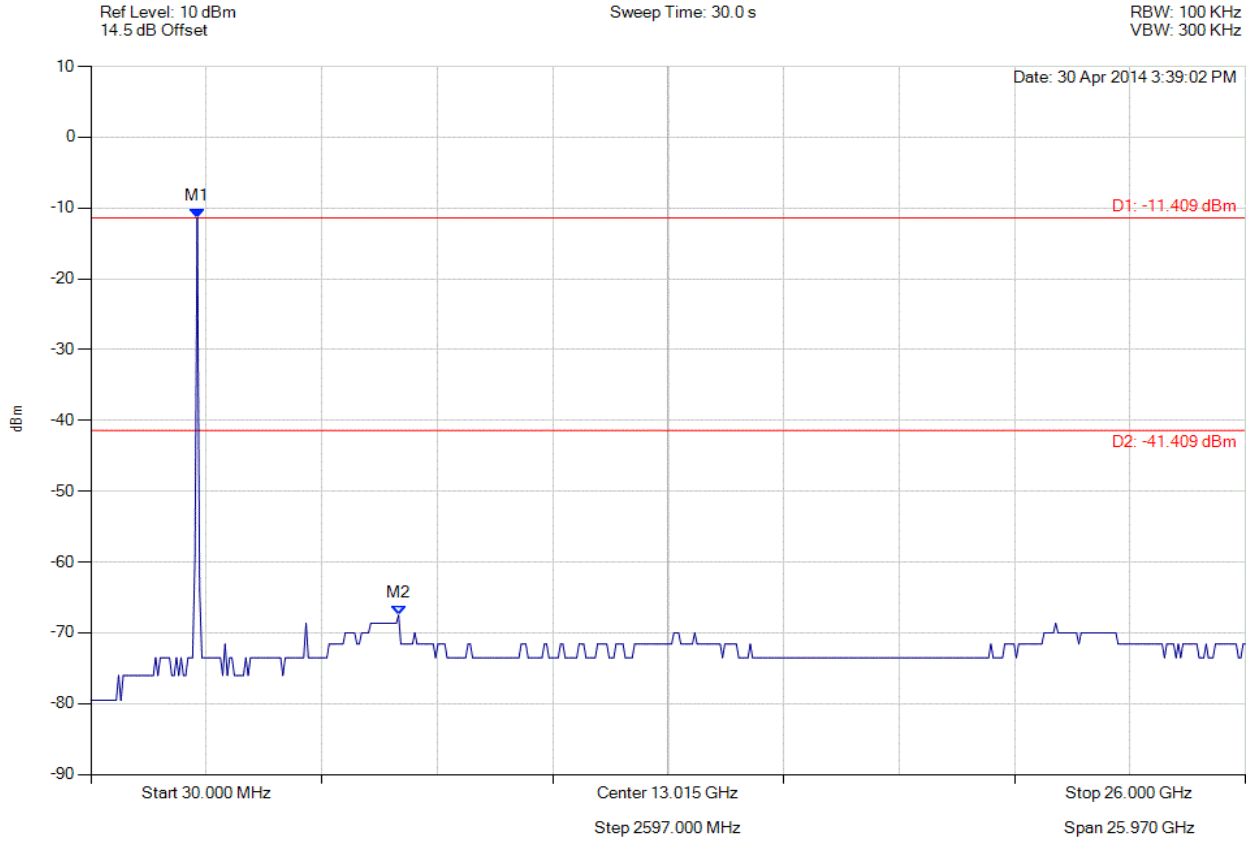

Analyser Setup	Marker : Frequency : Amplitude	Test Results
Detector = AVERAGE Sweep Count = 0 RF Atten (dB) = 10 Trace Mode = VIEW	M1 : 2424.028 MHz : -11.409 dBm M2 : 6951.864 MHz : -67.504 dBm	Limit: -41.41 dBm Margin: -26.09 dB

Back to the Matrix

CONDUCTED SPURIOUS EMISSIONS - AVERAGE

Variant: 802.11b, Channel: 2462.00 MHz, Chain a, Temp: Ambient, Voltage: 3.3 Vdc

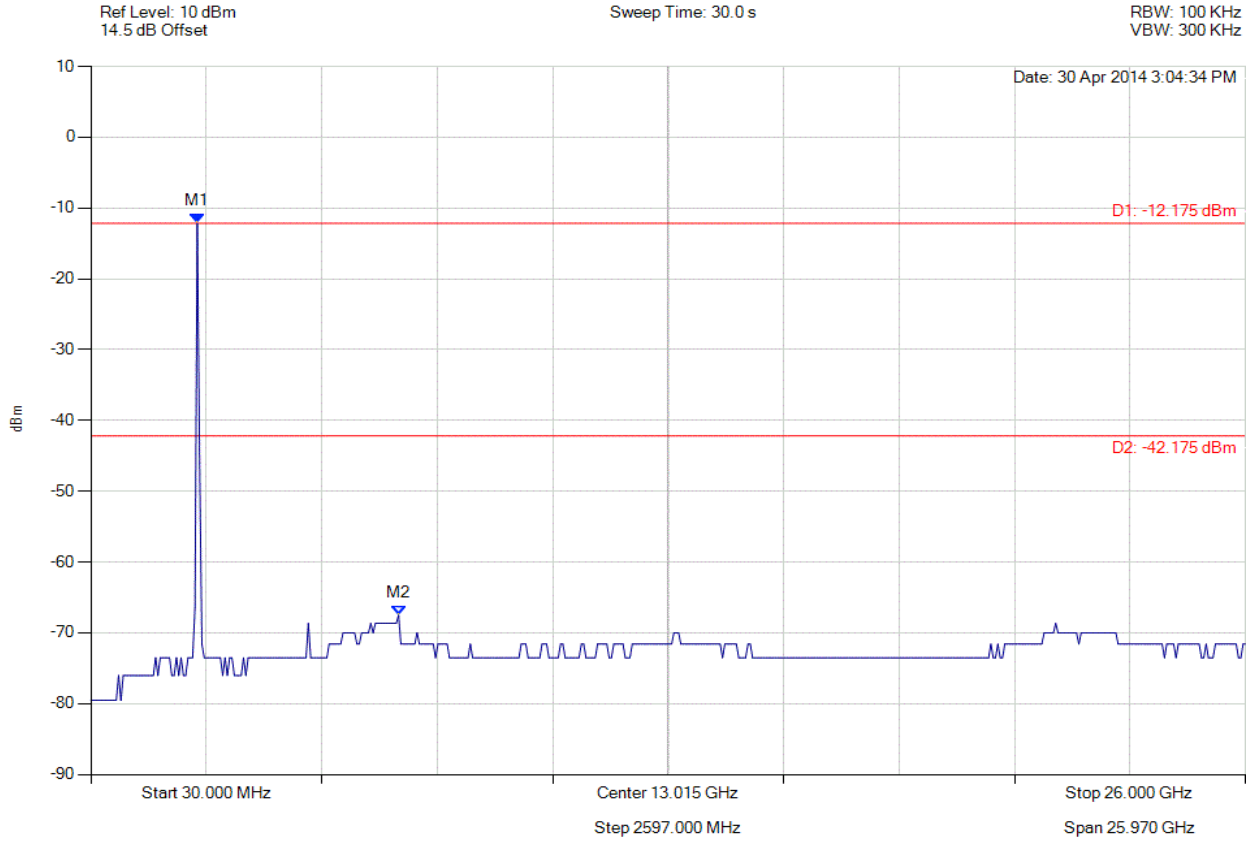

Analyser Setup	Marker : Frequency : Amplitude	Test Results
Detector = AVERAGE Sweep Count = 0 RF Atten (dB) = 10 Trace Mode = VIEW	M1 : 2424.028 MHz : -12.175 dBm M2 : 6951.864 MHz : -67.504 dBm	Limit: -42.18 dBm Margin: -25.32 dB

Back to the Matrix

CONDUCTED SPURIOUS EMISSIONS - AVERAGE

Variant: 802.11b, Channel: 2462.00 MHz, Chain b, Temp: Ambient, Voltage: 3.3 Vdc

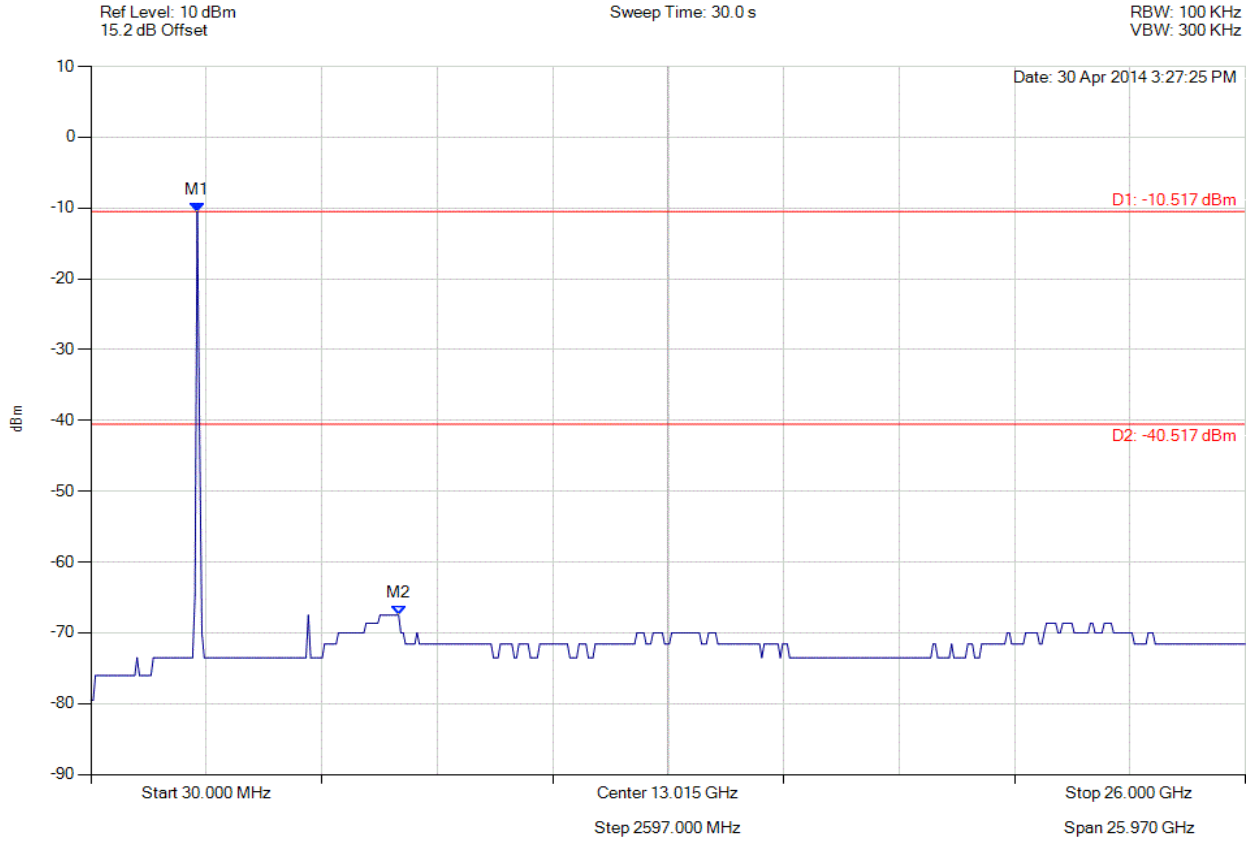

Analyser Setup	Marker : Frequency : Amplitude	Test Results
Detector = AVERAGE Sweep Count = 0 RF Atten (dB) = 10 Trace Mode = VIEW	M1 : 2424.028 MHz : -10.517 dBm M2 : 6951.864 MHz : -67.504 dBm	Limit: -40.52 dBm Margin: -26.98 dB

Back to the Matrix

CONDUCTED SPURIOUS EMISSIONS - AVERAGE

Variant: 802.11b, Channel: 2462.00 MHz, Chain c, Temp: Ambient, Voltage: 3.3 Vdc

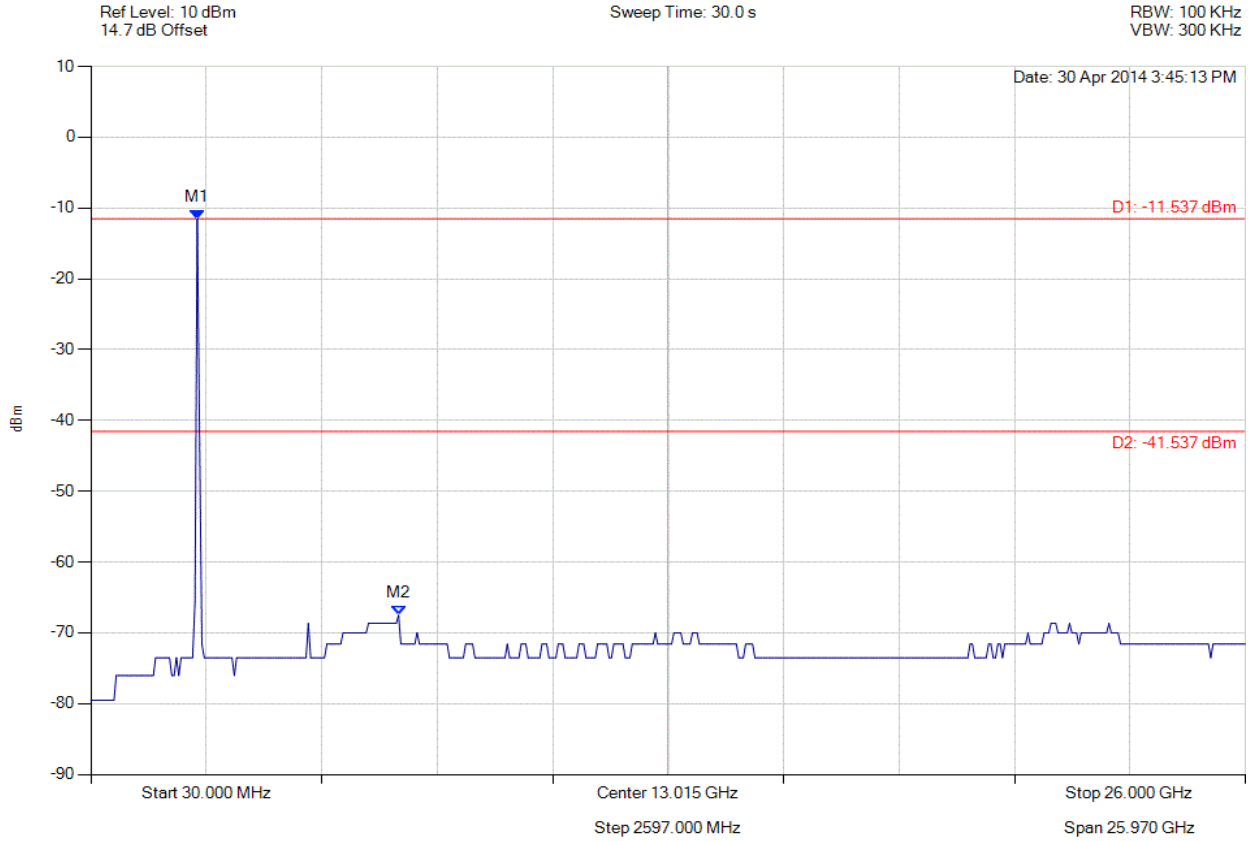

Analyser Setup	Marker : Frequency : Amplitude	Test Results
Detector = AVERAGE Sweep Count = 0 RF Atten (dB) = 10 Trace Mode = VIEW	M1 : 2424.028 MHz : -11.537 dBm M2 : 6951.864 MHz : -67.504 dBm	Limit: -41.54 dBm Margin: -25.96 dB

Back to the Matrix

CONDUCTED SPURIOUS EMISSIONS - AVERAGE

Variant: 802.11g, Channel: 2412.00 MHz, Chain a, Temp: Ambient, Voltage: 3.3 Vdc

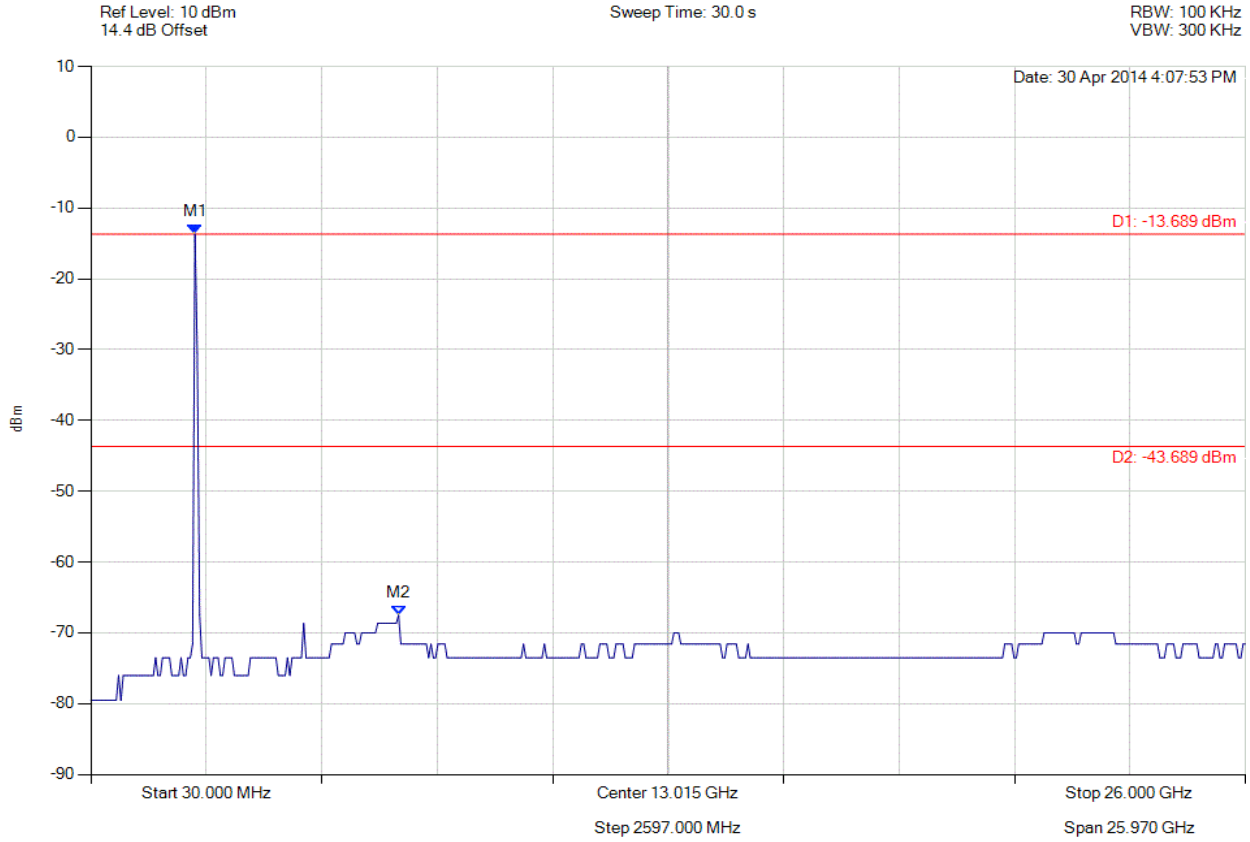

Analyser Setup	Marker : Frequency : Amplitude	Test Results
Detector = AVERAGE Sweep Count = 0 RF Atten (dB) = 10 Trace Mode = VIEW	M1 : 2371.984 MHz : -13.689 dBm M2 : 6951.864 MHz : -67.504 dBm	Limit: -43.69 dBm Margin: -23.81 dB

Back to the Matrix

CONDUCTED SPURIOUS EMISSIONS - AVERAGE

Variant: 802.11g, Channel: 2412.00 MHz, Chain b, Temp: Ambient, Voltage: 3.3 Vdc

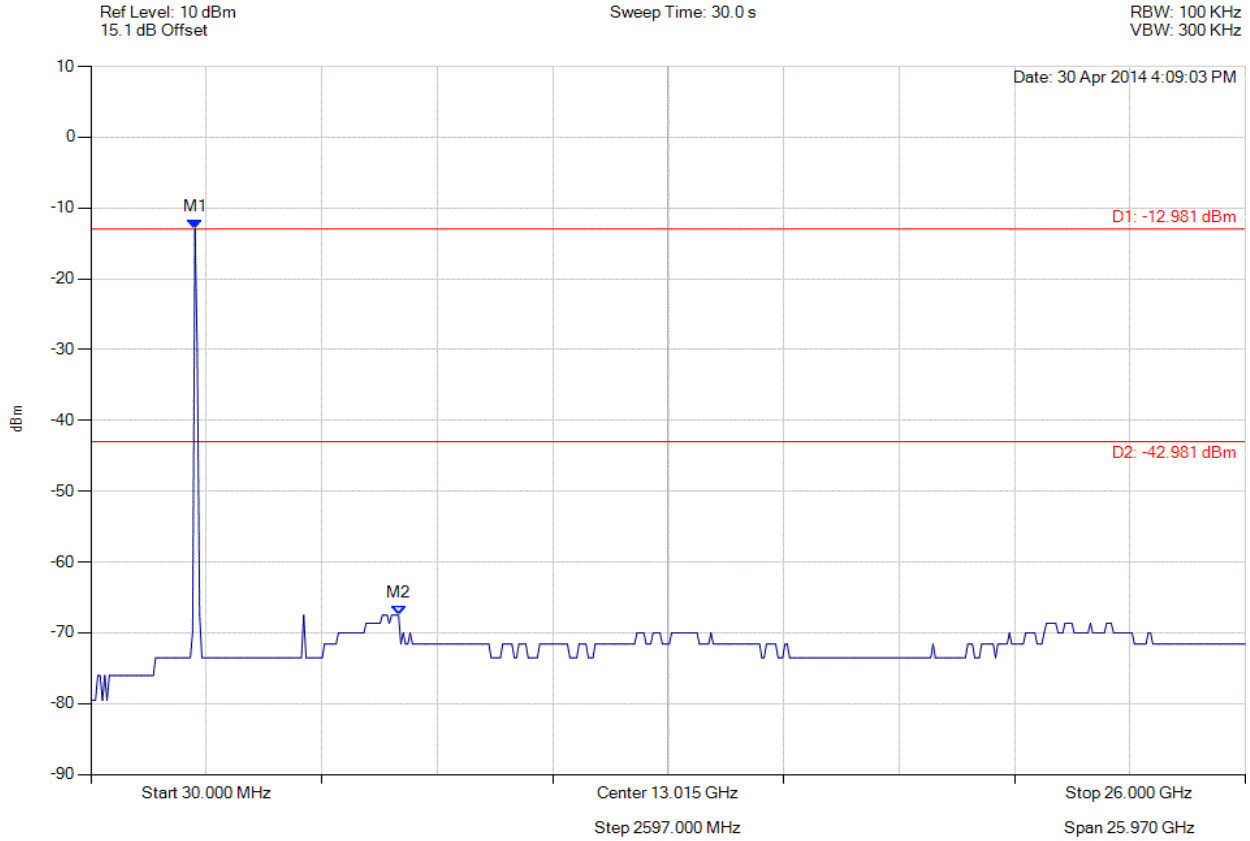

Analyser Setup	Marker : Frequency : Amplitude	Test Results
Detector = AVERAGE Sweep Count = 0 RF Atten (dB) = 10 Trace Mode = VIEW	M1 : 2371.984 MHz : -12.981 dBm M2 : 6951.864 MHz : -67.504 dBm	Limit: -42.98 dBm Margin: -24.52 dB

Back to the Matrix

CONDUCTED SPURIOUS EMISSIONS - AVERAGE

Variant: 802.11g, Channel: 2412.00 MHz, Chain c, Temp: Ambient, Voltage: 3.3 Vdc

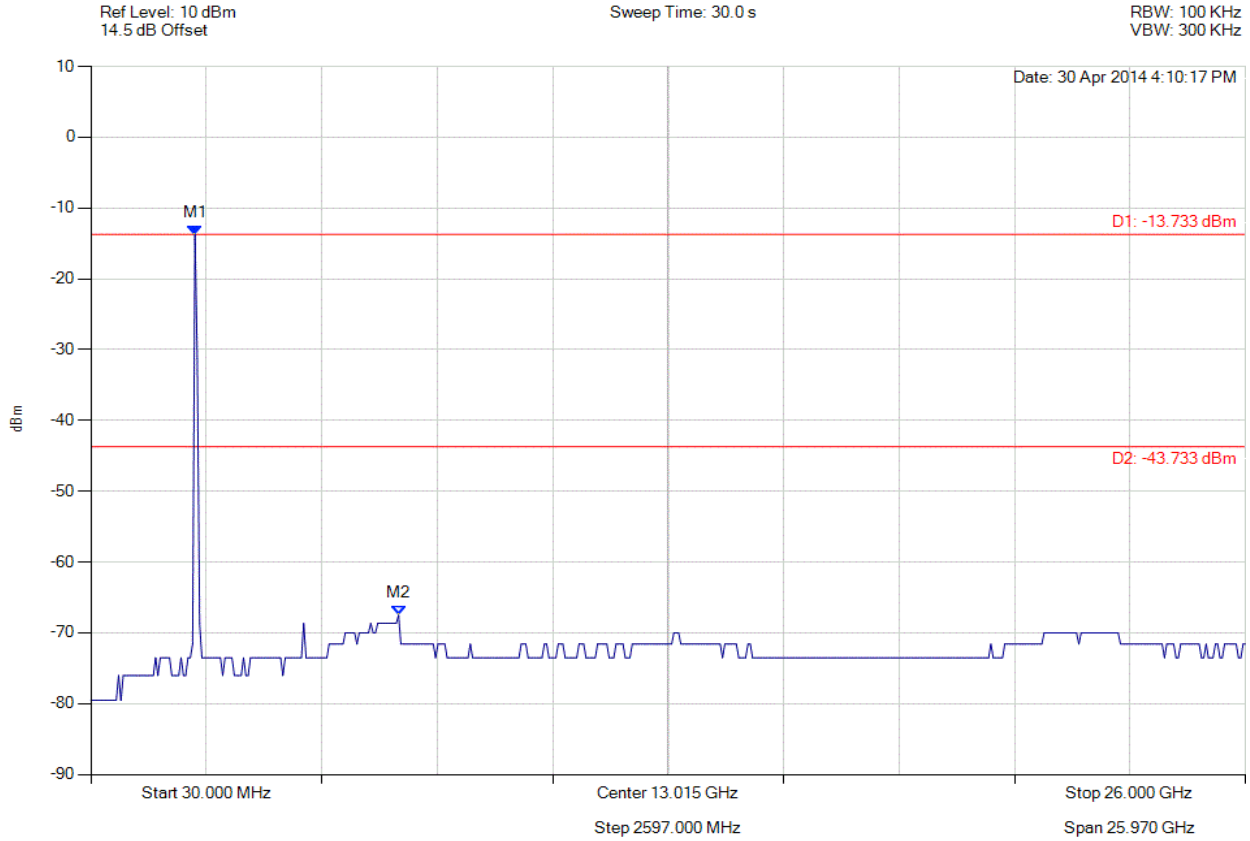

Analyser Setup	Marker : Frequency : Amplitude	Test Results
Detector = AVERAGE Sweep Count = 0 RF Atten (dB) = 10 Trace Mode = VIEW	M1 : 2371.984 MHz : -13.733 dBm M2 : 6951.864 MHz : -67.504 dBm	Limit: -43.73 dBm Margin: -23.77 dB

Back to the Matrix

CONDUCTED SPURIOUS EMISSIONS - AVERAGE

Variant: 802.11g, Channel: 2437.00 MHz, Chain a, Temp: Ambient, Voltage: 3.3 Vdc

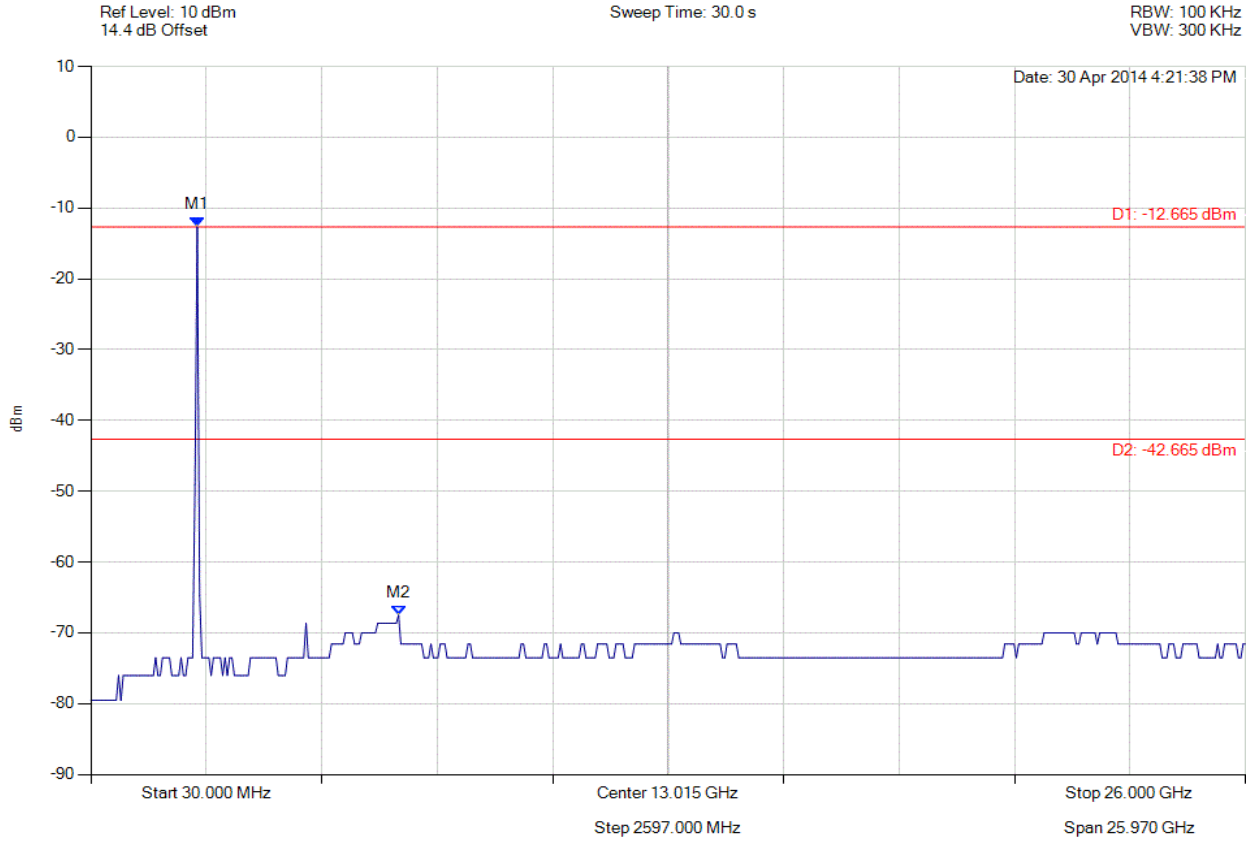

Analyser Setup	Marker : Frequency : Amplitude	Test Results
Detector = AVERAGE Sweep Count = 0 RF Atten (dB) = 10 Trace Mode = VIEW	M1 : 2424.028 MHz : -12.665 dBm M2 : 6951.864 MHz : -67.504 dBm	Limit: -42.67 dBm Margin: -24.83 dB

Back to the Matrix

CONDUCTED SPURIOUS EMISSIONS - AVERAGE

Variant: 802.11g, Channel: 2437.00 MHz, Chain b, Temp: Ambient, Voltage: 3.3 Vdc

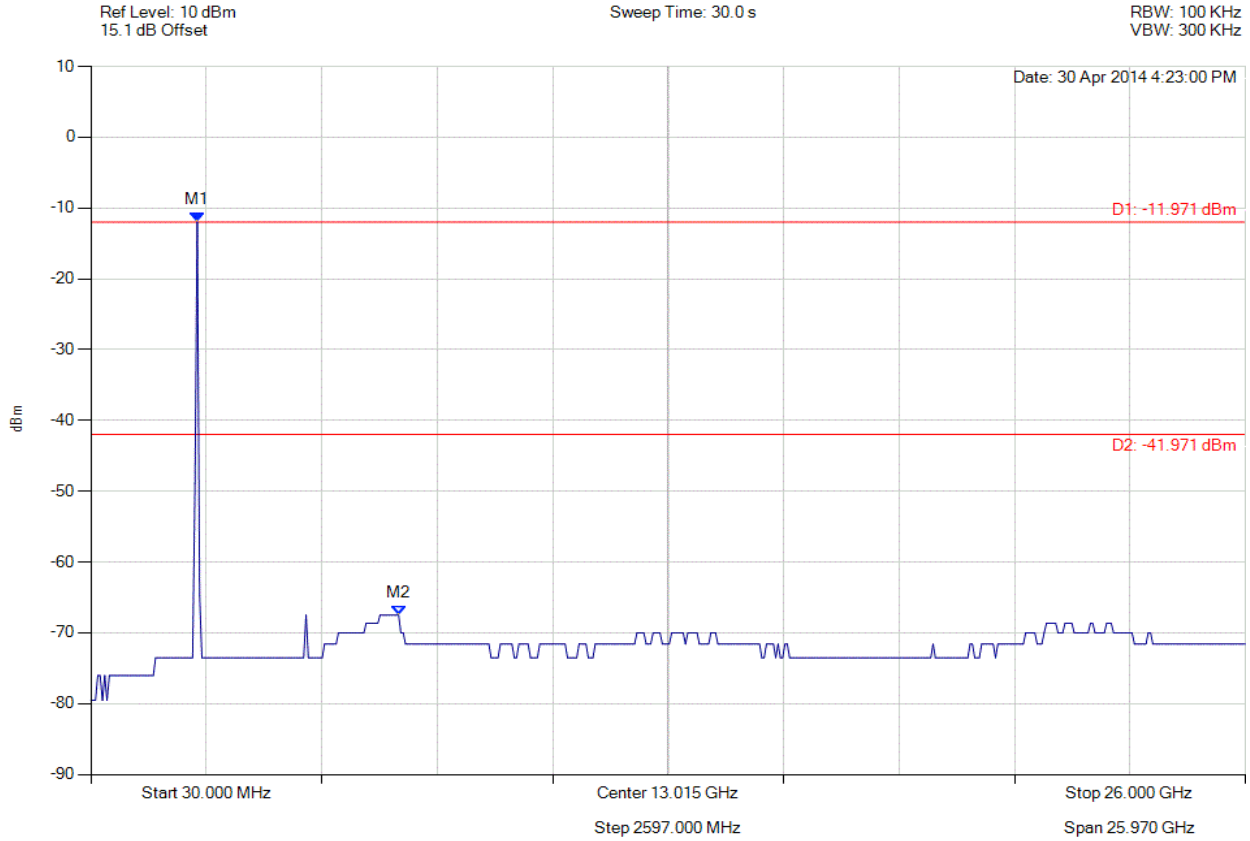

Analyser Setup	Marker : Frequency : Amplitude	Test Results
Detector = AVERAGE Sweep Count = 0 RF Atten (dB) = 10 Trace Mode = VIEW	M1 : 2424.028 MHz : -11.971 dBm M2 : 6951.864 MHz : -67.504 dBm	Limit: -41.97 dBm Margin: -25.53 dB

Back to the Matrix

CONDUCTED SPURIOUS EMISSIONS - AVERAGE

Variant: 802.11g, Channel: 2437.00 MHz, Chain c, Temp: Ambient, Voltage: 3.3 Vdc

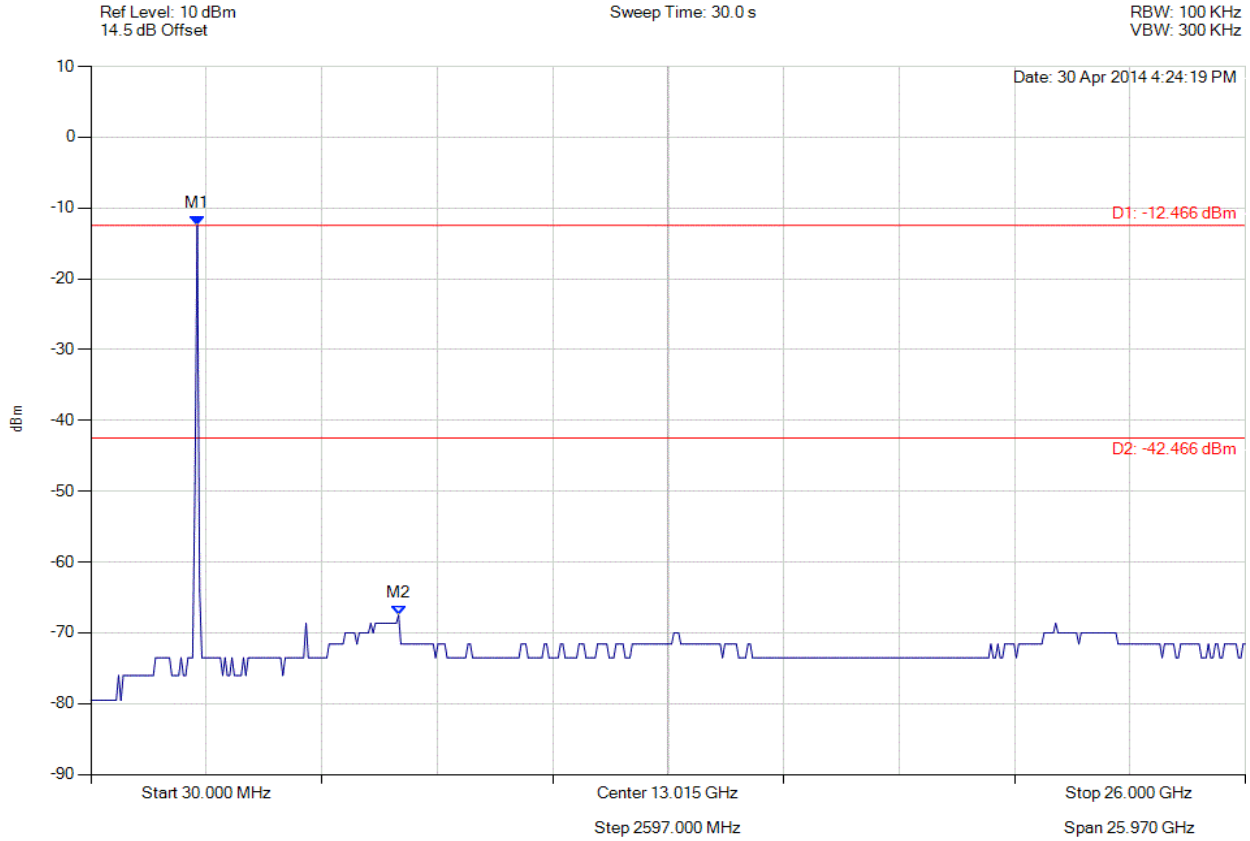

Analyser Setup	Marker : Frequency : Amplitude	Test Results
Detector = AVERAGE Sweep Count = 0 RF Atten (dB) = 10 Trace Mode = VIEW	M1 : 2424.028 MHz : -12.466 dBm M2 : 6951.864 MHz : -67.504 dBm	Limit: -42.47 dBm Margin: -25.03 dB

Back to the Matrix

CONDUCTED SPURIOUS EMISSIONS - AVERAGE

Variant: 802.11g, Channel: 2462.00 MHz, Chain a, Temp: Ambient, Voltage: 3.3 Vdc

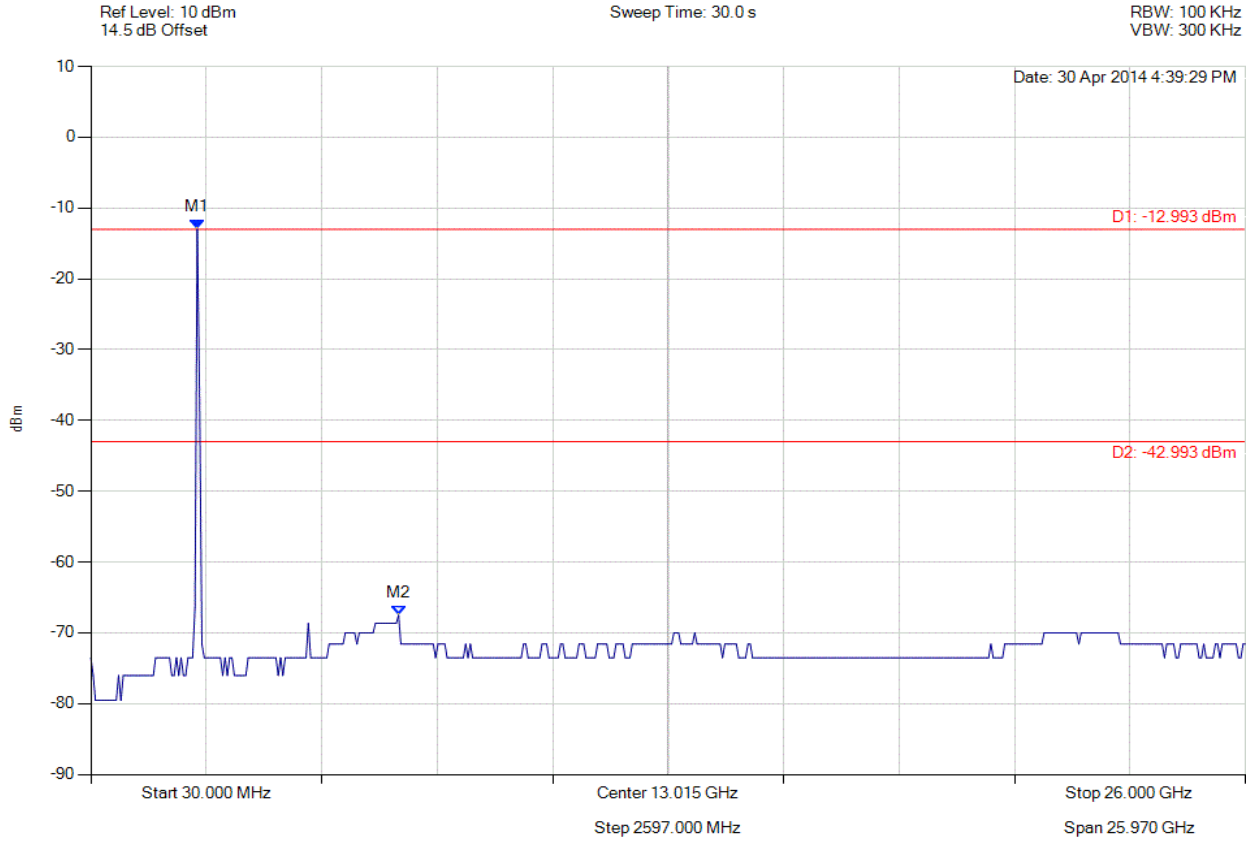

Analyser Setup	Marker : Frequency : Amplitude	Test Results
Detector = AVERAGE Sweep Count = 0 RF Atten (dB) = 10 Trace Mode = VIEW	M1 : 2424.028 MHz : -12.993 dBm M2 : 6951.864 MHz : -67.504 dBm	Limit: -42.99 dBm Margin: -24.51 dB

Back to the Matrix

CONDUCTED SPURIOUS EMISSIONS - AVERAGE

Variant: 802.11g, Channel: 2462.00 MHz, Chain b, Temp: Ambient, Voltage: 3.3 Vdc

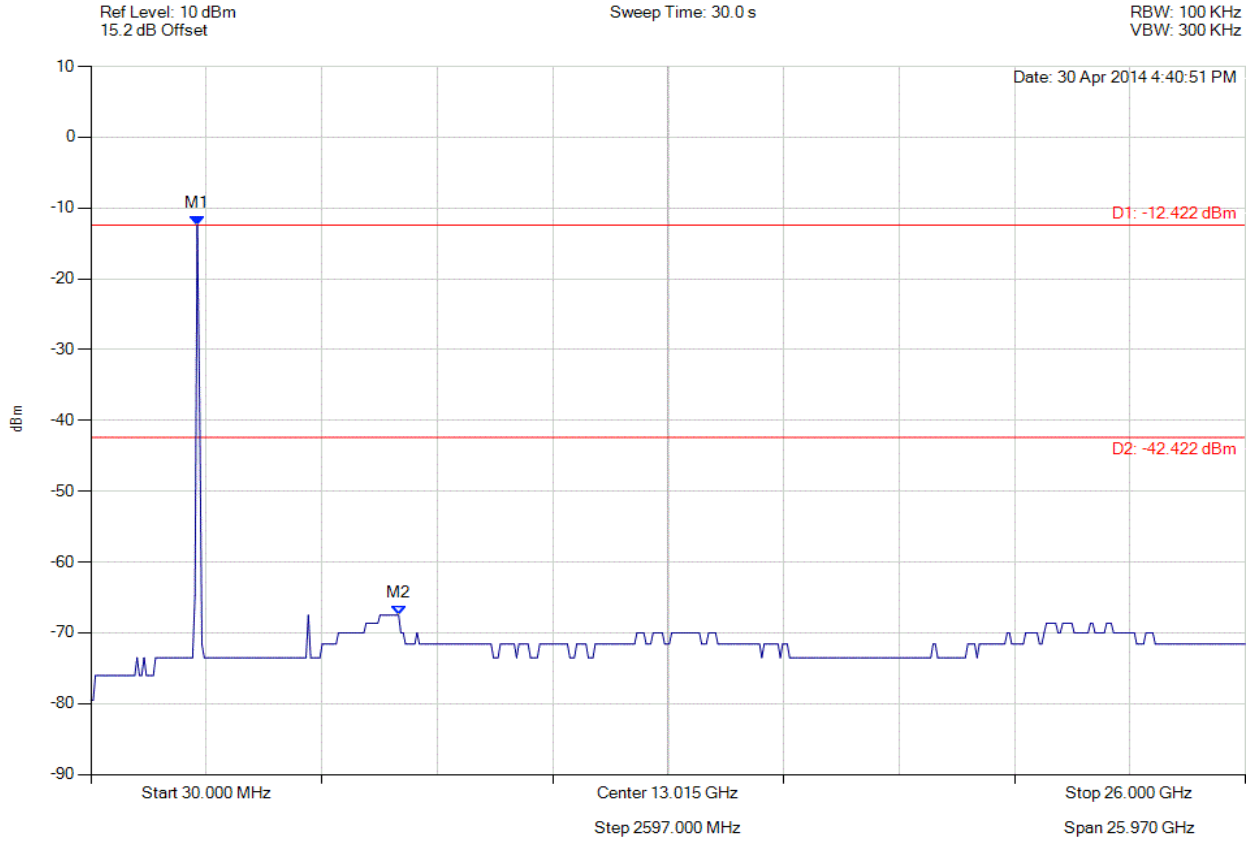

Analyser Setup	Marker : Frequency : Amplitude	Test Results
Detector = AVERAGE Sweep Count = 0 RF Atten (dB) = 10 Trace Mode = VIEW	M1 : 2424.028 MHz : -12.422 dBm M2 : 6951.864 MHz : -67.504 dBm	Limit: -42.42 dBm Margin: -25.08 dB

Back to the Matrix

CONDUCTED SPURIOUS EMISSIONS - AVERAGE

Variant: 802.11g, Channel: 2462.00 MHz, Chain c, Temp: Ambient, Voltage: 3.3 Vdc

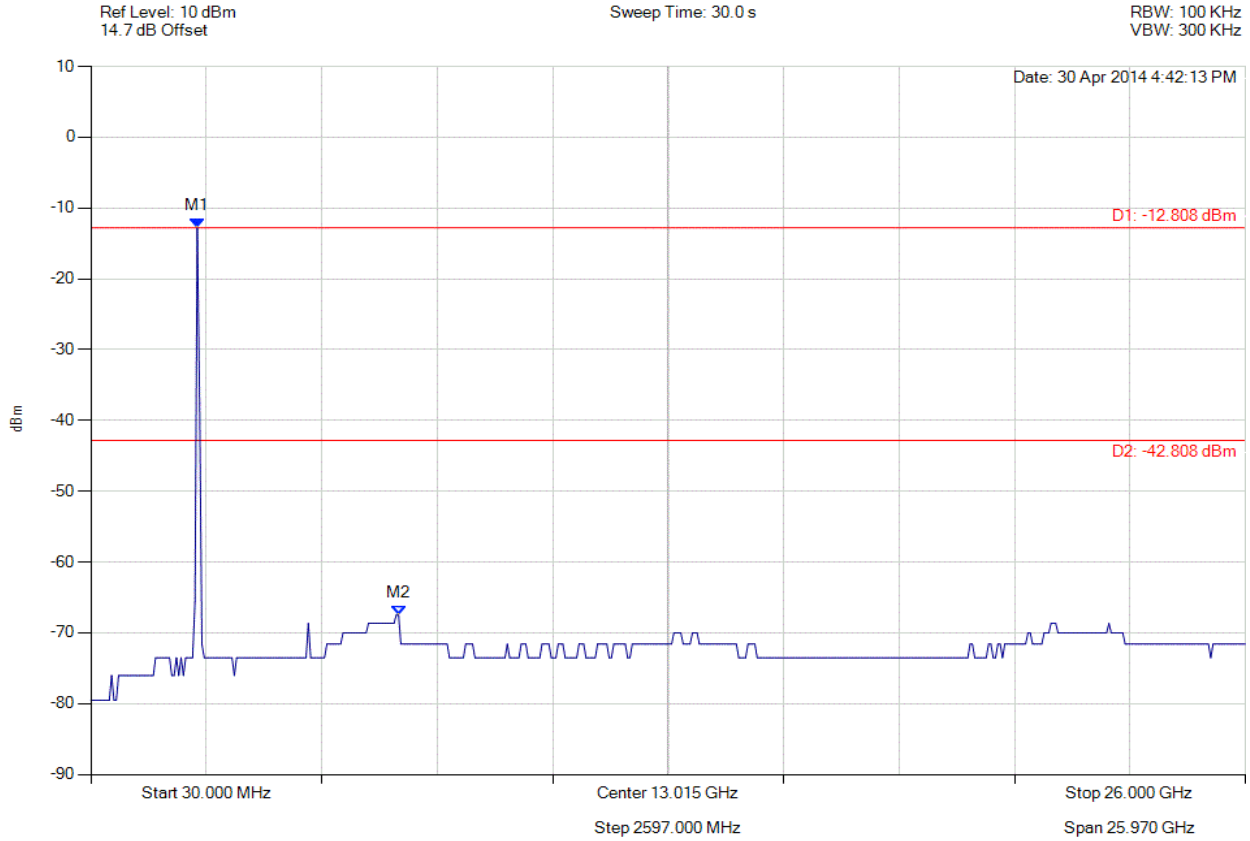

Analyser Setup	Marker : Frequency : Amplitude	Test Results
Detector = AVERAGE Sweep Count = 0 RF Atten (dB) = 10 Trace Mode = VIEW	M1 : 2424.028 MHz : -12.808 dBm M2 : 6951.864 MHz : -67.504 dBm	Limit: -42.81 dBm Margin: -24.69 dB

Back to the Matrix

CONDUCTED SPURIOUS EMISSIONS - AVERAGE

Variant: 802.11n HT-20, Channel: 2412.00 MHz, Chain a, Temp: Ambient, Voltage: 3.3 Vdc

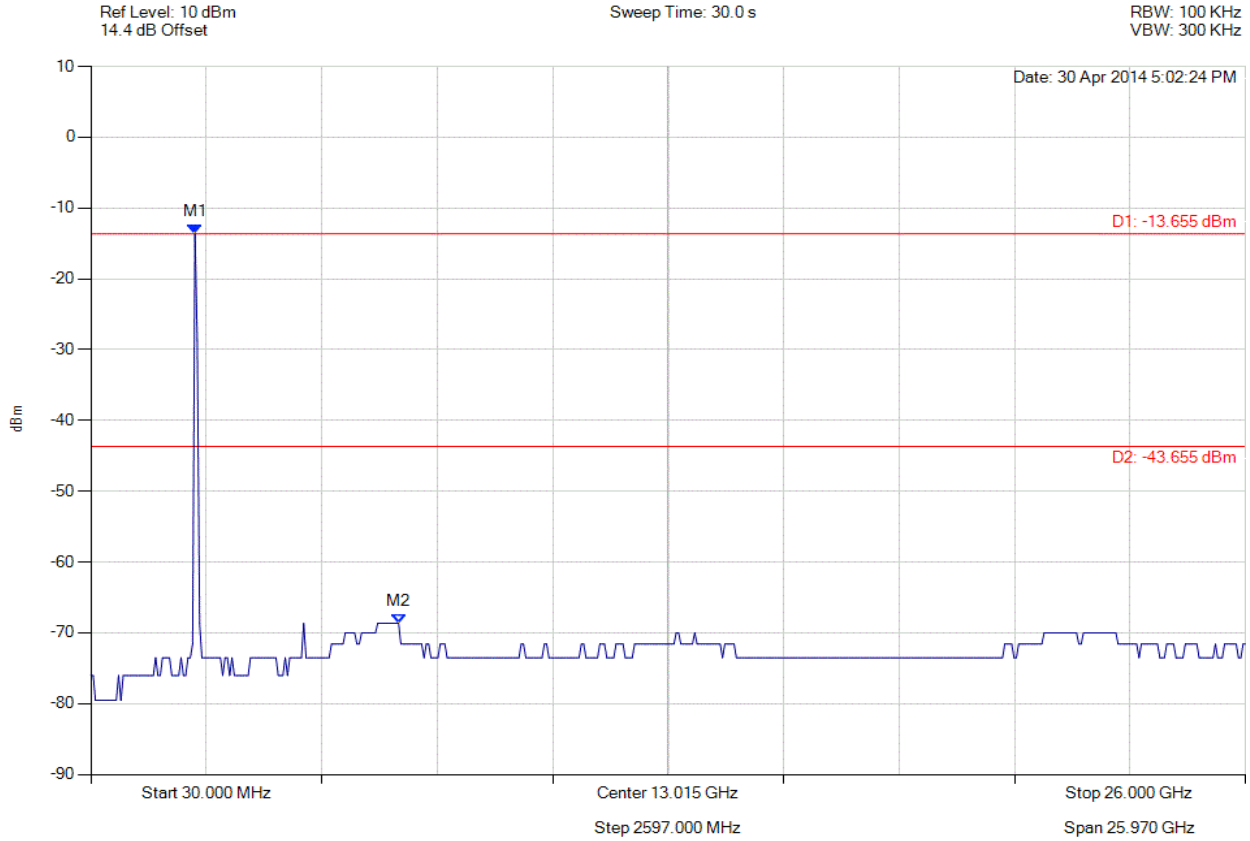

Analyser Setup	Marker : Frequency : Amplitude	Test Results
Detector = AVERAGE Sweep Count = 0 RF Atten (dB) = 10 Trace Mode = VIEW	M1 : 2371.984 MHz : -13.655 dBm M2 : 6951.864 MHz : -68.663 dBm	Limit: -43.66 dBm Margin: -25.00 dB

Back to the Matrix

CONDUCTED SPURIOUS EMISSIONS - AVERAGE

Variant: 802.11n HT-20, Channel: 2412.00 MHz, Chain b, Temp: Ambient, Voltage: 3.3 Vdc

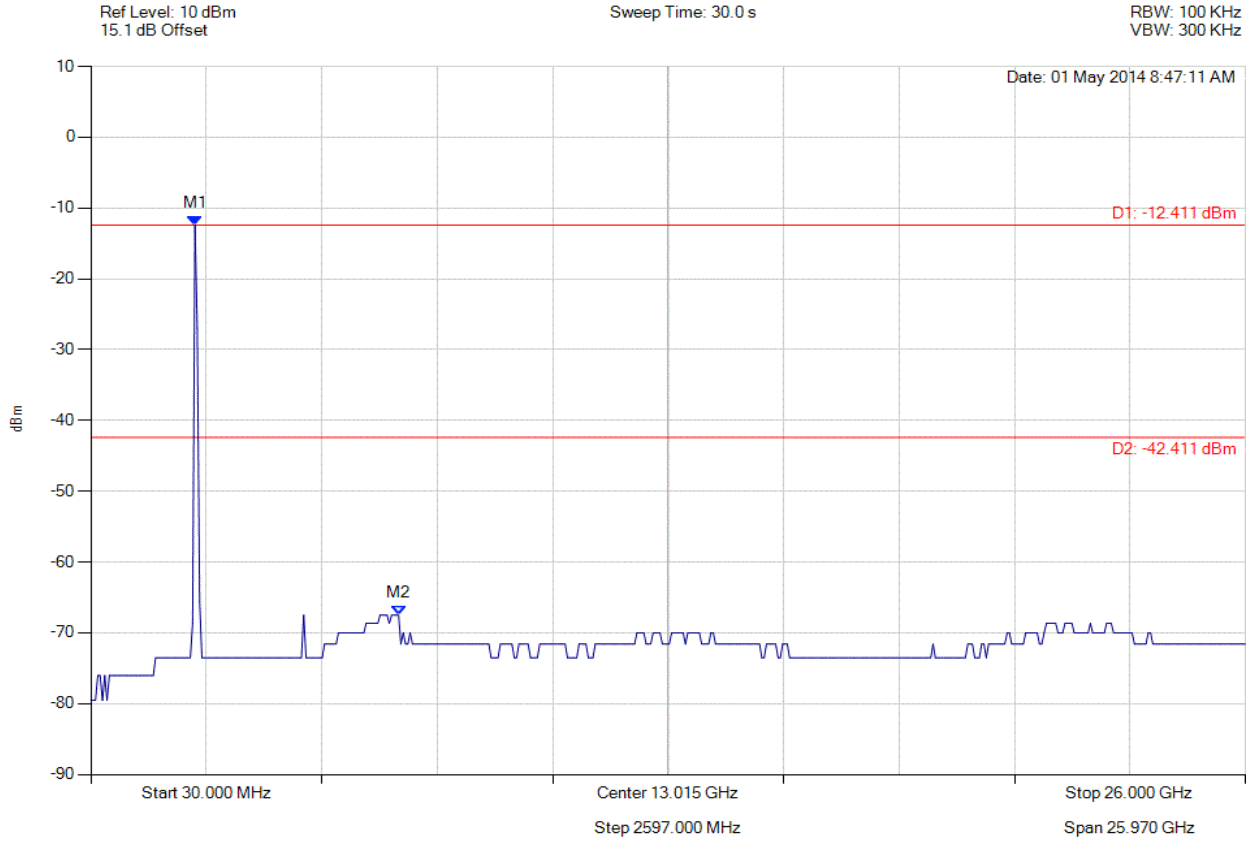

Analyser Setup	Marker : Frequency : Amplitude	Test Results
Detector = AVERAGE Sweep Count = 0 RF Atten (dB) = 10 Trace Mode = VIEW	M1 : 2371.984 MHz : -12.411 dBm M2 : 6951.864 MHz : -67.504 dBm	Limit: -42.41 dBm Margin: -25.09 dB

Back to the Matrix

CONDUCTED SPURIOUS EMISSIONS - AVERAGE

Variant: 802.11n HT-20, Channel: 2412.00 MHz, Chain c, Temp: Ambient, Voltage: 3.3 Vdc

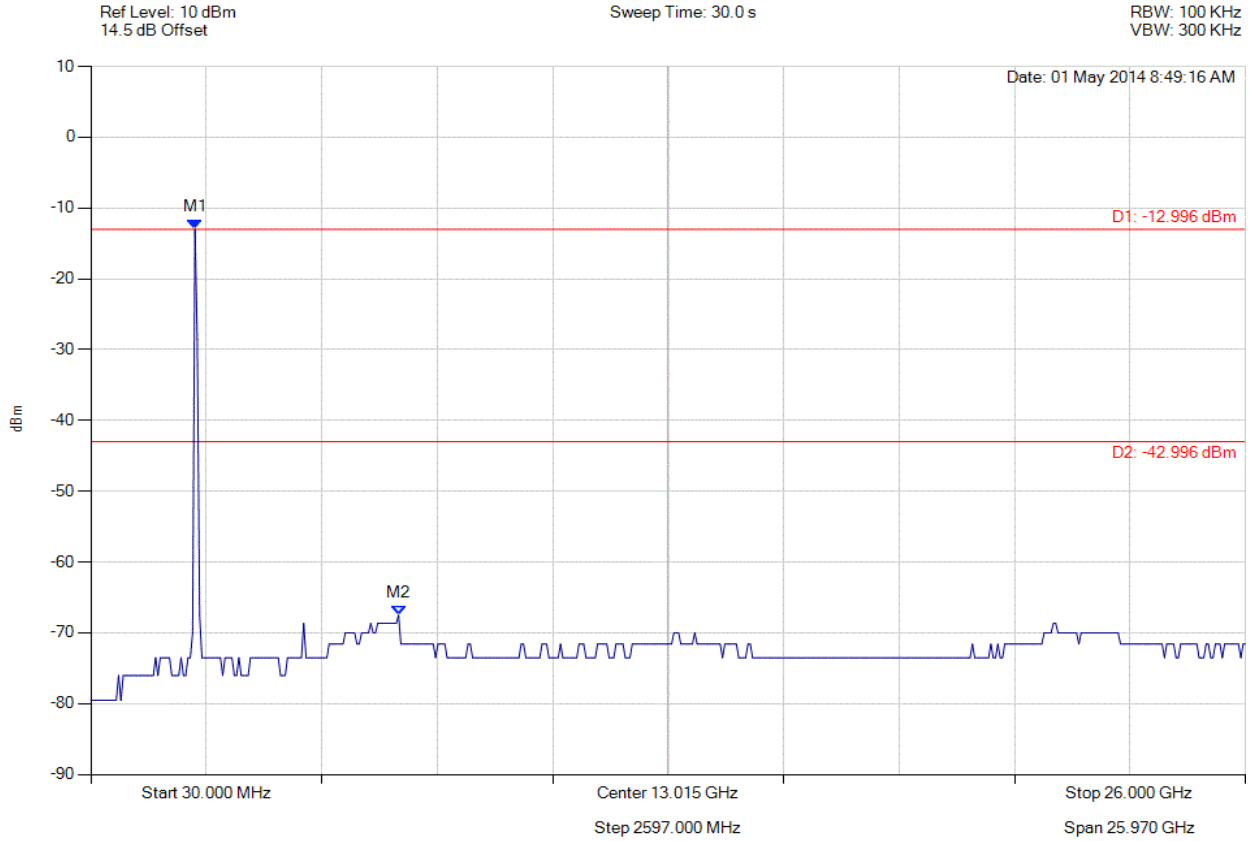

Analyser Setup	Marker : Frequency : Amplitude	Test Results
Detector = AVERAGE Sweep Count = 0 RF Atten (dB) = 10 Trace Mode = VIEW	M1 : 2371.984 MHz : -12.996 dBm M2 : 6951.864 MHz : -67.504 dBm	Limit: -43.00 dBm Margin: -24.50 dB

Back to the Matrix

CONDUCTED SPURIOUS EMISSIONS - AVERAGE

Variant: 802.11n HT-20, Channel: 2437.00 MHz, Chain a, Temp: Ambient, Voltage: 3.3 Vdc

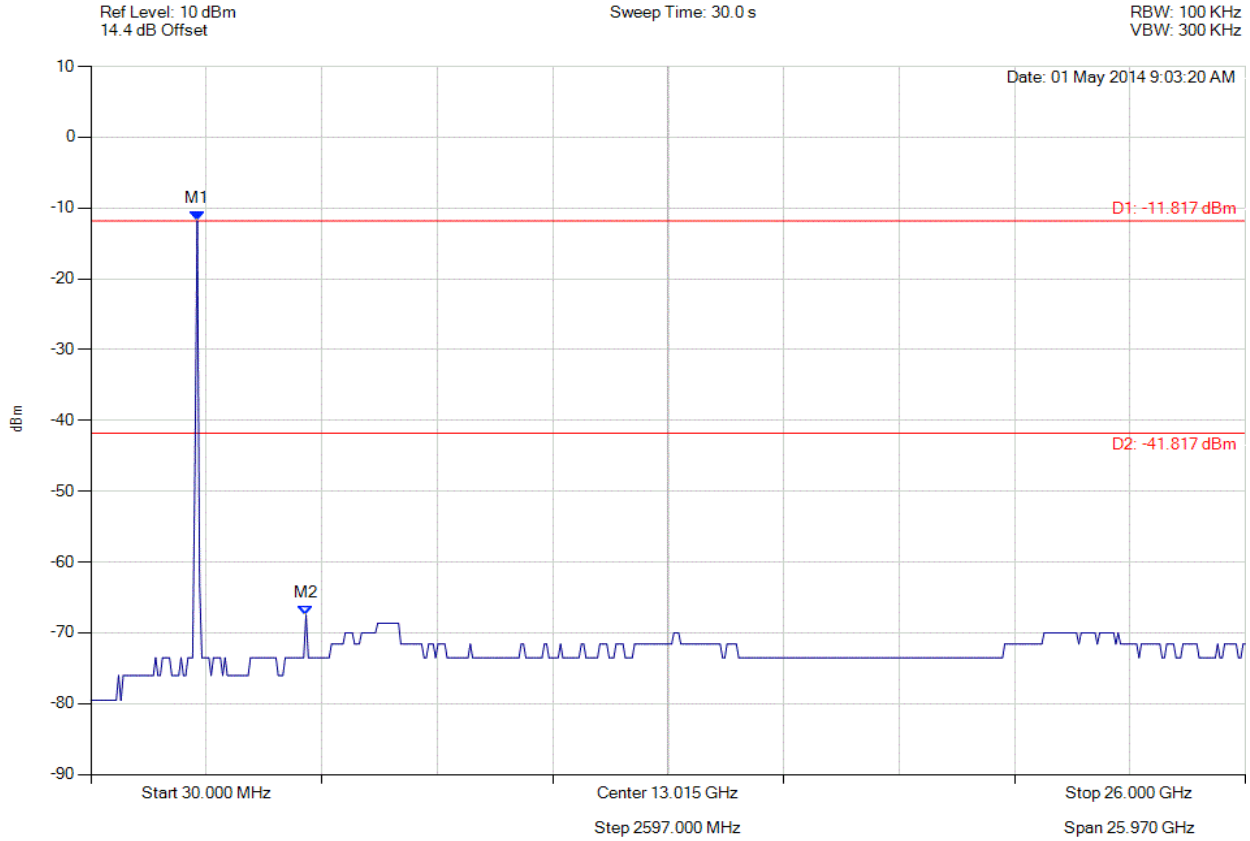

Analyser Setup	Marker : Frequency : Amplitude	Test Results
Detector = AVERAGE Sweep Count = 0 RF Atten (dB) = 10 Trace Mode = VIEW	M1 : 2424.028 MHz : -11.817 dBm M2 : 4870.100 MHz : -67.504 dBm	Limit: -41.82 dBm Margin: -25.68 dB

Back to the Matrix

CONDUCTED SPURIOUS EMISSIONS - AVERAGE

Variant: 802.11n HT-20, Channel: 2437.00 MHz, Chain b, Temp: Ambient, Voltage: 3.3 Vdc

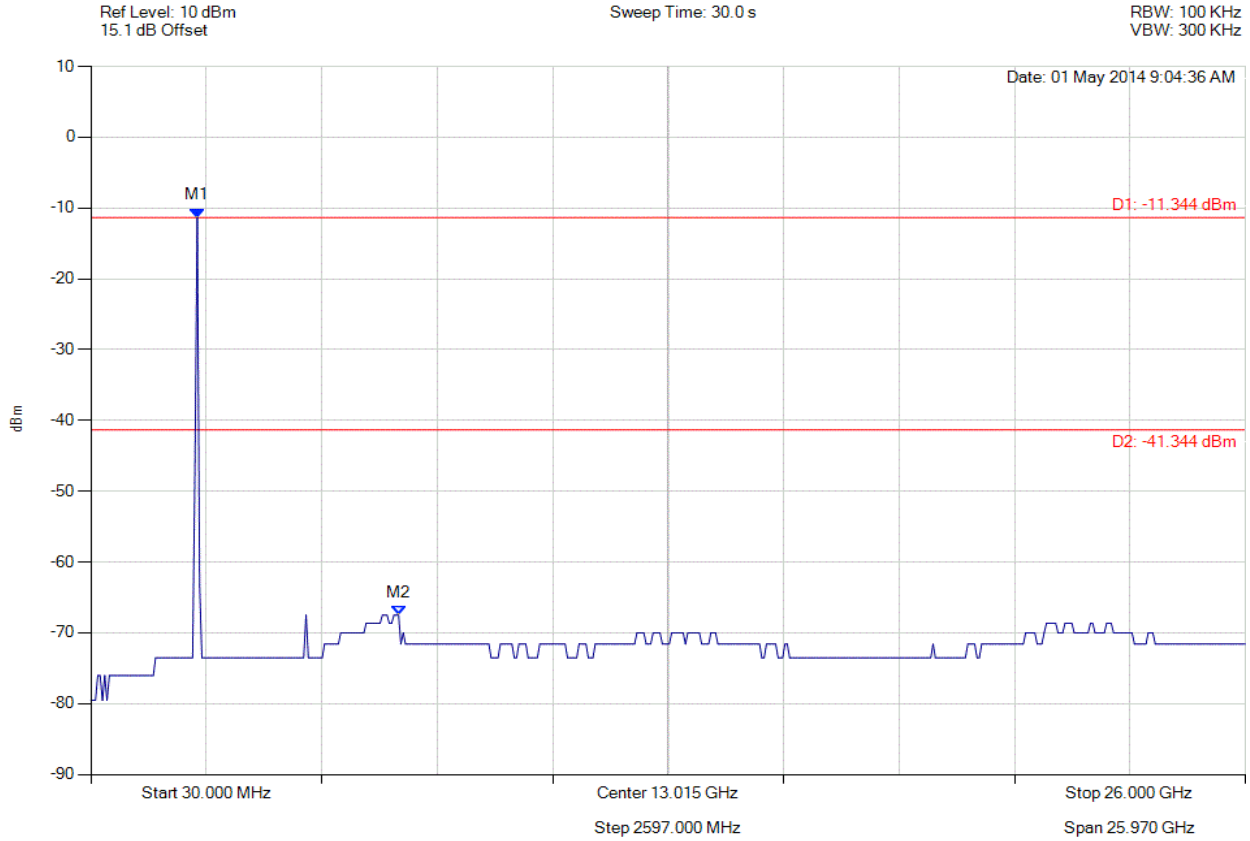

Analyser Setup	Marker : Frequency : Amplitude	Test Results
Detector = AVERAGE Sweep Count = 0 RF Atten (dB) = 10 Trace Mode = VIEW	M1 : 2424.028 MHz : -11.344 dBm M2 : 6951.864 MHz : -67.504 dBm	Limit: -41.34 dBm Margin: -26.16 dB

Back to the Matrix

CONDUCTED SPURIOUS EMISSIONS - AVERAGE

Variant: 802.11n HT-20, Channel: 2437.00 MHz, Chain c, Temp: Ambient, Voltage: 3.3 Vdc

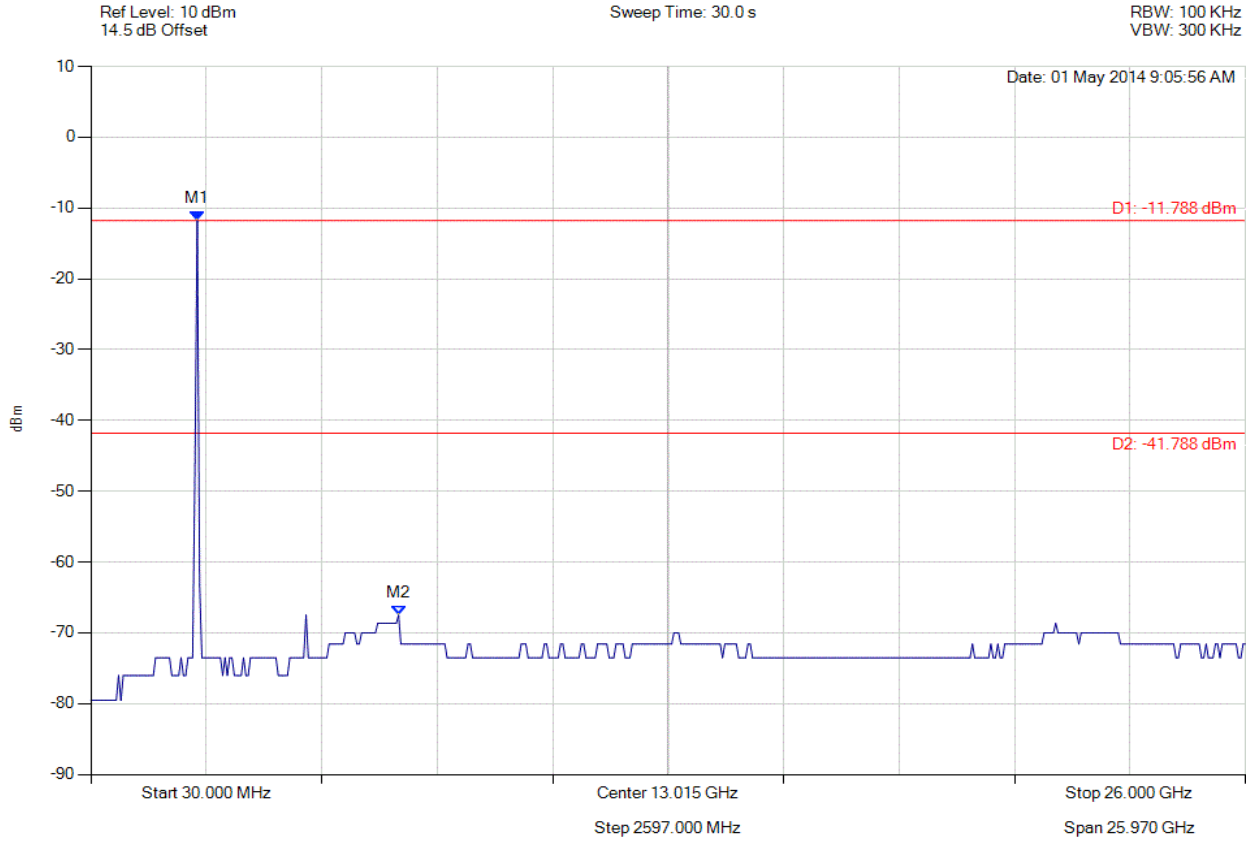

Analyser Setup	Marker : Frequency : Amplitude	Test Results
Detector = AVERAGE Sweep Count = 0 RF Atten (dB) = 10 Trace Mode = VIEW	M1 : 2424.028 MHz : -11.788 dBm M2 : 6951.864 MHz : -67.504 dBm	Limit: -41.79 dBm Margin: -25.71 dB

Back to the Matrix

CONDUCTED SPURIOUS EMISSIONS - AVERAGE

Variant: 802.11n HT-20, Channel: 2462.00 MHz, Chain a, Temp: Ambient, Voltage: 3.3 Vdc

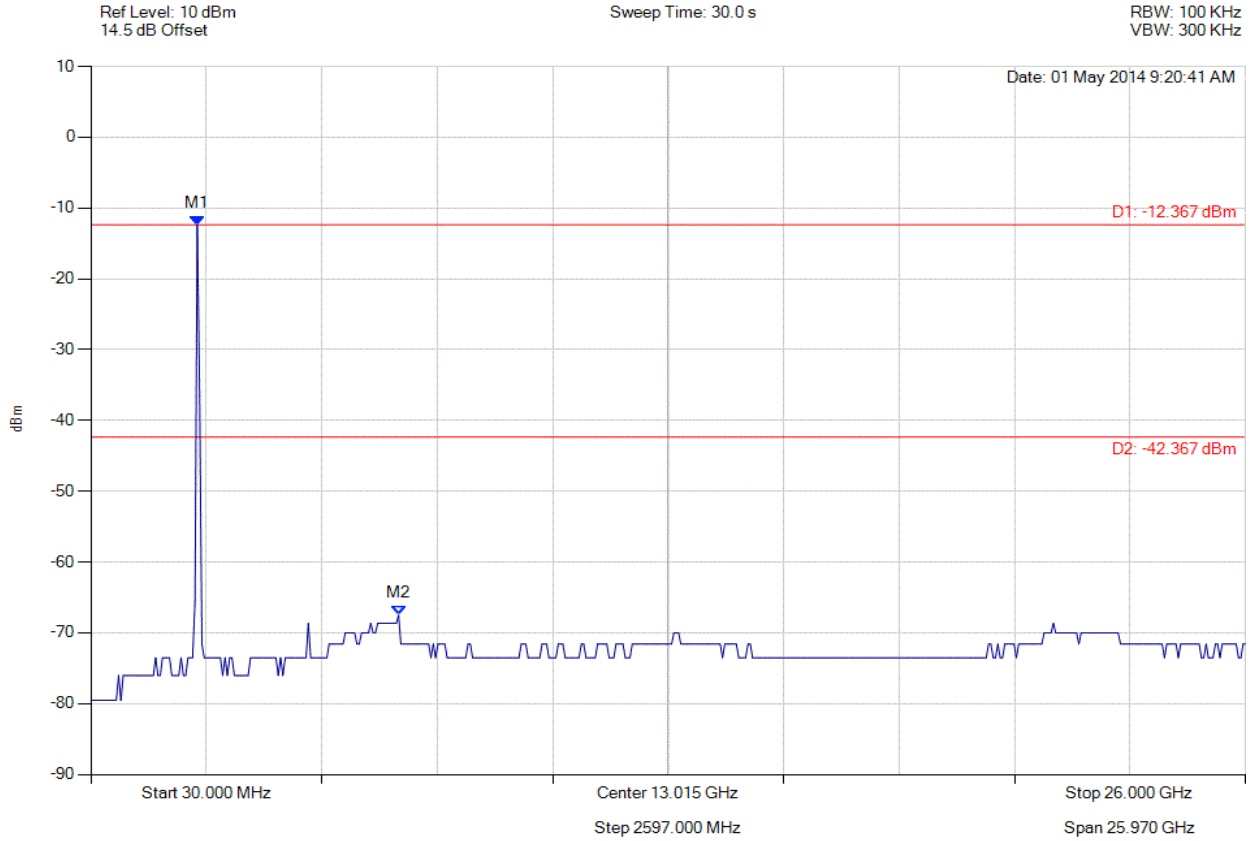

Analyser Setup	Marker : Frequency : Amplitude	Test Results
Detector = AVERAGE Sweep Count = 0 RF Atten (dB) = 10 Trace Mode = VIEW	M1 : 2424.028 MHz : -12.367 dBm M2 : 6951.864 MHz : -67.504 dBm	Limit: -42.37 dBm Margin: -25.13 dB

Back to the Matrix

CONDUCTED SPURIOUS EMISSIONS - AVERAGE

Variant: 802.11n HT-20, Channel: 2462.00 MHz, Chain b, Temp: Ambient, Voltage: 3.3 Vdc

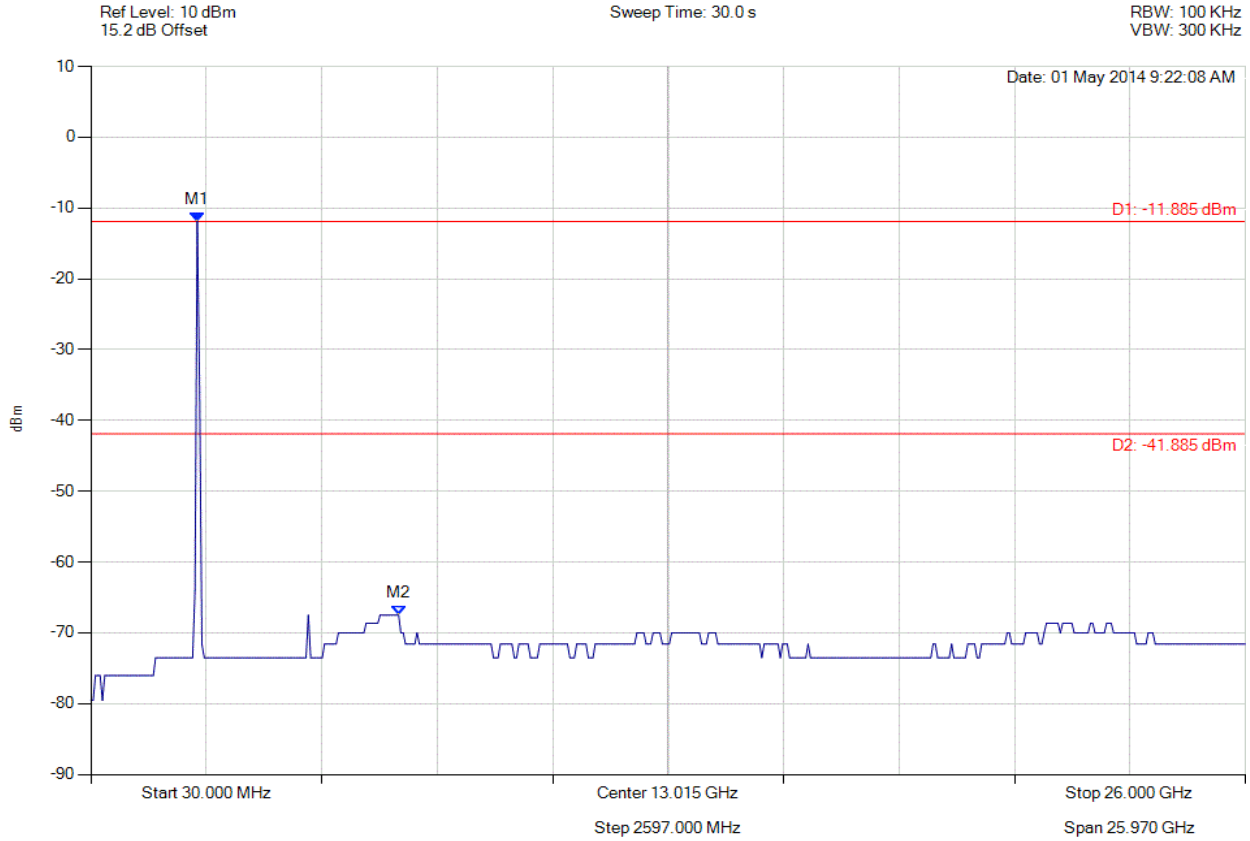

Analyser Setup	Marker : Frequency : Amplitude	Test Results
Detector = AVERAGE Sweep Count = 0 RF Atten (dB) = 10 Trace Mode = VIEW	M1 : 2424.028 MHz : -11.885 dBm M2 : 6951.864 MHz : -67.504 dBm	Limit: -41.89 dBm Margin: -25.61 dB

Back to the Matrix

CONDUCTED SPURIOUS EMISSIONS - AVERAGE

Variant: 802.11n HT-20, Channel: 2462.00 MHz, Chain c, Temp: Ambient, Voltage: 3.3 Vdc

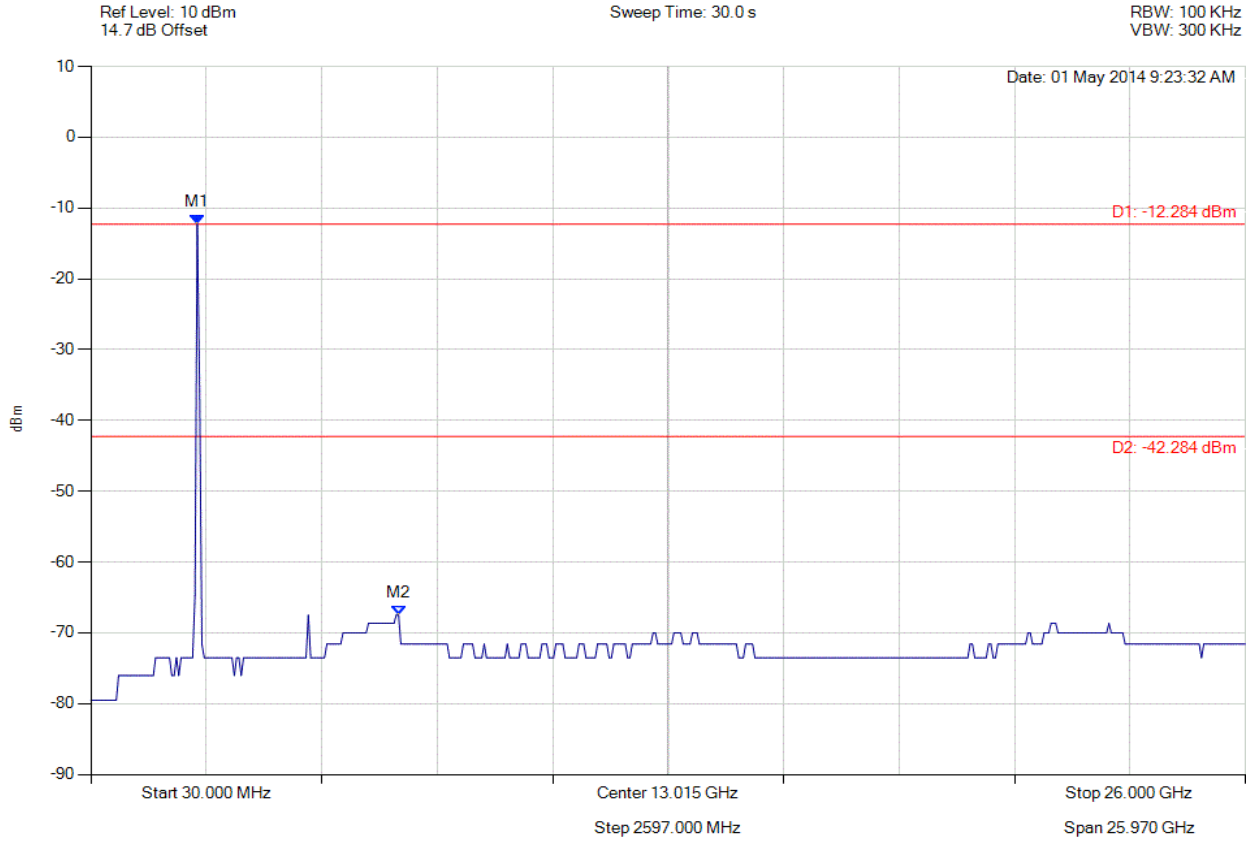

Analyser Setup	Marker : Frequency : Amplitude	Test Results
Detector = AVERAGE Sweep Count = 0 RF Atten (dB) = 10 Trace Mode = VIEW	M1 : 2424.028 MHz : -12.284 dBm M2 : 6951.864 MHz : -67.504 dBm	Limit: -42.28 dBm Margin: -25.22 dB

Back to the Matrix

CONDUCTED SPURIOUS EMISSIONS - AVERAGE

Variant: 802.11n HT-40, Channel: 2422.00 MHz, Chain a, Temp: Ambient, Voltage: 3.3 Vdc

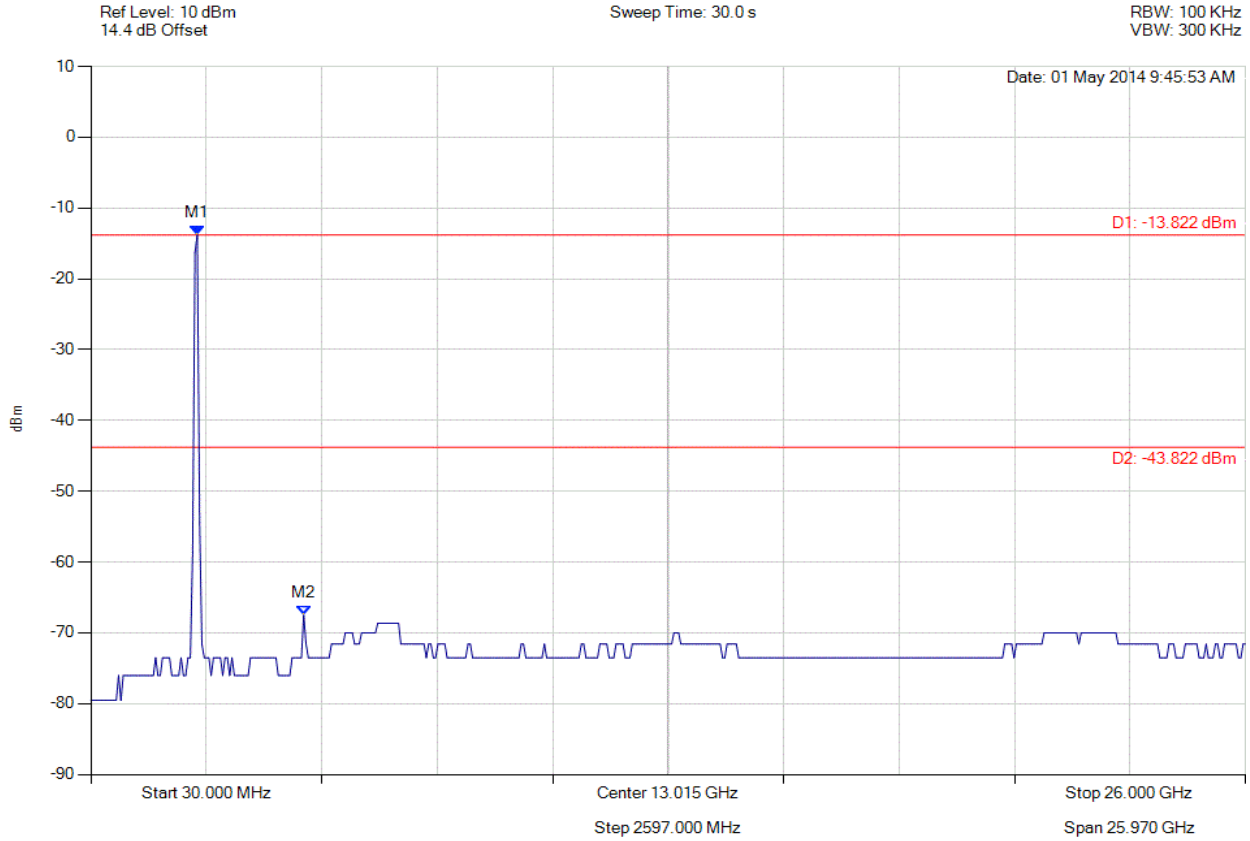

Analyser Setup	Marker : Frequency : Amplitude	Test Results
Detector = AVERAGE Sweep Count = 0 RF Atten (dB) = 10 Trace Mode = VIEW	M1 : 2424.028 MHz : -13.822 dBm M2 : 4818.056 MHz : -67.504 dBm	Limit: -43.82 dBm Margin: -23.68 dB

Back to the Matrix

CONDUCTED SPURIOUS EMISSIONS - AVERAGE

Variant: 802.11n HT-40, Channel: 2422.00 MHz, Chain b, Temp: Ambient, Voltage: 3.3 Vdc

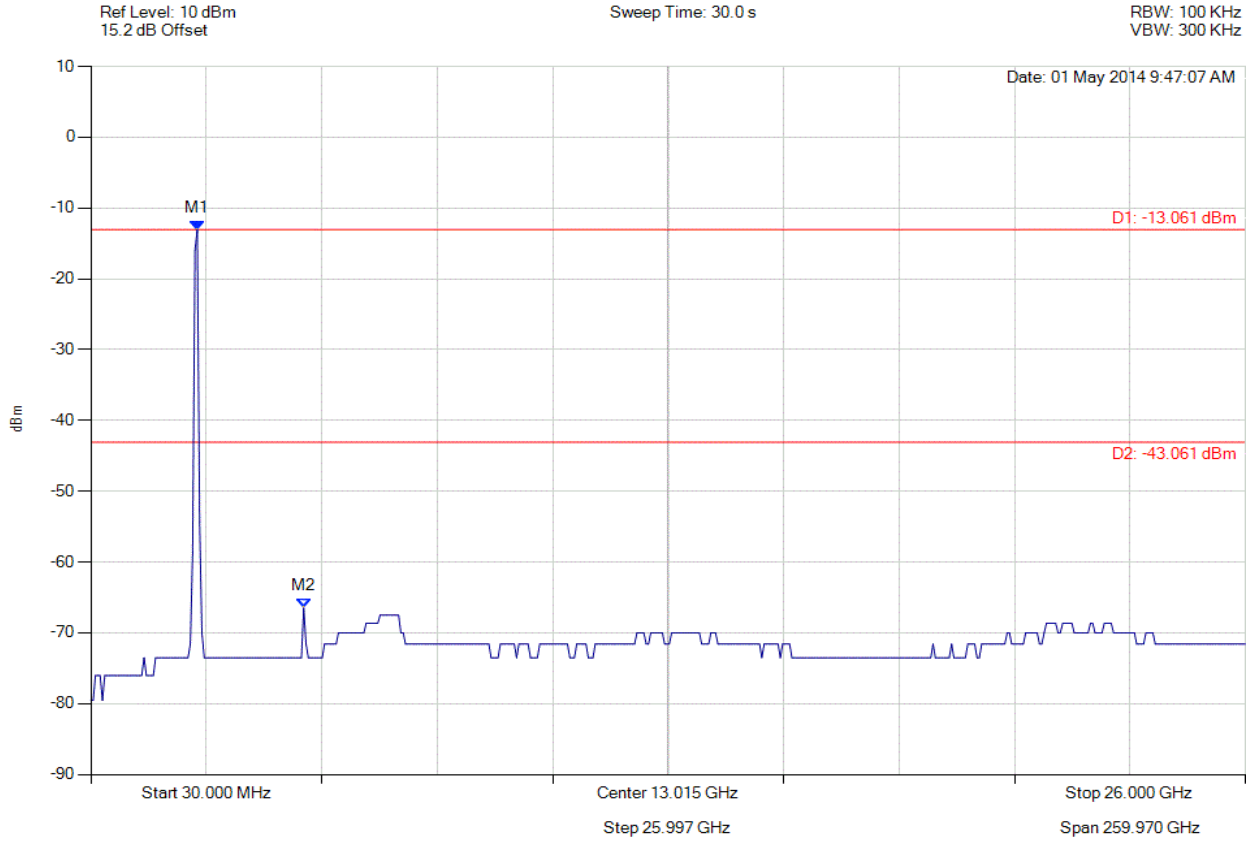

Analyser Setup	Marker : Frequency : Amplitude	Test Results
Detector = AVERAGE Sweep Count = 0 RF Atten (dB) = 10 Trace Mode = VIEW	M1 : 2424.028 MHz : -13.061 dBm M2 : 4818.056 MHz : -66.480 dBm	Limit: -43.06 dBm Margin: -23.42 dB

Back to the Matrix

CONDUCTED SPURIOUS EMISSIONS - AVERAGE

Variant: 802.11n HT-40, Channel: 2422.00 MHz, Chain c, Temp: Ambient, Voltage: 3.3 Vdc

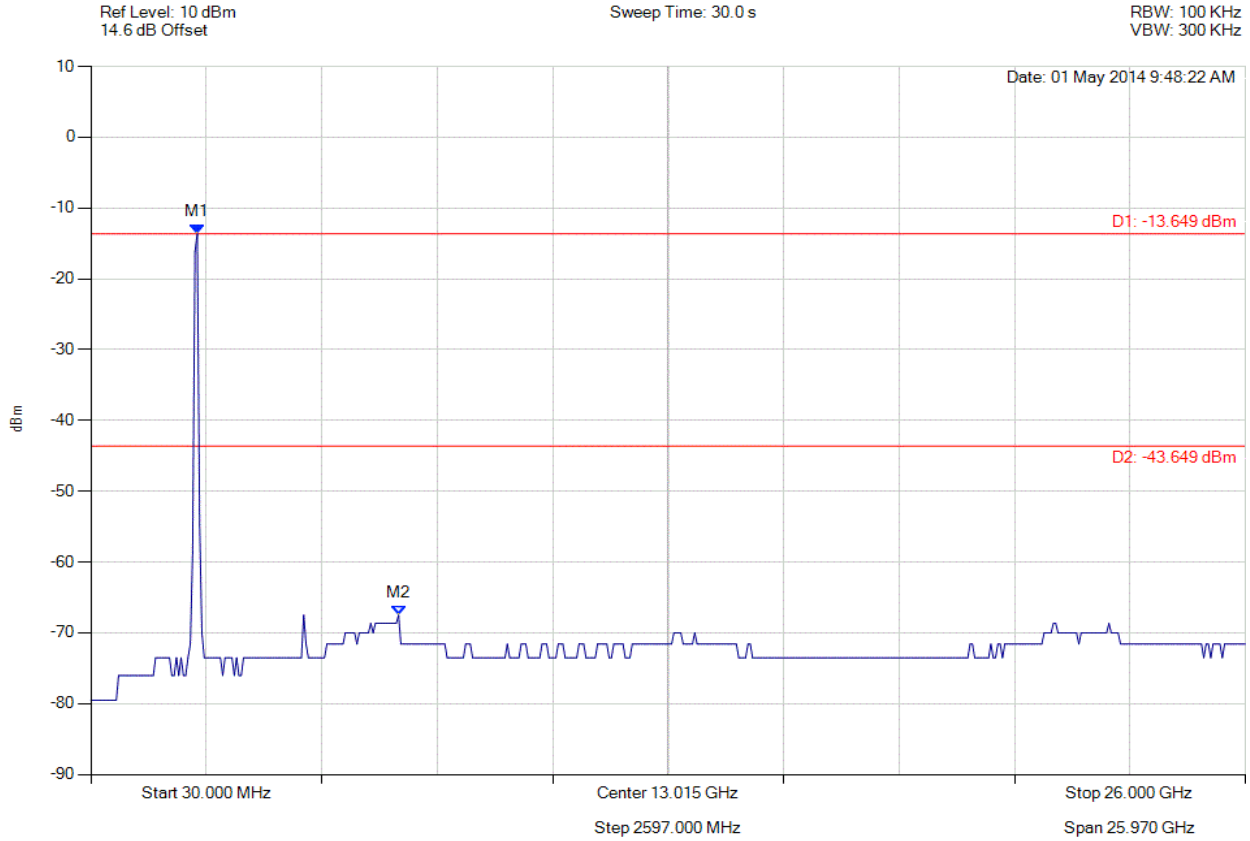

Analyser Setup	Marker : Frequency : Amplitude	Test Results
Detector = AVERAGE Sweep Count = 0 RF Atten (dB) = 10 Trace Mode = VIEW	M1 : 2424.028 MHz : -13.649 dBm M2 : 6951.864 MHz : -67.504 dBm	Limit: -43.65 dBm Margin: -23.85 dB

Back to the Matrix

CONDUCTED SPURIOUS EMISSIONS - AVERAGE

Variant: 802.11n HT-40, Channel: 2437.00 MHz, Chain a, Temp: Ambient, Voltage: 3.3 Vdc

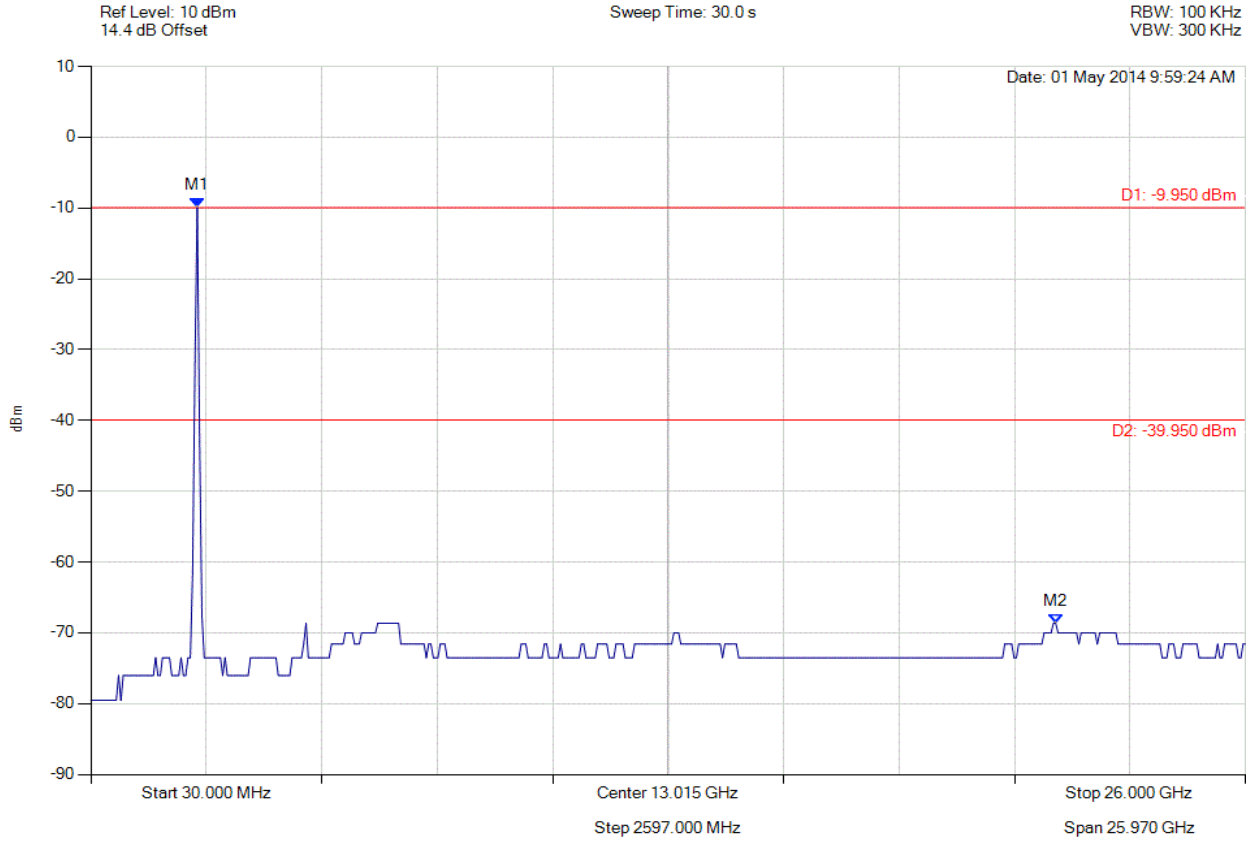

Analyser Setup	Marker : Frequency : Amplitude	Test Results
Detector = AVERAGE Sweep Count = 0 RF Atten (dB) = 10 Trace Mode = VIEW	M1 : 2424.028 MHz : -9.950 dBm M2 : 21.732 GHz : -68.663 dBm	Limit: -39.95 dBm Margin: -28.71 dB

Back to the Matrix

CONDUCTED SPURIOUS EMISSIONS - AVERAGE

Variant: 802.11n HT-40, Channel: 2437.00 MHz, Chain b, Temp: Ambient, Voltage: 3.3 Vdc

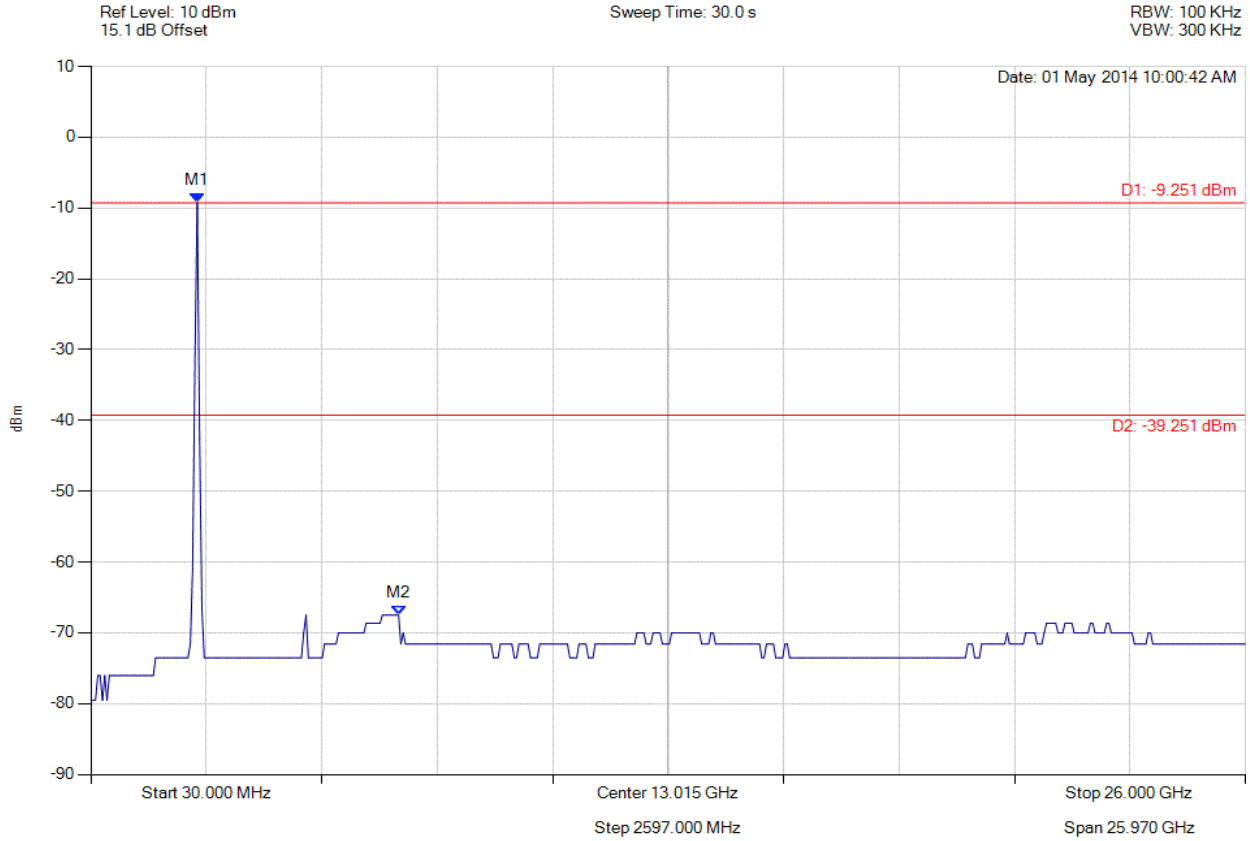

Analyser Setup	Marker : Frequency : Amplitude	Test Results
Detector = AVERAGE Sweep Count = 0 RF Atten (dB) = 10 Trace Mode = VIEW	M1 : 2424.028 MHz : -9.251 dBm M2 : 6951.864 MHz : -67.504 dBm	Limit: -39.25 dBm Margin: -28.25 dB

Back to the Matrix

CONDUCTED SPURIOUS EMISSIONS - AVERAGE

Variant: 802.11n HT-40, Channel: 2437.00 MHz, Chain c, Temp: Ambient, Voltage: 3.3 Vdc

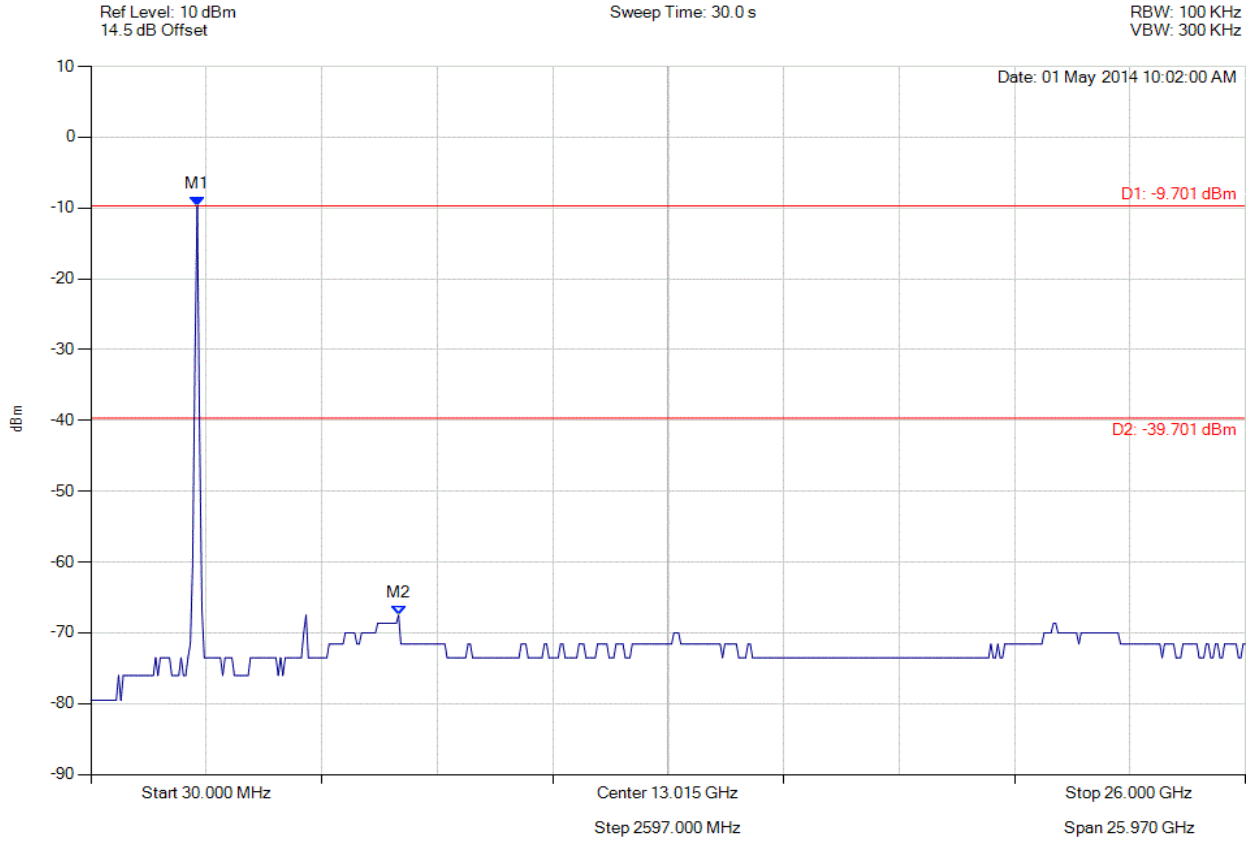

Analyser Setup	Marker : Frequency : Amplitude	Test Results
Detector = AVERAGE Sweep Count = 0 RF Atten (dB) = 10 Trace Mode = VIEW	M1 : 2424.028 MHz : -9.701 dBm M2 : 6951.864 MHz : -67.504 dBm	Limit: -39.70 dBm Margin: -27.80 dB

Back to the Matrix

CONDUCTED SPURIOUS EMISSIONS - AVERAGE

Variant: 802.11n HT-40, Channel: 2452.00 MHz, Chain a, Temp: Ambient, Voltage: 3.3 Vdc

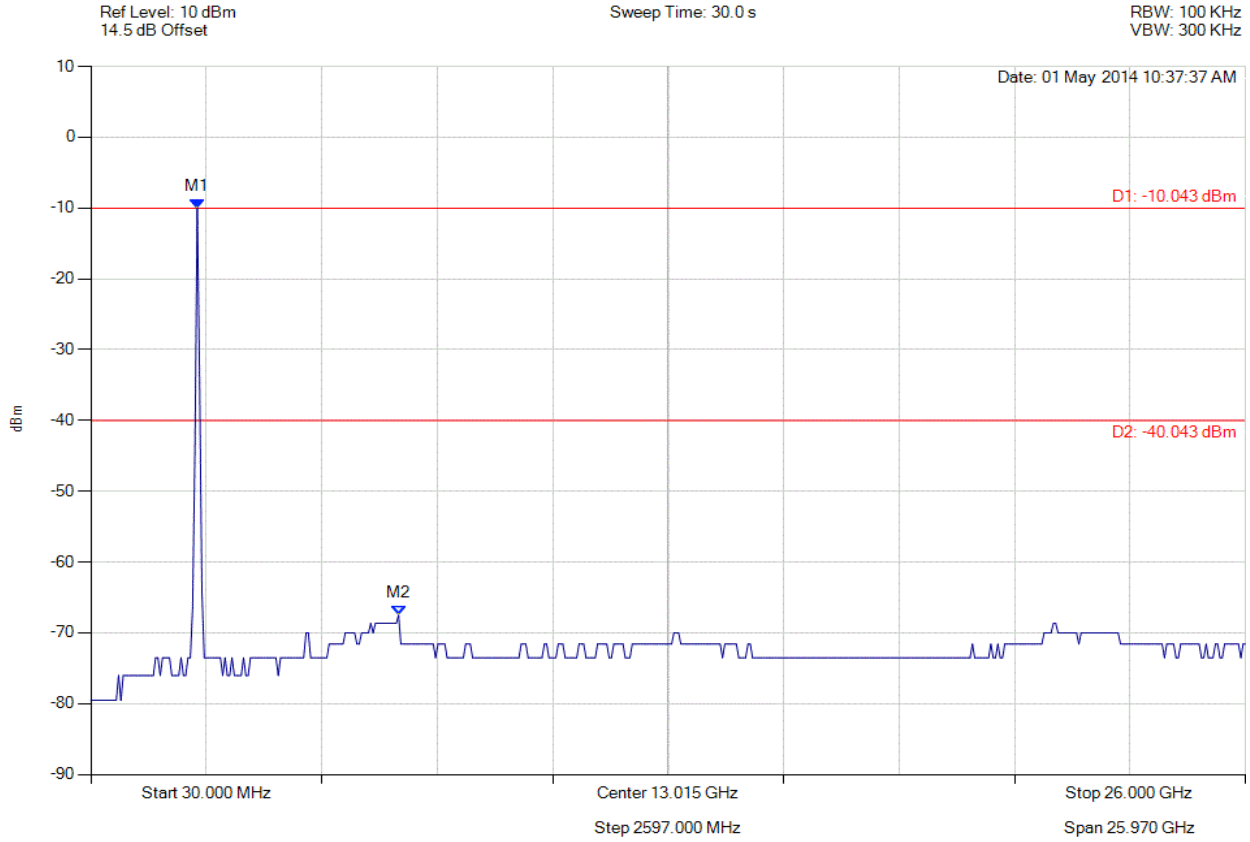

Analyser Setup	Marker : Frequency : Amplitude	Test Results
Detector = AVERAGE Sweep Count = 0 RF Atten (dB) = 10 Trace Mode = VIEW	M1 : 2424.028 MHz : -10.043 dBm M2 : 6951.864 MHz : -67.504 dBm	Limit: -40.04 dBm Margin: -27.46 dB

Back to the Matrix

CONDUCTED SPURIOUS EMISSIONS - AVERAGE

Variant: 802.11n HT-40, Channel: 2452.00 MHz, Chain b, Temp: Ambient, Voltage: 3.3 Vdc

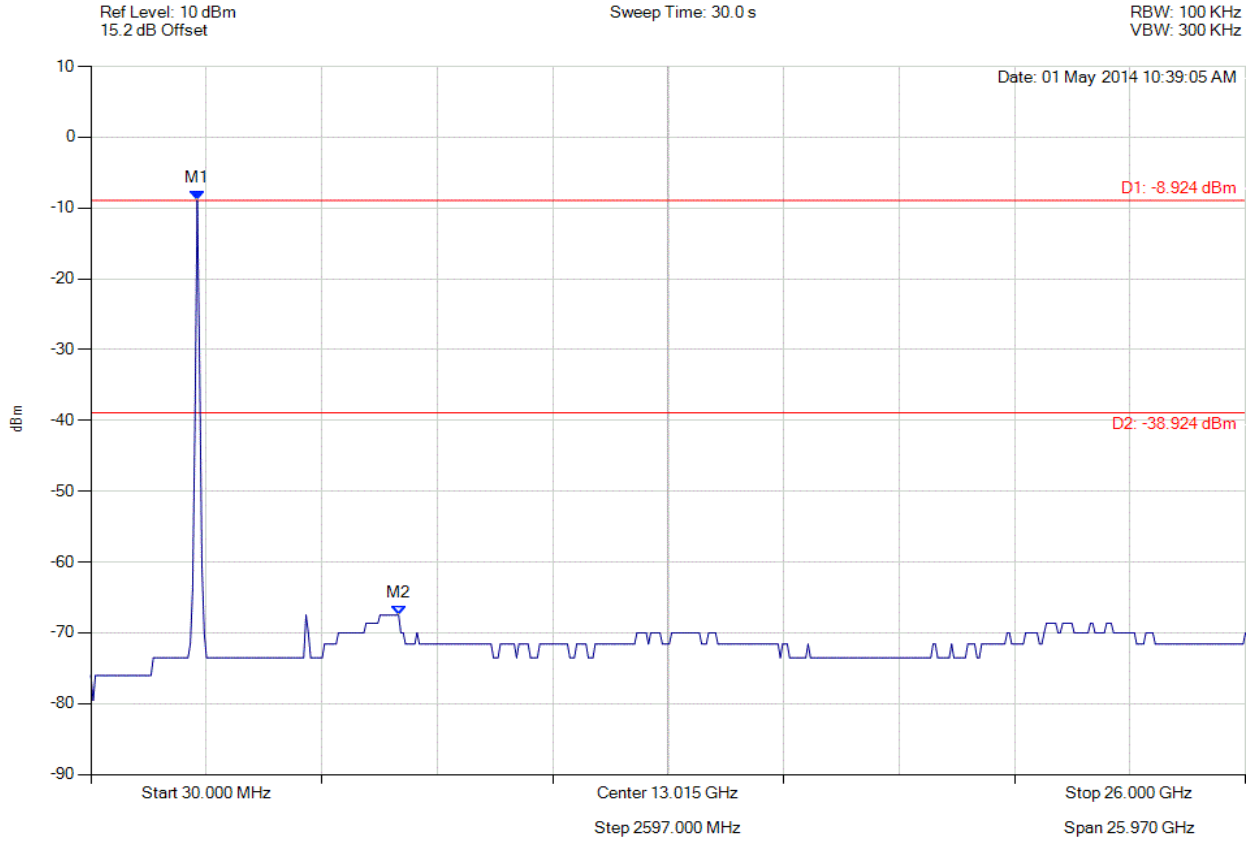

Analyser Setup	Marker : Frequency : Amplitude	Test Results
Detector = AVERAGE Sweep Count = 0 RF Atten (dB) = 10 Trace Mode = VIEW	M1 : 2424.028 MHz : -8.924 dBm M2 : 6951.864 MHz : -67.504 dBm	Limit: -38.92 dBm Margin: -28.58 dB

Back to the Matrix

CONDUCTED SPURIOUS EMISSIONS - AVERAGE

Variant: 802.11n HT-40, Channel: 2452.00 MHz, Chain c, Temp: Ambient, Voltage: 3.3 Vdc

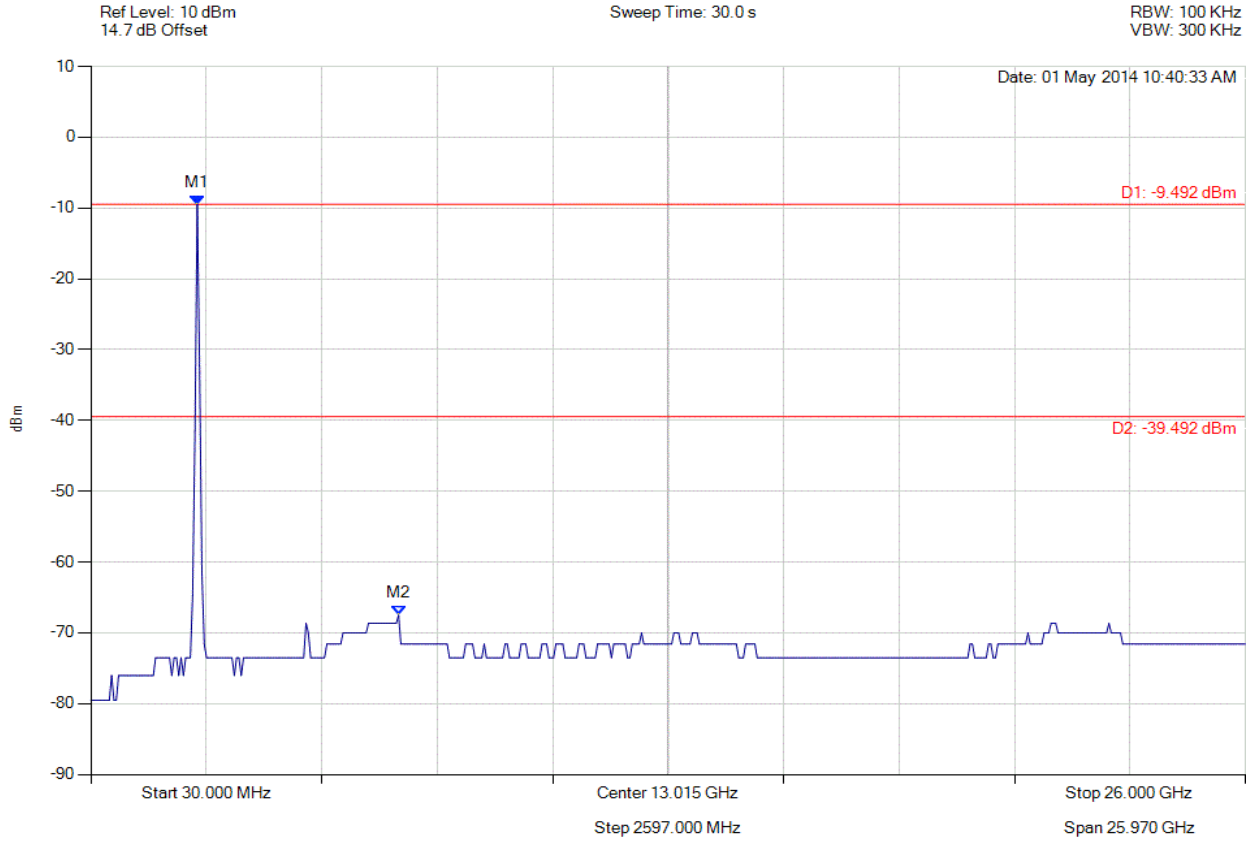

Analyser Setup	Marker : Frequency : Amplitude	Test Results
Detector = AVERAGE Sweep Count = 0 RF Atten (dB) = 10 Trace Mode = VIEW	M1 : 2424.028 MHz : -9.492 dBm M2 : 6951.864 MHz : -67.504 dBm	Limit: -39.49 dBm Margin: -28.01 dB

Back to the Matrix

575 Boulder Court
Pleasanton, California 94566, USA
Tel: 1.925.462.0304
Fax: 1.925.462.0306
www.micomlabs.com