TEST REPORT

Applicant:	NEW POS Technology Limited
Address:	AB Unit, 14th Floor, Block A, Financial Technology Building, No.11 Keyuan Rd, Nanshan District, Shenzhen
Equipment Type:	Unattended Payment Terminal
Model Name:	NEW5320
Brand Name:	AMP POS
FCC ID:	WAL5320
Test Standard:	47 CFR Part 2 (Others refer to chapter 3.1)
Sample Arrival Date:	Sep. 09, 2025
Test Date:	Sep. 09, 2025 - Dec. 16, 2025
Date of Issue:	Apr. 30, 2026

ISSUED BY:

Shenzhen BALUN Technology Co., Ltd.

Tested by: Guo Jianxin **Checked by:** Wu Huihui **Approved by:** Tolan Tu

(Testing Director)

Revision History

Version	Issue Date	Revisions
Rev. 01	Mar. 27, 2026	Initial Issue
Rev. 02	Apr. 30, 2026	Add the FCC ID of the module to the citation description

TABLE OF CONTENTS

1 GENERAL INFORMATION 4

1.1 Test Laboratory 4

1.2 Test Location 4

2 PRODUCT INFORMATION 5

2.1 Applicant Information 5

2.2 Manufacturer Information 5

2.3 General Description for Equipment under Test (EUT) 5

2.4 Technical Information 6

3 SUMMARY OF TEST RESULTS 8

3.1 Test Standards 8

3.2 Test Verdict 9

3.3 Measurement Uncertainty 10

4 GENERAL TEST CONFIGURATIONS 12

4.1 Test Environments 12

4.2 Test Equipment List 12

4.3 Test Configurations 13

4.4 Test Setup 19

5 TEST ITEMS 21

5.1 Transmitter Radiated Power (EIRP/ERP) 21

5.2 Peak to Average Ratio 25

5.3 Occupied Bandwidth 27

5.4 Frequency Stability 29

5.5 Spurious Emission at Antenna Terminals 31

5.6 Band Edge 36
5.7 Field Strength of Spurious Radiation 41
ANNEX A TEST RESULTS 47
A.1 Transmitter Radiated Power (EIRP/ERP) 47
A.2 Peak to Average Ratio 92
A.3 Occupied Bandwidth 92
A.4 Frequency Stability 93
A.5 Spurious Emission at Antenna Terminals 107
A.6 Band Edge 107
A.7 Field Strength of Spurious Radiation 108
ANNEX B TEST SETUP PHOTOS 109
ANNEX C EUT EXTERNAL PHOTOS 109
ANNEX D EUT INTERNAL PHOTOS 109

1 GENERAL INFORMATION

1.1 Test Laboratory

Name	Shenzhen BALUN Technology Co., Ltd.
Address	Block B, 1/F, Baisha Science and Technology Park, Shahe Xi Road, Nanshan District, Shenzhen, Guangdong Province, P. R. China
Phone Number	+86 755 6685 0100

1.2 Test Location

Name	Shenzhen BALUN Technology Co., Ltd.
Location	☐ Block B, 1/F, Baisha Science and Technology Park, Shahe Xi Road, Nanshan District, Shenzhen, Guangdong Province, P. R. China
	☑ 1/F, Building B, Ganghongji High-tech Intelligent Industrial Park, No. 1008, Songbai Road, Yangguang Community, Xili Sub-district, Nanshan District, Shenzhen, Guangdong Province, P. R. China
Accreditation Certificate	The laboratory is a testing organization accredited by FCC as a accredited testing laboratory. The designation number is CN1196.

2 PRODUCT INFORMATION

2.1 Applicant Information

Applicant	NEW POS Technology Limited
Address	AB Unit, 14th Floor, Block A, Financial Technology Building, No.11 Keyuan Rd, Nanshan District, Shenzhen

2.2 Manufacturer Information

Manufacturer	NEW POS Technology Limited
Address	AB Unit, 14th Floor, Block A, Financial Technology Building, No.11 Keyuan Rd, Nanshan District, Shenzhen

2.3 General Description for Equipment under Test (EUT)

EUT Name	Unattended Payment Terminal
Model Name Under Test	NEW5320
Series Model Name	N/A
Description of Model name differentiation	N/A
Hardware Version	N/A
Software Version	N/A
Dimensions (Approx.)	N/A
Weight (Approx.)	N/A

2.4 Technical Information

All Network and Wireless connectivity for EUT	4G Network LTE FDD Band 2/4/5/7/12/13/14/17/25/26/66/71 LTE TDD Band 41 Bluetooth (BR+EDR+BLE) WIFI 802.11a, 802.11b, 802.11g, 802.11n and 802.11ac GPS, GLONASS, NFC
About the Product	The equipment is Unattended Payment Terminal, intended for used with information technology equipment.

The following is the technical information of the EUT tested frequency bands in this report.

Operating Bands		LTE FDD Band 2/4/5/7/12/13/14/17/25/26/66/71 LTE TDD Band 41	
Antenna Type		External Antenna	
Antenna Gain		FDD LTE Band 2: -1.55 dBi FDD LTE Band 4: -0.51 dBi FDD LTE Band 5: 0.69 dBi FDD LTE Band 7: -1.45 dBi FDD LTE Band 12: 2.35 dBi FDD LTE Band 13: 2.99 dBi FDD LTE Band 14: 2.99 dBi FDD LTE Band 17: 2.35 dBi FDD LTE Band 25: -1.55 dBi FDD LTE Band 26(Part22): 0.93 dBi FDD LTE Band 26(Part90): 0.94 dBi FDD LTE Band 66: -0.51 dBi FDD LTE Band 71: 1.81 dBi TDD LTE Band 41: -2.01 dBi	
The Max RF Output Power (EIRP/ERP)		FDD LTE Band 2: 22.33 dBm FDD LTE Band 4: 22.86 dBm FDD LTE Band 5: 22.09 dBm FDD LTE Band 7: 22.36 dBm FDD LTE Band 12: 23.57 dBm FDD LTE Band 13: 24.17 dBm FDD LTE Band 14: 24.06 dBm FDD LTE Band 17: 23.56 dBm FDD LTE Band 25: 22.32 dBm FDD LTE Band 26 (Part22): 22.16 dBm FDD LTE Band 26 (Part90): 22.21 dBm FDD LTE Band 66: 22.81 dBm FDD LTE Band 71: 23.03 dBm TDD LTE Band 41: 21.52 dBm	
Band	Power Class	Tx Frequency Range	Rx Frequency Range
LTE B2	3	1850 MHz ~ 1910 MHz	1930 MHz ~ 1990 MHz

LTE B4	3	1710 MHz ~ 1755 MHz	2110 MHz ~ 2155 MHz
LTE B5	3	824 MHz ~ 849 MHz	869 MHz ~ 894 MHz
LTE B7	3	2500 MHz ~ 2570 MHz	2620 MHz ~ 2690 MHz
LTE B12	3	699 MHz ~ 716 MHz	729 MHz ~ 746 MHz
LTE B13	3	777 MHz ~ 787 MHz	758 MHz ~ 756 MHz
LTE B14	3	788 MHz ~ 798 MHz	758 MHz ~ 768 MHz
LTE B17	3	704 MHz ~ 716 MHz	734 MHz ~ 746 MHz
LTE B25	3	1850 MHz ~ 1915 MHz	1930 MHz ~ 1995 MHz
LTE B26	3	814 MHz ~ 824 MHz	859 MHz ~ 869 MHz
		824 MHz ~ 849 MHz	869 MHz ~ 894 MHz
LTE B66	3	1710 MHz ~ 1780 MHz	2110 MHz ~ 2180 MHz
LTE B71	3	663 MHz ~ 698 MHz	617 MHz ~ 652 MHz
LTE B41	3	2496 MHz ~ 2690 MHz	2496 MHz ~ 2690 MHz

Note: The EUT information provided by the applicant, except for The Max RF Conducted Power. For more detailed band specifications and features description, please refer to the manufacturer's specifications or user's manual.

3 SUMMARY OF TEST RESULTS

3.1 Test Standards

No.	Identity	Document Title
1	47 CFR Part 2	Frequency Allocations and Radio Treaty Matters; General Rules and Regulations
2	47 CFR Part 22 Subpart H	Cellular Radiotelephone Service
3	47 CFR Part 24 Subpart E	Broadband PCS
4	47 CFR Part 27	Miscellaneous Wireless Communications Services
5	47 CFR Part 90 Subpart S	Regulations Governing Licensing and Use of Frequencies in the 806-824, 851-869, 896-901, and 935-940 MHz Bands
6	47 CFR Part 90 Subpart R	Regulations Governing Licensing and Use of Frequencies in the 758-775 and 788-805 MHz Bands
7	ANSI C63.26-2015	American National Standard for Compliance Testing of Transmitters Used in Licensed Radio Services
8	KDB 971168 D01 v03	Measurement Guidance for Certification of Licensed Digital Transmitters

3.2 Test Verdict

No.	Test Description	FCC Part No.	Test Result	Test Verdict
1	Conducted RF Output Power	2.1046	Reporting only (ANNEX A.1)	Pass
2	Effective (Isotropic) Radiated Power	2.1046 22.913 24.232 27.50 90.635(b) 90.542(a)	ANNEX A.1	Pass
3	Peak to Average Radio	2.1046 24.232(d) 27.50(d)	ANNEX A.2	Pass
4	Occupied Bandwidth	2.1049 22.917 24.238 27.53 90.209	ANNEX A.3	Pass
5	Frequency Stability	2.1055 22.355 24.235 27.54 90.213	ANNEX A.4	Pass
6	Spurious Emission at Antenna Terminals	2.1051 22.917 24.238 27.53 90.691 90.543	ANNEX A.5	Pass
7	Band Edge	2.1051 22.917 24.238 27.53 90.691 90.543	ANNEX A.6	Pass
8	Field Strength of Spurious Radiation	2.1053 22.917 24.238 27.53 90.691 90.543	ANNEX A.7	Pass

Note: The difference between the EUT (test samples in this report) and testing sample of report No. PD20240152-R3A (FCC ID: XMR2024SC200ENA) which issued by Hefei Panwin Technology Co., Ltd. on Feb. 06, 2025 is that added enclosure and change extreme conditions. And RF module is the same. After evaluation, the Effective (Isotropic) Radiated Power, Frequency Stability and Field Strength of Spurious Radiation were tested in this report, and other test datas please refer to the No. PD20240152-R3A (FCC ID: XMR2024SC200ENA) which issued by Hefei Panwin Technology Co., Ltd. on Feb. 06, 2025.

3.3 Measurement Uncertainty

Test Case	Uncertainty
Conducted RF Output Power	0.68dB
Effective (Isotropic) Radiated Power	2.50dB
Peak to Average Radio	0.015%
Occupied Bandwidth	1.4/3MHz: 30kHz 5/10MHz: 100kHz 15/20MHz: 300kHz
Frequency Stability	12Hz
Spurious Emission at Antenna Terminals	2.56dB
Band Edge	1.48dB
Field Strength of Spurious Radiation	4.55dB

4 GENERAL TEST CONFIGURATIONS

4.1 Test Environments

During the measurement, the environmental conditions were within the listed ranges:

Relative Humidity		20% to 75%
Atmospheric Pressure		98 kPa to 102 kPa
Test Voltage of the EUT	NV (Normal Voltage)	12 V
	LV (Low Voltage)	11 V
	HV (High Voltage)	13 V
Test Temperature of the EUT	NT (Normal Temperature)	15 °C to 35 °C
	LT (Low Temperature)	-30 °C
	HT (High Temperature)	70 °C

4.2 Test Equipment List

Description	Manufacturer	Model	Serial No.	Version	Cal. Date	Cal. Due
4G RF Test System						
BL410 Test Software	BALUN	BL410R	N/A	3.0.536	N/A	N/A
Temperature Chamber	OK	OK-TH-100C	OK2022110401	N/A	2024.10.31	2025.10.30
					2025.09.15	2026.09.14
Wideband Radio Communication Tester	R&S	CMW 500	100854	V3.7.172	2025.01.15	2026.01.14
Wideband Radio Communication Tester	R&S	CMW 500	120598	V3.7.172	2025.08.13	2026.08.12
Spectrum Analyzer	Agilent	E4440A	MY46181663	A.11.21	2025.07.15	2026.07.14
DC Power Supply	ITECH	IT6863A	800014020757 120008	N/A	2025.07.28	2026.07.27
Spectrum Analyzer	keysight	N9020A	MY50531628	A.16.09	2025.04.30	2026.04.29
Radiated Test System						
Radiated Test System Test Software	BALUN	BL410-E	N/A	V22.4	N/A	N/A
Wideband Radio Communication Tester	R&S	CMW 500	100854	V3.7.172	2025.01.15	2026.01.14
Wideband Radio Communication Tester	R&S	CMW 500	120598	V3.7.172	2025.08.13	2026.08.12
Test Antenna-Bi-Log (30 MHz-3 GHz)	Schwarzbeck	VULB 9163	01414	N/A	2023.11.03	2026.11.02
Test Antenna-Horn (1-18 GHz)	Schwarzbeck	BBHA 9120D	02459	N/A	2023.10.26	2026.10.25
Anechoic Chamber	YIHENG	C8-966	N/A	N/A	2024.05.15	2027.05.11
EMI Receiver	Keysight	N9038A	MY55330121	A.20.03	2025.04.16	2026.04.15

4.3 Test Configurations

LTE Band	Bandwidth (MHz)						Modulation Type		RB#			Test Channel		
	1.4	3	5	10	15	20	QPSK	16-QAM	1	Half	Full	LCH	MCH	HCH
Effective (Isotropic) Radiated Power														
2	v	v	v	v	v	v	v	v	v	v	v	v	v	v
4	v	v	v	v	v	v	v	v	v	v	v	v	v	v
5	v	v	v	v	n	n	v	v	v	v	v	v	v	v
7	n	n	v	v	v	v	v	v	v	v	v	v	v	v
12	v	v	v	v	n	n	v	v	v	v	v	v	v	v
13	n	n	v	v	n	n	v	v	v	v	v	v	v	v
14	n	n	v	v	n	n	v	v	v	v	v	v	v	v
17	n	n	v	v	n	n	v	v	v	v	v	v	v	v
25	v	v	v	v	v	v	v	v	v	v	v	v	v	v
26(Part22)	v	v	v	v	v	n	v	v	v	v	v	v	v	v
26(Part90)	v	v	v	v	--	n	v	v	v	v	v	v	v	v
41	n	n	v	v	v	v	v	v	v	v	v	v	v	v
66	v	v	v	v	v	v	v	v	v	v	v	v	v	v
71	n	n	v	v	v	v	v	v	v	v	v	v	v	v
Frequency Stability														
2	--	--	--	v	--	--	v	v	--	--	v	--	v	--
4	--	--	--	v	--	--	v	v	--	--	v	--	v	--
5	--	--	--	v	n	n	v	v	--	--	v	--	v	--
7	n	n	--	v	--	--	v	v	--	--	v	--	v	--
12	--	--	--	v	n	n	v	v	--	--	v	--	v	--
13	n	n	--	v	n	n	v	v	--	--	v	--	v	--
14	n	n	--	v	n	n	v	v	--	--	v	--	v	--
17	n	n	--	v	n	n	v	v	--	--	v	--	v	--
25	--	--	--	v	--	--	v	v	--	--	v	--	v	--
26(Part22)	--	--	--	v	--	n	v	v	--	--	v	--	v	--
26(Part90)	--	--	--	v	--	n	v	v	--	--	v	--	v	--
41	n	n	--	v	--	--	v	v	--	--	v	--	v	--
66	--	--	--	v	--	--	v	v	--	--	v	--	v	--
71	n	n	--	v	--	--	v	v	--	--	v	--	v	--
Field Strength of Spurious Radiation														
2	Worst Case													
4	Worst Case													
5	Worst Case													
7	Worst Case													
12	Worst Case													
13	Worst Case													
14	Worst Case													
17	Worst Case													

LTE Band	Bandwidth (MHz)						Modulation Type		RB#			Test Channel		
	1.4	3	5	10	15	20	QPSK	16-QAM	1	Half	Full	LCH	MCH	HCH
25	Worst Case													
26(Part22)	Worst Case													
26(Part90)	Worst Case													
41	Worst Case													
66	Worst Case													
71	Worst Case													
Note 1: The mark “v” means that this configuration is chosen for testing. Note 2: The mark “n” means that this bandwidth is not supported.														

Test Mode	UL Channel	Channel Bandwidth (MHz)	UL Channel No.	UL Frequency (MHz)
LTE Band 2	Low Range	1.4	18607	1850.7
		3	18615	1851.5
		5	18625	1852.5
		10	18650	1855
		15	18675	1857.5
		20	18700	1860
	Middle Range	1.4/3/5/10/15/20	18900	1880
	High Range	1.4	19193	1909.3
		3	19185	1908.5
		5	19175	1907.5
		10	19150	1905
		15	19125	1902.5
		20	19100	1900
LTE Band 4	Low Range	1.4	19957	1710.7
		3	19965	1711.5
		5	19975	1712.5
		10	20000	1715
		15	20025	1717.5
		20	20050	1720
	Middle Range	1.4/3/5/10/15/20	20175	1732.5
	High Range	1.4	20393	1754.3
		3	20385	1753.5
		5	20375	1752.5
		10	20350	1750
		15	20325	1747.5
		20	20300	1745
LTE Band 5	Low Range	1.4	20407	824.7
		3	20415	825.5
		5	20425	826.5
		10	20450	829
	Middle Range	1.4/3/5/10	20525	836.5
	High Range	1.4	20643	848.3
		3	20635	847.5
		5	20625	846.5
		10	20600	844
LTE Band 7	Low Range	5	20775	2502.5
		10	20800	2505
		15	20825	2507.5
		20	20850	2510
	Middle Range	5/10/15/20	21100	2535

Test Mode	UL Channel	Channel Bandwidth (MHz)	UL Channel No.	UL Frequency (MHz)
	High Range	5	21425	2567.5
		10	21400	2565
		15	21375	2562.5
		20	21350	2560
LTE Band 12	Low Range	1.4	23017	699.7
		3	23025	700.5
		5	23035	701.5
		10	23060	704
	Middle Range	1.4/3/5/10	23095	707.5
	High Range	1.4	23173	715.3
		3	23165	714.5
		5	23155	713.5
		10	23130	711
LTE Band 13	Low Range	5	23205	779.5
		10	23230	782
	Middle Range	5/10	23230	782
	High Range	5	23255	784.5
		10	23230	782
LTE Band 14	Low Range	5	23305	790.5
		10	23330	793
	Middle Range	5/10	23330	793
	High Range	5	23355	795.5
		10	23330	793
LTE Band 17	Low Range	5	23755	706.5
		10	23780	709
	Middle Range	5/10	23790	710
	High Range	5	23825	713.5
		10	23800	711
LTE Band 25	Low Range	1.4	26047	1850.7
		3	26055	1851.5
		5	26065	1852.5
		10	26090	1855
		15	26115	1857.5
		20	26140	1860
	Middle Range	1.4/3/5/10/15/20	26365	1882.5
	High Range	1.4	26683	1914.3
		3	26675	1913.5
		5	26665	1912.5
		10	26640	1910
		15	26615	1907.5
		20	26590	1905

Test Mode	UL Channel	Channel Bandwidth (MHz)	UL Channel No.	UL Frequency (MHz)
LTE Band 26 (Part22)	Low Range	1.4	26797	824.7
		3	26805	825.5
		5	26815	826.5
		10	26840	829
		15	26865	831.5
	Middle Range	1.4/3/5/10/15	26915	836.5
	High Range	1.4	27033	848.3
		3	27025	847.5
		5	27015	846.5
		10	26990	844
		15	26965	841.5
LTE Band 26 (Part90)	Low Range	1.4	26697	814.7
		3	26705	815.5
		5	26715	816.5
		10	---	---
	Middle Range	1.4/3/5/10	26740	819
	High Range	1.4	26783	823.3
		3	26775	822.5
		5	26765	821.5
		10	---	---
LTE Band 41	Low Range	5	39675	2498.5
		10	39700	2501
		15	39725	2503.5
		20	39750	2506
	Middle Range	5/10/15/20	40620	2593
	High Range	5	41565	2687.5
		10	41540	2685
		15	41515	2682.5
		20	41490	2680
LTE Band 66	Low Range	1.4	131979	1710.7
		3	131987	1711.5
		5	131997	1712.5
		10	132022	1715
		15	132047	1717.5
		20	132072	1720
	Middle Range	1.4/3/5/10/15/20	132322	1745
	High Range	1.4	132665	1779.3
		3	132657	1778.5
		5	132647	1777.5
		10	132622	1775
		15	132597	1772.5

Test Mode	UL Channel	Channel Bandwidth (MHz)	UL Channel No.	UL Frequency (MHz)
		20	132572	1770
LTE Band 71	Low Range	5	133147	665.5
		10	133172	668
		15	133197	670.5
		20	133222	673
	Middle Range	5/10/15/20	133297	680.5
	High Range	5	133447	695.5
		10	133422	693
		15	133397	690.5
		20	133372	688

4.4 Test Setup

4.4.1 For Antenna Port Test

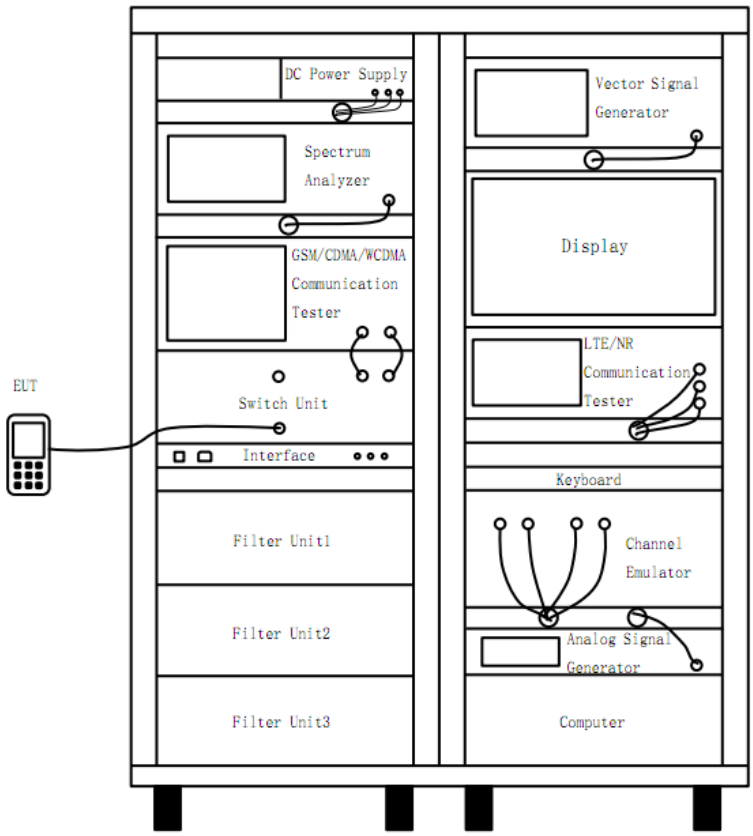

(Diagram 1)

4.4.2 For Frequency Stability Test

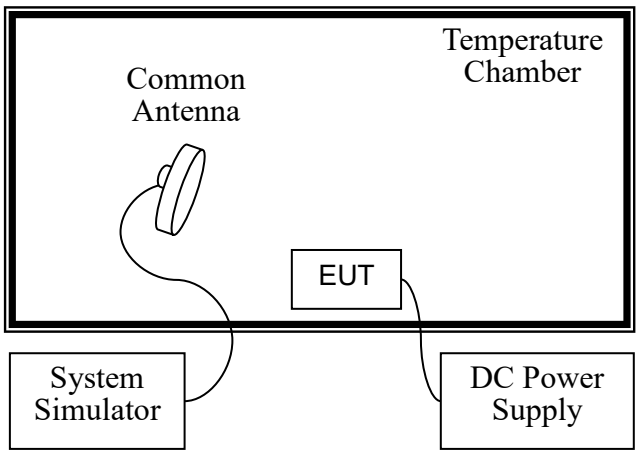

(Diagram 2)

4.4.3 For Radiated Test (30 MHz ~ 1 GHz)

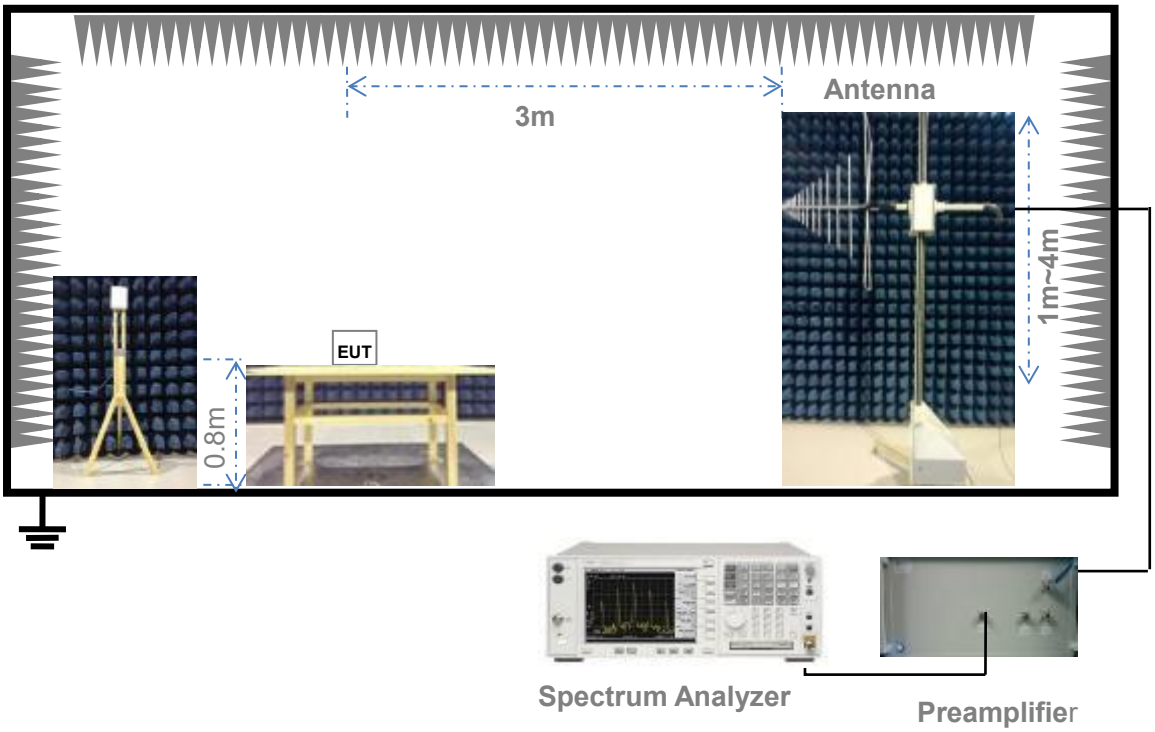

(Diagram 3)

4.4.4 For Radiated Test (Above 1 GHz)

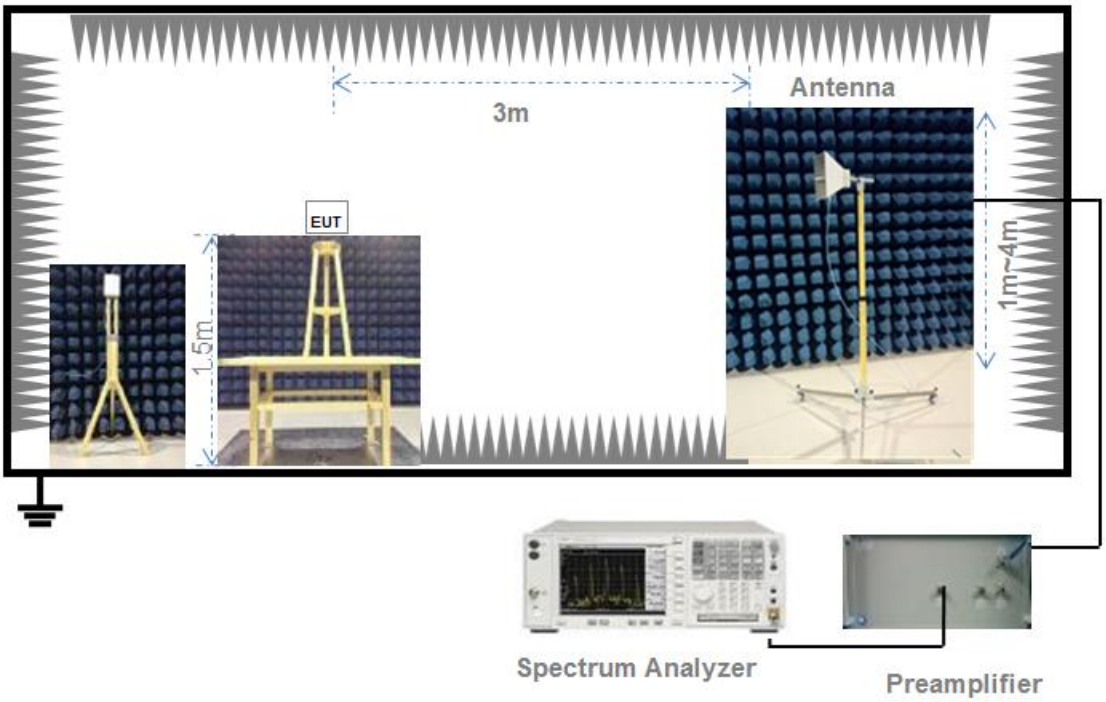

(Diagram 4)

5 TEST ITEMS

5.1 Transmitter Radiated Power (EIRP/ERP)

5.1.1 Limit

FCC § 2.1046 & 22.913(a) & 24.232(c) & 27.50(a) & 27.50(b) & 27.50(c) & 27.50(d) & 27.50(h) & 27.50(j) & 27.50(k) & 90.635(b) & 90.542(a) & 96.41(b)

According to FCC section 22.913(a) (5), the Effective Radiated Power (ERP) of mobile transmitters and auxiliary test transmitters must not exceed 7 watts.

According to FCC section 24.232(c), mobile and portable stations are limited to 2 watts EIRP and the equipment must employ a means for limiting power to the minimum necessary for successful communications.

According to FCC section 27.50(a) (3), for mobile and portable stations transmitting in the 2305-2315MHz band or the 2350-2360MHz band, the average EIRP must not exceed 50 milliwatts within any 1 megahertz of authorized bandwidth, except that for mobile and portable stations compliant with 3GPP LTE standards or another advanced mobile broadband protocol that avoids concentrating energy at the edge of the operating band the average EIRP must not exceed 250 milliwatts within any 5 megahertz of authorized bandwidth but may exceed 50 milliwatts within any 1 megahertz of authorized bandwidth. For mobile and portable stations using time division duplexing (TDD) technology, the duty cycle must not exceed 38 percent in the 2305-2315 MHz and 2350-2360 MHz bands.

FCC section 27.50(b) (10), portable stations (hand-held devices) transmitting in the 746-757MHz, 776-788MHz, and 805-806MHz bands are limited to 3 watts ERP.

FCC section 27.50(c) (10), portable stations (hand-held devices) in the 600MHz uplink band and the 698-746MHz band, and fixed and mobile stations in the 600MHz uplink band are limited to 3 watts ERP.

FCC section 27.50(d) (4), fixed, mobile, and portable (hand-held) stations operating in the 1710-1755 MHz band and mobile and portable stations operating in the 1695-1710 MHz and 1755-1780 MHz bands are limited to 1 watt EIRP. Fixed stations operating in the 1710-1755 MHz band are limited to a maximum antenna height of 10 meters above ground. Mobile and portable stations operating in these bands must employ a means for limiting power to the minimum necessary for successful communications.

(7) Fixed, mobile, and portable (hand-held) stations operating in the 2000-2020 MHz band are limited to 2 watts EIRP.

And FCC section 27.50(h) (2), for mobile and other user stations, mobile stations are limited to 2.0 watts EIRP. All user stations are limited to 2.0 watts transmitter output power.

FCC section 27.50(j) (3), for mobile, and portable (hand-held) stations operating in the 3700-3980 MHz band are limited to 1 watt EIRP.

FCC section 27.50(k) (3), Mobile devices are limited to 1Watt (30 dBm) EIRP in the 3450-3550 MHz band.

According to FCC section 90.635(b), the maximum output power of the transmitter for mobile stations is 100 watts (20dBW).

According to FCC section 90.542(a) (7), portable stations (hand-held devices) transmitting in the 758-768 MHz band and the 788-798 MHz band are limited to 3 watts ERP.

FCC section 96.41(b), the maximum effective isotropic radiated power (EIRP) and maximum Power Spectral Density (PSD) of any CBSD and End User Device must comply with the limits shown in the table in this paragraph below:

Device	Maximum EIRP (dBm/10 megahertz)	Maximum PSD (dBm/MHz)
End User Device	23	N/A
Category A CBSD	30	20
Category B CBSD[note1]	47	37
Note1: Category B CBSDs will only be authorized for use after an ESC is approved and commercially deployed consistent with §§ 96.15 and 96.67.		

5.1.2 Test Setup

The section 4.4.1 (Diagram 1) test setup description is used for conducted test, and the section 4.4.3 and 4.4.4 (Diagram 3, 4) test setup description is used for radiated test. The photo of test setup please refer to ANNEX B.

5.1.3 Test Procedure

Description of the Conducted Output Power Measurement

The EUT is coupled to the SS with attenuator through power splitter; the RF load attached to EUT antenna terminal is 50Ohm; the path loss as the factor is calibrated to correct the reading. A system simulator is used to establish communication with the EUT, and its parameters are set to force the EUT transmitting at maximum output power. The measured power in the radio frequency on the transmitter output terminals shall be reported.

The relevant equation for determining the conducted measured value is:

Conducted Output Power Value (dBm) = Measured Value (dBm) + Path Loss (dB)

where:
Conducted Output Power Value = final conducted measured value in the conducted power test, in dBm;
Measured Value = measured conducted power received by spectrum analyzer or power meter, in dBm;
Path Loss = signal attenuation in the connecting cable between the transmitter and spectrum analyzer or power meter, including external cable loss, in dB;

During the test, the data of Path Loss (dB) is added in the spectrum analyzer or power meter, so Measured Value (dBm) is the final values which contains the data of Path Loss (dB).

For example:

In the conducted output power test, when measured value for GSM850 is 24.7 dBm, and path loss is 8.5 dB, then final conducted output power value is:

Conducted Output Power Value (dBm) = 24.7 dBm + 8.5 dB = 33.2 dBm

Description of the Transmitter Radiated Power Measurement

In many cases, the RF output power limits for licensed digital transmission devices is specified in terms of effective radiated power (ERP) or equivalent isotropic radiated power (EIRP). Typically, ERP is specified when the operating frequency is less than or equal to 1 GHz and EIRP is specified when the operating frequency is greater than 1 GHz. Both are determined by adding the transmit antenna gain to the conducted RF output power with the primary difference between the two being that when determining the ERP, the transmit antenna gain is referenced to a dipole antenna (i.e., dBd) whereas when determining the EIRP, the transmit antenna gain is referenced to an isotropic antenna (dBi).

Final measurement calculation as below:

The relevant equation for determining the ERP or EIRP from the conducted RF output power measured using the guidance provided above is:

ERP/EIRP = P_{Meas} + GT − LC

where:
ERP/EIRP = effective or equivalent radiated power, respectively (expressed in the same units as P_{Meas}, typically dBW or dBm);
P_{Meas} = measured transmitter output power or PSD, in dBm or dBW;
GT = gain of the transmitting antenna, in dBd (ERP) or dBi (EIRP);
dBd (ERP)=dBi (EIRP) -2.15 dB
LC = signal attenuation in the connecting cable between the transmitter and antenna, in dB.

For devices utilizing multiple antennas, KDB 662911 provides guidance for determining the effective array transmit antenna gain term to be used in the above equation.

For example:
In the EIRP test, when P_{Meas} value for GSM1900 is 30.2 dBm, LC is 0.6 dB, and GT is -3.4 dB, then final EIRP value is:
EIRP for GSM1900 = 30.2 dBm - 3.4 dBi - 0.6 dB = 26.2 dBm

The relevant equation for determining the ERP/EIRP from the radiated RF output power is:
ERP/EIRP (dBm) = SA Read Value (dBm) + Correction Factor (dB)

where:
ERP/EIRP = effective or equivalent radiated power, in dBm;
SA Read Value = measured transmitter power received by EMI receiver or spectrum analyzer, in dBm;
Correction Factor = total correction factor including cable loss, in dB;

During the test, the data of Correction Factor (dB) is added in the EMI receiver or spectrum analyzer, so SA Read Value (dBm) is the final values which contains the data of Correction Factor (dB).

For example:

In the ERP test, when SA read value for GSM850 is 21dBm, and correction factor is 8dB, then final ERP value for GSM850 is:

ERP (dBm) = 21dBm + 8dB = 29dBm

5.1.4 Test Result

Please refer to ANNEX A.1.

5.2 Peak to Average Ratio

5.2.1 Limit

FCC § 2.1046 & 24.232(d) & 27.50(d) & 27.50(j) & 27.50(k)

In addition, when the transmitter power is measured in terms of average value, the peak-to-average power ratio (PAPR) of the transmitter shall not exceed 13 dB for more than 0.1% of the time using a signal corresponding to the highest PAPR during periods of continuous transmission.

According to FCC section 24.232(d), power measurements for transmissions by stations authorized under this section may be made either in accordance with a Commission-approved average power technique or in compliance with 24.232 (e) of this section. In both instances, equipment employed must be authorized in accordance with the provisions of § 24.51. In measuring transmissions in this band using an average power technique, the peak-to-average ratio (PAR) of the transmission may not exceed 13 dB.

FCC section 24.232(e), peak transmit power must be measured over any interval of continuous transmission using instrumentation calibrated in terms of an rms equivalent voltage. The measurement results shall be properly adjusted for any instrument limitations, such as detector response times, limited resolution bandwidth capability when compared to the emission bandwidth, sensitivity, etc., so as to obtain a true peak measurement for the emission in question over the full bandwidth of the channel.

According to FCC section 27.50(d) (5) & 27.50(j) & 27.50(k), in measuring transmissions in this band using an average power technique, the peak-to-average ratio (PAR) of the transmission may not exceed 13dB.

5.2.2 Test Setup

The section 4.4.1 (Diagram 1) test setup description is used for this test. The photo of test setup please refer to ANNEX B.

5.2.3 Test Procedure

Here the lowest, middle and highest channels are selected to perform testing to verify the peak-to-average ratio.

According to KDB 971168 D01, there is CCDF procedure for PAPR:

a) Refer to instrument’s analyzer instruction manual for details on how to use the power statistics/CCDF function;

b) Set resolution/measurement bandwidth ≥ signal’s occupied bandwidth;

c) Set the number of counts to a value that stabilizes the measured CCDF curve;

d) Set the measurement interval as follows:

1) for continuous transmissions, set to 1 ms,

2) for burst transmissions, employ an external trigger that is synchronized with the EUT burst timing sequence, or use the internal burst trigger with a trigger level that allows the burst to stabilize and set the measurement interval to a time that is less than or equal to the burst duration.

e) Record the maximum PAPR level associated with a probability of 0.1%.

Alternate procedure for PAPR:

Use one of the procedures presented in 4.1 to measure the total peak power and record as P_{Pk}. Use one of the applicable procedures presented 4.2 to measure the total average power and record as P_{Avg}. Both the peak and average power levels must be expressed in the same logarithmic units (e.g., dBm). Determine the PAPR from:

PAPR (dB) = P_{Pk} (dBm) - P_{Avg} (dBm).

5.2.4 Test Result

Please refer to ANNEX A.2.

5.3 Occupied Bandwidth

5.3.1 Limit

FCC § 2.1049

The occupied bandwidth is the frequency bandwidth such that, below its lower and above its upper frequency limits, the mean powers radiated are each equal to 0.5 percent of the total mean power radiated by a given emission.

Many of the individual rule parts specify a relative OBW in lieu of the 99% OBW. In such cases, the OBW is defined as the width of the signal between two points, one below the carrier center frequency and on above the carrier center frequency, outside of which all emissions are attenuated by at least X dB below the transmitter power, where the value of X is typically specified as 26.

5.3.2 Test Setup

The section 4.4.1 (Diagram 1) test setup description is used for this test. The photo of test setup please refer to ANNEX B.

5.3.3 Test Procedure

The following procedure shall be used for measuring power bandwidth.

a) The spectrum analyzer center frequency is set to the nominal EUT channel center frequency. The frequency span for the spectrum analyzer shall be set wide enough to capture all modulation products including the emission skirts (i.e., two to five times the anticipated OBW).

b) The nominal IF filter bandwidth (3 dB RBW) shall be in the range of 1 to 5 % of the anticipated OBW, and the VBW shall be at least 3 times the RBW.

c) Set the reference level of the instrument as required to keep the signal from exceeding the maximum input mixer level for linear operation. In general, the peak of the spectral envelope must be at least 10log (OBW / RBW) below the reference level.

d) NOTE—Steps a) through c) may require iteration to adjust within the specified tolerances.

e) For -26 dB OBW, the dynamic range of the spectrum analyzer at the selected RBW shall be at least 10dB below the target “-X dB down” requirement, e.g. -26 dB OBW, the spectrum analyzer noise floor at the selected RBW shall be 36dB below the reference value.

f) Set the detection mode to peak, and the trace mode to max hold.

g) For 99% OBW, use the 99 % power bandwidth function of the spectrum analyzer (if available) and report the measured bandwidth.

If the instrument does not have a 99 % power bandwidth function, the trace data points are to be recovered and directly summed in linear power terms. The recovered amplitude data points, beginning at the lowest frequency, are placed in a running sum until 0.5 % of the total is reached; that frequency is

recorded as the lower frequency. The process is repeated until 99.5 % of the total is reached; that frequency is recorded as the upper frequency. The 99 % power bandwidth is the difference between these two frequencies.

h) For -26 dB OBW, determine the reference value: Set the EUT to transmit a modulated signal. Allow the trace to stabilize. Set the spectrum analyzer marker to the highest level of the displayed trace (this is the reference value).

Determine the “-X dB down amplitude” as equal to (reference value -X). Alternatively, this calculation can be performed by the analyzer by using the marker-delta function.

Place two markers, one at the lowest and the other at the highest frequency of the envelope of the spectral display such that each marker is at or slightly below “-X dB down amplitude” determined in step g). If a marker is below this “-X dB down amplitude” value it shall be placed as close as possible to this value. The OBW is the positive frequency difference between the two markers.

i) The OBW shall be reported by providing plot(s) of the measuring instrument display. The frequency and amplitude axes and scale shall be clearly labeled. Tabular data may be reported in addition to the plot(s).

j) Change variable modulations, coding, or channel bandwidth settings, then repeat above test procedures.

5.3.4 Test Result

Please refer to ANNEX A.3.

5.4 Frequency Stability

5.4.1 Limit

FCC § 2.1055 & 22.355 & 24.235 & 27.54 & 90.213

FCC § 2.1055

The frequency stability shall be measured with variation of ambient temperature as follows:

(1) The temperature is varied from -30°C to +50°C.

(2) Frequency measurements shall be made at the extremes of the specified temperature range and at intervals of not more than 10°C through the range.

The frequency stability shall be measured with variation of primary supply voltage as follows:

(1) Vary primary supply voltage from 85 to 115 percent of the nominal value for other than carried battery equipment.

(2) For hand carried, battery powered equipment, reduce primary supply voltage to the battery operating and point which shall be specified by the manufacture.

(3) The supply voltage shall be measured at the input to the cable normally provided with the equipment, or at the power supply terminals if cables are not normally provided.

FCC § 22.355

Except as otherwise provided in this part, the carrier frequency of each transmitter in the Public Mobile Services must be maintained within the tolerances given in Table C-1 of this section.

Table C-1—Frequency Tolerance for Transmitters in the Public Mobile Services

Frequency range (MHz)	Base, fixed (ppm)	Mobile > 3 watts (ppm)	Mobile ≤ 3 watts (ppm)
25 to 50	20.0	20.0	50.0
50 to 450	5.0	5.0	50.0
450 to 512	2.5	5.0	5.0
821 to 896	1.5	2.5	2.5
928 to 929	5.0	n/a	n/a
929 to 960	1.5	n/a	n/a
2110 to 2220	10.0	n/a	n/a

FCC § 24.235

The frequency stability shall be sufficient to ensure that the fundamental emission stays within the authorized frequency block.

FCC § 27.54

The frequency stability shall be sufficient to ensure that the fundamental emissions stay within the authorized bands of operation.

FCC § 90.213

The frequency stability shall not depart from the reference frequency in excess of ±2.5ppm for mobile stations.

5.4.2 Test Setup

The section 4.4.2 (Diagram 2) test setup description is used for this test. The photo of test setup please refer to ANNEX B.

5.4.3 Test Procedure

1. The EUT is placed in a temperature chamber.

2. The temperature is set to 25°C and allowed to stabilize. After sufficient soak time, the transmitting frequency error is measured.

3. The temperature is increased by not more than 10 degrees, allowed to stabilize and soak, and then repeat the frequency error measurement.

4. Repeat procedure 3 until +50°C and -30°C is reached.

5. Change supply voltage, and repeat measurement until extreme voltage is reached.

5.4.4 Test Result

Please refer to ANNEX A.4.

5.5 Spurious Emission at Antenna Terminals

5.5.1 Limit

FCC § 2.1051 & 22.917(a) & 24.238(a) & 27.53(a) & 27.53(c) & 27.53(f) & 27.53(g) & 27.53(h) & 27.53(l) & 27.53(m) & 27.53(n) & 90.691 & 90.543 & 96.41(e)

In the 1 MHz bands immediately outside and adjacent to the frequency block, a resolution bandwidth of at least one percent of the emission bandwidth of the fundamental emission of the transmitter may be employed.

The emission bandwidth is defined as the width of the signal between two points, one below the carrier center frequency and one above the carrier center frequency, outside of which all emissions are attenuated at least 26 dB below the transmitter power.

FCC § 22.917(a) & 24.238(a)

The power of any emission outside of the authorized operating frequency ranges must be attenuated below the transmitting power (P) by a factor of at least 43+10*log(P) dB. This is calculated to be -13 dBm.

FCC § 27.53(a) (4)

For mobile and portable stations operating in the 2305-2315MHz and 2350-2360MHz bands:

(1)By a factor of not less than: 43 + 10 log (P) dB on all frequencies between 2305 and 2320MHz and on all frequencies between 2345 and 2360MHz that are outside the licensed band(s) of operation, not less than 55 + 10 log (P) dB on all frequencies between 2320 and 2324MHz and on all frequencies between 2341 and 2345MHz, not less than 61 + 10 log (P) dB on all frequencies between 2324 and 2328MHz and on all frequencies between 2337 and 2341MHz, and not less than 67 + 10 log (P) dB on all frequencies between 2328 and 2337MHz.

(2)By a factor of not less than 43 + 10 log (P) dB on all frequencies between 2300 and 2305MHz, 55 + 10 log (P) dB on all frequencies between 2296 and 2300MHz, 61 + 10 log (P) dB on all frequencies between 2292 and 2296MHz, 67 + 10 log (P) dB on all frequencies between 2288 and 2292MHz, and 70 + 10 log (P) dB below 2288MHz.

(3)By a factor of not less than 43 + 10 log (P) dB on all frequencies between 2360 and 2365MHz, and not less than 70 + 10 log (P) dB above 2365MHz.

FCC § 27.53(c)

For operations in the 746–758 MHz band and the 776–788 MHz band, the power of any emission outside the licensee's frequency band(s) of operation shall be attenuated below the transmitter power (P) within the licensed band(s) of operation, measured in watts, in accordance with the following:

(1) On any frequency outside the 746–758 MHz band, the power of any emission shall be attenuated outside the

band below the transmitter power (P) by at least 43 + 10 log (P) dB;

(2) On any frequency outside the 776–788 MHz band, the power of any emission shall be attenuated outside the

band below the transmitter power (P) by at least 43 + 10 log (P) dB;

(3) On all frequencies between 763–775 MHz and 793–805 MHz, by a factor not less than 76 + 10 log (P) dB in a 6.25 kHz band segment, for base and fixed stations;

(4) On all frequencies between 763–775 MHz and 793–805 MHz, by a factor not less than 65 + 10 log (P) dB in a 6.25 kHz band segment, for mobile and portable stations;

(5) Compliance with the provisions of paragraphs (c)(1) and (c)(2) of this section is based on the use of measurement instrumentation employing a resolution bandwidth of 100 kHz or greater.

However, in the 100 kHz bands immediately outside and adjacent to the frequency block, a resolution bandwidth

of at least 30 kHz may be employed;

(6) Compliance with the provisions of paragraphs (c)(3) and (c)(4) of this section is based on the use of measurement instrumentation such that the reading taken with any resolution bandwidth setting should be adjusted to indicate spectral energy in a 6.25 kHz segment.

FCC § 27.53(f)

For operations in the 746–758 MHz, 775–788 MHz, and 805–806 MHz bands, emissions in the band 1559–1610 MHz shall be limited to - 70 dBW/MHz equivalent isotropically radiated power (EIRP) for wideband signals, and -80 dBW EIRP for discrete emissions of less than 700 Hz bandwidth. For the purpose of equipment authorization, a transmitter shall be tested with an antenna that is representative of the type that will be used with the equipment in normal operation.

FCC § 27.53(g)

For operations in the 600MHz band and the 698-746MHz band, the power of any emission outside a licensee’s frequency band(s) of operation shall be attenuated below the transmitter power (P) within the licensed band(s) of operation, measured in watts, by at least 43+10*log(P) dB. Compliance with this provision is based on the use of measurement instrumentation employing a resolution bandwidth of 100 kHz bands immediately outside and adjacent to a licensee’s frequency block, a resolution bandwidth of at least 30 kHz may be employed.

FCC § 27.53(h) (1)

Except as otherwise specified below, for operations in the 1695-1710 MHz, 1710-1755 MHz, 1755-1780 MHz, 1915-1920 MHz, 1995-2000 MHz, 2000-2020 MHz, 2110-2155 MHz, 2155-2180 MHz, and 2180-2200 bands, the power of any emission outside a licensee's frequency block shall be attenuated below the transmitter power (P) in watts by at least 43 + 10 $\log_{10}$ (P) dB.

FCC § 27.53(l) (2)

For mobile operations in the 3700-3980 MHz band, the conducted power of any emission outside the licensee's authorized bandwidth shall not exceed −13 dBm/MHz.

FCC § 27.53(m) (4)

For mobile digital stations (BRS and EBS stations), the attenuation factor shall be not less than:

• 40+10logP dB (−10 dBm, 100 nW) on all frequencies between the channel edge and 5 MHz from the channel edge.

• 43+10logP dB (−13 dBm, 50 nW) on all frequencies between 5 MHz and X MHz from the channel edge,

• 55+10logP dB (−25 dBm, 3 nW) on all frequencies more than X MHz from the channel edge, where X is the greater of 6 MHz or the actual emission bandwidth (26 dB).

In addition, the attenuation factor shall not be less that 43 + 10 log (P) dB on all frequencies between 2490.5 MHz and 2496 MHz and 55 + 10 log (P) dB at or below 2490.5 MHz. Mobile Satellite Service licensees operating on frequencies below 2495 MHz may also submit a documented interference complaint against BRS licensees operating on channel BRS Channel 1 on the same terms and conditions as adjacent channel BRS or EBS licensees.

FCC § 27.53(n) (2)

For mobile operations in the 3450-3550 MHz band, the conducted power of any emission outside the licensee's authorized bandwidth shall not exceed −13 dBm/MHz.

FCC § 90.691

(a) Out-of-band emission requirement shall apply only to the “outer” channels included in an EA license and to spectrum adjacent to interior channels used by incumbent licensees. The emission limits are as follows:

(1) For any frequency removed from the EA licensee's frequency block by up to and including 37.5 kHz, the power of any emission shall be attenuated below the transmitter power (P) in watts by at least 116 $Log_{10}(f/6.1)$ decibels or 50 + 10 $Log_{10}(P)$ decibels or 80 decibels, whichever is the lesser attenuation, where f is the frequency removed from the center of the outer channel in the block in kilohertz and where f is greater than 12.5 kHz.

(2) For any frequency removed from the EA licensee's frequency block greater than 37.5 kHz, the power of any emission shall be attenuated below the transmitter power (P) in watts by at least 43 + $10Log_{10}(P)$ decibels or 80 decibels, whichever is the lesser attenuation, where f is the frequency removed from the center of the outer channel in the block in kilohertz and where f is greater than 37.5 kHz.

(b) When an emission outside of the authorized bandwidth causes harmful interference, the Commission may, at its discretion, require greater attenuation than specified in this section.

FCC § 90.543

(e) For operations in the 758–768 MHz and the 788–798 MHz bands, the power of any emission outside the licensee’s frequency band(s) of operation shall be attenuated below the transmitter power (P) within the licensed band(s) of operation, measured in watts, in accordance with the following:

(1) On all frequencies between 769–775 MHz and 799–805 MHz, by a factor not less than 76 + 10 log (P) dB in a 6.25 kHz band segment, for base and fixed stations.

(2) On all frequencies between 769–775 MHz and 799–805 MHz, by a factor not less than 65 + 10 log (P)

dB in a 6.25 kHz band segment, for mobile and portable stations.

(3) On any frequency between 775–788 MHz, above 805 MHz, and below 758 MHz, by at least 43 + 10 log (P) dB.

(4) Compliance with the provisions of paragraphs (e)(1) and (2) of this section is based on the use of measurement instrumentation such that the reading taken with any resolution bandwidth setting should be adjusted to indicate spectral energy in a 6.25 kHz segment.

(f) For operations in the 758–775 MHz and 788–805 MHz bands, all emissions including harmonics in the band 1559– 1610 MHz shall be limited to -70 dBW/ MHz equivalent isotropically radiated power (EIRP) for wideband signals, and -80 dBW EIRP for discrete emissions of less than 700 Hz bandwidth. For the purpose of equipment authorization, a transmitter shall be tested with an antenna that is representative of the type that will be used with the equipment in normal operation.

FCC § 96.41(e)

The conducted power of any emission outside the fundamental emission (whether in or outside of the authorized band) shall not exceed -13 dBm/MHz within 0-10 megahertz above the upper SAS-assigned channel edge and within 0-10 megahertz below the lower SAS-assigned channel edge. At all frequencies greater than 10 megahertz above the upper SAS assigned channel edge and less than 10 MHz below the lower SAS assigned channel edge, the conducted power of any emission shall not exceed-25 dBm/MHz.The conducted power of any emissions below 3530 MHz or above 3720 MHz shall not exceed-40 dBm/MHz.

Compliance with the applicable limits is based on the use of measurement instrumentation employing a resolution bandwidth of 100 kHz or greater for frequencies less than 1 GHz and 1 MHz or greater for frequencies greater than1GHz.However, in the 1 MHz bands immediately outside and adjacent to the frequency block a resolutionbandwidth of at least one percent of the emission bandwidth of the fundamental emission of the transmitter may be employed.The emission bandwidth is defined as the width of the signal between two points, one below the carrier center frequency and one above the carrier center frequency, outside of which all emission are attenuated at least26 dB below the transmitter power.

5.5.2 Test Setup

The section 4.4.1 (Diagram 1) test setup description was used for this test. The photo of test setup please refer to ANNEX B.

5.5.3 Test Procedure

The level of the carrier and the various conducted spurious and harmonic frequencies is measured by means of a calibrated spectrum analyzer. The spectrum is scanned from the lowest frequency generated in the equipment up to a frequency including its 10th harmonic. On any frequency outside a licensee's frequency block, the power of any emission shall be attenuated below the transmitter power (P) by at least 43 + 10 log(P) dB. Compliance with these provisions is based on the use of measurement instrumentation employing a resolution bandwidth of 1 MHz or greater. However, in the 1 MHz bands immediately outside

and adjacent to the frequency blocks a resolution bandwidth of at least one percent of the emission bandwidth of the fundamental emission of the transmitter may be employed. The emission bandwidth is defined as the width of the signal between two points, one below the carrier center frequency and one above the carrier center frequency, outside of which all emissions are attenuated at least 26 dB below the transmitter power.

1. The EUT is coupled to the system simulator and spectrum analyzer; the RF load attached to EUT antenna terminal is 50Ohm; the path loss as the factor is calibrated to correct the reading.

2. Base Station is used to establish communication with the EUT, and its parameters are set to force the EUT transmitting at maximum output power.

3. The RF output of the transmitter is connected to the input of the spectrum analyzer through sufficient attenuation.

4. Spurious emissions are tested with 0.001MHz RBW for frequency less than 150kHz, 0.01MHz RBW for frequency less than 30MHz, 0.1MHz RBW for frequency less than 1GHz, and 1MHz RBW for frequency above 1GHz. And sweep point number are at least 401, referring to following formula.

Sweep point number = Span/RBW

VBW=3*RBW

Detector Mode=mean or average power

5. Record the frequencies and levels of spurious emissions.

5.5.4 Test Result

Please refer to ANNEX A.5.

5.6 Band Edge

5.6.1 Limit

FCC § 2.1051 & 22.917(a) & 24.238(a) & 27.53(a) & 27.53(c) & 27.53(f) & 27.53(g) & 27.53(h) & 27.53(l) & 27.53(m) & 27.53(n) & 90.691 & 90.543 & 96.41(e)

In the 1 MHz bands immediately outside and adjacent to the frequency block, a resolution bandwidth of at least one percent of the emission bandwidth of the fundamental emission of the transmitter may be employed.

The emission bandwidth is defined as the width of the signal between two points, one below the carrier center frequency and one above the carrier center frequency, outside of which all emissions are attenuated at least 26 dB below the transmitter power.

FCC § 22.917(a) & 24.238(a)

The power of any emission outside of the authorized operating frequency ranges must be attenuated below the transmitting power (P) by a factor of at least 43+10*log(P) dB. This is calculated to be -13 dBm.

FCC § 27.53(a) (4)

For mobile and portable stations operating in the 2305-2315MHz and 2350-2360MHz bands:

(1)By a factor of not less than: 43 + 10 log (P) dB on all frequencies between 2305 and 2320MHz and on all frequencies between 2345 and 2360MHz that are outside the licensed band(s) of operation, not less than 55 + 10 log (P) dB on all frequencies between 2320 and 2324MHz and on all frequencies between 2341 and 2345MHz, not less than 61 + 10 log (P) dB on all frequencies between 2324 and 2328MHz and on all frequencies between 2337 and 2341MHz, and not less than 67 + 10 log (P) dB on all frequencies between 2328 and 2337MHz.

(2)By a factor of not less than 43 + 10 log (P) dB on all frequencies between 2300 and 2305MHz, 55 + 10 log (P) dB on all frequencies between 2296 and 2300MHz, 61 + 10 log (P) dB on all frequencies between 2292 and 2296MHz, 67 + 10 log (P) dB on all frequencies between 2288 and 2292MHz, and 70 + 10 log (P) dB below 2288MHz.

(3)By a factor of not less than 43 + 10 log (P) dB on all frequencies between 2360 and 2365MHz, and not less than 70 + 10 log (P) dB above 2365MHz.

FCC § 27.53(c)

For operations in the 746–758 MHz band and the 776–788 MHz band, the power of any emission outside the licensee's frequency band(s) of operation shall be attenuated below the transmitter power (P) within the licensed band(s) of operation, measured in watts, in accordance with the following:

(1) On any frequency outside the 746–758 MHz band, the power of any emission shall be attenuated outside the

band below the transmitter power (P) by at least 43 + 10 log (P) dB;

(2) On any frequency outside the 776–788 MHz band, the power of any emission shall be attenuated outside the

band below the transmitter power (P) by at least 43 + 10 log (P) dB;

(3) On all frequencies between 763–775 MHz and 793–805 MHz, by a factor not less than 76 + 10 log (P) dB in a 6.25 kHz band segment, for base and fixed stations;

(4) On all frequencies between 763–775 MHz and 793–805 MHz, by a factor not less than 65 + 10 log (P) dB in a 6.25 kHz band segment, for mobile and portable stations;

(5) Compliance with the provisions of paragraphs (c)(1) and (c)(2) of this section is based on the use of measurement instrumentation employing a resolution bandwidth of 100 kHz or greater.

However, in the 100 kHz bands immediately outside and adjacent to the frequency block, a resolution bandwidth

of at least 30 kHz may be employed;

(6) Compliance with the provisions of paragraphs (c)(3) and (c)(4) of this section is based on the use of measurement instrumentation such that the reading taken with any resolution bandwidth setting should be adjusted to indicate spectral energy in a 6.25 kHz segment.

FCC § 27.53(f)

For operations in the 746–758 MHz, 775–788 MHz, and 805–806 MHz bands, emissions in the band 1559–1610 MHz shall be limited to - 70 dBW/MHz equivalent isotropically radiated power (EIRP) for wideband signals, and -80 dBW EIRP for discrete emissions of less than 700 Hz bandwidth. For the purpose of equipment authorization, a transmitter shall be tested with an antenna that is representative of the type that will be used with the equipment in normal operation.

FCC § 27.53(g)

For operations in the 600MHz band and the 698-746MHz band, the power of any emission outside a licensee’s frequency band(s) of operation shall be attenuated below the transmitter power (P) within the licensed band(s) of operation, measured in watts, by at least 43+10*log(P) dB. Compliance with this provision is based on the use of measurement instrumentation employing a resolution bandwidth of 100 kHz bands immediately outside and adjacent to a licensee’s frequency block, a resolution bandwidth of at least 30 kHz may be employed.

FCC § 27.53(h) (1)

Except as otherwise specified below, for operations in the 1695-1710 MHz, 1710-1755 MHz, 1755-1780 MHz, 1915-1920 MHz, 1995-2000 MHz, 2000-2020 MHz, 2110-2155 MHz, 2155-2180 MHz, and 2180-2200 bands, the power of any emission outside a licensee's frequency block shall be attenuated below the transmitter power (P) in watts by at least 43 + 10 $\log_{10}$ (P) dB.

FCC § 27.53(l) (2)

For mobile operations in the 3700-3980 MHz band, the conducted power of any emission outside the licensee's authorized bandwidth shall not exceed −13 dBm/MHz.

FCC § 27.53(m) (4)

For mobile digital stations (BRS and EBS stations), the attenuation factor shall be not less than:

• 40+10logP dB (−10 dBm, 100 nW) on all frequencies between the channel edge and 5 MHz from the channel edge.

• 43+10logP dB (−13 dBm, 50 nW) on all frequencies between 5 MHz and X MHz from the channel edge,

• 55+10logP dB (−25 dBm, 3 nW) on all frequencies more than X MHz from the channel edge, where X is the greater of 6 MHz or the actual emission bandwidth (26 dB).

In addition, the attenuation factor shall not be less that 43 + 10 log (P) dB on all frequencies between 2490.5 MHz and 2496 MHz and 55 + 10 log (P) dB at or below 2490.5 MHz. Mobile Satellite Service licensees operating on frequencies below 2495 MHz may also submit a documented interference complaint against BRS licensees operating on channel BRS Channel 1 on the same terms and conditions as adjacent channel BRS or EBS licensees.

FCC § 27.53(n) (2)

For mobile operations in the 3450-3550 MHz band, the conducted power of any emission outside the licensee's authorized bandwidth shall not exceed −13 dBm/MHz.

FCC § 90.691

(a) Out-of-band emission requirement shall apply only to the “outer” channels included in an EA license and to spectrum adjacent to interior channels used by incumbent licensees. The emission limits are as follows:

(1) For any frequency removed from the EA licensee's frequency block by up to and including 37.5 kHz, the power of any emission shall be attenuated below the transmitter power (P) in watts by at least 116 $Log_{10}(f/6.1)$ decibels or 50 + 10 $Log_{10}(P)$ decibels or 80 decibels, whichever is the lesser attenuation, where f is the frequency removed from the center of the outer channel in the block in kilohertz and where f is greater than 12.5 kHz.

(2) For any frequency removed from the EA licensee's frequency block greater than 37.5 kHz, the power of any emission shall be attenuated below the transmitter power (P) in watts by at least 43 + $10Log_{10}(P)$ decibels or 80 decibels, whichever is the lesser attenuation, where f is the frequency removed from the center of the outer channel in the block in kilohertz and where f is greater than 37.5 kHz.

(b) When an emission outside of the authorized bandwidth causes harmful interference, the Commission may, at its discretion, require greater attenuation than specified in this section.

FCC § 90.543

(e) For operations in the 758–768 MHz and the 788–798 MHz bands, the power of any emission outside the licensee’s frequency band(s) of operation shall be attenuated below the transmitter power (P) within the licensed band(s) of operation, measured in watts, in accordance with the following:

(1) On all frequencies between 769–775 MHz and 799–805 MHz, by a factor not less than 76 + 10 log (P) dB in a 6.25 kHz band segment, for base and fixed stations.

(2) On all frequencies between 769–775 MHz and 799–805 MHz, by a factor not less than 65 + 10 log (P) dB in a 6.25 kHz band segment, for mobile and portable stations.

(3) On any frequency between 775–788 MHz, above 805 MHz, and below 758 MHz, by at least 43 + 10 log (P) dB.

(4) Compliance with the provisions of paragraphs (e)(1) and (2) of this section is based on the use of measurement instrumentation such that the reading taken with any resolution bandwidth setting should be adjusted to indicate spectral energy in a 6.25 kHz segment.

FCC § 96.41(e)

The conducted power of any emission outside the fundamental emission (whether in or outside of the authorized band) shall not exceed -13 dBm/MHz within 0-10 megahertz above the upper SAS-assigned channel edge and within 0-10 megahertz below the lower SAS-assigned channel edge. At all frequencies greater than 10 megahertz above the upper SAS assigned channel edge and less than 10 MHz below the lower SAS assigned channel edge, the conducted power of any emission shall not exceed-25 dBm/MHz.The conducted power of any emissions below 3530 MHz or above 3720 MHz shall not exceed-40 dBm/MHz.

Compliance with the applicable limits is based on the use of measurement instrumentation employing a resolution bandwidth of 100 kHz or greater for frequencies less than 1 GHz and 1 MHz or greater for frequencies greater than1GHz.However, in the 1 MHz bands immediately outside and adjacent to the frequency block a resolutionbandwidth of at least one percent of the emission bandwidth of the fundamental emission of the transmitter may be employed.The emission bandwidth is defined as the width of the signal between two points, one below the carrier center frequency and one above the carrier center frequency, outside of which all emission are attenuated at least26 dB below the transmitter power.

5.6.2 Test Setup

The section 4.4.1 (Diagram 1) test setup description was used for this test. The photo of test setup please refer to ANNEX B.

5.6.3 Test Procedure

The EUT, which is powered by the Battery, is coupled to the Spectrum Analyzer (SA) and the System Simulator (SS) with attenuators through the Power Splitter; the RF load attached to the EUT antenna terminal is 50 Ohm; the path loss as the factor is calibrated to correct the reading.

1.The EUT is coupled to the system simulator and spectrum analyzer; the RF load attached to EUT antenna terminal is 50Ohm; the path loss as the factor is calibrated to correct the reading.

2. Base Station is used to establish communication with the EUT, and its parameters are set to force the EUT transmitting at maximum output power.

3. The RF output of the transmitter is connected to the input of the spectrum analyzer through sufficient attenuation.

4. The center of the spectrum analyzer was set to block edge frequency.

5. Band edge are tested with 1%*cBW (RBW), and sweep point number referred to following formula.

Sweep point number = 2*Span/RBW

VBW=3RBW

6. Record the frequencies and levels of spurious emissions.

For mobile and portable stations, on all frequencies between 763–775 MHz and 793–805 MHz, by a factor not less than 65 + 10 log (P) dB in a 6.25 kHz band segment. Since it was not possible to set the resolution bandwidth to 6.25 kHz with the available equipment, a bandwidth of 10 kHz was used instead to show compliance. By using a 10 kHz bandwidth on the spectrum analyzer.

10*log(10 kHz / 6.25 kHz) = 2.04 dB
Limit Line = -35 dBm + 2.04 dB = -32.96dBm

5.6.4 Test Result

Please refer to ANNEX A.6.

5.7 Field Strength of Spurious Radiation

5.7.1 Limit

FCC § 2.1053 & 22.917(a) & 24.238(a) & 27.53(a) & 27.53(c) & 27.53(f) & 27.53(g) & 27.53(h) & 27.53(l) & 27.53(m) & 27.53(n) & 90.691& 90.543 & 96.41(e)

FCC § 22.917(a) & 24.238(a)

The power of any emission outside of the authorized operating frequency ranges must be attenuated below the transmitting power (P) by a factor of at least 43+10*log(P) dB. This is calculated to be -13 dBm.

FCC § 27.53(a) (4)

For mobile and portable stations operating in the 2305-2315MHz and 2350-2360MHz bands:

(1)By a factor of not less than: 43 + 10 log (P) dB on all frequencies between 2305 and 2320MHz and on all frequencies between 2345 and 2360MHz that are outside the licensed band(s) of operation, not less than 55 + 10 log (P) dB on all frequencies between 2320 and 2324MHz and on all frequencies between 2341 and 2345MHz, not less than 61 + 10 log (P) dB on all frequencies between 2324 and 2328MHz and on all frequencies between 2337 and 2341MHz, and not less than 67 + 10 log (P) dB on all frequencies between 2328 and 2337MHz.

(2)By a factor of not less than 43 + 10 log (P) dB on all frequencies between 2300 and 2305MHz, 55 + 10 log (P) dB on all frequencies between 2296 and 2300MHz, 61 + 10 log (P) dB on all frequencies between 2292 and 2296MHz, 67 + 10 log (P) dB on all frequencies between 2288 and 2292MHz, and 70 + 10 log (P) dB below 2288MHz.

(3)By a factor of not less than 43 + 10 log (P) dB on all frequencies between 2360 and 2365MHz, and not less than 70 + 10 log (P) dB above 2365MHz.

FCC § 27.53(c)

For operations in the 746–758 MHz band and the 776–788 MHz band, the power of any emission outside the licensee's frequency band(s) of operation shall be attenuated below the transmitter power (P) within the licensed band(s) of operation, measured in watts, in accordance with the following:

(1) On any frequency outside the 746–758 MHz band, the power of any emission shall be attenuated outside the

band below the transmitter power (P) by at least 43 + 10 log (P) dB;

(2) On any frequency outside the 776–788 MHz band, the power of any emission shall be attenuated outside the

band below the transmitter power (P) by at least 43 + 10 log (P) dB;

(3) On all frequencies between 763–775 MHz and 793–805 MHz, by a factor not less than 76 + 10 log (P) dB in a 6.25 kHz band segment, for base and fixed stations;

(4) On all frequencies between 763–775 MHz and 793–805 MHz, by a factor not less than 65 + 10 log (P) dB in a 6.25 kHz band segment, for mobile and portable stations;

(5) Compliance with the provisions of paragraphs (c)(1) and (c)(2) of this section is based on the use of

measurement instrumentation employing a resolution bandwidth of 100 kHz or greater.

However, in the 100 kHz bands immediately outside and adjacent to the frequency block, a resolution bandwidth

of at least 30 kHz may be employed;

(6) Compliance with the provisions of paragraphs (c)(3) and (c)(4) of this section is based on the use of measurement instrumentation such that the reading taken with any resolution bandwidth setting should be adjusted to indicate spectral energy in a 6.25 kHz segment.

FCC § 27.53(f)

For operations in the 746–758 MHz, 775–788 MHz, and 805–806 MHz bands, emissions in the band 1559–1610 MHz shall be limited to - 70 dBW/MHz equivalent isotropically radiated power (EIRP) for wideband signals, and -80 dBW EIRP for discrete emissions of less than 700 Hz bandwidth. For the purpose of equipment authorization, a transmitter shall be tested with an antenna that is representative of the type that will be used with the equipment in normal operation.

FCC § 27.53(g)

For operations in the 600MHz band and the 698-746MHz band, the power of any emission outside a licensee's frequency band(s) of operation shall be attenuated below the transmitter power (P) within the licensed band(s) of operation, measured in watts, by at least 43+10*log(P) dB. Compliance with this provision is based on the use of measurement instrumentation employing a resolution bandwidth of 100 kHz bands immediately outside and adjacent to a licensee's frequency block, a resolution bandwidth of at least 30 kHz may be employed.

FCC § 27.53(h) (1)

Except as otherwise specified below, for operations in the 1695-1710 MHz, 1710-1755 MHz, 1755-1780 MHz, 1915-1920 MHz, 1995-2000 MHz, 2000-2020 MHz, 2110-2155 MHz, 2155-2180 MHz, and 2180-2200 bands, the power of any emission outside a licensee's frequency block shall be attenuated below the transmitter power (P) in watts by at least 43 + 10 $\log_{10}$ (P) dB.

FCC § 27.53(l) (2)

For mobile operations in the 3700-3980 MHz band, the conducted power of any emission outside the licensee's authorized bandwidth shall not exceed −13 dBm/MHz.

FCC § 27.53(m) (4)

For mobile digital stations (BRS and EBS stations), the attenuation factor shall be not less than:

• 40+10logP dB (−10 dBm, 100 nW) on all frequencies between the channel edge and 5 MHz from the channel edge.

• 43+10logP dB (−13 dBm, 50 nW) on all frequencies between 5 MHz and X MHz from the channel edge,

• 55+10logP dB (−25 dBm, 3 nW) on all frequencies more than X MHz from the channel edge, where X is the greater of 6 MHz or the actual emission bandwidth (26 dB).

In addition, the attenuation factor shall not be less that 43 + 10 log (P) dB on all frequencies between 2490.5 MHz and 2496 MHz and 55 + 10 log (P) dB at or below 2490.5 MHz. Mobile Satellite Service

licensees operating on frequencies below 2495 MHz may also submit a documented interference complaint against BRS licensees operating on channel BRS Channel 1 on the same terms and conditions as adjacent channel BRS or EBS licensees.

FCC § 27.53(n) (2)

For mobile operations in the 3450-3550 MHz band, the conducted power of any emission outside the licensee's authorized bandwidth shall not exceed −13 dBm/MHz.

FCC § 90.691

(a) Out-of-band emission requirement shall apply only to the “outer” channels included in an EA license and to spectrum adjacent to interior channels used by incumbent licensees. The emission limits are as follows:

(1) For any frequency removed from the EA licensee's frequency block by up to and including 37.5 kHz, the power of any emission shall be attenuated below the transmitter power (P) in watts by at least 116 $Log_{10}(f/6.1)$ decibels or 50 + 10 $Log_{10}(P)$ decibels or 80 decibels, whichever is the lesser attenuation, where f is the frequency removed from the center of the outer channel in the block in kilohertz and where f is greater than 12.5 kHz.

(2) For any frequency removed from the EA licensee's frequency block greater than 37.5 kHz, the power of any emission shall be attenuated below the transmitter power (P) in watts by at least 43 + $10Log_{10}(P)$ decibels or 80 decibels, whichever is the lesser attenuation, where f is the frequency removed from the center of the outer channel in the block in kilohertz and where f is greater than 37.5 kHz.

(b) When an emission outside of the authorized bandwidth causes harmful interference, the Commission may, at its discretion, require greater attenuation than specified in this section.

FCC § 90.543

(e) For operations in the 758–768 MHz and the 788–798 MHz bands, the power of any emission outside the licensee’s frequency band(s) of operation shall be attenuated below the transmitter power (P) within the licensed band(s) of operation, measured in watts, in accordance with the following:

(1) On all frequencies between 769–775 MHz and 799–805 MHz, by a factor not less than 76 + 10 log (P) dB in a 6.25 kHz band segment, for base and fixed stations.

(2) On all frequencies between 769–775 MHz and 799–805 MHz, by a factor not less than 65 + 10 log (P) dB in a 6.25 kHz band segment, for mobile and portable stations.

(3) On any frequency between 775–788 MHz, above 805 MHz, and below 758 MHz, by at least 43 + 10 log (P) dB.

(4) Compliance with the provisions of paragraphs (e)(1) and (2) of this section is based on the use of measurement instrumentation such that the reading taken with any resolution bandwidth setting should be adjusted to indicate spectral energy in a 6.25 kHz segment.

(f) For operations in the 758–775 MHz and 788–805 MHz bands, all emissions including harmonics in the band 1559– 1610 MHz shall be limited to -70 dBW/ MHz equivalent isotropically radiated power (EIRP) for

wideband signals, and -80 dBW EIRP for discrete emissions of less than 700 Hz bandwidth. For the purpose of equipment authorization, a transmitter shall be tested with an antenna that is representative of the type that will be used with the equipment in normal operation.

FCC § 96.41(e)

The conducted power of any emission outside the fundamental emission (whether in or outside of the authorized band) shall not exceed -13 dBm/MHz within 0-10 megahertz above the upper SAS-assigned channel edge and within 0-10 megahertz below the lower SAS-assigned channel edge. At all frequencies greater than 10 megahertz above the upper SAS assigned channel edge and less than 10 MHz below the lower SAS assigned channel edge, the conducted power of any emission shall not exceed-25 dBm/MHz.The conducted power of any emissions below 3530 MHz or above 3720 MHz shall not exceed-40 dBm/MHz.

Compliance with the applicable limits is based on the use of measurement instrumentation employing a resolution bandwidth of 100 kHz or greater for frequencies less than 1 GHz and 1 MHz or greater for frequencies greater than1GHz.However, in the 1 MHz bands immediately outside and adjacent to the frequency block a resolutionbandwidth of at least one percent of the emission bandwidth of the fundamental emission of the transmitter may be employed.The emission bandwidth is defined as the width of the signal between two points, one below the carrier center frequency and one above the carrier center frequency, outside of which all emission are attenuated at least26 dB below the transmitter power.

5.7.2 Test Setup

The section 4.4.3 and 4.4.4 (Diagram 3, 4) test setup description was used for this test. The photo of test setup please refer to ANNEX B.

5.7.3 Test Procedure

1. On a test site, the EUT shall be placed at 80cm height on a turn table, and in the position close to normal use as declared by the applicant.

2. The test antenna shall be oriented initially for vertical polarization located 3 m from EUT to correspond to the fundamental frequency of the transmitter.

3. The output of the test antenna shall be connected to the measuring receiver and the peak detector is used for the measurement.

4. During the measurement of the EUT, the resolution bandwidth was to 1 MHz and the average bandwidth

was set to 1 MHz.

5. The transmitter shall be switched on; the measuring receiver shall be tuned to the frequency of the

transmitter under test.

6. The test antenna shall be raised and lowered through the specified range of height until the maximum

signal level is detected by the measuring receiver.

7. The transmitter shall be rotated through 360° in the horizontal plane, until the maximum signal level is detected by the measuring receiver.

8. The test antenna shall be raised and lowered again through the specified range of height until the maximum signal level is detected by the measuring receiver.

9. The maximum signal level detected by the measuring receiver shall be noted.

10. The EUT was replaced by half-wave dipole (824 ~ 849 MHz) or horn antenna (1 850 ~ 1 910 MHz) connected to a signal generator.

11. In necessary, the input attenuator setting on the measuring receiver shall be adjusted in order to increase

the sensitivity of the measuring receiver.

12. The test antenna shall be raised and lowered through the specified range of height to ensure that the maximum signal is received.

13. The input signal to the substitution antenna shall be adjusted to the level that produces a level detected by the measuring received, which is equal to the level noted while the transmitter radiated power was measured, corrected for the change of input attenuator setting of the measuring receiver.

14. The input level to the substitution antenna shall be recorded as power level in dBm, corrected for any change of input attenuator setting of the measuring receiver.

15. The measurement shall be repeated with the test antenna and the substitution antenna orientated for horizontal polarization.

Final measurement calculation as below:

The relevant equation for determining the ERP/EIRP from the radiated RF output power is:

ERP/EIRP (dBm) = SA Read Value (dBm) + Correction Factor (dB)

where:
ERP/EIRP = effective or equivalent radiated power, in dBm;
SA Read Value = measured transmitter power received by EMI receiver or spectrum analyzer, in dBm;
Correction Factor = total correction factor including cable loss, in dB;

During the test, the data of Correction Factor (dB) is added in the EMI receiver or spectrum analyzer, so SA Read Value (dBm) is the final values which contains the data of Correction Factor (dB).

For example:

In the ERP test, when SA read value for GSM850 is 21dBm, and correction factor is 8dB, then final ERP value for GSM850 is:

ERP (dBm) = 21dBm + 8dB = 29dBm

5.7.4 Test Result

Please refer to ANNEX A.7.

ANNEX A TEST RESULTS

A.1 Transmitter Radiated Power (EIRP/ERP)

LTE Mode Test Data

Band	Bandwidth	Modulation	Channel	RB Configuration	Result (dBm)	Gain (dBi)	EIRP/ERP (dBm)	Limit (dBm)	Verdict
Band2	1.4MHz	QPSK	18607	1RB#0	23.62	-1.55	22.07	33	Pass
Band2	1.4MHz	QPSK	18607	6RB#0	22.58	-1.55	21.03	33	Pass
Band2	1.4MHz	QPSK	18607	1RB#2	23.43	-1.55	21.88	33	Pass
Band2	1.4MHz	QPSK	18607	1RB#5	23.51	-1.55	21.96	33	Pass
Band2	1.4MHz	QPSK	18900	1RB#0	23.22	-1.55	21.67	33	Pass
Band2	1.4MHz	QPSK	18900	6RB#0	22.68	-1.55	21.13	33	Pass
Band2	1.4MHz	QPSK	18900	1RB#2	23.47	-1.55	21.92	33	Pass
Band2	1.4MHz	QPSK	18900	1RB#5	23.16	-1.55	21.61	33	Pass
Band2	1.4MHz	QPSK	19193	1RB#0	23.17	-1.55	21.62	33	Pass
Band2	1.4MHz	QPSK	19193	6RB#0	22.62	-1.55	21.07	33	Pass
Band2	1.4MHz	QPSK	19193	1RB#2	23.46	-1.55	21.91	33	Pass
Band2	1.4MHz	QPSK	19193	1RB#5	23.12	-1.55	21.57	33	Pass
Band2	1.4MHz	16QAM	18607	1RB#0	22.58	-1.55	21.03	33	Pass
Band2	1.4MHz	16QAM	18607	6RB#0	21.5	-1.55	19.95	33	Pass
Band2	1.4MHz	16QAM	18607	1RB#2	22.61	-1.55	21.06	33	Pass
Band2	1.4MHz	16QAM	18607	1RB#5	22.58	-1.55	21.03	33	Pass
Band2	1.4MHz	16QAM	18900	1RB#0	22.61	-1.55	21.06	33	Pass
Band2	1.4MHz	16QAM	18900	6RB#0	21.76	-1.55	20.21	33	Pass
Band2	1.4MHz	16QAM	18900	1RB#2	22.94	-1.55	21.39	33	Pass
Band2	1.4MHz	16QAM	18900	1RB#5	22.68	-1.55	21.13	33	Pass
Band2	1.4MHz	16QAM	19193	1RB#0	22.7	-1.55	21.15	33	Pass
Band2	1.4MHz	16QAM	19193	6RB#0	21.36	-1.55	19.81	33	Pass
Band2	1.4MHz	16QAM	19193	1RB#2	22.8	-1.55	21.25	33	Pass
Band2	1.4MHz	16QAM	19193	1RB#5	22.38	-1.55	20.83	33	Pass
Band2	3MHz	QPSK	18615	1RB#0	23.2	-1.55	21.65	33	Pass
Band2	3MHz	QPSK	18615	15RB#0	22.76	-1.55	21.21	33	Pass
Band2	3MHz	QPSK	18615	1RB#8	23.4	-1.55	21.85	33	Pass
Band2	3MHz	QPSK	18615	1RB#14	23.27	-1.55	21.72	33	Pass
Band2	3MHz	QPSK	18900	1RB#0	23.24	-1.55	21.69	33	Pass
Band2	3MHz	QPSK	18900	15RB#0	22.88	-1.55	21.33	33	Pass
Band2	3MHz	QPSK	18900	1RB#8	23.44	-1.55	21.89	33	Pass
Band2	3MHz	QPSK	18900	1RB#14	23.5	-1.55	21.95	33	Pass
Band2	3MHz	QPSK	19185	1RB#0	23.42	-1.55	21.87	33	Pass
Band2	3MHz	QPSK	19185	15RB#0	22.73	-1.55	21.18	33	Pass
Band2	3MHz	QPSK	19185	1RB#8	23.58	-1.55	22.03	33	Pass
Band2	3MHz	QPSK	19185	1RB#14	23.69	-1.55	22.14	33	Pass

Band2	3MHz	16QAM	18615	1RB#0	22.61	-1.55	21.06	33	Pass
Band2	3MHz	16QAM	18615	15RB#0	21.65	-1.55	20.1	33	Pass
Band2	3MHz	16QAM	18615	1RB#8	22.74	-1.55	21.19	33	Pass
Band2	3MHz	16QAM	18615	1RB#14	22.59	-1.55	21.04	33	Pass
Band2	3MHz	16QAM	18900	1RB#0	22.76	-1.55	21.21	33	Pass
Band2	3MHz	16QAM	18900	15RB#0	21.78	-1.55	20.23	33	Pass
Band2	3MHz	16QAM	18900	1RB#8	22.83	-1.55	21.28	33	Pass
Band2	3MHz	16QAM	18900	1RB#14	23.22	-1.55	21.67	33	Pass
Band2	3MHz	16QAM	19185	1RB#0	22.76	-1.55	21.21	33	Pass
Band2	3MHz	16QAM	19185	15RB#0	21.73	-1.55	20.18	33	Pass
Band2	3MHz	16QAM	19185	1RB#8	22.86	-1.55	21.31	33	Pass
Band2	3MHz	16QAM	19185	1RB#14	22.23	-1.55	20.68	33	Pass
Band2	5MHz	QPSK	18625	1RB#0	23.49	-1.55	21.94	33	Pass
Band2	5MHz	QPSK	18625	25RB#0	22.8	-1.55	21.25	33	Pass
Band2	5MHz	QPSK	18625	1RB#12	23.57	-1.55	22.02	33	Pass
Band2	5MHz	QPSK	18625	1RB#24	23.04	-1.55	21.49	33	Pass
Band2	5MHz	QPSK	18900	1RB#0	23.21	-1.55	21.66	33	Pass
Band2	5MHz	QPSK	18900	25RB#0	22.86	-1.55	21.31	33	Pass
Band2	5MHz	QPSK	18900	1RB#12	23.35	-1.55	21.8	33	Pass
Band2	5MHz	QPSK	18900	1RB#24	23.27	-1.55	21.72	33	Pass
Band2	5MHz	QPSK	19175	1RB#0	23.1	-1.55	21.55	33	Pass
Band2	5MHz	QPSK	19175	25RB#0	22.74	-1.55	21.19	33	Pass
Band2	5MHz	QPSK	19175	1RB#12	23.41	-1.55	21.86	33	Pass
Band2	5MHz	QPSK	19175	1RB#24	23.15	-1.55	21.6	33	Pass
Band2	5MHz	16QAM	18625	1RB#0	22.84	-1.55	21.29	33	Pass
Band2	5MHz	16QAM	18625	25RB#0	21.77	-1.55	20.22	33	Pass
Band2	5MHz	16QAM	18625	1RB#12	22.7	-1.55	21.15	33	Pass
Band2	5MHz	16QAM	18625	1RB#24	22.63	-1.55	21.08	33	Pass
Band2	5MHz	16QAM	18900	1RB#0	22.76	-1.55	21.21	33	Pass
Band2	5MHz	16QAM	18900	25RB#0	21.94	-1.55	20.39	33	Pass
Band2	5MHz	16QAM	18900	1RB#12	22.8	-1.55	21.25	33	Pass
Band2	5MHz	16QAM	18900	1RB#24	22.83	-1.55	21.28	33	Pass
Band2	5MHz	16QAM	19175	1RB#0	22.63	-1.55	21.08	33	Pass
Band2	5MHz	16QAM	19175	25RB#0	21.59	-1.55	20.04	33	Pass
Band2	5MHz	16QAM	19175	1RB#12	22.65	-1.55	21.1	33	Pass
Band2	5MHz	16QAM	19175	1RB#24	22.28	-1.55	20.73	33	Pass
Band2	10MHz	QPSK	18650	1RB#0	23	-1.55	21.45	33	Pass
Band2	10MHz	QPSK	18650	50RB#0	22.81	-1.55	21.26	33	Pass
Band2	10MHz	QPSK	18650	1RB#24	23.19	-1.55	21.64	33	Pass
Band2	10MHz	QPSK	18650	1RB#49	23.15	-1.55	21.6	33	Pass
Band2	10MHz	QPSK	18900	1RB#0	23.26	-1.55	21.71	33	Pass
Band2	10MHz	QPSK	18900	50RB#0	22.83	-1.55	21.28	33	Pass
Band2	10MHz	QPSK	18900	1RB#24	23.45	-1.55	21.9	33	Pass

Band2	10MHz	QPSK	18900	1RB#49	23.19	-1.55	21.64	33	Pass
Band2	10MHz	QPSK	19150	1RB#0	23.47	-1.55	21.92	33	Pass
Band2	10MHz	QPSK	19150	50RB#0	22.79	-1.55	21.24	33	Pass
Band2	10MHz	QPSK	19150	1RB#24	23.51	-1.55	21.96	33	Pass
Band2	10MHz	QPSK	19150	1RB#49	23.66	-1.55	22.11	33	Pass
Band2	10MHz	16QAM	18650	1RB#0	22.72	-1.55	21.17	33	Pass
Band2	10MHz	16QAM	18650	50RB#0	21.86	-1.55	20.31	33	Pass
Band2	10MHz	16QAM	18650	1RB#24	23.07	-1.55	21.52	33	Pass
Band2	10MHz	16QAM	18650	1RB#49	22.88	-1.55	21.33	33	Pass
Band2	10MHz	16QAM	18900	1RB#0	22.88	-1.55	21.33	33	Pass
Band2	10MHz	16QAM	18900	50RB#0	21.88	-1.55	20.33	33	Pass
Band2	10MHz	16QAM	18900	1RB#24	23.18	-1.55	21.63	33	Pass
Band2	10MHz	16QAM	18900	1RB#49	22.64	-1.55	21.09	33	Pass
Band2	10MHz	16QAM	19150	1RB#0	22.45	-1.55	20.9	33	Pass
Band2	10MHz	16QAM	19150	50RB#0	21.67	-1.55	20.12	33	Pass
Band2	10MHz	16QAM	19150	1RB#24	22.98	-1.55	21.43	33	Pass
Band2	10MHz	16QAM	19150	1RB#49	22.9	-1.55	21.35	33	Pass
Band2	15MHz	QPSK	18675	1RB#0	23.15	-1.55	21.6	33	Pass
Band2	15MHz	QPSK	18675	75RB#0	22.64	-1.55	21.09	33	Pass
Band2	15MHz	QPSK	18675	1RB#38	23.27	-1.55	21.72	33	Pass
Band2	15MHz	QPSK	18675	1RB#74	23.19	-1.55	21.64	33	Pass
Band2	15MHz	QPSK	18900	1RB#0	23.29	-1.55	21.74	33	Pass
Band2	15MHz	QPSK	18900	75RB#0	22.76	-1.55	21.21	33	Pass
Band2	15MHz	QPSK	18900	1RB#38	23.4	-1.55	21.85	33	Pass
Band2	15MHz	QPSK	18900	1RB#74	23.5	-1.55	21.95	33	Pass
Band2	15MHz	QPSK	19125	1RB#0	23.24	-1.55	21.69	33	Pass
Band2	15MHz	QPSK	19125	75RB#0	22.76	-1.55	21.21	33	Pass
Band2	15MHz	QPSK	19125	1RB#38	23.11	-1.55	21.56	33	Pass
Band2	15MHz	QPSK	19125	1RB#74	23.16	-1.55	21.61	33	Pass
Band2	15MHz	16QAM	18675	1RB#0	22.74	-1.55	21.19	33	Pass
Band2	15MHz	16QAM	18675	75RB#0	21.68	-1.55	20.13	33	Pass
Band2	15MHz	16QAM	18675	1RB#38	22.9	-1.55	21.35	33	Pass
Band2	15MHz	16QAM	18675	1RB#74	22.63	-1.55	21.08	33	Pass
Band2	15MHz	16QAM	18900	1RB#0	22.84	-1.55	21.29	33	Pass
Band2	15MHz	16QAM	18900	75RB#0	21.68	-1.55	20.13	33	Pass
Band2	15MHz	16QAM	18900	1RB#38	22.84	-1.55	21.29	33	Pass
Band2	15MHz	16QAM	18900	1RB#74	22.64	-1.55	21.09	33	Pass
Band2	15MHz	16QAM	19125	1RB#0	22.43	-1.55	20.88	33	Pass
Band2	15MHz	16QAM	19125	75RB#0	21.64	-1.55	20.09	33	Pass
Band2	15MHz	16QAM	19125	1RB#38	22.62	-1.55	21.07	33	Pass
Band2	15MHz	16QAM	19125	1RB#74	22.68	-1.55	21.13	33	Pass
Band2	20MHz	QPSK	18700	1RB#0	23.36	-1.55	21.81	33	Pass
Band2	20MHz	QPSK	18700	100RB#0	22.77	-1.55	21.22	33	Pass

Band2	20MHz	QPSK	18700	1RB#49	23.68	-1.55	22.13	33	Pass
Band2	20MHz	QPSK	18700	1RB#99	23.3	-1.55	21.75	33	Pass
Band2	20MHz	QPSK	18900	1RB#0	23.44	-1.55	21.89	33	Pass
Band2	20MHz	QPSK	18900	100RB#0	22.82	-1.55	21.27	33	Pass
Band2	20MHz	QPSK	18900	1RB#49	23.79	-1.55	22.24	33	Pass
Band2	20MHz	QPSK	18900	1RB#99	23.38	-1.55	21.83	33	Pass
Band2	20MHz	QPSK	19100	1RB#0	23.88	-1.55	22.33	33	Pass
Band2	20MHz	QPSK	19100	100RB#0	22.86	-1.55	21.31	33	Pass
Band2	20MHz	QPSK	19100	1RB#49	23.72	-1.55	22.17	33	Pass
Band2	20MHz	QPSK	19100	1RB#99	23.74	-1.55	22.19	33	Pass
Band2	20MHz	16QAM	18700	1RB#0	22.49	-1.55	20.94	33	Pass
Band2	20MHz	16QAM	18700	100RB#0	21.59	-1.55	20.04	33	Pass
Band2	20MHz	16QAM	18700	1RB#49	23.26	-1.55	21.71	33	Pass
Band2	20MHz	16QAM	18700	1RB#99	22.6	-1.55	21.05	33	Pass
Band2	20MHz	16QAM	18900	1RB#0	22.76	-1.55	21.21	33	Pass
Band2	20MHz	16QAM	18900	100RB#0	21.87	-1.55	20.32	33	Pass
Band2	20MHz	16QAM	18900	1RB#49	23.36	-1.55	21.81	33	Pass
Band2	20MHz	16QAM	18900	1RB#99	23.29	-1.55	21.74	33	Pass
Band2	20MHz	16QAM	19100	1RB#0	23.58	-1.55	22.03	33	Pass
Band2	20MHz	16QAM	19100	100RB#0	21.82	-1.55	20.27	33	Pass
Band2	20MHz	16QAM	19100	1RB#49	23.61	-1.55	22.06	33	Pass
Band2	20MHz	16QAM	19100	1RB#99	23.3	-1.55	21.75	33	Pass

Band	Bandwidth	Modulation	Channel	RB Configuration	Result (dBm)	Gain (dBi)	EIRP/ERP (dBm)	Limit (dBm)	Verdict
Band4	1.4MHz	QPSK	19957	1RB#0	22.98	-0.51	22.47	30	Pass
Band4	1.4MHz	QPSK	19957	6RB#0	22.29	-0.51	21.78	30	Pass
Band4	1.4MHz	QPSK	19957	1RB#2	23.08	-0.51	22.57	30	Pass
Band4	1.4MHz	QPSK	19957	1RB#5	23.12	-0.51	22.61	30	Pass
Band4	1.4MHz	QPSK	20175	1RB#0	22.86	-0.51	22.35	30	Pass
Band4	1.4MHz	QPSK	20175	6RB#0	22.3	-0.51	21.79	30	Pass
Band4	1.4MHz	QPSK	20175	1RB#2	23.24	-0.51	22.73	30	Pass
Band4	1.4MHz	QPSK	20175	1RB#5	22.83	-0.51	22.32	30	Pass
Band4	1.4MHz	QPSK	20393	1RB#0	22.97	-0.51	22.46	30	Pass
Band4	1.4MHz	QPSK	20393	6RB#0	22.21	-0.51	21.7	30	Pass
Band4	1.4MHz	QPSK	20393	1RB#2	22.78	-0.51	22.27	30	Pass
Band4	1.4MHz	QPSK	20393	1RB#5	22.95	-0.51	22.44	30	Pass
Band4	1.4MHz	16QAM	19957	1RB#0	22.26	-0.51	21.75	30	Pass
Band4	1.4MHz	16QAM	19957	6RB#0	21.1	-0.51	20.59	30	Pass
Band4	1.4MHz	16QAM	19957	1RB#2	22.45	-0.51	21.94	30	Pass
Band4	1.4MHz	16QAM	19957	1RB#5	22.28	-0.51	21.77	30	Pass
Band4	1.4MHz	16QAM	20175	1RB#0	22.8	-0.51	22.29	30	Pass
Band4	1.4MHz	16QAM	20175	6RB#0	21.38	-0.51	20.87	30	Pass
Band4	1.4MHz	16QAM	20175	1RB#2	22.74	-0.51	22.23	30	Pass
Band4	1.4MHz	16QAM	20175	1RB#5	22.65	-0.51	22.14	30	Pass
Band4	1.4MHz	16QAM	20393	1RB#0	22.18	-0.51	21.67	30	Pass
Band4	1.4MHz	16QAM	20393	6RB#0	21.17	-0.51	20.66	30	Pass
Band4	1.4MHz	16QAM	20393	1RB#2	22.38	-0.51	21.87	30	Pass
Band4	1.4MHz	16QAM	20393	1RB#5	22.25	-0.51	21.74	30	Pass
Band4	3MHz	QPSK	19965	1RB#0	22.96	-0.51	22.45	30	Pass
Band4	3MHz	QPSK	19965	15RB#0	22.38	-0.51	21.87	30	Pass
Band4	3MHz	QPSK	19965	1RB#8	22.96	-0.51	22.45	30	Pass
Band4	3MHz	QPSK	19965	1RB#14	22.89	-0.51	22.38	30	Pass
Band4	3MHz	QPSK	20175	1RB#0	22.92	-0.51	22.41	30	Pass
Band4	3MHz	QPSK	20175	15RB#0	22.35	-0.51	21.84	30	Pass
Band4	3MHz	QPSK	20175	1RB#8	23.17	-0.51	22.66	30	Pass
Band4	3MHz	QPSK	20175	1RB#14	22.94	-0.51	22.43	30	Pass
Band4	3MHz	QPSK	20385	1RB#0	22.5	-0.51	21.99	30	Pass
Band4	3MHz	QPSK	20385	15RB#0	22.27	-0.51	21.76	30	Pass
Band4	3MHz	QPSK	20385	1RB#8	22.77	-0.51	22.26	30	Pass
Band4	3MHz	QPSK	20385	1RB#14	22.85	-0.51	22.34	30	Pass
Band4	3MHz	16QAM	19965	1RB#0	22.24	-0.51	21.73	30	Pass
Band4	3MHz	16QAM	19965	15RB#0	21.35	-0.51	20.84	30	Pass
Band4	3MHz	16QAM	19965	1RB#8	22.18	-0.51	21.67	30	Pass
Band4	3MHz	16QAM	19965	1RB#14	22.2	-0.51	21.69	30	Pass

Band4	3MHz	16QAM	20175	1RB#0	22.22	-0.51	21.71	30	Pass
Band4	3MHz	16QAM	20175	15RB#0	21.33	-0.51	20.82	30	Pass
Band4	3MHz	16QAM	20175	1RB#8	22.57	-0.51	22.06	30	Pass
Band4	3MHz	16QAM	20175	1RB#14	22.12	-0.51	21.61	30	Pass
Band4	3MHz	16QAM	20385	1RB#0	22.02	-0.51	21.51	30	Pass
Band4	3MHz	16QAM	20385	15RB#0	20.98	-0.51	20.47	30	Pass
Band4	3MHz	16QAM	20385	1RB#8	22.05	-0.51	21.54	30	Pass
Band4	3MHz	16QAM	20385	1RB#14	22.38	-0.51	21.87	30	Pass
Band4	5MHz	QPSK	19975	1RB#0	22.9	-0.51	22.39	30	Pass
Band4	5MHz	QPSK	19975	25RB#0	22.33	-0.51	21.82	30	Pass
Band4	5MHz	QPSK	19975	1RB#12	23.25	-0.51	22.74	30	Pass
Band4	5MHz	QPSK	19975	1RB#24	22.86	-0.51	22.35	30	Pass
Band4	5MHz	QPSK	20175	1RB#0	23	-0.51	22.49	30	Pass
Band4	5MHz	QPSK	20175	25RB#0	22.31	-0.51	21.8	30	Pass
Band4	5MHz	QPSK	20175	1RB#12	23.14	-0.51	22.63	30	Pass
Band4	5MHz	QPSK	20175	1RB#24	22.94	-0.51	22.43	30	Pass
Band4	5MHz	QPSK	20375	1RB#0	22.71	-0.51	22.2	30	Pass
Band4	5MHz	QPSK	20375	25RB#0	22.28	-0.51	21.77	30	Pass
Band4	5MHz	QPSK	20375	1RB#12	23.17	-0.51	22.66	30	Pass
Band4	5MHz	QPSK	20375	1RB#24	23	-0.51	22.49	30	Pass
Band4	5MHz	16QAM	19975	1RB#0	22.3	-0.51	21.79	30	Pass
Band4	5MHz	16QAM	19975	25RB#0	21.39	-0.51	20.88	30	Pass
Band4	5MHz	16QAM	19975	1RB#12	22.36	-0.51	21.85	30	Pass
Band4	5MHz	16QAM	19975	1RB#24	22.23	-0.51	21.72	30	Pass
Band4	5MHz	16QAM	20175	1RB#0	22.23	-0.51	21.72	30	Pass
Band4	5MHz	16QAM	20175	25RB#0	21.36	-0.51	20.85	30	Pass
Band4	5MHz	16QAM	20175	1RB#12	22.29	-0.51	21.78	30	Pass
Band4	5MHz	16QAM	20175	1RB#24	22.17	-0.51	21.66	30	Pass
Band4	5MHz	16QAM	20375	1RB#0	22.23	-0.51	21.72	30	Pass
Band4	5MHz	16QAM	20375	25RB#0	21.35	-0.51	20.84	30	Pass
Band4	5MHz	16QAM	20375	1RB#12	22.33	-0.51	21.82	30	Pass
Band4	5MHz	16QAM	20375	1RB#24	22.4	-0.51	21.89	30	Pass
Band4	10MHz	QPSK	20000	1RB#0	22.82	-0.51	22.31	30	Pass
Band4	10MHz	QPSK	20000	50RB#0	22.29	-0.51	21.78	30	Pass
Band4	10MHz	QPSK	20000	1RB#24	22.73	-0.51	22.22	30	Pass
Band4	10MHz	QPSK	20000	1RB#49	22.79	-0.51	22.28	30	Pass
Band4	10MHz	QPSK	20175	1RB#0	23.01	-0.51	22.5	30	Pass
Band4	10MHz	QPSK	20175	50RB#0	22.3	-0.51	21.79	30	Pass
Band4	10MHz	QPSK	20175	1RB#24	23.28	-0.51	22.77	30	Pass
Band4	10MHz	QPSK	20175	1RB#49	22.71	-0.51	22.2	30	Pass
Band4	10MHz	QPSK	20350	1RB#0	23.02	-0.51	22.51	30	Pass
Band4	10MHz	QPSK	20350	50RB#0	22.43	-0.51	21.92	30	Pass
Band4	10MHz	QPSK	20350	1RB#24	22.96	-0.51	22.45	30	Pass

Band4	10MHz	QPSK	20350	1RB#49	23.22	-0.51	22.71	30	Pass
Band4	10MHz	16QAM	20000	1RB#0	22.49	-0.51	21.98	30	Pass
Band4	10MHz	16QAM	20000	50RB#0	21.23	-0.51	20.72	30	Pass
Band4	10MHz	16QAM	20000	1RB#24	22.64	-0.51	22.13	30	Pass
Band4	10MHz	16QAM	20000	1RB#49	22.12	-0.51	21.61	30	Pass
Band4	10MHz	16QAM	20175	1RB#0	22.06	-0.51	21.55	30	Pass
Band4	10MHz	16QAM	20175	50RB#0	21.37	-0.51	20.86	30	Pass
Band4	10MHz	16QAM	20175	1RB#24	22.57	-0.51	22.06	30	Pass
Band4	10MHz	16QAM	20175	1RB#49	22.29	-0.51	21.78	30	Pass
Band4	10MHz	16QAM	20350	1RB#0	22.81	-0.51	22.3	30	Pass
Band4	10MHz	16QAM	20350	50RB#0	21.4	-0.51	20.89	30	Pass
Band4	10MHz	16QAM	20350	1RB#24	23.06	-0.51	22.55	30	Pass
Band4	10MHz	16QAM	20350	1RB#49	22.73	-0.51	22.22	30	Pass
Band4	15MHz	QPSK	20025	1RB#0	23	-0.51	22.49	30	Pass
Band4	15MHz	QPSK	20025	75RB#0	22.25	-0.51	21.74	30	Pass
Band4	15MHz	QPSK	20025	1RB#38	22.61	-0.51	22.1	30	Pass
Band4	15MHz	QPSK	20025	1RB#74	22.99	-0.51	22.48	30	Pass
Band4	15MHz	QPSK	20175	1RB#0	22.84	-0.51	22.33	30	Pass
Band4	15MHz	QPSK	20175	75RB#0	22.35	-0.51	21.84	30	Pass
Band4	15MHz	QPSK	20175	1RB#38	22.75	-0.51	22.24	30	Pass
Band4	15MHz	QPSK	20175	1RB#74	22.86	-0.51	22.35	30	Pass
Band4	15MHz	QPSK	20325	1RB#0	23.12	-0.51	22.61	30	Pass
Band4	15MHz	QPSK	20325	75RB#0	22.34	-0.51	21.83	30	Pass
Band4	15MHz	QPSK	20325	1RB#38	23.33	-0.51	22.82	30	Pass
Band4	15MHz	QPSK	20325	1RB#74	22.95	-0.51	22.44	30	Pass
Band4	15MHz	16QAM	20025	1RB#0	22.57	-0.51	22.06	30	Pass
Band4	15MHz	16QAM	20025	75RB#0	21.19	-0.51	20.68	30	Pass
Band4	15MHz	16QAM	20025	1RB#38	22.21	-0.51	21.7	30	Pass
Band4	15MHz	16QAM	20025	1RB#74	22.23	-0.51	21.72	30	Pass
Band4	15MHz	16QAM	20175	1RB#0	22.37	-0.51	21.86	30	Pass
Band4	15MHz	16QAM	20175	75RB#0	21.43	-0.51	20.92	30	Pass
Band4	15MHz	16QAM	20175	1RB#38	22.06	-0.51	21.55	30	Pass
Band4	15MHz	16QAM	20175	1RB#74	22.5	-0.51	21.99	30	Pass
Band4	15MHz	16QAM	20325	1RB#0	23.1	-0.51	22.59	30	Pass
Band4	15MHz	16QAM	20325	75RB#0	21.43	-0.51	20.92	30	Pass
Band4	15MHz	16QAM	20325	1RB#38	23.11	-0.51	22.6	30	Pass
Band4	15MHz	16QAM	20325	1RB#74	22.8	-0.51	22.29	30	Pass
Band4	20MHz	QPSK	20050	1RB#0	22.94	-0.51	22.43	30	Pass
Band4	20MHz	QPSK	20050	100RB#0	22.27	-0.51	21.76	30	Pass
Band4	20MHz	QPSK	20050	1RB#49	23.1	-0.51	22.59	30	Pass
Band4	20MHz	QPSK	20050	1RB#99	23.27	-0.51	22.76	30	Pass
Band4	20MHz	QPSK	20175	1RB#0	22.83	-0.51	22.32	30	Pass
Band4	20MHz	QPSK	20175	100RB#0	22.32	-0.51	21.81	30	Pass

Band4	20MHz	QPSK	20175	1RB#49	23.37	-0.51	22.86	30	Pass
Band4	20MHz	QPSK	20175	1RB#99	23.01	-0.51	22.5	30	Pass
Band4	20MHz	QPSK	20300	1RB#0	23.12	-0.51	22.61	30	Pass
Band4	20MHz	QPSK	20300	100RB#0	22.42	-0.51	21.91	30	Pass
Band4	20MHz	QPSK	20300	1RB#49	23.36	-0.51	22.85	30	Pass
Band4	20MHz	QPSK	20300	1RB#99	22.98	-0.51	22.47	30	Pass
Band4	20MHz	16QAM	20050	1RB#0	22.26	-0.51	21.75	30	Pass
Band4	20MHz	16QAM	20050	100RB#0	21.39	-0.51	20.88	30	Pass
Band4	20MHz	16QAM	20050	1RB#49	22.6	-0.51	22.09	30	Pass
Band4	20MHz	16QAM	20050	1RB#99	22.26	-0.51	21.75	30	Pass
Band4	20MHz	16QAM	20175	1RB#0	22.96	-0.51	22.45	30	Pass
Band4	20MHz	16QAM	20175	100RB#0	21.37	-0.51	20.86	30	Pass
Band4	20MHz	16QAM	20175	1RB#49	23.23	-0.51	22.72	30	Pass
Band4	20MHz	16QAM	20175	1RB#99	23.13	-0.51	22.62	30	Pass
Band4	20MHz	16QAM	20300	1RB#0	22.47	-0.51	21.96	30	Pass
Band4	20MHz	16QAM	20300	100RB#0	21.4	-0.51	20.89	30	Pass
Band4	20MHz	16QAM	20300	1RB#49	23.03	-0.51	22.52	30	Pass
Band4	20MHz	16QAM	20300	1RB#99	22.27	-0.51	21.76	30	Pass

Band	Bandwidth	Modulation	Channel	RB Configuration	Result (dBm)	Gain (dBi)	EIRP/ERP (dBm)	Limit (dBm)	Verdict
Band5	1.4MHz	QPSK	20407	1RB#0	23.1	0.69	21.64	38.45	Pass
Band5	1.4MHz	QPSK	20407	6RB#0	22.22	0.69	20.76	38.45	Pass
Band5	1.4MHz	QPSK	20407	1RB#2	22.96	0.69	21.5	38.45	Pass
Band5	1.4MHz	QPSK	20407	1RB#5	23.05	0.69	21.59	38.45	Pass
Band5	1.4MHz	QPSK	20525	1RB#0	23.07	0.69	21.61	38.45	Pass
Band5	1.4MHz	QPSK	20525	6RB#0	22.55	0.69	21.09	38.45	Pass
Band5	1.4MHz	QPSK	20525	1RB#2	23.26	0.69	21.8	38.45	Pass
Band5	1.4MHz	QPSK	20525	1RB#5	23.14	0.69	21.68	38.45	Pass
Band5	1.4MHz	QPSK	20643	1RB#0	22.95	0.69	21.49	38.45	Pass
Band5	1.4MHz	QPSK	20643	6RB#0	22.42	0.69	20.96	38.45	Pass
Band5	1.4MHz	QPSK	20643	1RB#2	23.27	0.69	21.81	38.45	Pass
Band5	1.4MHz	QPSK	20643	1RB#5	23.17	0.69	21.71	38.45	Pass
Band5	1.4MHz	16QAM	20407	1RB#0	22.27	0.69	20.81	38.45	Pass
Band5	1.4MHz	16QAM	20407	6RB#0	21.13	0.69	19.67	38.45	Pass
Band5	1.4MHz	16QAM	20407	1RB#2	22.09	0.69	20.63	38.45	Pass
Band5	1.4MHz	16QAM	20407	1RB#5	22.27	0.69	20.81	38.45	Pass
Band5	1.4MHz	16QAM	20525	1RB#0	23.16	0.69	21.7	38.45	Pass
Band5	1.4MHz	16QAM	20525	6RB#0	21.6	0.69	20.14	38.45	Pass
Band5	1.4MHz	16QAM	20525	1RB#2	23.04	0.69	21.58	38.45	Pass
Band5	1.4MHz	16QAM	20525	1RB#5	23	0.69	21.54	38.45	Pass
Band5	1.4MHz	16QAM	20643	1RB#0	22.41	0.69	20.95	38.45	Pass
Band5	1.4MHz	16QAM	20643	6RB#0	21.56	0.69	20.1	38.45	Pass
Band5	1.4MHz	16QAM	20643	1RB#2	22.49	0.69	21.03	38.45	Pass
Band5	1.4MHz	16QAM	20643	1RB#5	22.49	0.69	21.03	38.45	Pass
Band5	3MHz	QPSK	20415	1RB#0	23.07	0.69	21.61	38.45	Pass
Band5	3MHz	QPSK	20415	15RB#0	22.57	0.69	21.11	38.45	Pass
Band5	3MHz	QPSK	20415	1RB#8	22.98	0.69	21.52	38.45	Pass
Band5	3MHz	QPSK	20415	1RB#14	23.04	0.69	21.58	38.45	Pass
Band5	3MHz	QPSK	20525	1RB#0	23.02	0.69	21.56	38.45	Pass
Band5	3MHz	QPSK	20525	15RB#0	22.55	0.69	21.09	38.45	Pass
Band5	3MHz	QPSK	20525	1RB#8	23.1	0.69	21.64	38.45	Pass
Band5	3MHz	QPSK	20525	1RB#14	23.14	0.69	21.68	38.45	Pass
Band5	3MHz	QPSK	20635	1RB#0	22.92	0.69	21.46	38.45	Pass
Band5	3MHz	QPSK	20635	15RB#0	22.62	0.69	21.16	38.45	Pass
Band5	3MHz	QPSK	20635	1RB#8	22.87	0.69	21.41	38.45	Pass
Band5	3MHz	QPSK	20635	1RB#14	23.11	0.69	21.65	38.45	Pass
Band5	3MHz	16QAM	20415	1RB#0	22.52	0.69	21.06	38.45	Pass
Band5	3MHz	16QAM	20415	15RB#0	21.45	0.69	19.99	38.45	Pass
Band5	3MHz	16QAM	20415	1RB#8	22.37	0.69	20.91	38.45	Pass
Band5	3MHz	16QAM	20415	1RB#14	22.29	0.69	20.83	38.45	Pass

Band5	3MHz	16QAM	20525	1RB#0	22.11	0.69	20.65	38.45	Pass
Band5	3MHz	16QAM	20525	15RB#0	21.42	0.69	19.96	38.45	Pass
Band5	3MHz	16QAM	20525	1RB#8	22.58	0.69	21.12	38.45	Pass
Band5	3MHz	16QAM	20525	1RB#14	22.32	0.69	20.86	38.45	Pass
Band5	3MHz	16QAM	20635	1RB#0	22.31	0.69	20.85	38.45	Pass
Band5	3MHz	16QAM	20635	15RB#0	21.58	0.69	20.12	38.45	Pass
Band5	3MHz	16QAM	20635	1RB#8	22.35	0.69	20.89	38.45	Pass
Band5	3MHz	16QAM	20635	1RB#14	22.38	0.69	20.92	38.45	Pass
Band5	5MHz	QPSK	20425	1RB#0	23.31	0.69	21.85	38.45	Pass
Band5	5MHz	QPSK	20425	25RB#0	22.35	0.69	20.89	38.45	Pass
Band5	5MHz	QPSK	20425	1RB#12	22.98	0.69	21.52	38.45	Pass
Band5	5MHz	QPSK	20425	1RB#24	23.13	0.69	21.67	38.45	Pass
Band5	5MHz	QPSK	20525	1RB#0	23.32	0.69	21.86	38.45	Pass
Band5	5MHz	QPSK	20525	25RB#0	22.56	0.69	21.1	38.45	Pass
Band5	5MHz	QPSK	20525	1RB#12	23.39	0.69	21.93	38.45	Pass
Band5	5MHz	QPSK	20525	1RB#24	23.15	0.69	21.69	38.45	Pass
Band5	5MHz	QPSK	20625	1RB#0	22.98	0.69	21.52	38.45	Pass
Band5	5MHz	QPSK	20625	25RB#0	22.39	0.69	20.93	38.45	Pass
Band5	5MHz	QPSK	20625	1RB#12	23.21	0.69	21.75	38.45	Pass
Band5	5MHz	QPSK	20625	1RB#24	22.88	0.69	21.42	38.45	Pass
Band5	5MHz	16QAM	20425	1RB#0	22.06	0.69	20.6	38.45	Pass
Band5	5MHz	16QAM	20425	25RB#0	21.27	0.69	19.81	38.45	Pass
Band5	5MHz	16QAM	20425	1RB#12	22.76	0.69	21.3	38.45	Pass
Band5	5MHz	16QAM	20425	1RB#24	21.81	0.69	20.35	38.45	Pass
Band5	5MHz	16QAM	20525	1RB#0	22.51	0.69	21.05	38.45	Pass
Band5	5MHz	16QAM	20525	25RB#0	21.49	0.69	20.03	38.45	Pass
Band5	5MHz	16QAM	20525	1RB#12	22.49	0.69	21.03	38.45	Pass
Band5	5MHz	16QAM	20525	1RB#24	22.55	0.69	21.09	38.45	Pass
Band5	5MHz	16QAM	20625	1RB#0	22.37	0.69	20.91	38.45	Pass
Band5	5MHz	16QAM	20625	25RB#0	21.45	0.69	19.99	38.45	Pass
Band5	5MHz	16QAM	20625	1RB#12	22.22	0.69	20.76	38.45	Pass
Band5	5MHz	16QAM	20625	1RB#24	21.96	0.69	20.5	38.45	Pass
Band5	10MHz	QPSK	20450	1RB#0	22.97	0.69	21.51	38.45	Pass
Band5	10MHz	QPSK	20450	25RB#0	22.39	0.69	20.93	38.45	Pass
Band5	10MHz	QPSK	20450	50RB#0	22.52	0.69	21.06	38.45	Pass
Band5	10MHz	QPSK	20450	1RB#24	23.15	0.69	21.69	38.45	Pass
Band5	10MHz	QPSK	20450	1RB#49	22.82	0.69	21.36	38.45	Pass
Band5	10MHz	QPSK	20525	1RB#0	22.84	0.69	21.38	38.45	Pass
Band5	10MHz	QPSK	20525	25RB#0	22.56	0.69	21.1	38.45	Pass
Band5	10MHz	QPSK	20525	50RB#0	22.53	0.69	21.07	38.45	Pass
Band5	10MHz	QPSK	20525	1RB#24	23.55	0.69	22.09	38.45	Pass
Band5	10MHz	QPSK	20525	1RB#49	22.99	0.69	21.53	38.45	Pass
Band5	10MHz	QPSK	20600	1RB#0	23.03	0.69	21.57	38.45	Pass

Band5	10MHz	QPSK	20600	25RB#0	22.52	0.69	21.06	38.45	Pass
Band5	10MHz	QPSK	20600	50RB#0	22.48	0.69	21.02	38.45	Pass
Band5	10MHz	QPSK	20600	1RB#24	23.5	0.69	22.04	38.45	Pass
Band5	10MHz	QPSK	20600	1RB#49	23.11	0.69	21.65	38.45	Pass
Band5	10MHz	16QAM	20450	1RB#0	22.36	0.69	20.9	38.45	Pass
Band5	10MHz	16QAM	20450	25RB#0	21.33	0.69	19.87	38.45	Pass
Band5	10MHz	16QAM	20450	50RB#0	21.36	0.69	19.9	38.45	Pass
Band5	10MHz	16QAM	20450	1RB#24	22.62	0.69	21.16	38.45	Pass
Band5	10MHz	16QAM	20450	1RB#49	22.52	0.69	21.06	38.45	Pass
Band5	10MHz	16QAM	20525	1RB#0	22.06	0.69	20.6	38.45	Pass
Band5	10MHz	16QAM	20525	25RB#0	21.51	0.69	20.05	38.45	Pass
Band5	10MHz	16QAM	20525	50RB#0	21.49	0.69	20.03	38.45	Pass
Band5	10MHz	16QAM	20525	1RB#24	22.82	0.69	21.36	38.45	Pass
Band5	10MHz	16QAM	20525	1RB#49	22.48	0.69	21.02	38.45	Pass
Band5	10MHz	16QAM	20600	1RB#0	22.68	0.69	21.22	38.45	Pass
Band5	10MHz	16QAM	20600	25RB#0	21.5	0.69	20.04	38.45	Pass
Band5	10MHz	16QAM	20600	50RB#0	21.54	0.69	20.08	38.45	Pass
Band5	10MHz	16QAM	20600	1RB#24	22.98	0.69	21.52	38.45	Pass
Band5	10MHz	16QAM	20600	1RB#49	22.68	0.69	21.22	38.45	Pass

Band	Bandwidth	Modulation	Channel	RB Configuration	Result (dBm)	Gain (dBi)	EIRP/ERP (dBm)	Limit (dBm)	Verdict
Band7	5MHz	QPSK	20775	1RB#0	23.52	-1.45	22.07	33	Pass
Band7	5MHz	QPSK	20775	25RB#0	22.81	-1.45	21.36	33	Pass
Band7	5MHz	QPSK	20775	1RB#12	23.66	-1.45	22.21	33	Pass
Band7	5MHz	QPSK	20775	1RB#24	23.38	-1.45	21.93	33	Pass
Band7	5MHz	QPSK	21100	1RB#0	23.5	-1.45	22.05	33	Pass
Band7	5MHz	QPSK	21100	25RB#0	22.77	-1.45	21.32	33	Pass
Band7	5MHz	QPSK	21100	1RB#12	23.58	-1.45	22.13	33	Pass
Band7	5MHz	QPSK	21100	1RB#24	23.52	-1.45	22.07	33	Pass
Band7	5MHz	QPSK	21425	1RB#0	23.2	-1.45	21.75	33	Pass
Band7	5MHz	QPSK	21425	25RB#0	22.59	-1.45	21.14	33	Pass
Band7	5MHz	QPSK	21425	1RB#12	23.47	-1.45	22.02	33	Pass
Band7	5MHz	QPSK	21425	1RB#24	23.01	-1.45	21.56	33	Pass
Band7	5MHz	16QAM	20775	1RB#0	23.08	-1.45	21.63	33	Pass
Band7	5MHz	16QAM	20775	25RB#0	21.88	-1.45	20.43	33	Pass
Band7	5MHz	16QAM	20775	1RB#12	22.76	-1.45	21.31	33	Pass
Band7	5MHz	16QAM	20775	1RB#24	22.41	-1.45	20.96	33	Pass
Band7	5MHz	16QAM	21100	1RB#0	22.65	-1.45	21.2	33	Pass
Band7	5MHz	16QAM	21100	25RB#0	21.71	-1.45	20.26	33	Pass
Band7	5MHz	16QAM	21100	1RB#12	22.72	-1.45	21.27	33	Pass
Band7	5MHz	16QAM	21100	1RB#24	22.87	-1.45	21.42	33	Pass
Band7	5MHz	16QAM	21425	1RB#0	22.59	-1.45	21.14	33	Pass
Band7	5MHz	16QAM	21425	25RB#0	21.71	-1.45	20.26	33	Pass
Band7	5MHz	16QAM	21425	1RB#12	22.66	-1.45	21.21	33	Pass
Band7	5MHz	16QAM	21425	1RB#24	22.79	-1.45	21.34	33	Pass
Band7	10MHz	QPSK	20800	1RB#0	23.07	-1.45	21.62	33	Pass
Band7	10MHz	QPSK	20800	50RB#0	22.93	-1.45	21.48	33	Pass
Band7	10MHz	QPSK	20800	1RB#24	23.37	-1.45	21.92	33	Pass
Band7	10MHz	QPSK	20800	1RB#49	23.26	-1.45	21.81	33	Pass
Band7	10MHz	QPSK	21100	1RB#0	23.49	-1.45	22.04	33	Pass
Band7	10MHz	QPSK	21100	50RB#0	22.85	-1.45	21.4	33	Pass
Band7	10MHz	QPSK	21100	1RB#24	23.55	-1.45	22.1	33	Pass
Band7	10MHz	QPSK	21100	1RB#49	23.56	-1.45	22.11	33	Pass
Band7	10MHz	QPSK	21400	1RB#0	23.31	-1.45	21.86	33	Pass
Band7	10MHz	QPSK	21400	50RB#0	22.72	-1.45	21.27	33	Pass
Band7	10MHz	QPSK	21400	1RB#24	23.62	-1.45	22.17	33	Pass
Band7	10MHz	QPSK	21400	1RB#49	23.51	-1.45	22.06	33	Pass
Band7	10MHz	16QAM	20800	1RB#0	22.79	-1.45	21.34	33	Pass
Band7	10MHz	16QAM	20800	50RB#0	21.96	-1.45	20.51	33	Pass
Band7	10MHz	16QAM	20800	1RB#24	23.14	-1.45	21.69	33	Pass
Band7	10MHz	16QAM	20800	1RB#49	22.67	-1.45	21.22	33	Pass

Band7	10MHz	16QAM	21100	1RB#0	22.54	-1.45	21.09	33	Pass
Band7	10MHz	16QAM	21100	50RB#0	21.81	-1.45	20.36	33	Pass
Band7	10MHz	16QAM	21100	1RB#24	23.04	-1.45	21.59	33	Pass
Band7	10MHz	16QAM	21100	1RB#49	22.96	-1.45	21.51	33	Pass
Band7	10MHz	16QAM	21400	1RB#0	23.21	-1.45	21.76	33	Pass
Band7	10MHz	16QAM	21400	50RB#0	21.64	-1.45	20.19	33	Pass
Band7	10MHz	16QAM	21400	1RB#24	23.4	-1.45	21.95	33	Pass
Band7	10MHz	16QAM	21400	1RB#49	23.09	-1.45	21.64	33	Pass
Band7	15MHz	QPSK	20825	1RB#0	23.4	-1.45	21.95	33	Pass
Band7	15MHz	QPSK	20825	75RB#0	22.83	-1.45	21.38	33	Pass
Band7	15MHz	QPSK	20825	1RB#38	23.42	-1.45	21.97	33	Pass
Band7	15MHz	QPSK	20825	1RB#74	23.23	-1.45	21.78	33	Pass
Band7	15MHz	QPSK	21100	1RB#0	23.28	-1.45	21.83	33	Pass
Band7	15MHz	QPSK	21100	75RB#0	22.88	-1.45	21.43	33	Pass
Band7	15MHz	QPSK	21100	1RB#38	23.3	-1.45	21.85	33	Pass
Band7	15MHz	QPSK	21100	1RB#74	23.37	-1.45	21.92	33	Pass
Band7	15MHz	QPSK	21375	1RB#0	23.25	-1.45	21.8	33	Pass
Band7	15MHz	QPSK	21375	75RB#0	22.67	-1.45	21.22	33	Pass
Band7	15MHz	QPSK	21375	1RB#38	23.65	-1.45	22.2	33	Pass
Band7	15MHz	QPSK	21375	1RB#74	23.31	-1.45	21.86	33	Pass
Band7	15MHz	16QAM	20825	1RB#0	22.37	-1.45	20.92	33	Pass
Band7	15MHz	16QAM	20825	75RB#0	21.84	-1.45	20.39	33	Pass
Band7	15MHz	16QAM	20825	1RB#38	22.83	-1.45	21.38	33	Pass
Band7	15MHz	16QAM	20825	1RB#74	22.89	-1.45	21.44	33	Pass
Band7	15MHz	16QAM	21100	1RB#0	22.78	-1.45	21.33	33	Pass
Band7	15MHz	16QAM	21100	75RB#0	21.77	-1.45	20.32	33	Pass
Band7	15MHz	16QAM	21100	1RB#38	22.92	-1.45	21.47	33	Pass
Band7	15MHz	16QAM	21100	1RB#74	22.92	-1.45	21.47	33	Pass
Band7	15MHz	16QAM	21375	1RB#0	23.26	-1.45	21.81	33	Pass
Band7	15MHz	16QAM	21375	75RB#0	21.76	-1.45	20.31	33	Pass
Band7	15MHz	16QAM	21375	1RB#38	23.23	-1.45	21.78	33	Pass
Band7	15MHz	16QAM	21375	1RB#74	23.1	-1.45	21.65	33	Pass
Band7	20MHz	QPSK	20850	1RB#0	23.41	-1.45	21.96	33	Pass
Band7	20MHz	QPSK	20850	100RB#0	22.78	-1.45	21.33	33	Pass
Band7	20MHz	QPSK	20850	1RB#49	23.63	-1.45	22.18	33	Pass
Band7	20MHz	QPSK	20850	1RB#99	23.31	-1.45	21.86	33	Pass
Band7	20MHz	QPSK	21100	1RB#0	23.66	-1.45	22.21	33	Pass
Band7	20MHz	QPSK	21100	100RB#0	22.82	-1.45	21.37	33	Pass
Band7	20MHz	QPSK	21100	1RB#49	23.81	-1.45	22.36	33	Pass
Band7	20MHz	QPSK	21100	1RB#99	23.5	-1.45	22.05	33	Pass
Band7	20MHz	QPSK	21350	1RB#0	23.24	-1.45	21.79	33	Pass
Band7	20MHz	QPSK	21350	100RB#0	22.75	-1.45	21.3	33	Pass
Band7	20MHz	QPSK	21350	1RB#49	23.39	-1.45	21.94	33	Pass

Band7	20MHz	QPSK	21350	1RB#99	23.28	-1.45	21.83	33	Pass
Band7	20MHz	16QAM	20850	1RB#0	22.43	-1.45	20.98	33	Pass
Band7	20MHz	16QAM	20850	100RB#0	21.61	-1.45	20.16	33	Pass
Band7	20MHz	16QAM	20850	1RB#49	23.35	-1.45	21.9	33	Pass
Band7	20MHz	16QAM	20850	1RB#99	22.79	-1.45	21.34	33	Pass
Band7	20MHz	16QAM	21100	1RB#0	23.43	-1.45	21.98	33	Pass
Band7	20MHz	16QAM	21100	100RB#0	21.69	-1.45	20.24	33	Pass
Band7	20MHz	16QAM	21100	1RB#49	23.52	-1.45	22.07	33	Pass
Band7	20MHz	16QAM	21100	1RB#99	23.17	-1.45	21.72	33	Pass
Band7	20MHz	16QAM	21350	1RB#0	22.64	-1.45	21.19	33	Pass
Band7	20MHz	16QAM	21350	100RB#0	21.74	-1.45	20.29	33	Pass
Band7	20MHz	16QAM	21350	1RB#49	22.52	-1.45	21.07	33	Pass
Band7	20MHz	16QAM	21350	1RB#99	22.64	-1.45	21.19	33	Pass

Band	Bandwidth	Modulation	Channel	RB Configuration	Result (dBm)	Gain (dBi)	EIRP/ERP (dBm)	Limit (dBm)	Verdict
Band12	1.4MHz	QPSK	23017	1RB#0	23.12	2.35	23.32	34.77	Pass
Band12	1.4MHz	QPSK	23017	6RB#0	22.54	2.35	22.74	34.77	Pass
Band12	1.4MHz	QPSK	23017	1RB#2	23.32	2.35	23.52	34.77	Pass
Band12	1.4MHz	QPSK	23017	1RB#5	23.02	2.35	23.22	34.77	Pass
Band12	1.4MHz	QPSK	23095	1RB#0	23.08	2.35	23.28	34.77	Pass
Band12	1.4MHz	QPSK	23095	6RB#0	22.54	2.35	22.74	34.77	Pass
Band12	1.4MHz	QPSK	23095	1RB#2	23.29	2.35	23.49	34.77	Pass
Band12	1.4MHz	QPSK	23095	1RB#5	23.25	2.35	23.45	34.77	Pass
Band12	1.4MHz	QPSK	23173	1RB#0	22.96	2.35	23.16	34.77	Pass
Band12	1.4MHz	QPSK	23173	6RB#0	22.25	2.35	22.45	34.77	Pass
Band12	1.4MHz	QPSK	23173	1RB#2	22.96	2.35	23.16	34.77	Pass
Band12	1.4MHz	QPSK	23173	1RB#5	22.85	2.35	23.05	34.77	Pass
Band12	1.4MHz	16QAM	23017	1RB#0	22.26	2.35	22.46	34.77	Pass
Band12	1.4MHz	16QAM	23017	6RB#0	21.43	2.35	21.63	34.77	Pass
Band12	1.4MHz	16QAM	23017	1RB#2	22.43	2.35	22.63	34.77	Pass
Band12	1.4MHz	16QAM	23017	1RB#5	22.33	2.35	22.53	34.77	Pass
Band12	1.4MHz	16QAM	23095	1RB#0	22.59	2.35	22.79	34.77	Pass
Band12	1.4MHz	16QAM	23095	6RB#0	21.22	2.35	21.42	34.77	Pass
Band12	1.4MHz	16QAM	23095	1RB#2	22.76	2.35	22.96	34.77	Pass
Band12	1.4MHz	16QAM	23095	1RB#5	22.49	2.35	22.69	34.77	Pass
Band12	1.4MHz	16QAM	23173	1RB#0	22.84	2.35	23.04	34.77	Pass
Band12	1.4MHz	16QAM	23173	6RB#0	21.1	2.35	21.3	34.77	Pass
Band12	1.4MHz	16QAM	23173	1RB#2	22.64	2.35	22.84	34.77	Pass
Band12	1.4MHz	16QAM	23173	1RB#5	22.61	2.35	22.81	34.77	Pass
Band12	3MHz	QPSK	23025	1RB#0	22.67	2.35	22.87	34.77	Pass
Band12	3MHz	QPSK	23025	15RB#0	22.47	2.35	22.67	34.77	Pass
Band12	3MHz	QPSK	23025	1RB#8	23	2.35	23.2	34.77	Pass
Band12	3MHz	QPSK	23025	1RB#14	22.94	2.35	23.14	34.77	Pass
Band12	3MHz	QPSK	23095	1RB#0	23.06	2.35	23.26	34.77	Pass
Band12	3MHz	QPSK	23095	15RB#0	22.49	2.35	22.69	34.77	Pass
Band12	3MHz	QPSK	23095	1RB#8	23.2	2.35	23.4	34.77	Pass
Band12	3MHz	QPSK	23095	1RB#14	23.09	2.35	23.29	34.77	Pass
Band12	3MHz	QPSK	23165	1RB#0	22.91	2.35	23.11	34.77	Pass
Band12	3MHz	QPSK	23165	15RB#0	22.29	2.35	22.49	34.77	Pass
Band12	3MHz	QPSK	23165	1RB#8	22.71	2.35	22.91	34.77	Pass
Band12	3MHz	QPSK	23165	1RB#14	22.88	2.35	23.08	34.77	Pass
Band12	3MHz	16QAM	23025	1RB#0	22.22	2.35	22.42	34.77	Pass
Band12	3MHz	16QAM	23025	15RB#0	21.32	2.35	21.52	34.77	Pass
Band12	3MHz	16QAM	23025	1RB#8	22.27	2.35	22.47	34.77	Pass
Band12	3MHz	16QAM	23025	1RB#14	22.11	2.35	22.31	34.77	Pass

Band12	3MHz	16QAM	23095	1RB#0	22.31	2.35	22.51	34.77	Pass
Band12	3MHz	16QAM	23095	15RB#0	21.51	2.35	21.71	34.77	Pass
Band12	3MHz	16QAM	23095	1RB#8	21.97	2.35	22.17	34.77	Pass
Band12	3MHz	16QAM	23095	1RB#14	22.07	2.35	22.27	34.77	Pass
Band12	3MHz	16QAM	23165	1RB#0	22.86	2.35	23.06	34.77	Pass
Band12	3MHz	16QAM	23165	15RB#0	21.16	2.35	21.36	34.77	Pass
Band12	3MHz	16QAM	23165	1RB#8	22.71	2.35	22.91	34.77	Pass
Band12	3MHz	16QAM	23165	1RB#14	22.73	2.35	22.93	34.77	Pass
Band12	5MHz	QPSK	23035	1RB#0	22.9	2.35	23.1	34.77	Pass
Band12	5MHz	QPSK	23035	25RB#0	22.28	2.35	22.48	34.77	Pass
Band12	5MHz	QPSK	23035	1RB#12	22.82	2.35	23.02	34.77	Pass
Band12	5MHz	QPSK	23035	1RB#24	22.74	2.35	22.94	34.77	Pass
Band12	5MHz	QPSK	23095	1RB#0	23.12	2.35	23.32	34.77	Pass
Band12	5MHz	QPSK	23095	25RB#0	22.43	2.35	22.63	34.77	Pass
Band12	5MHz	QPSK	23095	1RB#12	23.17	2.35	23.37	34.77	Pass
Band12	5MHz	QPSK	23095	1RB#24	22.91	2.35	23.11	34.77	Pass
Band12	5MHz	QPSK	23155	1RB#0	22.85	2.35	23.05	34.77	Pass
Band12	5MHz	QPSK	23155	25RB#0	22.27	2.35	22.47	34.77	Pass
Band12	5MHz	QPSK	23155	1RB#12	23.11	2.35	23.31	34.77	Pass
Band12	5MHz	QPSK	23155	1RB#24	22.73	2.35	22.93	34.77	Pass
Band12	5MHz	16QAM	23035	1RB#0	22.3	2.35	22.5	34.77	Pass
Band12	5MHz	16QAM	23035	25RB#0	21.42	2.35	21.62	34.77	Pass
Band12	5MHz	16QAM	23035	1RB#12	22.67	2.35	22.87	34.77	Pass
Band12	5MHz	16QAM	23035	1RB#24	21.96	2.35	22.16	34.77	Pass
Band12	5MHz	16QAM	23095	1RB#0	22.32	2.35	22.52	34.77	Pass
Band12	5MHz	16QAM	23095	25RB#0	21.43	2.35	21.63	34.77	Pass
Band12	5MHz	16QAM	23095	1RB#12	22.49	2.35	22.69	34.77	Pass
Band12	5MHz	16QAM	23095	1RB#24	22.32	2.35	22.52	34.77	Pass
Band12	5MHz	16QAM	23155	1RB#0	22.28	2.35	22.48	34.77	Pass
Band12	5MHz	16QAM	23155	25RB#0	21.35	2.35	21.55	34.77	Pass
Band12	5MHz	16QAM	23155	1RB#12	22.83	2.35	23.03	34.77	Pass
Band12	5MHz	16QAM	23155	1RB#24	22.11	2.35	22.31	34.77	Pass
Band12	10MHz	QPSK	23060	1RB#0	22.83	2.35	23.03	34.77	Pass
Band12	10MHz	QPSK	23060	50RB#0	22.47	2.35	22.67	34.77	Pass
Band12	10MHz	QPSK	23060	1RB#24	22.89	2.35	23.09	34.77	Pass
Band12	10MHz	QPSK	23060	1RB#49	22.63	2.35	22.83	34.77	Pass
Band12	10MHz	QPSK	23095	1RB#0	22.91	2.35	23.11	34.77	Pass
Band12	10MHz	QPSK	23095	50RB#0	22.38	2.35	22.58	34.77	Pass
Band12	10MHz	QPSK	23095	1RB#24	23.37	2.35	23.57	34.77	Pass
Band12	10MHz	QPSK	23095	1RB#49	22.81	2.35	23.01	34.77	Pass
Band12	10MHz	QPSK	23130	1RB#0	22.99	2.35	23.19	34.77	Pass
Band12	10MHz	QPSK	23130	50RB#0	22.5	2.35	22.7	34.77	Pass
Band12	10MHz	QPSK	23130	1RB#24	23.28	2.35	23.48	34.77	Pass

Band12	10MHz	QPSK	23130	1RB#49	22.7	2.35	22.9	34.77	Pass
Band12	10MHz	16QAM	23060	1RB#0	22.2	2.35	22.4	34.77	Pass
Band12	10MHz	16QAM	23060	50RB#0	21.59	2.35	21.79	34.77	Pass
Band12	10MHz	16QAM	23060	1RB#24	22.54	2.35	22.74	34.77	Pass
Band12	10MHz	16QAM	23060	1RB#49	22.26	2.35	22.46	34.77	Pass
Band12	10MHz	16QAM	23095	1RB#0	22.23	2.35	22.43	34.77	Pass
Band12	10MHz	16QAM	23095	50RB#0	21.34	2.35	21.54	34.77	Pass
Band12	10MHz	16QAM	23095	1RB#24	22.72	2.35	22.92	34.77	Pass
Band12	10MHz	16QAM	23095	1RB#49	22.12	2.35	22.32	34.77	Pass
Band12	10MHz	16QAM	23130	1RB#0	22.72	2.35	22.92	34.77	Pass
Band12	10MHz	16QAM	23130	50RB#0	21.45	2.35	21.65	34.77	Pass
Band12	10MHz	16QAM	23130	1RB#24	22.84	2.35	23.04	34.77	Pass
Band12	10MHz	16QAM	23130	1RB#49	22.64	2.35	22.84	34.77	Pass

Band	Bandwidth	Modulation	Channel	RB Configuration	Result (dBm)	Gain (dBi)	EIRP/ERP (dBm)	Limit (dBm)	Verdict
Band13	5MHz	QPSK	23205	1RB#0	22.88	2.99	23.72	34.77	Pass
Band13	5MHz	QPSK	23205	25RB#0	22.41	2.99	23.25	34.77	Pass
Band13	5MHz	QPSK	23205	1RB#12	23.08	2.99	23.92	34.77	Pass
Band13	5MHz	QPSK	23205	1RB#24	22.85	2.99	23.69	34.77	Pass
Band13	5MHz	QPSK	23230	1RB#0	23.06	2.99	23.9	34.77	Pass
Band13	5MHz	QPSK	23230	25RB#0	22.48	2.99	23.32	34.77	Pass
Band13	5MHz	QPSK	23230	1RB#12	23.33	2.99	24.17	34.77	Pass
Band13	5MHz	QPSK	23230	1RB#24	22.98	2.99	23.82	34.77	Pass
Band13	5MHz	QPSK	23255	1RB#0	23.07	2.99	23.91	34.77	Pass
Band13	5MHz	QPSK	23255	25RB#0	22.41	2.99	23.25	34.77	Pass
Band13	5MHz	QPSK	23255	1RB#12	23.16	2.99	24	34.77	Pass
Band13	5MHz	QPSK	23255	1RB#24	23.09	2.99	23.93	34.77	Pass
Band13	5MHz	16QAM	23205	1RB#0	22.32	2.99	23.16	34.77	Pass
Band13	5MHz	16QAM	23205	25RB#0	21.44	2.99	22.28	34.77	Pass
Band13	5MHz	16QAM	23205	1RB#12	22.79	2.99	23.63	34.77	Pass
Band13	5MHz	16QAM	23205	1RB#24	22.22	2.99	23.06	34.77	Pass
Band13	5MHz	16QAM	23230	1RB#0	22.45	2.99	23.29	34.77	Pass
Band13	5MHz	16QAM	23230	25RB#0	21.48	2.99	22.32	34.77	Pass
Band13	5MHz	16QAM	23230	1RB#12	22.14	2.99	22.98	34.77	Pass
Band13	5MHz	16QAM	23230	1RB#24	22.4	2.99	23.24	34.77	Pass
Band13	5MHz	16QAM	23255	1RB#0	22.41	2.99	23.25	34.77	Pass
Band13	5MHz	16QAM	23255	25RB#0	21.4	2.99	22.24	34.77	Pass
Band13	5MHz	16QAM	23255	1RB#12	22.79	2.99	23.63	34.77	Pass
Band13	5MHz	16QAM	23255	1RB#24	22.47	2.99	23.31	34.77	Pass
Band13	10MHz	QPSK	23230	1RB#0	22.92	2.99	23.76	34.77	Pass
Band13	10MHz	QPSK	23230	50RB#0	22.44	2.99	23.28	34.77	Pass
Band13	10MHz	QPSK	23230	1RB#24	23.09	2.99	23.93	34.77	Pass
Band13	10MHz	QPSK	23230	1RB#49	22.95	2.99	23.79	34.77	Pass
Band13	10MHz	16QAM	23230	1RB#0	22.51	2.99	23.35	34.77	Pass
Band13	10MHz	16QAM	23230	50RB#0	21.36	2.99	22.2	34.77	Pass
Band13	10MHz	16QAM	23230	1RB#24	22.75	2.99	23.59	34.77	Pass
Band13	10MHz	16QAM	23230	1RB#49	22.36	2.99	23.2	34.77	Pass

Band	Bandwidth	Modulation	Channel	RB Configuration	Result (dBm)	Gain (dBi)	EIRP/ERP (dBm)	Limit (dBm)	Verdict
Band14	5MHz	QPSK	23305	1RB#0	23.19	2.99	24.03	34.77	Pass
Band14	5MHz	QPSK	23305	25RB#0	22.41	2.99	23.25	34.77	Pass
Band14	5MHz	QPSK	23305	1RB#12	23.22	2.99	24.06	34.77	Pass
Band14	5MHz	QPSK	23305	1RB#24	23.03	2.99	23.87	34.77	Pass
Band14	5MHz	QPSK	23330	1RB#0	23.17	2.99	24.01	34.77	Pass
Band14	5MHz	QPSK	23330	25RB#0	22.4	2.99	23.24	34.77	Pass
Band14	5MHz	QPSK	23330	1RB#12	23.15	2.99	23.99	34.77	Pass
Band14	5MHz	QPSK	23330	1RB#24	23.16	2.99	24	34.77	Pass
Band14	5MHz	QPSK	23355	1RB#0	22.99	2.99	23.83	34.77	Pass
Band14	5MHz	QPSK	23355	25RB#0	22.38	2.99	23.22	34.77	Pass
Band14	5MHz	QPSK	23355	1RB#12	23.04	2.99	23.88	34.77	Pass
Band14	5MHz	QPSK	23355	1RB#24	22.78	2.99	23.62	34.77	Pass
Band14	5MHz	16QAM	23305	1RB#0	22.11	2.99	22.95	34.77	Pass
Band14	5MHz	16QAM	23305	25RB#0	21.26	2.99	22.1	34.77	Pass
Band14	5MHz	16QAM	23305	1RB#12	22.33	2.99	23.17	34.77	Pass
Band14	5MHz	16QAM	23305	1RB#24	22.17	2.99	23.01	34.77	Pass
Band14	5MHz	16QAM	23330	1RB#0	22.35	2.99	23.19	34.77	Pass
Band14	5MHz	16QAM	23330	25RB#0	21.4	2.99	22.24	34.77	Pass
Band14	5MHz	16QAM	23330	1RB#12	22.33	2.99	23.17	34.77	Pass
Band14	5MHz	16QAM	23330	1RB#24	22.43	2.99	23.27	34.77	Pass
Band14	5MHz	16QAM	23355	1RB#0	22.29	2.99	23.13	34.77	Pass
Band14	5MHz	16QAM	23355	25RB#0	21.56	2.99	22.4	34.77	Pass
Band14	5MHz	16QAM	23355	1RB#12	22.85	2.99	23.69	34.77	Pass
Band14	5MHz	16QAM	23355	1RB#24	22.3	2.99	23.14	34.77	Pass
Band14	10MHz	QPSK	23330	1RB#0	22.84	2.99	23.68	34.77	Pass
Band14	10MHz	QPSK	23330	50RB#0	22.41	2.99	23.25	34.77	Pass
Band14	10MHz	QPSK	23330	1RB#24	23.01	2.99	23.85	34.77	Pass
Band14	10MHz	QPSK	23330	1RB#49	23.06	2.99	23.9	34.77	Pass
Band14	10MHz	16QAM	23330	1RB#0	22.38	2.99	23.22	34.77	Pass
Band14	10MHz	16QAM	23330	50RB#0	21.44	2.99	22.28	34.77	Pass
Band14	10MHz	16QAM	23330	1RB#24	22.67	2.99	23.51	34.77	Pass
Band14	10MHz	16QAM	23330	1RB#49	22.24	2.99	23.08	34.77	Pass

Band	Bandwidth	Modulation	Channel	RB Configuration	Result (dBm)	Gain (dBi)	EIRP/ERP (dBm)	Limit (dBm)	Verdict
Band17	5MHz	QPSK	23755	1RB#0	22.83	2.35	23.03	34.77	Pass
Band17	5MHz	QPSK	23755	25RB#0	22.34	2.35	22.54	34.77	Pass
Band17	5MHz	QPSK	23755	1RB#12	23.09	2.35	23.29	34.77	Pass
Band17	5MHz	QPSK	23755	1RB#24	22.92	2.35	23.12	34.77	Pass
Band17	5MHz	QPSK	23790	1RB#0	22.92	2.35	23.12	34.77	Pass
Band17	5MHz	QPSK	23790	25RB#0	22.39	2.35	22.59	34.77	Pass
Band17	5MHz	QPSK	23790	1RB#12	23.04	2.35	23.24	34.77	Pass
Band17	5MHz	QPSK	23790	1RB#24	23.1	2.35	23.3	34.77	Pass
Band17	5MHz	QPSK	23825	1RB#0	22.93	2.35	23.13	34.77	Pass
Band17	5MHz	QPSK	23825	25RB#0	22.37	2.35	22.57	34.77	Pass
Band17	5MHz	QPSK	23825	1RB#12	22.8	2.35	23	34.77	Pass
Band17	5MHz	QPSK	23825	1RB#24	22.71	2.35	22.91	34.77	Pass
Band17	5MHz	16QAM	23755	1RB#0	21.8	2.35	22	34.77	Pass
Band17	5MHz	16QAM	23755	25RB#0	21.36	2.35	21.56	34.77	Pass
Band17	5MHz	16QAM	23755	1RB#12	21.89	2.35	22.09	34.77	Pass
Band17	5MHz	16QAM	23755	1RB#24	22.16	2.35	22.36	34.77	Pass
Band17	5MHz	16QAM	23790	1RB#0	22.33	2.35	22.53	34.77	Pass
Band17	5MHz	16QAM	23790	25RB#0	21.39	2.35	21.59	34.77	Pass
Band17	5MHz	16QAM	23790	1RB#12	22.33	2.35	22.53	34.77	Pass
Band17	5MHz	16QAM	23790	1RB#24	22.28	2.35	22.48	34.77	Pass
Band17	5MHz	16QAM	23825	1RB#0	22.23	2.35	22.43	34.77	Pass
Band17	5MHz	16QAM	23825	25RB#0	21.22	2.35	21.42	34.77	Pass
Band17	5MHz	16QAM	23825	1RB#12	22.66	2.35	22.86	34.77	Pass
Band17	5MHz	16QAM	23825	1RB#24	22.17	2.35	22.37	34.77	Pass
Band17	10MHz	QPSK	23780	1RB#0	22.84	2.35	23.04	34.77	Pass
Band17	10MHz	QPSK	23780	50RB#0	22.51	2.35	22.71	34.77	Pass
Band17	10MHz	QPSK	23780	1RB#24	23.23	2.35	23.43	34.77	Pass
Band17	10MHz	QPSK	23780	1RB#49	22.92	2.35	23.12	34.77	Pass
Band17	10MHz	QPSK	23790	1RB#0	22.93	2.35	23.13	34.77	Pass
Band17	10MHz	QPSK	23790	50RB#0	22.44	2.35	22.64	34.77	Pass
Band17	10MHz	QPSK	23790	1RB#24	23.36	2.35	23.56	34.77	Pass
Band17	10MHz	QPSK	23790	1RB#49	22.82	2.35	23.02	34.77	Pass
Band17	10MHz	QPSK	23800	1RB#0	22.92	2.35	23.12	34.77	Pass
Band17	10MHz	QPSK	23800	50RB#0	22.46	2.35	22.66	34.77	Pass
Band17	10MHz	QPSK	23800	1RB#24	22.95	2.35	23.15	34.77	Pass
Band17	10MHz	QPSK	23800	1RB#49	22.94	2.35	23.14	34.77	Pass
Band17	10MHz	16QAM	23780	1RB#0	22.39	2.35	22.59	34.77	Pass
Band17	10MHz	16QAM	23780	50RB#0	21.33	2.35	21.53	34.77	Pass
Band17	10MHz	16QAM	23780	1RB#24	22.7	2.35	22.9	34.77	Pass
Band17	10MHz	16QAM	23780	1RB#49	22.34	2.35	22.54	34.77	Pass

Band17	10MHz	16QAM	23790	1RB#0	22.34	2.35	22.54	34.77	Pass
Band17	10MHz	16QAM	23790	50RB#0	21.39	2.35	21.59	34.77	Pass
Band17	10MHz	16QAM	23790	1RB#24	22.73	2.35	22.93	34.77	Pass
Band17	10MHz	16QAM	23790	1RB#49	22.2	2.35	22.4	34.77	Pass
Band17	10MHz	16QAM	23800	1RB#0	22.57	2.35	22.77	34.77	Pass
Band17	10MHz	16QAM	23800	50RB#0	21.29	2.35	21.49	34.77	Pass
Band17	10MHz	16QAM	23800	1RB#24	23.22	2.35	23.42	34.77	Pass
Band17	10MHz	16QAM	23800	1RB#49	22.54	2.35	22.74	34.77	Pass

Band	Bandwidth	Modulation	Channel	RB Configuration	Result (dBm)	Gain (dBi)	EIRP/ERP (dBm)	Limit (dBm)	Verdict
Band25	1.4MHz	QPSK	26047	1RB#0	23.43	-1.55	21.88	33	Pass
Band25	1.4MHz	QPSK	26047	6RB#0	22.84	-1.55	21.29	33	Pass
Band25	1.4MHz	QPSK	26047	1RB#2	23.4	-1.55	21.85	33	Pass
Band25	1.4MHz	QPSK	26047	1RB#5	23.47	-1.55	21.92	33	Pass
Band25	1.4MHz	QPSK	26365	1RB#0	23.51	-1.55	21.96	33	Pass
Band25	1.4MHz	QPSK	26365	6RB#0	22.94	-1.55	21.39	33	Pass
Band25	1.4MHz	QPSK	26365	1RB#2	23.51	-1.55	21.96	33	Pass
Band25	1.4MHz	QPSK	26365	1RB#5	23.49	-1.55	21.94	33	Pass
Band25	1.4MHz	QPSK	26683	1RB#0	23.45	-1.55	21.9	33	Pass
Band25	1.4MHz	QPSK	26683	6RB#0	22.9	-1.55	21.35	33	Pass
Band25	1.4MHz	QPSK	26683	1RB#2	23.71	-1.55	22.16	33	Pass
Band25	1.4MHz	QPSK	26683	1RB#5	23.7	-1.55	22.15	33	Pass
Band25	1.4MHz	16QAM	26047	1RB#0	22.78	-1.55	21.23	33	Pass
Band25	1.4MHz	16QAM	26047	6RB#0	21.96	-1.55	20.41	33	Pass
Band25	1.4MHz	16QAM	26047	1RB#2	23.03	-1.55	21.48	33	Pass
Band25	1.4MHz	16QAM	26047	1RB#5	22.82	-1.55	21.27	33	Pass
Band25	1.4MHz	16QAM	26365	1RB#0	22.85	-1.55	21.3	33	Pass
Band25	1.4MHz	16QAM	26365	6RB#0	22.06	-1.55	20.51	33	Pass
Band25	1.4MHz	16QAM	26365	1RB#2	22.99	-1.55	21.44	33	Pass
Band25	1.4MHz	16QAM	26365	1RB#5	22.85	-1.55	21.3	33	Pass
Band25	1.4MHz	16QAM	26683	1RB#0	22.86	-1.55	21.31	33	Pass
Band25	1.4MHz	16QAM	26683	6RB#0	21.7	-1.55	20.15	33	Pass
Band25	1.4MHz	16QAM	26683	1RB#2	22.42	-1.55	20.87	33	Pass
Band25	1.4MHz	16QAM	26683	1RB#5	22.48	-1.55	20.93	33	Pass
Band25	3MHz	QPSK	26055	1RB#0	23.24	-1.55	21.69	33	Pass
Band25	3MHz	QPSK	26055	15RB#0	22.94	-1.55	21.39	33	Pass
Band25	3MHz	QPSK	26055	1RB#8	23.05	-1.55	21.5	33	Pass
Band25	3MHz	QPSK	26055	1RB#14	23.48	-1.55	21.93	33	Pass
Band25	3MHz	QPSK	26365	1RB#0	23.32	-1.55	21.77	33	Pass
Band25	3MHz	QPSK	26365	15RB#0	22.94	-1.55	21.39	33	Pass
Band25	3MHz	QPSK	26365	1RB#8	23.32	-1.55	21.77	33	Pass
Band25	3MHz	QPSK	26365	1RB#14	23.47	-1.55	21.92	33	Pass
Band25	3MHz	QPSK	26675	1RB#0	23.45	-1.55	21.9	33	Pass
Band25	3MHz	QPSK	26675	15RB#0	22.86	-1.55	21.31	33	Pass
Band25	3MHz	QPSK	26675	1RB#8	23.46	-1.55	21.91	33	Pass
Band25	3MHz	QPSK	26675	1RB#14	23.5	-1.55	21.95	33	Pass
Band25	3MHz	16QAM	26055	1RB#0	22.7	-1.55	21.15	33	Pass
Band25	3MHz	16QAM	26055	15RB#0	21.84	-1.55	20.29	33	Pass
Band25	3MHz	16QAM	26055	1RB#8	22.3	-1.55	20.75	33	Pass
Band25	3MHz	16QAM	26055	1RB#14	22.7	-1.55	21.15	33	Pass

Band25	3MHz	16QAM	26365	1RB#0	22.51	-1.55	20.96	33	Pass
Band25	3MHz	16QAM	26365	15RB#0	21.81	-1.55	20.26	33	Pass
Band25	3MHz	16QAM	26365	1RB#8	22.83	-1.55	21.28	33	Pass
Band25	3MHz	16QAM	26365	1RB#14	22.81	-1.55	21.26	33	Pass
Band25	3MHz	16QAM	26675	1RB#0	22.62	-1.55	21.07	33	Pass
Band25	3MHz	16QAM	26675	15RB#0	21.79	-1.55	20.24	33	Pass
Band25	3MHz	16QAM	26675	1RB#8	22.67	-1.55	21.12	33	Pass
Band25	3MHz	16QAM	26675	1RB#14	22.76	-1.55	21.21	33	Pass
Band25	5MHz	QPSK	26065	1RB#0	23.37	-1.55	21.82	33	Pass
Band25	5MHz	QPSK	26065	25RB#0	22.78	-1.55	21.23	33	Pass
Band25	5MHz	QPSK	26065	1RB#12	23.53	-1.55	21.98	33	Pass
Band25	5MHz	QPSK	26065	1RB#24	23.27	-1.55	21.72	33	Pass
Band25	5MHz	QPSK	26365	1RB#0	23.41	-1.55	21.86	33	Pass
Band25	5MHz	QPSK	26365	25RB#0	22.89	-1.55	21.34	33	Pass
Band25	5MHz	QPSK	26365	1RB#12	23.5	-1.55	21.95	33	Pass
Band25	5MHz	QPSK	26365	1RB#24	23.4	-1.55	21.85	33	Pass
Band25	5MHz	QPSK	26665	1RB#0	23.58	-1.55	22.03	33	Pass
Band25	5MHz	QPSK	26665	25RB#0	22.79	-1.55	21.24	33	Pass
Band25	5MHz	QPSK	26665	1RB#12	23.61	-1.55	22.06	33	Pass
Band25	5MHz	QPSK	26665	1RB#24	23.41	-1.55	21.86	33	Pass
Band25	5MHz	16QAM	26065	1RB#0	22.61	-1.55	21.06	33	Pass
Band25	5MHz	16QAM	26065	25RB#0	21.71	-1.55	20.16	33	Pass
Band25	5MHz	16QAM	26065	1RB#12	23.2	-1.55	21.65	33	Pass
Band25	5MHz	16QAM	26065	1RB#24	22.51	-1.55	20.96	33	Pass
Band25	5MHz	16QAM	26365	1RB#0	22.66	-1.55	21.11	33	Pass
Band25	5MHz	16QAM	26365	25RB#0	21.94	-1.55	20.39	33	Pass
Band25	5MHz	16QAM	26365	1RB#12	22.88	-1.55	21.33	33	Pass
Band25	5MHz	16QAM	26365	1RB#24	22.46	-1.55	20.91	33	Pass
Band25	5MHz	16QAM	26665	1RB#0	22.65	-1.55	21.1	33	Pass
Band25	5MHz	16QAM	26665	25RB#0	21.79	-1.55	20.24	33	Pass
Band25	5MHz	16QAM	26665	1RB#12	22.9	-1.55	21.35	33	Pass
Band25	5MHz	16QAM	26665	1RB#24	23.2	-1.55	21.65	33	Pass
Band25	10MHz	QPSK	26090	1RB#0	23.17	-1.55	21.62	33	Pass
Band25	10MHz	QPSK	26090	50RB#0	22.88	-1.55	21.33	33	Pass
Band25	10MHz	QPSK	26090	1RB#24	23.4	-1.55	21.85	33	Pass
Band25	10MHz	QPSK	26090	1RB#49	23.15	-1.55	21.6	33	Pass
Band25	10MHz	QPSK	26365	1RB#0	23.21	-1.55	21.66	33	Pass
Band25	10MHz	QPSK	26365	50RB#0	22.99	-1.55	21.44	33	Pass
Band25	10MHz	QPSK	26365	1RB#24	23.53	-1.55	21.98	33	Pass
Band25	10MHz	QPSK	26365	1RB#49	23.57	-1.55	22.02	33	Pass
Band25	10MHz	QPSK	26640	1RB#0	23.34	-1.55	21.79	33	Pass
Band25	10MHz	QPSK	26640	50RB#0	22.83	-1.55	21.28	33	Pass
Band25	10MHz	QPSK	26640	1RB#24	23.22	-1.55	21.67	33	Pass

Band25	10MHz	QPSK	26640	1RB#49	23.66	-1.55	22.11	33	Pass
Band25	10MHz	16QAM	26090	1RB#0	22.9	-1.55	21.35	33	Pass
Band25	10MHz	16QAM	26090	50RB#0	21.79	-1.55	20.24	33	Pass
Band25	10MHz	16QAM	26090	1RB#24	23.09	-1.55	21.54	33	Pass
Band25	10MHz	16QAM	26090	1RB#49	22.8	-1.55	21.25	33	Pass
Band25	10MHz	16QAM	26365	1RB#0	22.89	-1.55	21.34	33	Pass
Band25	10MHz	16QAM	26365	50RB#0	21.93	-1.55	20.38	33	Pass
Band25	10MHz	16QAM	26365	1RB#24	23.18	-1.55	21.63	33	Pass
Band25	10MHz	16QAM	26365	1RB#49	22.91	-1.55	21.36	33	Pass
Band25	10MHz	16QAM	26640	1RB#0	22.44	-1.55	20.89	33	Pass
Band25	10MHz	16QAM	26640	50RB#0	21.79	-1.55	20.24	33	Pass
Band25	10MHz	16QAM	26640	1RB#24	22.59	-1.55	21.04	33	Pass
Band25	10MHz	16QAM	26640	1RB#49	22.64	-1.55	21.09	33	Pass
Band25	15MHz	QPSK	26115	1RB#0	23.51	-1.55	21.96	33	Pass
Band25	15MHz	QPSK	26115	75RB#0	22.83	-1.55	21.28	33	Pass
Band25	15MHz	QPSK	26115	1RB#38	23.34	-1.55	21.79	33	Pass
Band25	15MHz	QPSK	26115	1RB#74	23.21	-1.55	21.66	33	Pass
Band25	15MHz	QPSK	26365	1RB#0	23.42	-1.55	21.87	33	Pass
Band25	15MHz	QPSK	26365	75RB#0	22.97	-1.55	21.42	33	Pass
Band25	15MHz	QPSK	26365	1RB#38	23.46	-1.55	21.91	33	Pass
Band25	15MHz	QPSK	26365	1RB#74	23.63	-1.55	22.08	33	Pass
Band25	15MHz	QPSK	26615	1RB#0	23.32	-1.55	21.77	33	Pass
Band25	15MHz	QPSK	26615	75RB#0	22.75	-1.55	21.2	33	Pass
Band25	15MHz	QPSK	26615	1RB#38	23.18	-1.55	21.63	33	Pass
Band25	15MHz	QPSK	26615	1RB#74	23.57	-1.55	22.02	33	Pass
Band25	15MHz	16QAM	26115	1RB#0	22.74	-1.55	21.19	33	Pass
Band25	15MHz	16QAM	26115	75RB#0	21.73	-1.55	20.18	33	Pass
Band25	15MHz	16QAM	26115	1RB#38	22.71	-1.55	21.16	33	Pass
Band25	15MHz	16QAM	26115	1RB#74	22.74	-1.55	21.19	33	Pass
Band25	15MHz	16QAM	26365	1RB#0	22.91	-1.55	21.36	33	Pass
Band25	15MHz	16QAM	26365	75RB#0	21.84	-1.55	20.29	33	Pass
Band25	15MHz	16QAM	26365	1RB#38	23.35	-1.55	21.8	33	Pass
Band25	15MHz	16QAM	26365	1RB#74	22.81	-1.55	21.26	33	Pass
Band25	15MHz	16QAM	26615	1RB#0	22.72	-1.55	21.17	33	Pass
Band25	15MHz	16QAM	26615	75RB#0	21.79	-1.55	20.24	33	Pass
Band25	15MHz	16QAM	26615	1RB#38	22.38	-1.55	20.83	33	Pass
Band25	15MHz	16QAM	26615	1RB#74	23.06	-1.55	21.51	33	Pass
Band25	20MHz	QPSK	26140	1RB#0	23.48	-1.55	21.93	33	Pass
Band25	20MHz	QPSK	26140	100RB#0	22.89	-1.55	21.34	33	Pass
Band25	20MHz	QPSK	26140	1RB#49	23.48	-1.55	21.93	33	Pass
Band25	20MHz	QPSK	26140	1RB#99	23.32	-1.55	21.77	33	Pass
Band25	20MHz	QPSK	26365	1RB#0	23.35	-1.55	21.8	33	Pass
Band25	20MHz	QPSK	26365	100RB#0	23	-1.55	21.45	33	Pass

Band25	20MHz	QPSK	26365	1RB#49	23.54	-1.55	21.99	33	Pass
Band25	20MHz	QPSK	26365	1RB#99	23.7	-1.55	22.15	33	Pass
Band25	20MHz	QPSK	26590	1RB#0	23.83	-1.55	22.28	33	Pass
Band25	20MHz	QPSK	26590	100RB#0	22.89	-1.55	21.34	33	Pass
Band25	20MHz	QPSK	26590	1RB#49	23.5	-1.55	21.95	33	Pass
Band25	20MHz	QPSK	26590	1RB#99	23.87	-1.55	22.32	33	Pass
Band25	20MHz	16QAM	26140	1RB#0	22.9	-1.55	21.35	33	Pass
Band25	20MHz	16QAM	26140	100RB#0	21.81	-1.55	20.26	33	Pass
Band25	20MHz	16QAM	26140	1RB#49	23.26	-1.55	21.71	33	Pass
Band25	20MHz	16QAM	26140	1RB#99	22.84	-1.55	21.29	33	Pass
Band25	20MHz	16QAM	26365	1RB#0	22.69	-1.55	21.14	33	Pass
Band25	20MHz	16QAM	26365	100RB#0	21.8	-1.55	20.25	33	Pass
Band25	20MHz	16QAM	26365	1RB#49	23.42	-1.55	21.87	33	Pass
Band25	20MHz	16QAM	26365	1RB#99	22.94	-1.55	21.39	33	Pass
Band25	20MHz	16QAM	26590	1RB#0	23.68	-1.55	22.13	33	Pass
Band25	20MHz	16QAM	26590	100RB#0	21.92	-1.55	20.37	33	Pass
Band25	20MHz	16QAM	26590	1RB#49	23.52	-1.55	21.97	33	Pass
Band25	20MHz	16QAM	26590	1RB#99	23.5	-1.55	21.95	33	Pass

Band	Bandwidth	Modulation	Channel	RB Configuration	Result (dBm)	Gain (dBi)	EIRP/ERP (dBm)	Limit (dBm)	Verdict
Band26 (824-849)	1.4MHz	QPSK	26797	1RB#0	23.06	0.93	21.84	38.45	Pass
Band26 (824-849)	1.4MHz	QPSK	26797	6RB#0	22.56	0.93	21.34	38.45	Pass
Band26 (824-849)	1.4MHz	QPSK	26797	1RB#2	23.17	0.93	21.95	38.45	Pass
Band26 (824-849)	1.4MHz	QPSK	26797	1RB#5	22.95	0.93	21.73	38.45	Pass
Band26 (824-849)	1.4MHz	QPSK	26915	1RB#0	23.1	0.93	21.88	38.45	Pass
Band26 (824-849)	1.4MHz	QPSK	26915	6RB#0	22.43	0.93	21.21	38.45	Pass
Band26 (824-849)	1.4MHz	QPSK	26915	1RB#2	23.38	0.93	22.16	38.45	Pass
Band26 (824-849)	1.4MHz	QPSK	26915	1RB#5	23.13	0.93	21.91	38.45	Pass
Band26 (824-849)	1.4MHz	QPSK	27033	1RB#0	23.09	0.93	21.87	38.45	Pass
Band26 (824-849)	1.4MHz	QPSK	27033	6RB#0	22.35	0.93	21.13	38.45	Pass
Band26 (824-849)	1.4MHz	QPSK	27033	1RB#2	23.17	0.93	21.95	38.45	Pass
Band26 (824-849)	1.4MHz	QPSK	27033	1RB#5	23.09	0.93	21.87	38.45	Pass
Band26 (824-849)	1.4MHz	16QAM	26797	1RB#0	22.49	0.93	21.27	38.45	Pass
Band26 (824-849)	1.4MHz	16QAM	26797	6RB#0	21.52	0.93	20.3	38.45	Pass
Band26 (824-849)	1.4MHz	16QAM	26797	1RB#2	22.78	0.93	21.56	38.45	Pass
Band26 (824-849)	1.4MHz	16QAM	26797	1RB#5	22.43	0.93	21.21	38.45	Pass
Band26 (824-849)	1.4MHz	16QAM	26915	1RB#0	22.43	0.93	21.21	38.45	Pass
Band26 (824-849)	1.4MHz	16QAM	26915	6RB#0	21.04	0.93	19.82	38.45	Pass
Band26 (824-849)	1.4MHz	16QAM	26915	1RB#2	22.78	0.93	21.56	38.45	Pass
Band26 (824-849)	1.4MHz	16QAM	26915	1RB#5	22.08	0.93	20.86	38.45	Pass
Band26	1.4MHz	16QAM	27033	1RB#0	22.37	0.93	21.15	38.45	Pass

(824-849)									
Band26 (824-849)	1.4MHz	16QAM	27033	6RB#0	21.5	0.93	20.28	38.45	Pass
Band26 (824-849)	1.4MHz	16QAM	27033	1RB#2	22.48	0.93	21.26	38.45	Pass
Band26 (824-849)	1.4MHz	16QAM	27033	1RB#5	22.43	0.93	21.21	38.45	Pass
Band26 (824-849)	3MHz	QPSK	26805	1RB#0	23.18	0.93	21.96	38.45	Pass
Band26 (824-849)	3MHz	QPSK	26805	15RB#0	22.51	0.93	21.29	38.45	Pass
Band26 (824-849)	3MHz	QPSK	26805	1RB#8	23.11	0.93	21.89	38.45	Pass
Band26 (824-849)	3MHz	QPSK	26805	1RB#14	23.16	0.93	21.94	38.45	Pass
Band26 (824-849)	3MHz	QPSK	26915	1RB#0	22.99	0.93	21.77	38.45	Pass
Band26 (824-849)	3MHz	QPSK	26915	15RB#0	22.52	0.93	21.3	38.45	Pass
Band26 (824-849)	3MHz	QPSK	26915	1RB#8	22.98	0.93	21.76	38.45	Pass
Band26 (824-849)	3MHz	QPSK	26915	1RB#14	23.08	0.93	21.86	38.45	Pass
Band26 (824-849)	3MHz	QPSK	27025	1RB#0	22.93	0.93	21.71	38.45	Pass
Band26 (824-849)	3MHz	QPSK	27025	15RB#0	22.43	0.93	21.21	38.45	Pass
Band26 (824-849)	3MHz	QPSK	27025	1RB#8	22.85	0.93	21.63	38.45	Pass
Band26 (824-849)	3MHz	QPSK	27025	1RB#14	22.72	0.93	21.5	38.45	Pass
Band26 (824-849)	3MHz	16QAM	26805	1RB#0	22.27	0.93	21.05	38.45	Pass
Band26 (824-849)	3MHz	16QAM	26805	15RB#0	21.36	0.93	20.14	38.45	Pass
Band26 (824-849)	3MHz	16QAM	26805	1RB#8	22.49	0.93	21.27	38.45	Pass
Band26 (824-849)	3MHz	16QAM	26805	1RB#14	22.24	0.93	21.02	38.45	Pass
Band26 (824-849)	3MHz	16QAM	26915	1RB#0	22.68	0.93	21.46	38.45	Pass
Band26 (824-849)	3MHz	16QAM	26915	15RB#0	21.29	0.93	20.07	38.45	Pass

Band26 (824-849)	3MHz	16QAM	26915	1RB#8	22.9	0.93	21.68	38.45	Pass
Band26 (824-849)	3MHz	16QAM	26915	1RB#14	22.95	0.93	21.73	38.45	Pass
Band26 (824-849)	3MHz	16QAM	27025	1RB#0	22.25	0.93	21.03	38.45	Pass
Band26 (824-849)	3MHz	16QAM	27025	15RB#0	21.5	0.93	20.28	38.45	Pass
Band26 (824-849)	3MHz	16QAM	27025	1RB#8	22.23	0.93	21.01	38.45	Pass
Band26 (824-849)	3MHz	16QAM	27025	1RB#14	22.19	0.93	20.97	38.45	Pass
Band26 (824-849)	5MHz	QPSK	26815	1RB#0	22.99	0.93	21.77	38.45	Pass
Band26 (824-849)	5MHz	QPSK	26815	25RB#0	22.42	0.93	21.2	38.45	Pass
Band26 (824-849)	5MHz	QPSK	26815	1RB#12	23.06	0.93	21.84	38.45	Pass
Band26 (824-849)	5MHz	QPSK	26815	1RB#24	23.04	0.93	21.82	38.45	Pass
Band26 (824-849)	5MHz	QPSK	26915	1RB#0	23.17	0.93	21.95	38.45	Pass
Band26 (824-849)	5MHz	QPSK	26915	25RB#0	22.41	0.93	21.19	38.45	Pass
Band26 (824-849)	5MHz	QPSK	26915	1RB#12	23.2	0.93	21.98	38.45	Pass
Band26 (824-849)	5MHz	QPSK	26915	1RB#24	23.16	0.93	21.94	38.45	Pass
Band26 (824-849)	5MHz	QPSK	27015	1RB#0	23.18	0.93	21.96	38.45	Pass
Band26 (824-849)	5MHz	QPSK	27015	25RB#0	22.37	0.93	21.15	38.45	Pass
Band26 (824-849)	5MHz	QPSK	27015	1RB#12	23.16	0.93	21.94	38.45	Pass
Band26 (824-849)	5MHz	QPSK	27015	1RB#24	22.9	0.93	21.68	38.45	Pass
Band26 (824-849)	5MHz	16QAM	26815	1RB#0	22.16	0.93	20.94	38.45	Pass
Band26 (824-849)	5MHz	16QAM	26815	25RB#0	21.59	0.93	20.37	38.45	Pass
Band26 (824-849)	5MHz	16QAM	26815	1RB#12	22.22	0.93	21	38.45	Pass
Band26 (824-849)	5MHz	16QAM	26815	1RB#24	21.95	0.93	20.73	38.45	Pass

Band26 (824-849)	5MHz	16QAM	26915	1RB#0	22.38	0.93	21.16	38.45	Pass
Band26 (824-849)	5MHz	16QAM	26915	25RB#0	21.33	0.93	20.11	38.45	Pass
Band26 (824-849)	5MHz	16QAM	26915	1RB#12	22.43	0.93	21.21	38.45	Pass
Band26 (824-849)	5MHz	16QAM	26915	1RB#24	22.36	0.93	21.14	38.45	Pass
Band26 (824-849)	5MHz	16QAM	27015	1RB#0	22.15	0.93	20.93	38.45	Pass
Band26 (824-849)	5MHz	16QAM	27015	25RB#0	21.43	0.93	20.21	38.45	Pass
Band26 (824-849)	5MHz	16QAM	27015	1RB#12	21.89	0.93	20.67	38.45	Pass
Band26 (824-849)	5MHz	16QAM	27015	1RB#24	22.06	0.93	20.84	38.45	Pass
Band26 (824-849)	10MHz	QPSK	26840	1RB#0	22.81	0.93	21.59	38.45	Pass
Band26 (824-849)	10MHz	QPSK	26840	50RB#0	22.53	0.93	21.31	38.45	Pass
Band26 (824-849)	10MHz	QPSK	26840	1RB#24	23.07	0.93	21.85	38.45	Pass
Band26 (824-849)	10MHz	QPSK	26840	1RB#49	23.03	0.93	21.81	38.45	Pass
Band26 (824-849)	10MHz	QPSK	26915	1RB#0	23.19	0.93	21.97	38.45	Pass
Band26 (824-849)	10MHz	QPSK	26915	50RB#0	22.48	0.93	21.26	38.45	Pass
Band26 (824-849)	10MHz	QPSK	26915	1RB#24	23.38	0.93	22.16	38.45	Pass
Band26 (824-849)	10MHz	QPSK	26915	1RB#49	23.13	0.93	21.91	38.45	Pass
Band26 (824-849)	10MHz	QPSK	26990	1RB#0	23	0.93	21.78	38.45	Pass
Band26 (824-849)	10MHz	QPSK	26990	50RB#0	22.46	0.93	21.24	38.45	Pass
Band26 (824-849)	10MHz	QPSK	26990	1RB#24	23.16	0.93	21.94	38.45	Pass
Band26 (824-849)	10MHz	QPSK	26990	1RB#49	22.94	0.93	21.72	38.45	Pass
Band26 (824-849)	10MHz	16QAM	26840	1RB#0	22.4	0.93	21.18	38.45	Pass
Band26 (824-849)	10MHz	16QAM	26840	50RB#0	21.58	0.93	20.36	38.45	Pass

Band26 (824-849)	10MHz	16QAM	26840	1RB#24	22.7	0.93	21.48	38.45	Pass
Band26 (824-849)	10MHz	16QAM	26840	1RB#49	22.4	0.93	21.18	38.45	Pass
Band26 (824-849)	10MHz	16QAM	26915	1RB#0	22.65	0.93	21.43	38.45	Pass
Band26 (824-849)	10MHz	16QAM	26915	50RB#0	21.45	0.93	20.23	38.45	Pass
Band26 (824-849)	10MHz	16QAM	26915	1RB#24	22.97	0.93	21.75	38.45	Pass
Band26 (824-849)	10MHz	16QAM	26915	1RB#49	22.18	0.93	20.96	38.45	Pass
Band26 (824-849)	10MHz	16QAM	26990	1RB#0	22.65	0.93	21.43	38.45	Pass
Band26 (824-849)	10MHz	16QAM	26990	50RB#0	21.33	0.93	20.11	38.45	Pass
Band26 (824-849)	10MHz	16QAM	26990	1RB#24	22.89	0.93	21.67	38.45	Pass
Band26 (824-849)	10MHz	16QAM	26990	1RB#49	22.64	0.93	21.42	38.45	Pass
Band26 (824-849)	15MHz	QPSK	26865	1RB#0	23.09	0.93	21.87	38.45	Pass
Band26 (824-849)	15MHz	QPSK	26865	75RB#0	22.45	0.93	21.23	38.45	Pass
Band26 (824-849)	15MHz	QPSK	26865	1RB#38	23.14	0.93	21.92	38.45	Pass
Band26 (824-849)	15MHz	QPSK	26865	1RB#74	22.82	0.93	21.6	38.45	Pass
Band26 (824-849)	15MHz	QPSK	26915	1RB#0	22.84	0.93	21.62	38.45	Pass
Band26 (824-849)	15MHz	QPSK	26915	75RB#0	22.49	0.93	21.27	38.45	Pass
Band26 (824-849)	15MHz	QPSK	26915	1RB#38	22.83	0.93	21.61	38.45	Pass
Band26 (824-849)	15MHz	QPSK	26915	1RB#74	22.7	0.93	21.48	38.45	Pass
Band26 (824-849)	15MHz	QPSK	26965	1RB#0	23.03	0.93	21.81	38.45	Pass
Band26 (824-849)	15MHz	QPSK	26965	75RB#0	22.4	0.93	21.18	38.45	Pass
Band26 (824-849)	15MHz	QPSK	26965	1RB#38	23.09	0.93	21.87	38.45	Pass
Band26 (824-849)	15MHz	QPSK	26965	1RB#74	22.94	0.93	21.72	38.45	Pass

Band26 (824-849)	15MHz	16QAM	26865	1RB#0	22.34	0.93	21.12	38.45	Pass
Band26 (824-849)	15MHz	16QAM	26865	75RB#0	21.34	0.93	20.12	38.45	Pass
Band26 (824-849)	15MHz	16QAM	26865	1RB#38	22.6	0.93	21.38	38.45	Pass
Band26 (824-849)	15MHz	16QAM	26865	1RB#74	22.38	0.93	21.16	38.45	Pass
Band26 (824-849)	15MHz	16QAM	26915	1RB#0	22.38	0.93	21.16	38.45	Pass
Band26 (824-849)	15MHz	16QAM	26915	75RB#0	21.34	0.93	20.12	38.45	Pass
Band26 (824-849)	15MHz	16QAM	26915	1RB#38	22.53	0.93	21.31	38.45	Pass
Band26 (824-849)	15MHz	16QAM	26915	1RB#74	22.33	0.93	21.11	38.45	Pass
Band26 (824-849)	15MHz	16QAM	26965	1RB#0	22.89	0.93	21.67	38.45	Pass
Band26 (824-849)	15MHz	16QAM	26965	75RB#0	21.2	0.93	19.98	38.45	Pass
Band26 (824-849)	15MHz	16QAM	26965	1RB#38	22.89	0.93	21.67	38.45	Pass
Band26 (824-849)	15MHz	16QAM	26965	1RB#74	22.6	0.93	21.38	38.45	Pass

Band	Bandwidth	Modulation	Channel	RB Configuration	Result (dBm)	Gain (dBi)	EIRP/ERP (dBm)	Limit (dBm)	Verdict
Band26 (814-824)	1.4MHz	QPSK	26697	1RB#0	23.05	0.94	21.84	50	Pass
Band26 (814-824)	1.4MHz	QPSK	26697	6RB#0	22.47	0.94	21.26	50	Pass
Band26 (814-824)	1.4MHz	QPSK	26697	1RB#2	23.04	0.94	21.83	50	Pass
Band26 (814-824)	1.4MHz	QPSK	26697	1RB#5	23.26	0.94	22.05	50	Pass
Band26 (814-824)	1.4MHz	QPSK	26740	1RB#0	23.14	0.94	21.93	50	Pass
Band26 (814-824)	1.4MHz	QPSK	26740	6RB#0	22.52	0.94	21.31	50	Pass
Band26 (814-824)	1.4MHz	QPSK	26740	1RB#2	23.14	0.94	21.93	50	Pass
Band26 (814-824)	1.4MHz	QPSK	26740	1RB#5	23.27	0.94	22.06	50	Pass
Band26 (814-824)	1.4MHz	QPSK	26783	1RB#0	23.06	0.94	21.85	50	Pass
Band26 (814-824)	1.4MHz	QPSK	26783	6RB#0	22.4	0.94	21.19	50	Pass
Band26 (814-824)	1.4MHz	QPSK	26783	1RB#2	23.32	0.94	22.11	50	Pass
Band26 (814-824)	1.4MHz	QPSK	26783	1RB#5	23.14	0.94	21.93	50	Pass
Band26 (814-824)	1.4MHz	16QAM	26697	1RB#0	23.08	0.94	21.87	50	Pass
Band26 (814-824)	1.4MHz	16QAM	26697	6RB#0	21.52	0.94	20.31	50	Pass
Band26 (814-824)	1.4MHz	16QAM	26697	1RB#2	23.22	0.94	22.01	50	Pass
Band26 (814-824)	1.4MHz	16QAM	26697	1RB#5	22.34	0.94	21.13	50	Pass
Band26 (814-824)	1.4MHz	16QAM	26740	1RB#0	22.52	0.94	21.31	50	Pass
Band26 (814-824)	1.4MHz	16QAM	26740	6RB#0	21.55	0.94	20.34	50	Pass
Band26 (814-824)	1.4MHz	16QAM	26740	1RB#2	22.74	0.94	21.53	50	Pass
Band26 (814-824)	1.4MHz	16QAM	26740	1RB#5	22.46	0.94	21.25	50	Pass
Band26	1.4MHz	16QAM	26783	1RB#0	22.49	0.94	21.28	50	Pass

(814-824)									
Band26 (814-824)	1.4MHz	16QAM	26783	6RB#0	21.19	0.94	19.98	50	Pass
Band26 (814-824)	1.4MHz	16QAM	26783	1RB#2	22.25	0.94	21.04	50	Pass
Band26 (814-824)	1.4MHz	16QAM	26783	1RB#5	22.35	0.94	21.14	50	Pass
Band26 (814-824)	3MHz	QPSK	26705	1RB#0	22.99	0.94	21.78	50	Pass
Band26 (814-824)	3MHz	QPSK	26705	15RB#0	22.55	0.94	21.34	50	Pass
Band26 (814-824)	3MHz	QPSK	26705	1RB#8	22.99	0.94	21.78	50	Pass
Band26 (814-824)	3MHz	QPSK	26705	1RB#14	22.97	0.94	21.76	50	Pass
Band26 (814-824)	3MHz	QPSK	26740	1RB#0	23.1	0.94	21.89	50	Pass
Band26 (814-824)	3MHz	QPSK	26740	15RB#0	22.48	0.94	21.27	50	Pass
Band26 (814-824)	3MHz	QPSK	26740	1RB#8	23.42	0.94	22.21	50	Pass
Band26 (814-824)	3MHz	QPSK	26740	1RB#14	23.12	0.94	21.91	50	Pass
Band26 (814-824)	3MHz	QPSK	26775	1RB#0	23.01	0.94	21.8	50	Pass
Band26 (814-824)	3MHz	QPSK	26775	15RB#0	22.54	0.94	21.33	50	Pass
Band26 (814-824)	3MHz	QPSK	26775	1RB#8	23.26	0.94	22.05	50	Pass
Band26 (814-824)	3MHz	QPSK	26775	1RB#14	23.19	0.94	21.98	50	Pass
Band26 (814-824)	3MHz	16QAM	26705	1RB#0	22.32	0.94	21.11	50	Pass
Band26 (814-824)	3MHz	16QAM	26705	15RB#0	21.24	0.94	20.03	50	Pass
Band26 (814-824)	3MHz	16QAM	26705	1RB#8	22.54	0.94	21.33	50	Pass
Band26 (814-824)	3MHz	16QAM	26705	1RB#14	22.3	0.94	21.09	50	Pass
Band26 (814-824)	3MHz	16QAM	26740	1RB#0	22.28	0.94	21.07	50	Pass
Band26 (814-824)	3MHz	16QAM	26740	15RB#0	21.43	0.94	20.22	50	Pass

Band26 (814-824)	3MHz	16QAM	26740	1RB#8	22.52	0.94	21.31	50	Pass
Band26 (814-824)	3MHz	16QAM	26740	1RB#14	22.28	0.94	21.07	50	Pass
Band26 (814-824)	3MHz	16QAM	26775	1RB#0	22.66	0.94	21.45	50	Pass
Band26 (814-824)	3MHz	16QAM	26775	15RB#0	21.74	0.94	20.53	50	Pass
Band26 (814-824)	3MHz	16QAM	26775	1RB#8	22.97	0.94	21.76	50	Pass
Band26 (814-824)	3MHz	16QAM	26775	1RB#14	22.68	0.94	21.47	50	Pass
Band26 (814-824)	5MHz	QPSK	26715	1RB#0	23.23	0.94	22.02	50	Pass
Band26 (814-824)	5MHz	QPSK	26715	25RB#0	22.42	0.94	21.21	50	Pass
Band26 (814-824)	5MHz	QPSK	26715	1RB#12	23.02	0.94	21.81	50	Pass
Band26 (814-824)	5MHz	QPSK	26715	1RB#24	23.04	0.94	21.83	50	Pass
Band26 (814-824)	5MHz	QPSK	26740	1RB#0	23.15	0.94	21.94	50	Pass
Band26 (814-824)	5MHz	QPSK	26740	25RB#0	22.47	0.94	21.26	50	Pass
Band26 (814-824)	5MHz	QPSK	26740	1RB#12	23.22	0.94	22.01	50	Pass
Band26 (814-824)	5MHz	QPSK	26740	1RB#24	23.19	0.94	21.98	50	Pass
Band26 (814-824)	5MHz	QPSK	26765	1RB#0	23.13	0.94	21.92	50	Pass
Band26 (814-824)	5MHz	QPSK	26765	25RB#0	22.5	0.94	21.29	50	Pass
Band26 (814-824)	5MHz	QPSK	26765	1RB#12	23.16	0.94	21.95	50	Pass
Band26 (814-824)	5MHz	QPSK	26765	1RB#24	23.02	0.94	21.81	50	Pass
Band26 (814-824)	5MHz	16QAM	26715	1RB#0	22.06	0.94	20.85	50	Pass
Band26 (814-824)	5MHz	16QAM	26715	25RB#0	21.48	0.94	20.27	50	Pass
Band26 (814-824)	5MHz	16QAM	26715	1RB#12	22.85	0.94	21.64	50	Pass
Band26 (814-824)	5MHz	16QAM	26715	1RB#24	22.2	0.94	20.99	50	Pass

Band26 (814-824)	5MHz	16QAM	26740	1RB#0	22.47	0.94	21.26	50	Pass
Band26 (814-824)	5MHz	16QAM	26740	25RB#0	21.4	0.94	20.19	50	Pass
Band26 (814-824)	5MHz	16QAM	26740	1RB#12	22.52	0.94	21.31	50	Pass
Band26 (814-824)	5MHz	16QAM	26740	1RB#24	22.5	0.94	21.29	50	Pass
Band26 (814-824)	5MHz	16QAM	26765	1RB#0	22.33	0.94	21.12	50	Pass
Band26 (814-824)	5MHz	16QAM	26765	25RB#0	21.59	0.94	20.38	50	Pass
Band26 (814-824)	5MHz	16QAM	26765	1RB#12	22.61	0.94	21.4	50	Pass
Band26 (814-824)	5MHz	16QAM	26765	1RB#24	22.36	0.94	21.15	50	Pass
Band26 (814-824)	10MHz	QPSK	26740	1RB#0	22.9	0.94	21.69	50	Pass
Band26 (814-824)	10MHz	QPSK	26740	50RB#0	22.52	0.94	21.31	50	Pass
Band26 (814-824)	10MHz	QPSK	26740	1RB#24	23.15	0.94	21.94	50	Pass
Band26 (814-824)	10MHz	QPSK	26740	1RB#49	23.02	0.94	21.81	50	Pass
Band26 (814-824)	10MHz	16QAM	26740	1RB#0	22.46	0.94	21.25	50	Pass
Band26 (814-824)	10MHz	16QAM	26740	50RB#0	21.56	0.94	20.35	50	Pass
Band26 (814-824)	10MHz	16QAM	26740	1RB#24	22.8	0.94	21.59	50	Pass
Band26 (814-824)	10MHz	16QAM	26740	1RB#49	22.38	0.94	21.17	50	Pass

Band	Bandwidth	Modulation	Channel	RB Configuration	Result (dBm)	Gain (dBi)	EIRP/ERP (dBm)	Limit (dBm)	Verdict
Band66	1.4MHz	QPSK	131979	1RB#0	22.91	-0.51	22.4	30	Pass
Band66	1.4MHz	QPSK	131979	6RB#0	22.2	-0.51	21.69	30	Pass
Band66	1.4MHz	QPSK	131979	1RB#2	22.92	-0.51	22.41	30	Pass
Band66	1.4MHz	QPSK	131979	1RB#5	22.96	-0.51	22.45	30	Pass
Band66	1.4MHz	QPSK	132322	1RB#0	22.96	-0.51	22.45	30	Pass
Band66	1.4MHz	QPSK	132322	6RB#0	22.28	-0.51	21.77	30	Pass
Band66	1.4MHz	QPSK	132322	1RB#2	23.1	-0.51	22.59	30	Pass
Band66	1.4MHz	QPSK	132322	1RB#5	22.92	-0.51	22.41	30	Pass
Band66	1.4MHz	QPSK	132665	1RB#0	23	-0.51	22.49	30	Pass
Band66	1.4MHz	QPSK	132665	6RB#0	22.35	-0.51	21.84	30	Pass
Band66	1.4MHz	QPSK	132665	1RB#2	23.06	-0.51	22.55	30	Pass
Band66	1.4MHz	QPSK	132665	1RB#5	23.14	-0.51	22.63	30	Pass
Band66	1.4MHz	16QAM	131979	1RB#0	22.24	-0.51	21.73	30	Pass
Band66	1.4MHz	16QAM	131979	6RB#0	21.2	-0.51	20.69	30	Pass
Band66	1.4MHz	16QAM	131979	1RB#2	22.54	-0.51	22.03	30	Pass
Band66	1.4MHz	16QAM	131979	1RB#5	22.22	-0.51	21.71	30	Pass
Band66	1.4MHz	16QAM	132322	1RB#0	21.94	-0.51	21.43	30	Pass
Band66	1.4MHz	16QAM	132322	6RB#0	21.15	-0.51	20.64	30	Pass
Band66	1.4MHz	16QAM	132322	1RB#2	22.12	-0.51	21.61	30	Pass
Band66	1.4MHz	16QAM	132322	1RB#5	22.03	-0.51	21.52	30	Pass
Band66	1.4MHz	16QAM	132665	1RB#0	22.39	-0.51	21.88	30	Pass
Band66	1.4MHz	16QAM	132665	6RB#0	21.41	-0.51	20.9	30	Pass
Band66	1.4MHz	16QAM	132665	1RB#2	22.69	-0.51	22.18	30	Pass
Band66	1.4MHz	16QAM	132665	1RB#5	22.35	-0.51	21.84	30	Pass
Band66	3MHz	QPSK	131987	1RB#0	22.86	-0.51	22.35	30	Pass
Band66	3MHz	QPSK	131987	15RB#0	22.39	-0.51	21.88	30	Pass
Band66	3MHz	QPSK	131987	1RB#8	22.64	-0.51	22.13	30	Pass
Band66	3MHz	QPSK	131987	1RB#14	22.81	-0.51	22.3	30	Pass
Band66	3MHz	QPSK	132322	1RB#0	23.05	-0.51	22.54	30	Pass
Band66	3MHz	QPSK	132322	15RB#0	22.23	-0.51	21.72	30	Pass
Band66	3MHz	QPSK	132322	1RB#8	22.89	-0.51	22.38	30	Pass
Band66	3MHz	QPSK	132322	1RB#14	22.96	-0.51	22.45	30	Pass
Band66	3MHz	QPSK	132657	1RB#0	22.93	-0.51	22.42	30	Pass
Band66	3MHz	QPSK	132657	15RB#0	22.48	-0.51	21.97	30	Pass
Band66	3MHz	QPSK	132657	1RB#8	23.14	-0.51	22.63	30	Pass
Band66	3MHz	QPSK	132657	1RB#14	22.91	-0.51	22.4	30	Pass
Band66	3MHz	16QAM	131987	1RB#0	22.27	-0.51	21.76	30	Pass
Band66	3MHz	16QAM	131987	15RB#0	21.22	-0.51	20.71	30	Pass
Band66	3MHz	16QAM	131987	1RB#8	22.23	-0.51	21.72	30	Pass
Band66	3MHz	16QAM	131987	1RB#14	22.26	-0.51	21.75	30	Pass

Band66	3MHz	16QAM	132322	1RB#0	22.15	-0.51	21.64	30	Pass
Band66	3MHz	16QAM	132322	15RB#0	21.3	-0.51	20.79	30	Pass
Band66	3MHz	16QAM	132322	1RB#8	22.3	-0.51	21.79	30	Pass
Band66	3MHz	16QAM	132322	1RB#14	22.02	-0.51	21.51	30	Pass
Band66	3MHz	16QAM	132657	1RB#0	22.34	-0.51	21.83	30	Pass
Band66	3MHz	16QAM	132657	15RB#0	21.35	-0.51	20.84	30	Pass
Band66	3MHz	16QAM	132657	1RB#8	22.31	-0.51	21.8	30	Pass
Band66	3MHz	16QAM	132657	1RB#14	22.27	-0.51	21.76	30	Pass
Band66	5MHz	QPSK	131997	1RB#0	22.89	-0.51	22.38	30	Pass
Band66	5MHz	QPSK	131997	25RB#0	22.24	-0.51	21.73	30	Pass
Band66	5MHz	QPSK	131997	1RB#12	23.16	-0.51	22.65	30	Pass
Band66	5MHz	QPSK	131997	1RB#24	22.94	-0.51	22.43	30	Pass
Band66	5MHz	QPSK	132322	1RB#0	23.15	-0.51	22.64	30	Pass
Band66	5MHz	QPSK	132322	25RB#0	22.25	-0.51	21.74	30	Pass
Band66	5MHz	QPSK	132322	1RB#12	23.11	-0.51	22.6	30	Pass
Band66	5MHz	QPSK	132322	1RB#24	23.03	-0.51	22.52	30	Pass
Band66	5MHz	QPSK	132647	1RB#0	23.04	-0.51	22.53	30	Pass
Band66	5MHz	QPSK	132647	25RB#0	22.43	-0.51	21.92	30	Pass
Band66	5MHz	QPSK	132647	1RB#12	22.99	-0.51	22.48	30	Pass
Band66	5MHz	QPSK	132647	1RB#24	23.03	-0.51	22.52	30	Pass
Band66	5MHz	16QAM	131997	1RB#0	22.03	-0.51	21.52	30	Pass
Band66	5MHz	16QAM	131997	25RB#0	21.26	-0.51	20.75	30	Pass
Band66	5MHz	16QAM	131997	1RB#12	21.84	-0.51	21.33	30	Pass
Band66	5MHz	16QAM	131997	1RB#24	21.77	-0.51	21.26	30	Pass
Band66	5MHz	16QAM	132322	1RB#0	22.33	-0.51	21.82	30	Pass
Band66	5MHz	16QAM	132322	25RB#0	21.24	-0.51	20.73	30	Pass
Band66	5MHz	16QAM	132322	1RB#12	22.3	-0.51	21.79	30	Pass
Band66	5MHz	16QAM	132322	1RB#24	22.4	-0.51	21.89	30	Pass
Band66	5MHz	16QAM	132647	1RB#0	22.26	-0.51	21.75	30	Pass
Band66	5MHz	16QAM	132647	25RB#0	21.49	-0.51	20.98	30	Pass
Band66	5MHz	16QAM	132647	1RB#12	22.14	-0.51	21.63	30	Pass
Band66	5MHz	16QAM	132647	1RB#24	22.13	-0.51	21.62	30	Pass
Band66	10MHz	QPSK	132022	1RB#0	22.71	-0.51	22.2	30	Pass
Band66	10MHz	QPSK	132022	50RB#0	22.28	-0.51	21.77	30	Pass
Band66	10MHz	QPSK	132022	1RB#24	23.08	-0.51	22.57	30	Pass
Band66	10MHz	QPSK	132022	1RB#49	23.05	-0.51	22.54	30	Pass
Band66	10MHz	QPSK	132322	1RB#0	23.15	-0.51	22.64	30	Pass
Band66	10MHz	QPSK	132322	50RB#0	22.32	-0.51	21.81	30	Pass
Band66	10MHz	QPSK	132322	1RB#24	23.25	-0.51	22.74	30	Pass
Band66	10MHz	QPSK	132322	1RB#49	23.01	-0.51	22.5	30	Pass
Band66	10MHz	QPSK	132622	1RB#0	22.92	-0.51	22.41	30	Pass
Band66	10MHz	QPSK	132622	50RB#0	22.45	-0.51	21.94	30	Pass
Band66	10MHz	QPSK	132622	1RB#24	22.99	-0.51	22.48	30	Pass

Band66	10MHz	QPSK	132622	1RB#49	22.95	-0.51	22.44	30	Pass
Band66	10MHz	16QAM	132022	1RB#0	22.23	-0.51	21.72	30	Pass
Band66	10MHz	16QAM	132022	50RB#0	21.39	-0.51	20.88	30	Pass
Band66	10MHz	16QAM	132022	1RB#24	22.57	-0.51	22.06	30	Pass
Band66	10MHz	16QAM	132022	1RB#49	22.18	-0.51	21.67	30	Pass
Band66	10MHz	16QAM	132322	1RB#0	22.56	-0.51	22.05	30	Pass
Band66	10MHz	16QAM	132322	50RB#0	21.36	-0.51	20.85	30	Pass
Band66	10MHz	16QAM	132322	1RB#24	22.81	-0.51	22.3	30	Pass
Band66	10MHz	16QAM	132322	1RB#49	22.39	-0.51	21.88	30	Pass
Band66	10MHz	16QAM	132622	1RB#0	22.37	-0.51	21.86	30	Pass
Band66	10MHz	16QAM	132622	50RB#0	21.48	-0.51	20.97	30	Pass
Band66	10MHz	16QAM	132622	1RB#24	22.64	-0.51	22.13	30	Pass
Band66	10MHz	16QAM	132622	1RB#49	22.52	-0.51	22.01	30	Pass
Band66	15MHz	QPSK	132047	1RB#0	22.78	-0.51	22.27	30	Pass
Band66	15MHz	QPSK	132047	75RB#0	22.32	-0.51	21.81	30	Pass
Band66	15MHz	QPSK	132047	1RB#38	23	-0.51	22.49	30	Pass
Band66	15MHz	QPSK	132047	1RB#74	23.06	-0.51	22.55	30	Pass
Band66	15MHz	QPSK	132322	1RB#0	23.03	-0.51	22.52	30	Pass
Band66	15MHz	QPSK	132322	75RB#0	22.38	-0.51	21.87	30	Pass
Band66	15MHz	QPSK	132322	1RB#38	22.69	-0.51	22.18	30	Pass
Band66	15MHz	QPSK	132322	1RB#74	22.85	-0.51	22.34	30	Pass
Band66	15MHz	QPSK	132597	1RB#0	23.16	-0.51	22.65	30	Pass
Band66	15MHz	QPSK	132597	75RB#0	22.43	-0.51	21.92	30	Pass
Band66	15MHz	QPSK	132597	1RB#38	22.87	-0.51	22.36	30	Pass
Band66	15MHz	QPSK	132597	1RB#74	22.83	-0.51	22.32	30	Pass
Band66	15MHz	16QAM	132047	1RB#0	22.2	-0.51	21.69	30	Pass
Band66	15MHz	16QAM	132047	75RB#0	21.3	-0.51	20.79	30	Pass
Band66	15MHz	16QAM	132047	1RB#38	22.46	-0.51	21.95	30	Pass
Band66	15MHz	16QAM	132047	1RB#74	22.22	-0.51	21.71	30	Pass
Band66	15MHz	16QAM	132322	1RB#0	22.61	-0.51	22.1	30	Pass
Band66	15MHz	16QAM	132322	75RB#0	21.52	-0.51	21.01	30	Pass
Band66	15MHz	16QAM	132322	1RB#38	22.3	-0.51	21.79	30	Pass
Band66	15MHz	16QAM	132322	1RB#74	22.45	-0.51	21.94	30	Pass
Band66	15MHz	16QAM	132597	1RB#0	22.32	-0.51	21.81	30	Pass
Band66	15MHz	16QAM	132597	75RB#0	21.32	-0.51	20.81	30	Pass
Band66	15MHz	16QAM	132597	1RB#38	22.31	-0.51	21.8	30	Pass
Band66	15MHz	16QAM	132597	1RB#74	22.3	-0.51	21.79	30	Pass
Band66	20MHz	QPSK	132072	1RB#0	22.88	-0.51	22.37	30	Pass
Band66	20MHz	QPSK	132072	100RB#0	22.49	-0.51	21.98	30	Pass
Band66	20MHz	QPSK	132072	1RB#49	23.32	-0.51	22.81	30	Pass
Band66	20MHz	QPSK	132072	1RB#99	23.19	-0.51	22.68	30	Pass
Band66	20MHz	QPSK	132322	1RB#0	23.04	-0.51	22.53	30	Pass
Band66	20MHz	QPSK	132322	100RB#0	22.45	-0.51	21.94	30	Pass

Band66	20MHz	QPSK	132322	1RB#49	23.02	-0.51	22.51	30	Pass
Band66	20MHz	QPSK	132322	1RB#99	23.23	-0.51	22.72	30	Pass
Band66	20MHz	QPSK	132572	1RB#0	22.99	-0.51	22.48	30	Pass
Band66	20MHz	QPSK	132572	100RB#0	22.41	-0.51	21.9	30	Pass
Band66	20MHz	QPSK	132572	1RB#49	23	-0.51	22.49	30	Pass
Band66	20MHz	QPSK	132572	1RB#99	22.95	-0.51	22.44	30	Pass
Band66	20MHz	16QAM	132072	1RB#0	22.17	-0.51	21.66	30	Pass
Band66	20MHz	16QAM	132072	100RB#0	21.38	-0.51	20.87	30	Pass
Band66	20MHz	16QAM	132072	1RB#49	22.75	-0.51	22.24	30	Pass
Band66	20MHz	16QAM	132072	1RB#99	22.32	-0.51	21.81	30	Pass
Band66	20MHz	16QAM	132322	1RB#0	23.25	-0.51	22.74	30	Pass
Band66	20MHz	16QAM	132322	100RB#0	21.41	-0.51	20.9	30	Pass
Band66	20MHz	16QAM	132322	1RB#49	23.23	-0.51	22.72	30	Pass
Band66	20MHz	16QAM	132322	1RB#99	23.18	-0.51	22.67	30	Pass
Band66	20MHz	16QAM	132572	1RB#0	22.27	-0.51	21.76	30	Pass
Band66	20MHz	16QAM	132572	100RB#0	21.3	-0.51	20.79	30	Pass
Band66	20MHz	16QAM	132572	1RB#49	22.92	-0.51	22.41	30	Pass
Band66	20MHz	16QAM	132572	1RB#99	22.28	-0.51	21.77	30	Pass

Band	Bandwidth	Modulation	Channel	RB Configuration	Result (dBm)	Gain (dBi)	EIRP/ERP (dBm)	Limit (dBm)	Verdict
Band71	5MHz	QPSK	133147	1RB#0	22.9	1.81	22.56	33	Pass
Band71	5MHz	QPSK	133147	25RB#0	22.31	1.81	21.97	33	Pass
Band71	5MHz	QPSK	133147	1RB#12	22.92	1.81	22.58	33	Pass
Band71	5MHz	QPSK	133147	1RB#24	22.91	1.81	22.57	33	Pass
Band71	5MHz	QPSK	133297	1RB#0	23.07	1.81	22.73	33	Pass
Band71	5MHz	QPSK	133297	25RB#0	22.31	1.81	21.97	33	Pass
Band71	5MHz	QPSK	133297	1RB#12	23.07	1.81	22.73	33	Pass
Band71	5MHz	QPSK	133297	1RB#24	23.04	1.81	22.7	33	Pass
Band71	5MHz	QPSK	133447	1RB#0	22.87	1.81	22.53	33	Pass
Band71	5MHz	QPSK	133447	25RB#0	22.37	1.81	22.03	33	Pass
Band71	5MHz	QPSK	133447	1RB#12	22.87	1.81	22.53	33	Pass
Band71	5MHz	QPSK	133447	1RB#24	22.9	1.81	22.56	33	Pass
Band71	5MHz	16QAM	133147	1RB#0	22.14	1.81	21.8	33	Pass
Band71	5MHz	16QAM	133147	25RB#0	21.25	1.81	20.91	33	Pass
Band71	5MHz	16QAM	133147	1RB#12	22.14	1.81	21.8	33	Pass
Band71	5MHz	16QAM	133147	1RB#24	22.03	1.81	21.69	33	Pass
Band71	5MHz	16QAM	133297	1RB#0	22.34	1.81	22	33	Pass
Band71	5MHz	16QAM	133297	25RB#0	21.11	1.81	20.77	33	Pass
Band71	5MHz	16QAM	133297	1RB#12	22.37	1.81	22.03	33	Pass
Band71	5MHz	16QAM	133297	1RB#24	22.32	1.81	21.98	33	Pass
Band71	5MHz	16QAM	133447	1RB#0	22.08	1.81	21.74	33	Pass
Band71	5MHz	16QAM	133447	25RB#0	21.29	1.81	20.95	33	Pass
Band71	5MHz	16QAM	133447	1RB#12	21.89	1.81	21.55	33	Pass
Band71	5MHz	16QAM	133447	1RB#24	22.03	1.81	21.69	33	Pass
Band71	10MHz	QPSK	133172	1RB#0	22.92	1.81	22.58	33	Pass
Band71	10MHz	QPSK	133172	50RB#0	22.41	1.81	22.07	33	Pass
Band71	10MHz	QPSK	133172	1RB#24	23.07	1.81	22.73	33	Pass
Band71	10MHz	QPSK	133172	1RB#49	22.93	1.81	22.59	33	Pass
Band71	10MHz	QPSK	133297	1RB#0	23.06	1.81	22.72	33	Pass
Band71	10MHz	QPSK	133297	50RB#0	22.41	1.81	22.07	33	Pass
Band71	10MHz	QPSK	133297	1RB#24	22.93	1.81	22.59	33	Pass
Band71	10MHz	QPSK	133297	1RB#49	22.94	1.81	22.6	33	Pass
Band71	10MHz	QPSK	133422	1RB#0	22.79	1.81	22.45	33	Pass
Band71	10MHz	QPSK	133422	50RB#0	22.39	1.81	22.05	33	Pass
Band71	10MHz	QPSK	133422	1RB#24	22.9	1.81	22.56	33	Pass
Band71	10MHz	QPSK	133422	1RB#49	22.81	1.81	22.47	33	Pass
Band71	10MHz	16QAM	133172	1RB#0	22.35	1.81	22.01	33	Pass
Band71	10MHz	16QAM	133172	50RB#0	21.37	1.81	21.03	33	Pass
Band71	10MHz	16QAM	133172	1RB#24	22.28	1.81	21.94	33	Pass
Band71	10MHz	16QAM	133172	1RB#49	21.98	1.81	21.64	33	Pass

Band71	10MHz	16QAM	133297	1RB#0	22.71	1.81	22.37	33	Pass
Band71	10MHz	16QAM	133297	50RB#0	21.45	1.81	21.11	33	Pass
Band71	10MHz	16QAM	133297	1RB#24	22.5	1.81	22.16	33	Pass
Band71	10MHz	16QAM	133297	1RB#49	22.55	1.81	22.21	33	Pass
Band71	10MHz	16QAM	133422	1RB#0	22.32	1.81	21.98	33	Pass
Band71	10MHz	16QAM	133422	50RB#0	21.38	1.81	21.04	33	Pass
Band71	10MHz	16QAM	133422	1RB#24	22.34	1.81	22	33	Pass
Band71	10MHz	16QAM	133422	1RB#49	22.34	1.81	22	33	Pass
Band71	15MHz	QPSK	133197	1RB#0	22.84	1.81	22.5	33	Pass
Band71	15MHz	QPSK	133197	75RB#0	22.43	1.81	22.09	33	Pass
Band71	15MHz	QPSK	133197	1RB#38	22.87	1.81	22.53	33	Pass
Band71	15MHz	QPSK	133197	1RB#74	22.97	1.81	22.63	33	Pass
Band71	15MHz	QPSK	133297	1RB#0	23.37	1.81	23.03	33	Pass
Band71	15MHz	QPSK	133297	75RB#0	22.35	1.81	22.01	33	Pass
Band71	15MHz	QPSK	133297	1RB#38	23.2	1.81	22.86	33	Pass
Band71	15MHz	QPSK	133297	1RB#74	23.04	1.81	22.7	33	Pass
Band71	15MHz	QPSK	133397	1RB#0	22.77	1.81	22.43	33	Pass
Band71	15MHz	QPSK	133397	75RB#0	22.42	1.81	22.08	33	Pass
Band71	15MHz	QPSK	133397	1RB#38	22.9	1.81	22.56	33	Pass
Band71	15MHz	QPSK	133397	1RB#74	22.95	1.81	22.61	33	Pass
Band71	15MHz	16QAM	133197	1RB#0	22.3	1.81	21.96	33	Pass
Band71	15MHz	16QAM	133197	75RB#0	21.39	1.81	21.05	33	Pass
Band71	15MHz	16QAM	133197	1RB#38	22.28	1.81	21.94	33	Pass
Band71	15MHz	16QAM	133197	1RB#74	22.57	1.81	22.23	33	Pass
Band71	15MHz	16QAM	133297	1RB#0	22.89	1.81	22.55	33	Pass
Band71	15MHz	16QAM	133297	75RB#0	21.38	1.81	21.04	33	Pass
Band71	15MHz	16QAM	133297	1RB#38	22.89	1.81	22.55	33	Pass
Band71	15MHz	16QAM	133297	1RB#74	22.86	1.81	22.52	33	Pass
Band71	15MHz	16QAM	133397	1RB#0	22.27	1.81	21.93	33	Pass
Band71	15MHz	16QAM	133397	75RB#0	21.31	1.81	20.97	33	Pass
Band71	15MHz	16QAM	133397	1RB#38	22.24	1.81	21.9	33	Pass
Band71	15MHz	16QAM	133397	1RB#74	22.37	1.81	22.03	33	Pass
Band71	20MHz	QPSK	133222	1RB#0	22.76	1.81	22.42	33	Pass
Band71	20MHz	QPSK	133222	100RB#0	22.37	1.81	22.03	33	Pass
Band71	20MHz	QPSK	133222	1RB#49	22.94	1.81	22.6	33	Pass
Band71	20MHz	QPSK	133222	1RB#99	22.74	1.81	22.4	33	Pass
Band71	20MHz	QPSK	133322	1RB#0	22.97	1.81	22.63	33	Pass
Band71	20MHz	QPSK	133322	100RB#0	22.44	1.81	22.1	33	Pass
Band71	20MHz	QPSK	133322	1RB#49	23.3	1.81	22.96	33	Pass
Band71	20MHz	QPSK	133322	1RB#99	22.95	1.81	22.61	33	Pass
Band71	20MHz	QPSK	133372	1RB#0	22.98	1.81	22.64	33	Pass
Band71	20MHz	QPSK	133372	100RB#0	22.41	1.81	22.07	33	Pass
Band71	20MHz	QPSK	133372	1RB#49	23.03	1.81	22.69	33	Pass

Band71	20MHz	QPSK	133372	1RB#99	22.76	1.81	22.42	33	Pass
Band71	20MHz	16QAM	133222	1RB#0	23.01	1.81	22.67	33	Pass
Band71	20MHz	16QAM	133222	100RB#0	21.49	1.81	21.15	33	Pass
Band71	20MHz	16QAM	133222	1RB#49	23.12	1.81	22.78	33	Pass
Band71	20MHz	16QAM	133222	1RB#99	23	1.81	22.66	33	Pass
Band71	20MHz	16QAM	133322	1RB#0	22.16	1.81	21.82	33	Pass
Band71	20MHz	16QAM	133322	100RB#0	21.46	1.81	21.12	33	Pass
Band71	20MHz	16QAM	133322	1RB#49	22.26	1.81	21.92	33	Pass
Band71	20MHz	16QAM	133322	1RB#99	22.23	1.81	21.89	33	Pass
Band71	20MHz	16QAM	133372	1RB#0	22.52	1.81	22.18	33	Pass
Band71	20MHz	16QAM	133372	100RB#0	21.4	1.81	21.06	33	Pass
Band71	20MHz	16QAM	133372	1RB#49	22.4	1.81	22.06	33	Pass
Band71	20MHz	16QAM	133372	1RB#99	22.18	1.81	21.84	33	Pass

Band	Bandwidth	Modulation	Channel	RB Configuration	Result (dBm)	Gain (dBi)	EIRP/ERP (dBm)	Limit (dBm)	Verdict
Band41	5MHz	QPSK	39675	1RB#0	23.31	-2.01	21.3	33	Pass
Band41	5MHz	QPSK	39675	25RB#0	22.53	-2.01	20.52	33	Pass
Band41	5MHz	QPSK	39675	1RB#12	23.42	-2.01	21.41	33	Pass
Band41	5MHz	QPSK	39675	1RB#24	23.25	-2.01	21.24	33	Pass
Band41	5MHz	QPSK	40620	1RB#0	23.24	-2.01	21.23	33	Pass
Band41	5MHz	QPSK	40620	25RB#0	22.41	-2.01	20.4	33	Pass
Band41	5MHz	QPSK	40620	1RB#12	23.15	-2.01	21.14	33	Pass
Band41	5MHz	QPSK	40620	1RB#24	22.9	-2.01	20.89	33	Pass
Band41	5MHz	QPSK	41565	1RB#0	22.91	-2.01	20.9	33	Pass
Band41	5MHz	QPSK	41565	25RB#0	22.22	-2.01	20.21	33	Pass
Band41	5MHz	QPSK	41565	1RB#12	22.79	-2.01	20.78	33	Pass
Band41	5MHz	QPSK	41565	1RB#24	22.49	-2.01	20.48	33	Pass
Band41	5MHz	16QAM	39675	1RB#0	22.72	-2.01	20.71	33	Pass
Band41	5MHz	16QAM	39675	25RB#0	21.63	-2.01	19.62	33	Pass
Band41	5MHz	16QAM	39675	1RB#12	22.94	-2.01	20.93	33	Pass
Band41	5MHz	16QAM	39675	1RB#24	22.79	-2.01	20.78	33	Pass
Band41	5MHz	16QAM	40620	1RB#0	22.79	-2.01	20.78	33	Pass
Band41	5MHz	16QAM	40620	25RB#0	21.38	-2.01	19.37	33	Pass
Band41	5MHz	16QAM	40620	1RB#12	22.84	-2.01	20.83	33	Pass
Band41	5MHz	16QAM	40620	1RB#24	23	-2.01	20.99	33	Pass
Band41	5MHz	16QAM	41565	1RB#0	22.51	-2.01	20.5	33	Pass
Band41	5MHz	16QAM	41565	25RB#0	21.19	-2.01	19.18	33	Pass
Band41	5MHz	16QAM	41565	1RB#12	22.43	-2.01	20.42	33	Pass
Band41	5MHz	16QAM	41565	1RB#24	22.32	-2.01	20.31	33	Pass
Band41	10MHz	QPSK	39700	1RB#0	23.15	-2.01	21.14	33	Pass
Band41	10MHz	QPSK	39700	50RB#0	22.5	-2.01	20.49	33	Pass
Band41	10MHz	QPSK	39700	1RB#24	23.18	-2.01	21.17	33	Pass
Band41	10MHz	QPSK	39700	1RB#49	23.37	-2.01	21.36	33	Pass
Band41	10MHz	QPSK	40620	1RB#0	22.97	-2.01	20.96	33	Pass
Band41	10MHz	QPSK	40620	50RB#0	22.45	-2.01	20.44	33	Pass
Band41	10MHz	QPSK	40620	1RB#24	23.08	-2.01	21.07	33	Pass
Band41	10MHz	QPSK	40620	1RB#49	23.02	-2.01	21.01	33	Pass
Band41	10MHz	QPSK	41540	1RB#0	23.14	-2.01	21.13	33	Pass
Band41	10MHz	QPSK	41540	50RB#0	22.21	-2.01	20.2	33	Pass
Band41	10MHz	QPSK	41540	1RB#24	22.75	-2.01	20.74	33	Pass
Band41	10MHz	QPSK	41540	1RB#49	22.76	-2.01	20.75	33	Pass
Band41	10MHz	16QAM	39700	1RB#0	22.59	-2.01	20.58	33	Pass
Band41	10MHz	16QAM	39700	50RB#0	21.49	-2.01	19.48	33	Pass
Band41	10MHz	16QAM	39700	1RB#24	22.58	-2.01	20.57	33	Pass
Band41	10MHz	16QAM	39700	1RB#49	22.73	-2.01	20.72	33	Pass

Band41	10MHz	16QAM	40620	1RB#0	21.92	-2.01	19.91	33	Pass
Band41	10MHz	16QAM	40620	50RB#0	21.45	-2.01	19.44	33	Pass
Band41	10MHz	16QAM	40620	1RB#24	22.78	-2.01	20.77	33	Pass
Band41	10MHz	16QAM	40620	1RB#49	22.65	-2.01	20.64	33	Pass
Band41	10MHz	16QAM	41540	1RB#0	22.74	-2.01	20.73	33	Pass
Band41	10MHz	16QAM	41540	50RB#0	21.25	-2.01	19.24	33	Pass
Band41	10MHz	16QAM	41540	1RB#24	22.72	-2.01	20.71	33	Pass
Band41	10MHz	16QAM	41540	1RB#49	22.69	-2.01	20.68	33	Pass
Band41	15MHz	QPSK	39725	1RB#0	22.88	-2.01	20.87	33	Pass
Band41	15MHz	QPSK	39725	75RB#0	22.39	-2.01	20.38	33	Pass
Band41	15MHz	QPSK	39725	1RB#38	23.2	-2.01	21.19	33	Pass
Band41	15MHz	QPSK	39725	1RB#74	23.25	-2.01	21.24	33	Pass
Band41	15MHz	QPSK	40620	1RB#0	23.03	-2.01	21.02	33	Pass
Band41	15MHz	QPSK	40620	75RB#0	22.41	-2.01	20.4	33	Pass
Band41	15MHz	QPSK	40620	1RB#38	23.12	-2.01	21.11	33	Pass
Band41	15MHz	QPSK	40620	1RB#74	23.53	-2.01	21.52	33	Pass
Band41	15MHz	QPSK	41515	1RB#0	22.76	-2.01	20.75	33	Pass
Band41	15MHz	QPSK	41515	75RB#0	22.18	-2.01	20.17	33	Pass
Band41	15MHz	QPSK	41515	1RB#38	22.66	-2.01	20.65	33	Pass
Band41	15MHz	QPSK	41515	1RB#74	22.73	-2.01	20.72	33	Pass
Band41	15MHz	16QAM	39725	1RB#0	22.54	-2.01	20.53	33	Pass
Band41	15MHz	16QAM	39725	75RB#0	21.51	-2.01	19.5	33	Pass
Band41	15MHz	16QAM	39725	1RB#38	22.65	-2.01	20.64	33	Pass
Band41	15MHz	16QAM	39725	1RB#74	22.37	-2.01	20.36	33	Pass
Band41	15MHz	16QAM	40620	1RB#0	22.24	-2.01	20.23	33	Pass
Band41	15MHz	16QAM	40620	75RB#0	21.35	-2.01	19.34	33	Pass
Band41	15MHz	16QAM	40620	1RB#38	22.14	-2.01	20.13	33	Pass
Band41	15MHz	16QAM	40620	1RB#74	22.43	-2.01	20.42	33	Pass
Band41	15MHz	16QAM	41515	1RB#0	22.81	-2.01	20.8	33	Pass
Band41	15MHz	16QAM	41515	75RB#0	21.15	-2.01	19.14	33	Pass
Band41	15MHz	16QAM	41515	1RB#38	22.54	-2.01	20.53	33	Pass
Band41	15MHz	16QAM	41515	1RB#74	22.61	-2.01	20.6	33	Pass
Band41	20MHz	QPSK	39750	1RB#0	23.04	-2.01	21.03	33	Pass
Band41	20MHz	QPSK	39750	100RB#0	22.39	-2.01	20.38	33	Pass
Band41	20MHz	QPSK	39750	1RB#49	23.48	-2.01	21.47	33	Pass
Band41	20MHz	QPSK	39750	1RB#99	23.46	-2.01	21.45	33	Pass
Band41	20MHz	QPSK	40620	1RB#0	23.07	-2.01	21.06	33	Pass
Band41	20MHz	QPSK	40620	100RB#0	22.41	-2.01	20.4	33	Pass
Band41	20MHz	QPSK	40620	1RB#49	23.35	-2.01	21.34	33	Pass
Band41	20MHz	QPSK	40620	1RB#99	23.18	-2.01	21.17	33	Pass
Band41	20MHz	QPSK	41490	1RB#0	22.89	-2.01	20.88	33	Pass
Band41	20MHz	QPSK	41490	100RB#0	22.27	-2.01	20.26	33	Pass
Band41	20MHz	QPSK	41490	1RB#49	23.19	-2.01	21.18	33	Pass

Band41	20MHz	QPSK	41490	1RB#99	23.04	-2.01	21.03	33	Pass
Band41	20MHz	16QAM	39750	1RB#0	22.79	-2.01	20.78	33	Pass
Band41	20MHz	16QAM	39750	100RB#0	21.48	-2.01	19.47	33	Pass
Band41	20MHz	16QAM	39750	1RB#49	23.03	-2.01	21.02	33	Pass
Band41	20MHz	16QAM	39750	1RB#99	22.82	-2.01	20.81	33	Pass
Band41	20MHz	16QAM	40620	1RB#0	22.28	-2.01	20.27	33	Pass
Band41	20MHz	16QAM	40620	100RB#0	21.42	-2.01	19.41	33	Pass
Band41	20MHz	16QAM	40620	1RB#49	22.42	-2.01	20.41	33	Pass
Band41	20MHz	16QAM	40620	1RB#99	22.6	-2.01	20.59	33	Pass
Band41	20MHz	16QAM	41490	1RB#0	21.74	-2.01	19.73	33	Pass
Band41	20MHz	16QAM	41490	100RB#0	21.26	-2.01	19.25	33	Pass
Band41	20MHz	16QAM	41490	1RB#49	22	-2.01	19.99	33	Pass
Band41	20MHz	16QAM	41490	1RB#99	21.69	-2.01	19.68	33	Pass

A.2 Peak to Average Ratio

Note: The Peak to Average Ratio please refer to the Report No. PD20240152-R3A (FCC ID: XMR2024SC200ENA) which issued by Hefei Panwin Technology Co., Ltd. on Feb. 06, 2025, **Section 4.3 Peak-to-Average Ratio.**

A.3 Occupied Bandwidth

Note: The Occupied Bandwidth please refer to the Report No. PD20240152-R3A (FCC ID: XMR2024SC200ENA) which issued by Hefei Panwin Technology Co., Ltd. on Feb. 06, 2025, **Section 4.4 Occupied Bandwidth.**

A.4 Frequency Stability

LTE Band 2 QPSK 10 MHz

Test Conditions		Frequency Deviation		Verdict
Power (VDC)	Temperature (°C)	MCH 1880 MHz		
		Value (Hz)	Limits (Hz)	
12	-30	-3.38	±4700	Pass
	-20	-2.49		
	-10	-2.59		
	0	-2.33		
	+10	-2.02		
	+20	-2.78		
	+25	-2.98		
	+30	-2.53		
	+40	-2.26		
	+50	-2.75		
	+60	-2.66		
	+70	-2.05		
13	+25	-2.23		
11	+25	-2.86		

LTE Band 2 16QAM 10 MHz

Test Conditions		Frequency Deviation		Verdict
Power (VDC)	Temperature (°C)	MCH 1880 MHz		
		Value (Hz)	Limits (Hz)	
12	-30	-2.25	±4700	Pass
	-20	-2.7		
	-10	-2.32		
	0	-2.36		
	+10	-2.79		
	+20	-3.59		
	+25	-2.1		
	+30	-2.42		
	+40	-3		
	+50	-2.98		
	+60	-2.49		
	+70	-2.52		
13	+25	-2.19		
11	+25	-2		

LTE Band 4 QPSK 10 MHz

Test Conditions		Frequency Deviation		Verdict
Power (VDC)	Temperature (°C)	MCH 1732.5 MHz		
		Value (Hz)	Limits (Hz)	
12	-30	0.46	±4331.25	Pass
	-20	1.29		
	-10	1.26		
	0	0.86		
	+10	1.7		
	+20	0.29		
	+25	0.4		
	+30	1.43		
	+40	1.14		
	+50	1.13		
	+60	0.67		
	+70	1.85		
13	+25	0.51		
11	+25	0.84		

LTE Band 4 16QAM 10 MHz

Test Conditions		Frequency Deviation		Verdict
Power (VDC)	Temperature (°C)	MCH 1732.5 MHz		
		Value (Hz)	Limits (Hz)	
12	-30	1.06	±4331.25	Pass
	-20	1.67		
	-10	2		
	0	1.87		
	+10	1.06		
	+20	1.53		
	+25	0.54		
	+30	0.96		
	+40	1.27		
	+50	1.9		
	+60	0.83		
	+70	1.13		
13	+25	0.13		
11	+25	1.44		

LTE Band 5 QPSK 10 MHz

Test Conditions		Frequency Deviation		Verdict
Power (VDC)	Temperature (°C)	MCH 836.5 MHz		
		Value (Hz)	Limits (Hz)	
12	-30	2.95	±2091.25	Pass
	-20	1.97		
	-10	1.93		
	0	1.72		
	+10	1.34		
	+20	1		
	+25	1.39		
	+30	0.8		
	+40	1		
	+50	1.1		
	+60	0.97		
	+70	1.65		
13	+25	1.1		
11	+25	0.74		

LTE Band 5 16QAM 10 MHz

Test Conditions		Frequency Deviation		Verdict
Power (VDC)	Temperature (°C)	MCH 836.5 MHz		
		Value (Hz)	Limits (Hz)	
12	-30	1.44	±2091.25	Pass
	-20	1.27		
	-10	1.33		
	0	0.51		
	+10	1.32		
	+20	1.33		
	+25	1.63		
	+30	1.69		
	+40	0.62		
	+50	1.24		
	+60	0.41		
	+70	1.04		
13	+25	0.83		
11	+25	0.57		

LTE Band 7 QPSK 10 MHz

Test Conditions		Frequency Deviation		Verdict
Power (VDC)	Temperature (°C)	MCH 2535 MHz		
		Value (Hz)	Limits (Hz)	
12	-30	-2.57	±6337.5	Pass
	-20	0.04		
	-10	-1.4		
	0	-1.37		
	+10	-1.7		
	+20	-1.86		
	+25	-2.88		
	+30	-1.62		
	+40	-1.86		
	+50	-2.45		
	+60	-1.12		
	+70	-1.19		
13	+25	-0.87		
11	+25	-2.17		

LTE Band 7 16QAM 10 MHz

Test Conditions		Frequency Deviation		Verdict
Power (VDC)	Temperature (°C)	MCH 2535 MHz		
		Value (Hz)	Limits (Hz)	
12	-30	-1.9	±6337.5	Pass
	-20	0.36		
	-10	-1.66		
	0	0.43		
	+10	0.54		
	+20	-3.3		
	+25	-3.32		
	+30	-2.06		
	+40	-1.33		
	+50	-0.49		
	+60	-0.07		
	+70	-0.54		
13	+25	-0.03		
11	+25	-1.1		

LTE Band 12 QPSK 10 MHz

Test Conditions		Frequency Deviation		Verdict
Power (VDC)	Temperature (°C)	MCH 707.5 MHz		
		Value (Hz)	Limits (Hz)	
12	-30	1.44	±1768.75	Pass
	-20	1.29		
	-10	1.96		
	0	1.59		
	+10	0.99		
	+20	0.73		
	+25	1.02		
	+30	1.3		
	+40	1.59		
	+50	0.9		
	+60	1.53		
	+70	0.46		
13	+25	0.43		
11	+25	0.47		

LTE Band 12 16QAM 10 MHz

Test Conditions		Frequency Deviation		Verdict
Power (VDC)	Temperature (°C)	MCH 707.5 MHz		
		Value (Hz)	Limits (Hz)	
12	-30	1.83	±1768.75	Pass
	-20	1.49		
	-10	1.6		
	0	1.49		
	+10	0.53		
	+20	1.16		
	+25	1.24		
	+30	1.7		
	+40	1.13		
	+50	1.9		
	+60	1.53		
	+70	0.64		
13	+25	0.56		
11	+25	1.16		

LTE Band 13 QPSK 10 MHz

Test Conditions		Frequency Deviation		Verdict
Power (VDC)	Temperature (°C)	MCH 782 MHz		
		Value (Hz)	Limits (Hz)	
12	-30	2.06	±1955	Pass
	-20	2.09		
	-10	0.53		
	0	0.5		
	+10	0.6		
	+20	-0.09		
	+25	-0.16		
	+30	-0.14		
	+40	-0.84		
	+50	0.07		
	+60	-0.26		
	+70	-0.72		
13	+25	-1.24		
11	+25	-0.59		

LTE Band 13 16QAM 10 MHz

Test Conditions		Frequency Deviation		Verdict
Power (VDC)	Temperature (°C)	MCH 782 MHz		
		Value (Hz)	Limits (Hz)	
12	-30	1.23	±1955	Pass
	-20	2.23		
	-10	1.23		
	0	0.87		
	+10	0.53		
	+20	0.19		
	+25	0.86		
	+30	0.49		
	+40	-0.62		
	+50	0.79		
	+60	-0.11		
	+70	-0.39		
13	+25	0.01		
11	+25	0.01		

LTE Band 14 QPSK 10 MHz

Test Conditions		Frequency Deviation		Verdict
Power (VDC)	Temperature (°C)	MCH 793 MHz		
		Value (Hz)	Limits (Hz)	
12	-30	-0.66	±1982.5	Pass
	-20	-0.4		
	-10	0.63		
	0	0.29		
	+10	-0.72		
	+20	0.51		
	+25	-0.37		
	+30	-0.8		
	+40	0.09		
	+50	0.54		
	+60	-0.7		
	+70	0.37		
13	+25	-0.13		
11	+25	-0.27		

LTE Band 14 16QAM 10 MHz

Test Conditions		Frequency Deviation		Verdict
Power (VDC)	Temperature (°C)	MCH 793 MHz		
		Value (Hz)	Limits (Hz)	
12	-30	-0.01	±1982.5	Pass
	-20	-0.13		
	-10	0.74		
	0	-0.09		
	+10	0.56		
	+20	0.17		
	+25	0.19		
	+30	0.14		
	+40	0.23		
	+50	0.74		
	+60	0.06		
	+70	0.09		
13	+25	-0.67		
11	+25	-0.82		

LTE Band 17 QPSK 10 MHz

Test Conditions		Frequency Deviation		Verdict
Power (VDC)	Temperature (°C)	MCH 710 MHz		
		Value (Hz)	Limits (Hz)	
12	-30	1.17	±1775	Pass
	-20	1.27		
	-10	1.44		
	0	1.86		
	+10	0.66		
	+20	0.97		
	+25	1.16		
	+30	1.42		
	+40	0.17		
	+50	0.76		
	+60	0.82		
	+70	0.43		
13	+25	0.34		
11	+25	0.14		

LTE Band 17 16QAM 10 MHz

Test Conditions		Frequency Deviation		Verdict
Power (VDC)	Temperature (°C)	MCH 710 MHz		
		Value (Hz)	Limits (Hz)	
12	-30	1.96	±1775	Pass
	-20	1.34		
	-10	2.05		
	0	1.47		
	+10	0.73		
	+20	0.77		
	+25	0.9		
	+30	0.7		
	+40	0.41		
	+50	1.17		
	+60	0.54		
	+70	0.36		
13	+25	0.33		
11	+25	-0.59		

LTE Band 25 QPSK 10 MHz

Test Conditions		Frequency Deviation		Verdict
Power (VDC)	Temperature (°C)	MCH 1882.5 MHz		
		Value (Hz)	Limits (Hz)	
12	-30	-0.07	±4706.25	Pass
	-20	1.24		
	-10	1.26		
	0	0.87		
	+10	1.37		
	+20	1.96		
	+25	1.43		
	+30	1.2		
	+40	0.72		
	+50	1.6		
	+60	1.8		
	+70	0.59		
13	+25	0.07		
11	+25	2.22		

LTE Band 25 16QAM 10 MHz

Test Conditions		Frequency Deviation		Verdict
Power (VDC)	Temperature (°C)	MCH 1882.5 MHz		
		Value (Hz)	Limits (Hz)	
12	-30	1.06	±4706.25	Pass
	-20	1.22		
	-10	1.63		
	0	1.43		
	+10	0.16		
	+20	1.03		
	+25	2.16		
	+30	1.67		
	+40	0.94		
	+50	0.09		
	+60	0.5		
	+70	1.37		
13	+25	0.62		
11	+25	0.54		

LTE Band 26 (Part22) QPSK 10 MHz

Test Conditions		Frequency Deviation		Verdict
Power (VDC)	Temperature (°C)	MCH 836.5 MHz		
		Value (Hz)	Limits (Hz)	
12	-30	-0.3	±2091.25	Pass
	-20	0.43		
	-10	-0.24		
	0	0.94		
	+10	1.19		
	+20	0.23		
	+25	1.49		
	+30	0.99		
	+40	0.56		
	+50	-0.41		
	+60	0.31		
	+70	0.16		
13	+25	0.19		
11	+25	1.14		

LTE Band 26 (Part22) 16QAM 10 MHz

Test Conditions		Frequency Deviation		Verdict
Power (VDC)	Temperature (°C)	MCH 836.5 MHz		
		Value (Hz)	Limits (Hz)	
12	-30	-0.16	±2091.25	Pass
	-20	0.1		
	-10	0.62		
	0	0.49		
	+10	0.77		
	+20	1.29		
	+25	0.57		
	+30	-0.04		
	+40	0.16		
	+50	0.6		
	+60	0.01		
	+70	0.06		
13	+25	0.39		
11	+25	0.41		

LTE Band 26 (Part90) QPSK 10 MHz

Test Conditions		Frequency Deviation		Verdict
Power (VDC)	Temperature (°C)	MCH 819 MHz		
		Value (Hz)	Limits (Hz)	
12	-30	-1.49	±2047.5	Pass
	-20	-1.2		
	-10	-0.59		
	0	-0.43		
	+10	-0.39		
	+20	-1.27		
	+25	-1.1		
	+30	-0.34		
	+40	-1.49		
	+50	-0.82		
	+60	-0.19		
	+70	-0.21		
13	+25	-1.1		
11	+25	-0.26		

LTE Band 26 (Part90) 16QAM 10 MHz

Test Conditions		Frequency Deviation		Verdict
Power (VDC)	Temperature (°C)	MCH 819 MHz		
		Value (Hz)	Limits (Hz)	
12	-30	0.07	±2047.5	Pass
	-20	-0.17		
	-10	-0.07		
	0	-0.86		
	+10	-0.39		
	+20	-1.75		
	+25	-0.11		
	+30	-0.47		
	+40	-1.32		
	+50	-1.17		
	+60	-0.72		
	+70	0.24		
13	+25	0.24		
11	+25	-0.73		

LTE Band 41 QPSK 10 MHz

Test Conditions		Frequency Deviation		Verdict
Power (VDC)	Temperature (°C)	MCH 2593 MHz		
		Value (Hz)	Limits (Hz)	
12	-30	2.93	±6482.5	Pass
	-20	0.13		
	-10	2.92		
	0	2.62		
	+10	2.62		
	+20	4.53		
	+25	3.28		
	+30	3.88		
	+40	3.55		
	+50	3.28		
	+60	4.11		
	+70	4.46		
13	+25	1.59		
11	+25	4.18		

LTE Band 41 16QAM 10 MHz

Test Conditions		Frequency Deviation		Verdict
Power (VDC)	Temperature (°C)	MCH 2593 MHz		
		Value (Hz)	Limits (Hz)	
12	-30	0.37	±6482.5	Pass
	-20	1.17		
	-10	3.25		
	0	2.53		
	+10	1.17		
	+20	2.79		
	+25	2.55		
	+30	2.63		
	+40	2.37		
	+50	3.82		
	+60	3.85		
	+70	2.79		
13	+25	2.25		
11	+25	2.82		

LTE Band 66 QPSK 10 MHz

Test Conditions		Frequency Deviation		Verdict
Power (VDC)	Temperature (°C)	MCH 1745 MHz		
		Value (Hz)	Limits (Hz)	
12	-30	-1.54	±4362.5	Pass
	-20	-2.59		
	-10	-2.09		
	0	-3.3		
	+10	-3.85		
	+20	-3.29		
	+25	-2.55		
	+30	-2.6		
	+40	-3.49		
	+50	-2.88		
	+60	-1.76		
	+70	-2.43		
13	+25	-2.32		
11	+25	-2.1		

LTE Band 66 16QAM 10 MHz

Test Conditions		Frequency Deviation		Verdict
Power (VDC)	Temperature (°C)	MCH 1745 MHz		
		Value (Hz)	Limits (Hz)	
12	-30	-1.5	±4362.5	Pass
	-20	-2.02		
	-10	-2.12		
	0	-2.7		
	+10	-3.23		
	+20	-1.76		
	+25	-2.72		
	+30	-2.93		
	+40	-1.54		
	+50	-3.29		
	+60	-2.5		
	+70	-2.68		
13	+25	-2.09		
11	+25	-2.22		

LTE Band 71 QPSK 10 MHz

Test Conditions		Frequency Deviation		Verdict
Power (VDC)	Temperature (°C)	MCH 680.5 MHz		
		Value (Hz)	Limits (Hz)	
12	-30	2.29	±1701.25	Pass
	-20	-0.29		
	-10	-0.29		
	0	0.01		
	+10	0.1		
	+20	-0.04		
	+25	-0.03		
	+30	0.47		
	+40	-0.4		
	+50	0.04		
	+60	0.23		
	+70	-0.56		
13	+25	-0.16		
11	+25	-1.66		

LTE Band 71 16QAM 10 MHz

Test Conditions		Frequency Deviation		Verdict
Power (VDC)	Temperature (°C)	MCH 680.5 MHz		
		Value (Hz)	Limits (Hz)	
12	-30	1.65	±1701.25	Pass
	-20	0.26		
	-10	-0.44		
	0	0.13		
	+10	0.31		
	+20	-0.79		
	+25	-0.2		
	+30	-0.04		
	+40	-0.74		
	+50	0.21		
	+60	-0.31		
	+70	-1.16		
13	+25	-0.8		
11	+25	-0.79		

A.5 Spurious Emission at Antenna Terminals

Note: The Spurious Emission at Antenna Terminals please refer to the Report No. PD20240152-R3A (FCC ID: XMR2024SC200ENA) which issued by Hefei Panwin Technology Co., Ltd. on Feb. 06, 2025, **Section 4.6 Spurious Emissions at Antenna Terminals.**

A.6 Band Edge

Note: The Band Edge please refer to the Report No. PD20240152-R3A (FCC ID: XMR2024SC200ENA) which issued by Hefei Panwin Technology Co., Ltd. on Feb. 06, 2025, **Section 4.5 Conducted Band Edge Measurement.**

A.7 Field Strength of Spurious Radiation

Note 1: All modes have been tested, and only the worst case data are shown here.

Note 2: The frequencies of verdict which are marked by "N/A" should be ignored because they are UE carrier frequency.

Note 3: Test plots please refer to the document “Annex No.: BL-SZ2590416-501 Data Part 1.pdf”.

Note 4: The disturbance above 26.5GHz was very low, and the above harmonics were the highest point could befound when testing, so only the worst case data displayed in this report.

LTE Mode Test Verdict

Test Band	Test Bandwidth	Test Channel	Test Mode	Test RB (Size#Offset)	Verdict
LTE Band 2	20 MHz	19100	QPSK	RB1#0	Pass
LTE Band 4	20 MHz	20300	QPSK	RB1#0	Pass
LTE Band 5	10 MHz	20600	QPSK	RB1#0	Pass
LTE Band 7	20 MHz	21100	QPSK	RB1#0	Pass
LTE Band 12	10 MHz	23130	QPSK	RB1#0	Pass
LTE Band 13	10 MHz	23230	QPSK	RB1#0	Pass
LTE Band 13	5 MHz	23230	QPSK	RB1#0	Pass
LTE Band 13	5 MHz	23255	QPSK	RB1#0	Pass
LTE Band 14	10 MHz	23330	QPSK	RB1#0	Pass
LTE Band 17	10 MHz	23790	QPSK	RB1#0	Pass
LTE Band 25	20 MHz	26365	QPSK	RB1#0	Pass
LTE Band 26 (Part22)	10 MHz	26915	QPSK	RB1#0	Pass
LTE Band 26 (Part90)	10 MHz	26740	QPSK	RB1#0	Pass
LTE Band 66	20 MHz	132322	QPSK	RB1#0	Pass
LTE Band 71	20 MHz	133372	QPSK	RB1#0	Pass
LTE Band 41	20 MHz	40620	QPSK	RB1#0	Pass

ANNEX B TEST SETUP PHOTOS

Please refer to the document “BL-SZ2590416-AR.PDF”.

ANNEX C EUT EXTERNAL PHOTOS

Please refer to the document “BL-SZ2590416-AW.PDF”.

ANNEX D EUT INTERNAL PHOTOS

Please refer to the document “BL-SZ2590416-AI.PDF”.

Statement

1. The laboratory guarantees the scientificity, accuracy and impartiality of the test, and is responsible for all the information in the report, except the information provided by the customer. The customer is responsible for the impact of the information provided on the validity of the results.
2. The report without China inspection body and laboratory Mandatory Approval (CMA) mark has no effect of proving to the society.
3. For the report with CNAS mark or A2LA mark, the items marked with "☆" are not within the accredited scope.
4. This report is invalid if it is altered, without the signature of the testing and approval personnel, or without the “inspection and testing dedicated stamp” or test report stamp.
5. The test data and results are only valid for the tested samples provided by the customer.
6. This report shall not be partially reproduced without the written permission of the laboratory.
7. Any objection shall be raised to the laboratory within 30 days after receiving the report.

--END OF REPORT--