Engineer: Simon	
Site: AC5	Time: 2017/10/25 - 16:31
Limit: FCC_Part15.209_RE(3m)	Margin: 0
Probe: Horn_3117_00167055(1-18GHz)	Polarity: Horizontal
EUT: Wireless Access point	Power: AC 120V/60Hz
Note: Mode 2:Transmit at 2412MHz by 802.11g	

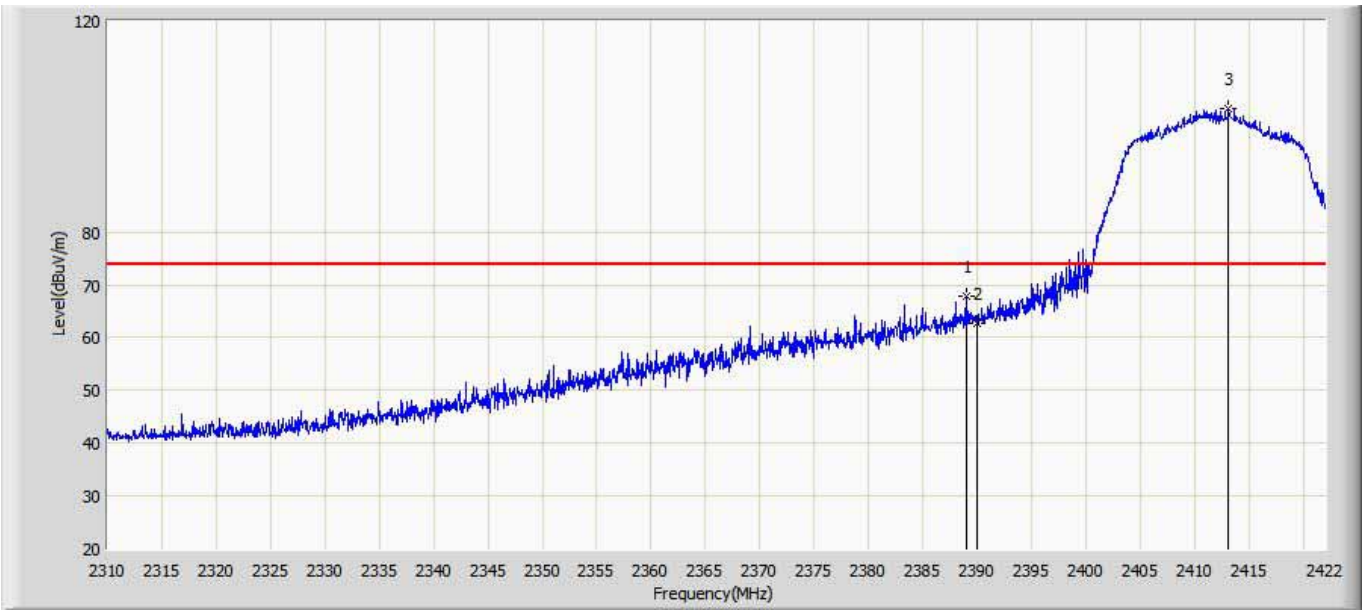

No	Mark	Frequency (MHz)	Measure Level (dBuV/m)	Reading Level (dBuV)	Over Limit (dB)	Limit (dBuV/m)	Factor (dB)	Type
1		2389.072	67.750	38.701	-6.250	74.000	29.049	PK
2		2390.000	62.581	33.533	-11.419	74.000	29.048	PK
3	*	2413.152	103.455	74.580	N/A	N/A	28.875	PK

Engineer: Simon	
Site: AC5	Time: 2017/10/25 - 16:34
Limit: FCC_Part15.209_RE(3m)	Margin: 0
Probe: Horn_3117_00167055(1-18GHz)	Polarity: Vertical
EUT: Wireless Access point	Power: AC 120V/60Hz
Note: Mode 2:Transmit at 2437MHz by 802.11g	

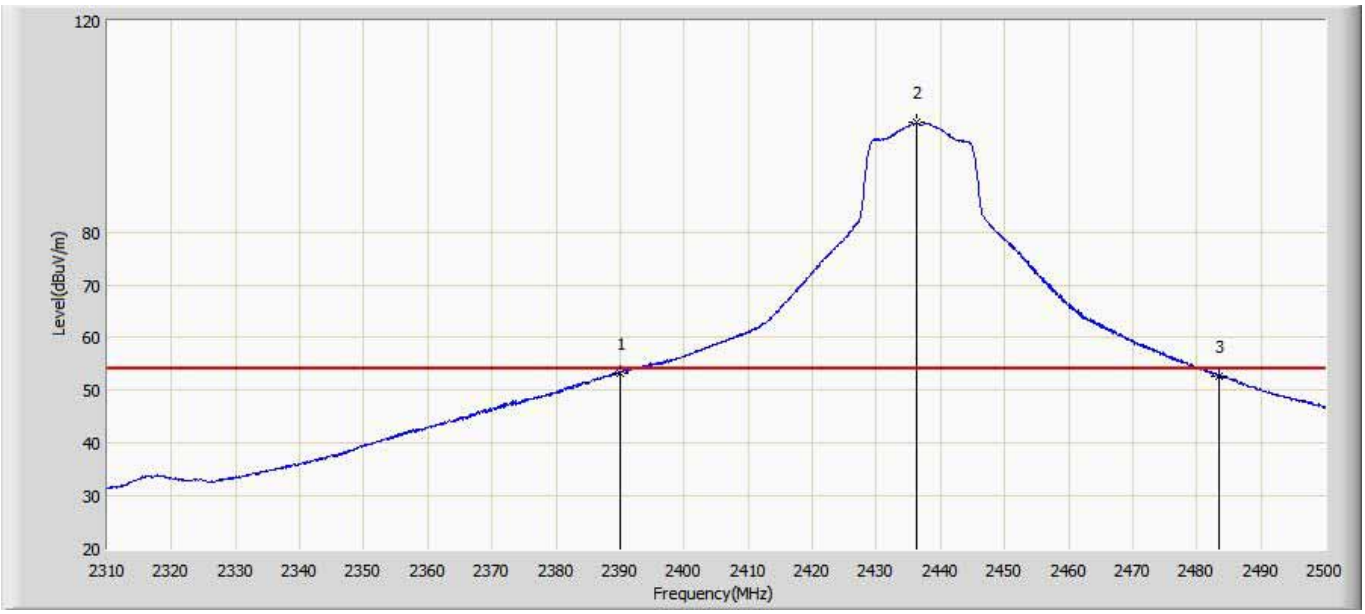

No	Mark	Frequency (MHz)	Measure Level (dBuV/m)	Reading Level (dBuV)	Over Limit (dB)	Limit (dBuV/m)	Factor (dB)	Type
1		2390.000	53.292	24.244	-0.708	54.000	29.048	AV
2	*	2436.255	100.677	71.735	N/A	N/A	28.942	AV
3		2483.500	52.801	22.317	-1.199	54.000	30.484	AV

Engineer: Simon	
Site: AC5	Time: 2017/10/25 - 16:43
Limit: FCC_Part15.209_RE(3m)	Margin: 0
Probe: Horn_3117_00167055(1-18GHz)	Polarity: Vertical
EUT: Wireless Access point	Power: AC 120V/60Hz
Note: Mode 2:Transmit at 2437MHz by 802.11g	

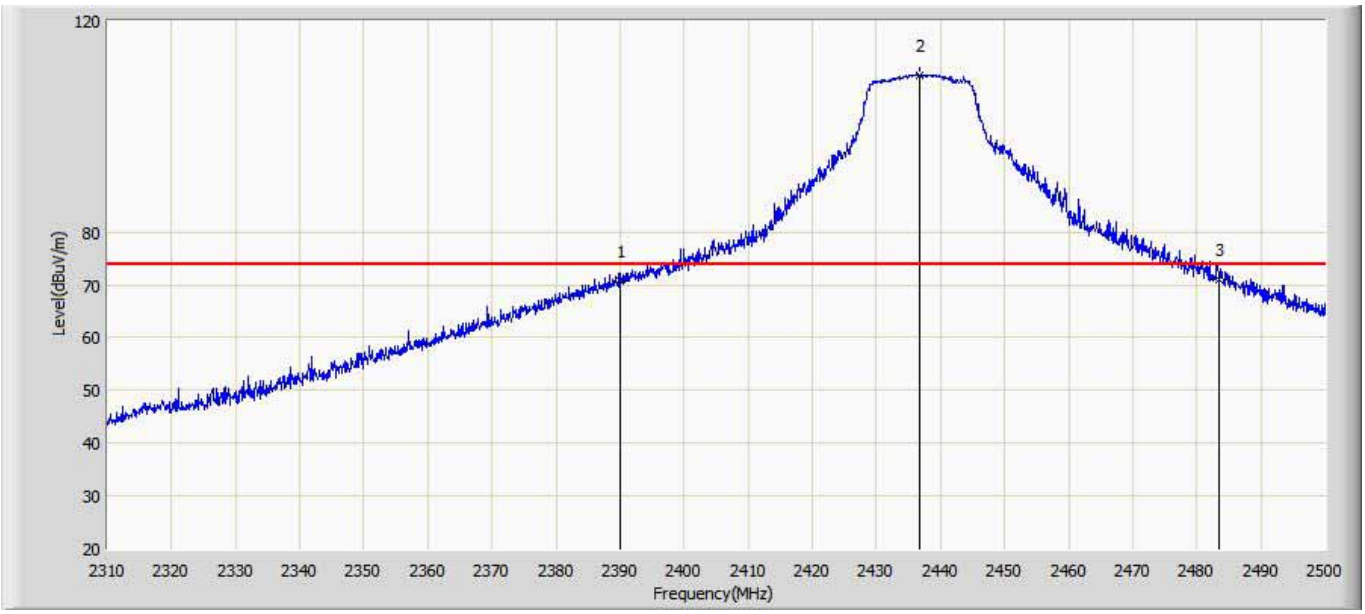

No	Mark	Frequency (MHz)	Measure Level (dBuV/m)	Reading Level (dBuV)	Over Limit (dB)	Limit (dBuV/m)	Factor (dB)	Type
1		2390.000	70.855	41.807	-3.145	74.000	29.048	PK
2	*	2436.825	109.639	80.698	N/A	N/A	28.941	PK
3		2483.500	70.865	40.381	-3.135	74.000	30.484	PK

Engineer: Simon	
Site: AC5	Time: 2017/10/25 - 16:46
Limit: FCC_Part15.209_RE(3m)	Margin: 0
Probe: Horn_3117_00167055(1-18GHz)	Polarity: Horizontal
EUT: Wireless Access point	Power: AC 120V/60Hz
Note: Mode 2:Transmit at 2437MHz by 802.11g	

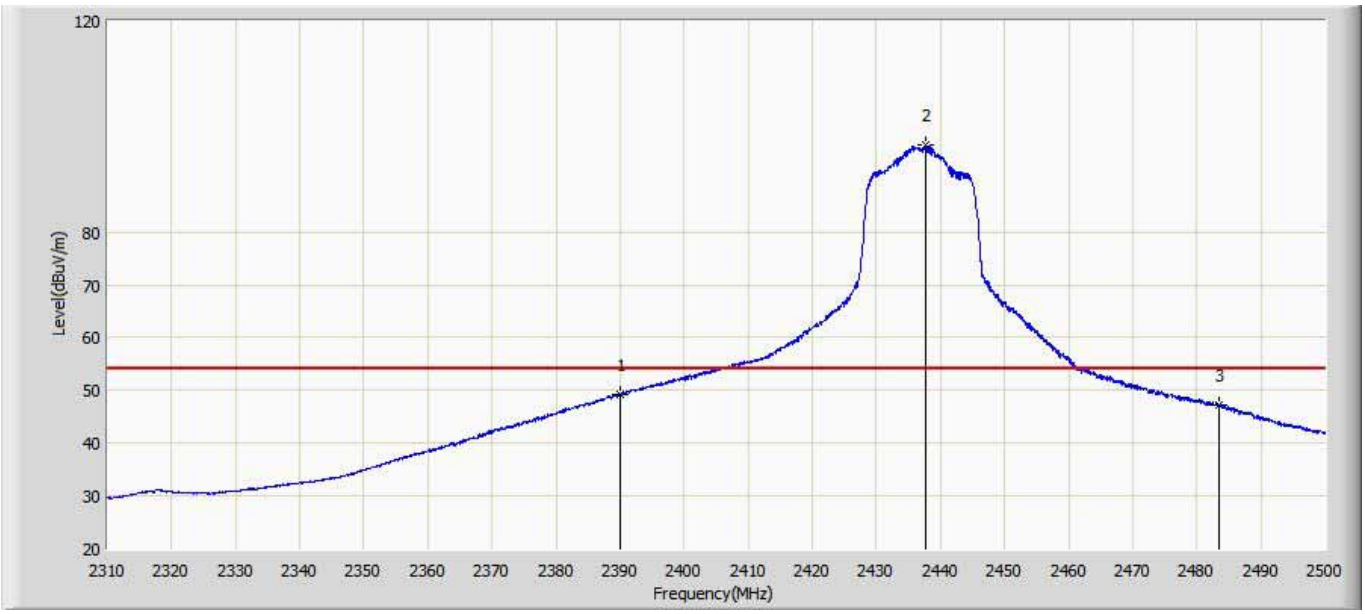

No	Mark	Frequency (MHz)	Measure Level (dBuV/m)	Reading Level (dBuV)	Over Limit (dB)	Limit (dBuV/m)	Factor (dB)	Type
1		2390.000	49.339	20.291	-4.661	54.000	29.048	AV
2	*	2437.775	96.439	67.500	N/A	N/A	28.939	AV
3		2483.500	47.154	16.670	-6.846	54.000	30.484	AV

Engineer: Simon	
Site: AC5	Time: 2017/10/25 - 16:49
Limit: FCC_Part15.209_RE(3m)	Margin: 0
Probe: Horn_3117_00167055(1-18GHz)	Polarity: Horizontal
EUT: Wireless Access point	Power: AC 120V/60Hz
Note: Mode 2:Transmit at 2437MHz by 802.11g	

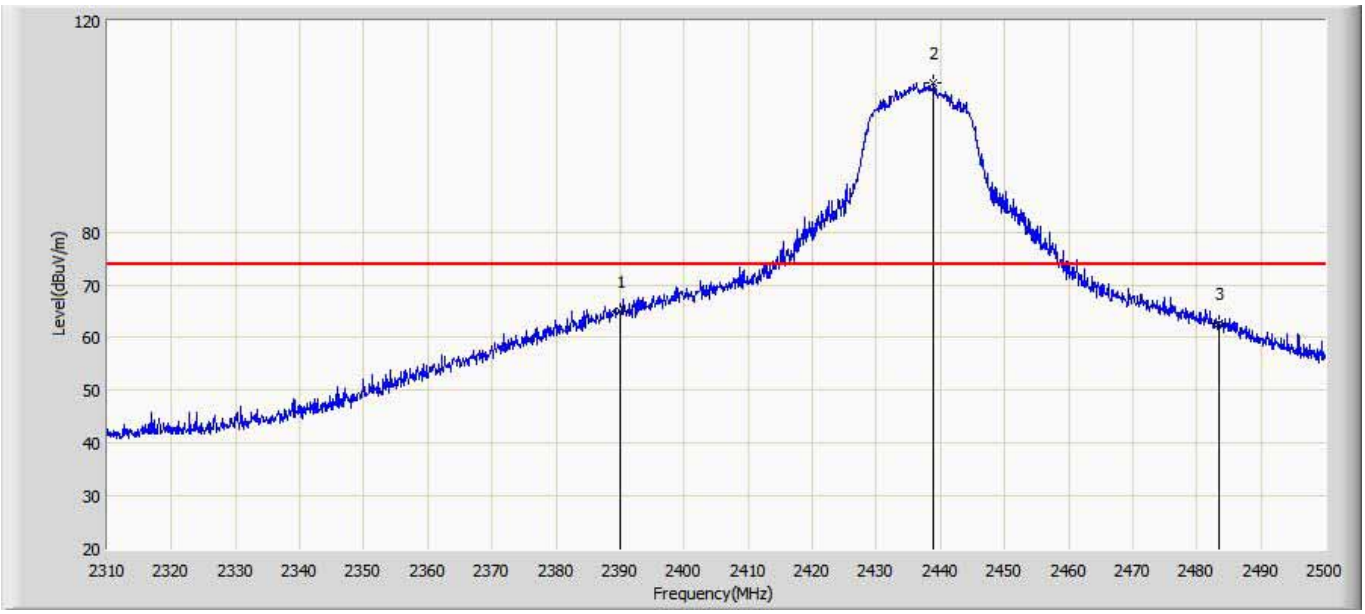

No	Mark	Frequency (MHz)	Measure Level (dBuV/m)	Reading Level (dBuV)	Over Limit (dB)	Limit (dBuV/m)	Factor (dB)	Type
1		2390.000	64.966	35.918	-9.034	74.000	29.048	PK
2	*	2438.915	108.358	79.422	N/A	N/A	28.936	PK
3		2483.500	62.639	32.154	-11.361	74.000	30.484	PK

Engineer: Simon	
Site: AC5	Time: 2017/10/25 - 17:17
Limit: FCC_Part15.209_RE(3m)	Margin: 0
Probe: Horn_3117_00167055(1-18GHz)	Polarity: Vertical
EUT: Wireless Access point	Power: AC 120V/60Hz
Note: Mode 2:Transmit at 2462MHz by 802.11g	

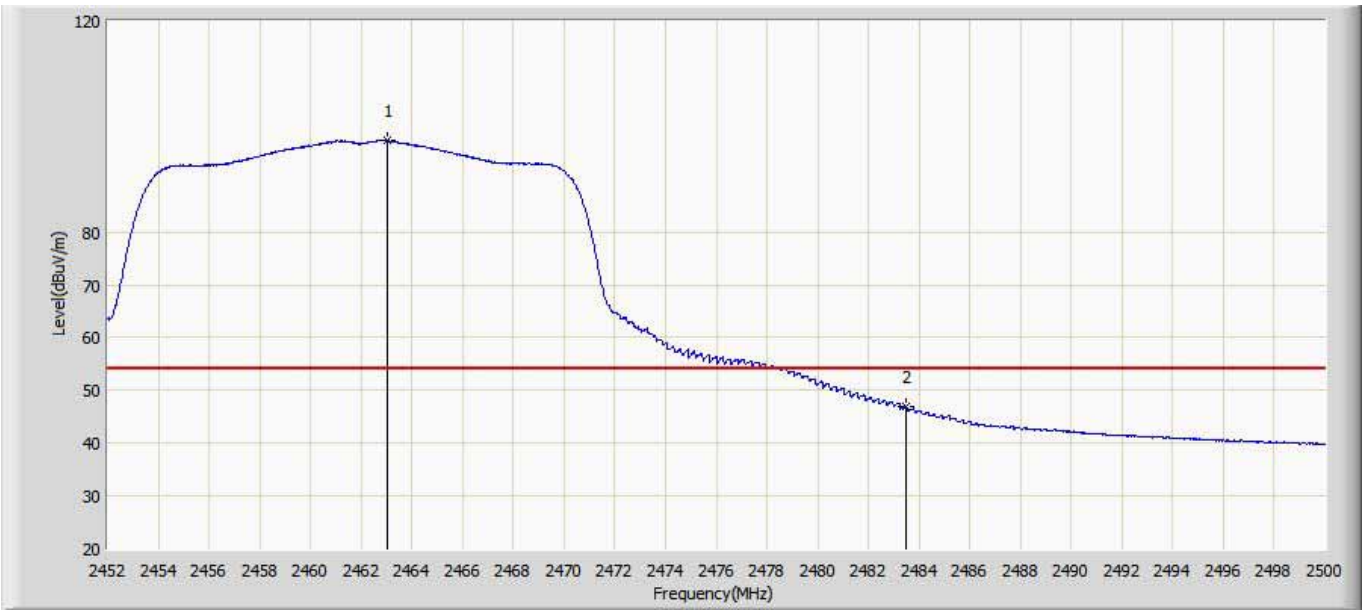

No	Mark	Frequency (MHz)	Measure Level (dBuV/m)	Reading Level (dBuV)	Over Limit (dB)	Limit (dBuV/m)	Factor (dB)	Type
1	*	2463.016	97.240	68.107	N/A	N/A	29.133	AV
2		2483.500	46.992	16.507	-7.008	54.000	30.484	AV

Engineer: Simon	
Site: AC5	Time: 2017/10/25 - 17:44
Limit: FCC_Part15.209_RE(3m)	Margin: 0
Probe: Horn_3117_00167055(1-18GHz)	Polarity: Vertical
EUT: Wireless Access point	Power: AC 120V/60Hz
Note: Mode 2:Transmit at 2462MHz by 802.11g	

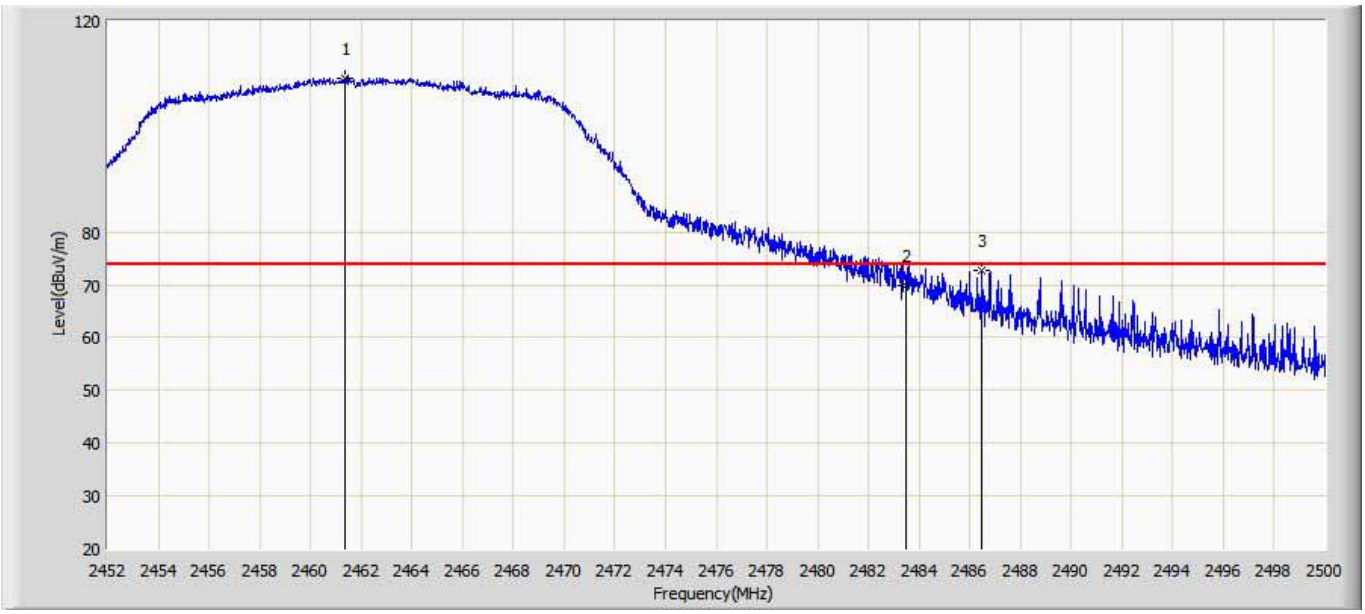

No	Mark	Frequency (MHz)	Measure Level (dBuV/m)	Reading Level (dBuV)	Over Limit (dB)	Limit (dBuV/m)	Factor (dB)	Type
1	*	2461.360	109.199	80.160	N/A	N/A	29.039	PK
2		2483.500	70.000	39.516	-4.000	74.000	30.484	PK
3		2486.488	72.725	42.267	-1.275	74.000	30.458	PK

Engineer: Simon	
Site: AC5	Time: 2017/10/25 - 17:45
Limit: FCC_Part15.209_RE(3m)	Margin: 0
Probe: Horn_3117_00167055(1-18GHz)	Polarity: Horizontal
EUT: Wireless Access point	Power: AC 120V/60Hz
Note: Mode 2:Transmit at 2462MHz by 802.11g	

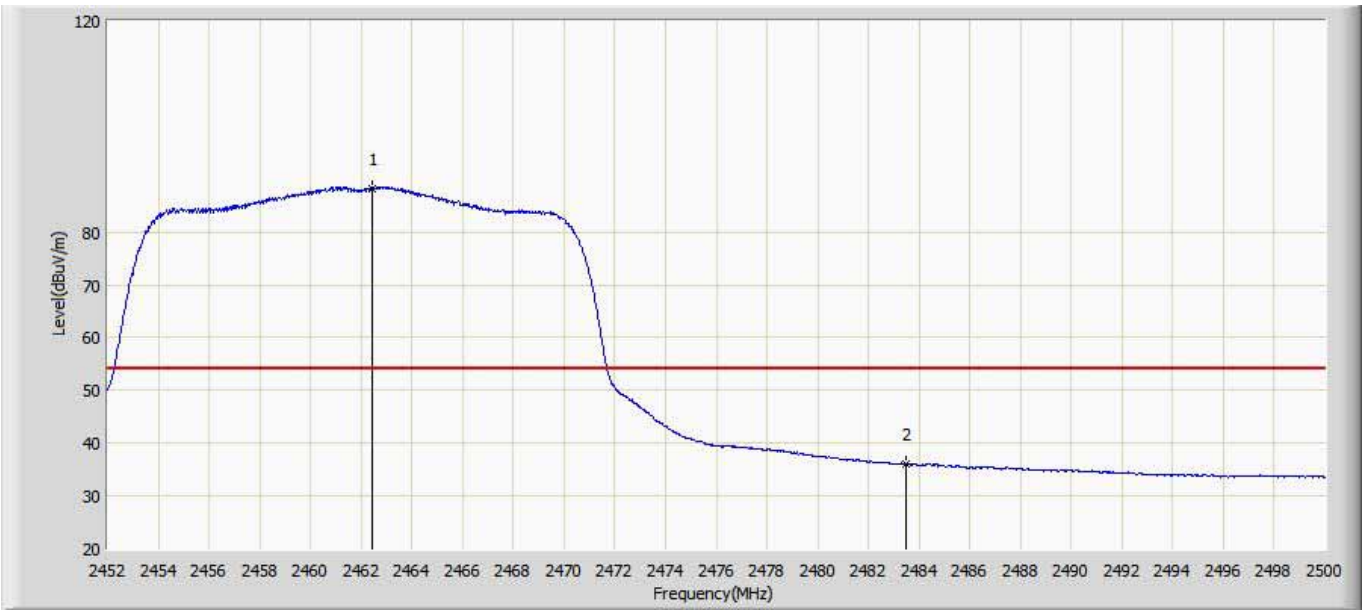

No	Mark	Frequency (MHz)	Measure Level (dBuV/m)	Reading Level (dBuV)	Over Limit (dB)	Limit (dBuV/m)	Factor (dB)	Type
1	*	2462.416	88.303	59.223	N/A	N/A	29.080	AV
2		2483.500	36.021	5.537	-17.979	54.000	30.484	AV

Engineer: Simon	
Site: AC5	Time: 2017/10/25 - 17:54
Limit: FCC_Part15.209_RE(3m)	Margin: 0
Probe: Horn_3117_00167055(1-18GHz)	Polarity: Horizontal
EUT: Wireless Access point	Power: AC 120V/60Hz
Note: Mode 2:Transmit at 2462MHz by 802.11g	

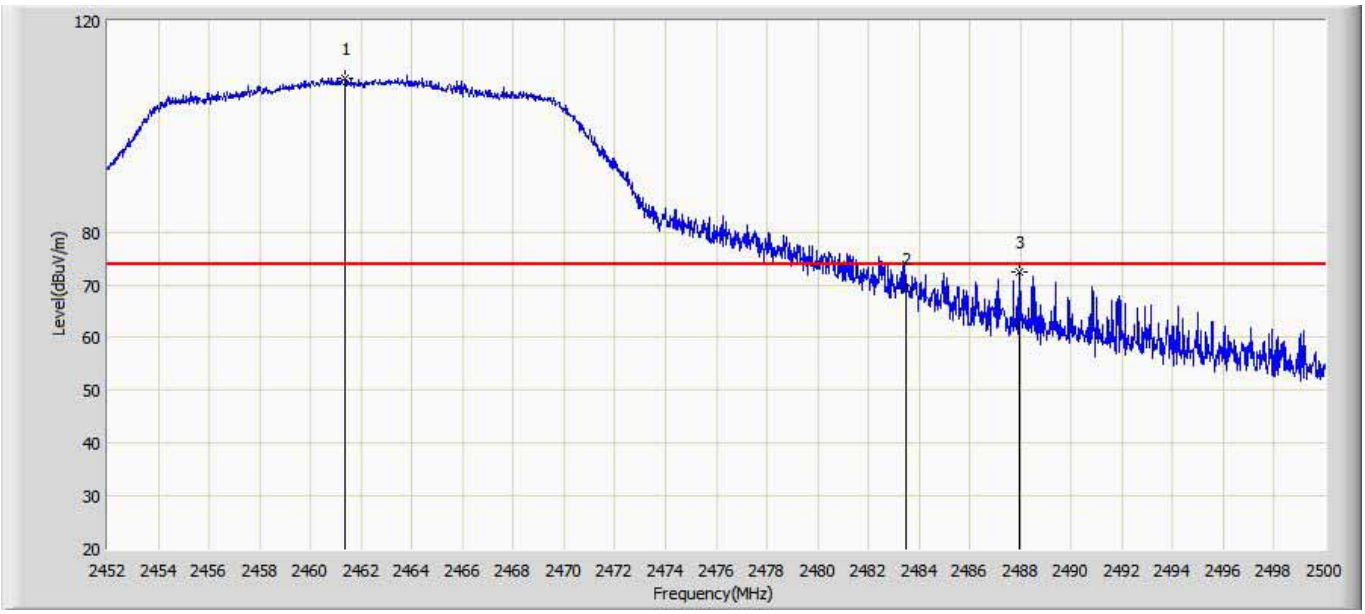

No	Mark	Frequency (MHz)	Measure Level (dBuV/m)	Reading Level (dBuV)	Over Limit (dB)	Limit (dBuV/m)	Factor (dB)	Type
1	*	2461.360	109.199	80.160	N/A	N/A	29.039	PK
2		2483.500	69.290	38.805	-4.710	74.000	30.484	PK
3		2487.976	72.360	41.916	-1.640	74.000	30.444	PK

Engineer: Simon	
Site: AC5	Time: 2017/10/25 - 18:58
Limit: FCC_Part15.209_RE(3m)	Margin: 0
Probe: Horn_3117_00167055(1-18GHz)	Polarity: Vertical
EUT: Wireless Access point	Power: AC 120V/60Hz
Note: Mode 3:Transmit at 2412MHz by 802.11n20	

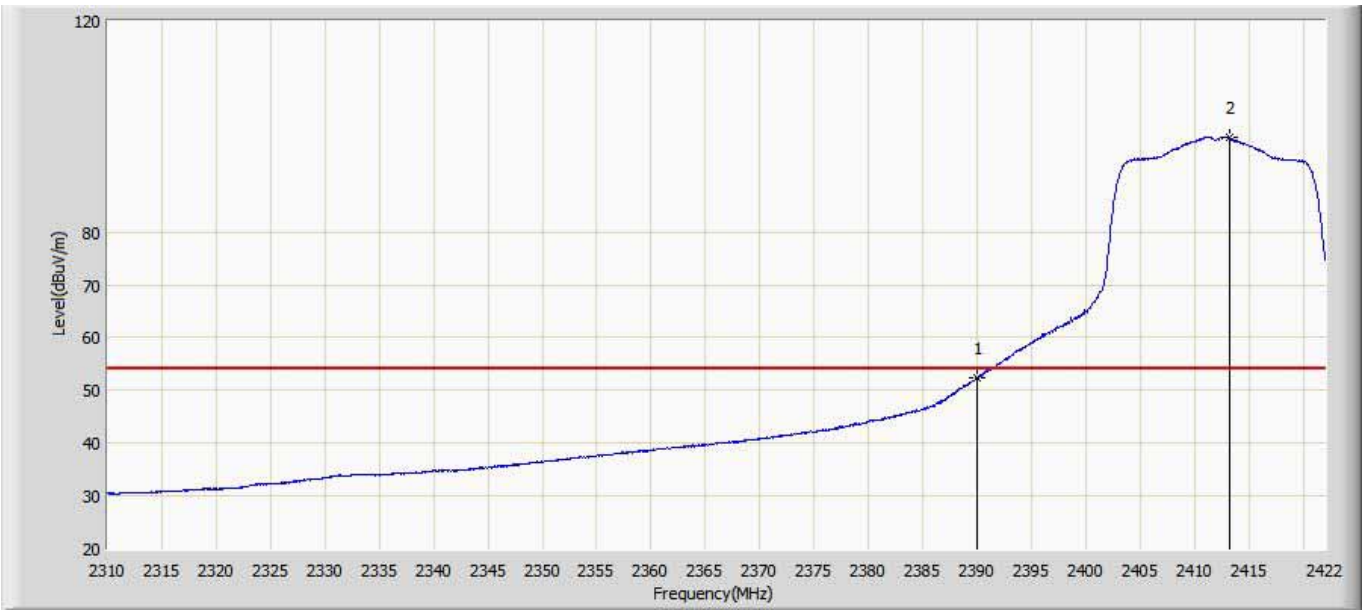

No	Mark	Frequency (MHz)	Measure Level (dBuV/m)	Reading Level (dBuV)	Over Limit (dB)	Limit (dBuV/m)	Factor (dB)	Type
1		2390.000	52.306	23.258	-1.694	54.000	29.048	AV
2	*	2413.208	97.801	68.925	N/A	N/A	28.876	AV

Engineer: Simon	
Site: AC5	Time: 2017/10/25 - 19:07
Limit: FCC_Part15.209_RE(3m)	Margin: 0
Probe: Horn_3117_00167055(1-18GHz)	Polarity: Vertical
EUT: Wireless Access point	Power: AC 120V/60Hz
Note: Mode 3:Transmit at 2412MHz by 802.11n20	

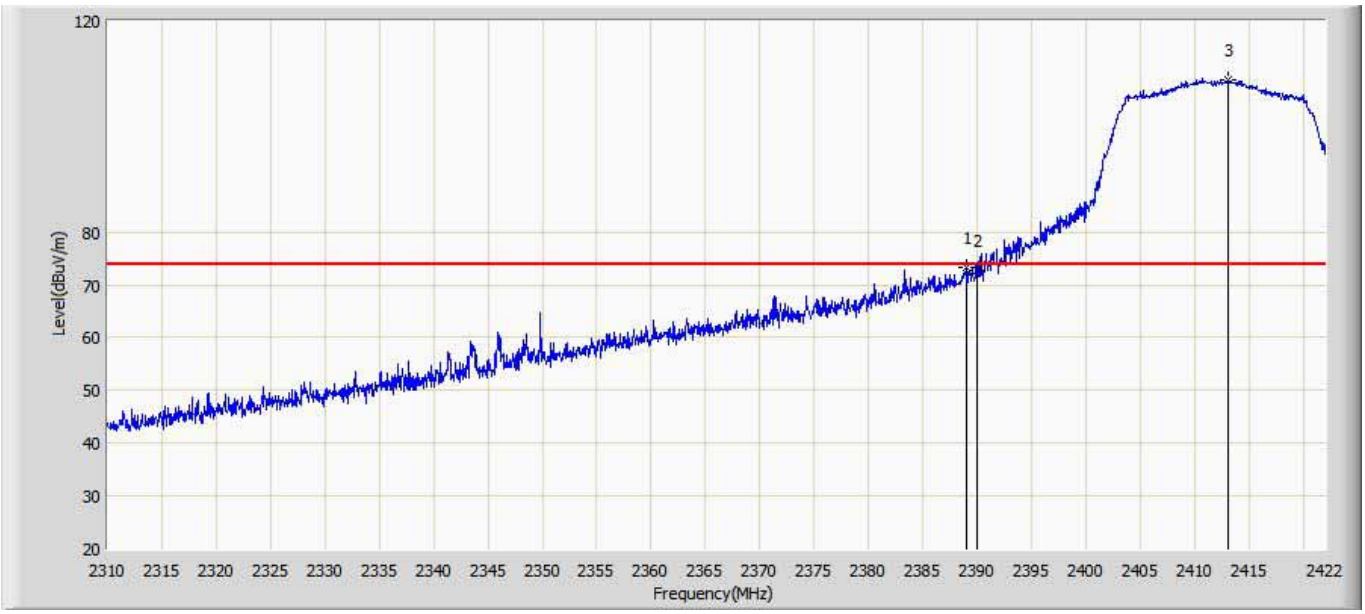

No	Mark	Frequency (MHz)	Measure Level (dBuV/m)	Reading Level (dBuV)	Over Limit (dB)	Limit (dBuV/m)	Factor (dB)	Type
1		2388.960	73.370	44.321	-0.630	74.000	29.049	PK
2		2390.000	72.841	43.793	-1.159	74.000	29.048	PK
3	*	2413.096	108.770	79.895	N/A	N/A	28.875	PK

Engineer: Simon	
Site: AC5	Time: 2017/10/25 - 19:10
Limit: FCC_Part15.209_RE(3m)	Margin: 0
Probe: Horn_3117_00167055(1-18GHz)	Polarity: Horizontal
EUT: Wireless Access point	Power: AC 120V/60Hz
Note: Mode 3:Transmit at 2412MHz by 802.11n20	

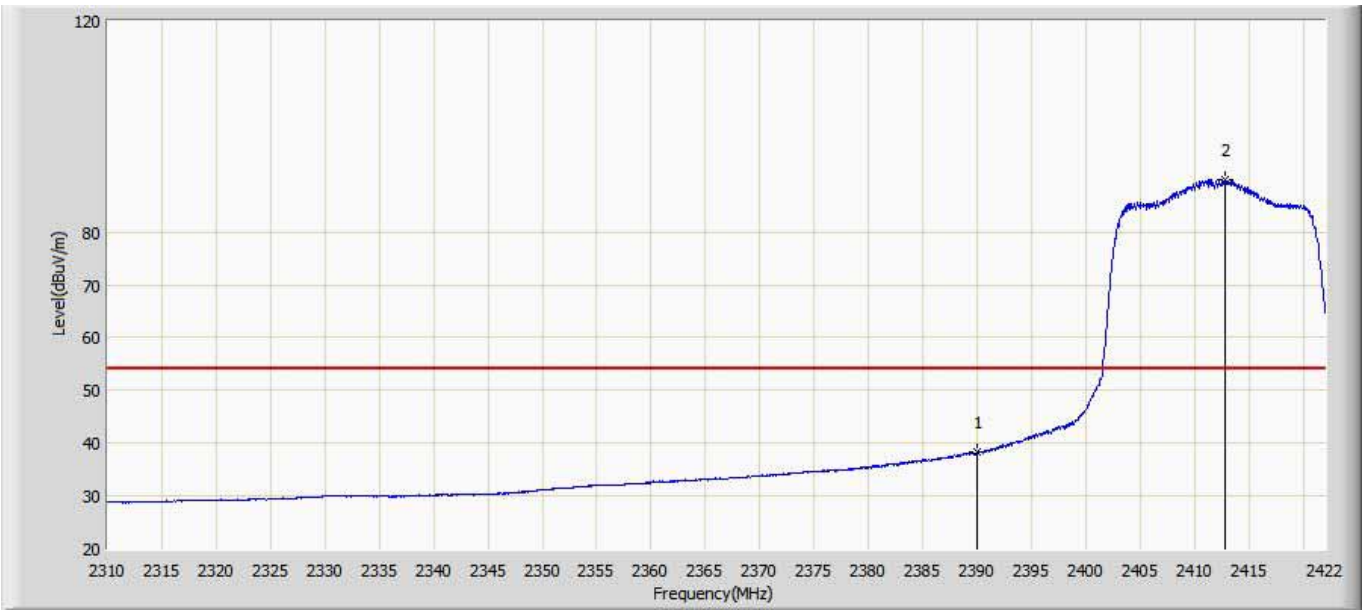

No	Mark	Frequency (MHz)	Measure Level (dBuV/m)	Reading Level (dBuV)	Over Limit (dB)	Limit (dBuV/m)	Factor (dB)	Type
1		2390.000	38.290	9.242	-15.710	54.000	29.048	AV
2	*	2412.760	89.808	60.935	N/A	N/A	28.873	AV

Engineer: Simon	
Site: AC5	Time: 2017/10/25 - 19:14
Limit: FCC_Part15.209_RE(3m)	Margin: 0
Probe: Horn_3117_00167055(1-18GHz)	Polarity: Horizontal
EUT: Wireless Access point	Power: AC 120V/60Hz
Note: Mode 3:Transmit at 2412MHz by 802.11n20	

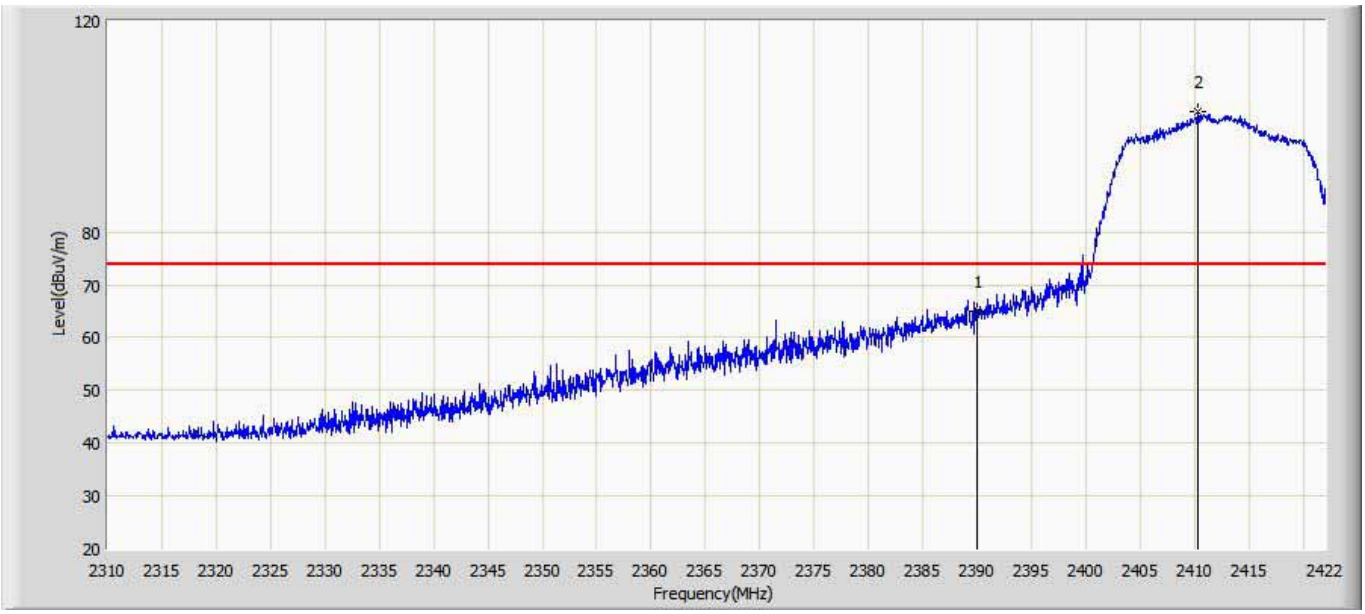

No	Mark	Frequency (MHz)	Measure Level (dBuV/m)	Reading Level (dBuV)	Over Limit (dB)	Limit (dBuV/m)	Factor (dB)	Type
1		2390.000	65.017	35.969	-8.983	74.000	29.048	PK
2	*	2410.352	102.672	73.802	N/A	N/A	28.870	PK

Engineer: Simon	
Site: AC5	Time: 2017/10/25 - 19:16
Limit: FCC_Part15.209_RE(3m)	Margin: 0
Probe: Horn_3117_00167055(1-18GHz)	Polarity: Vertical
EUT: Wireless Access point	Power: AC 120V/60Hz
Note: Mode 3:Transmit at 2437MHz by 802.11n20	

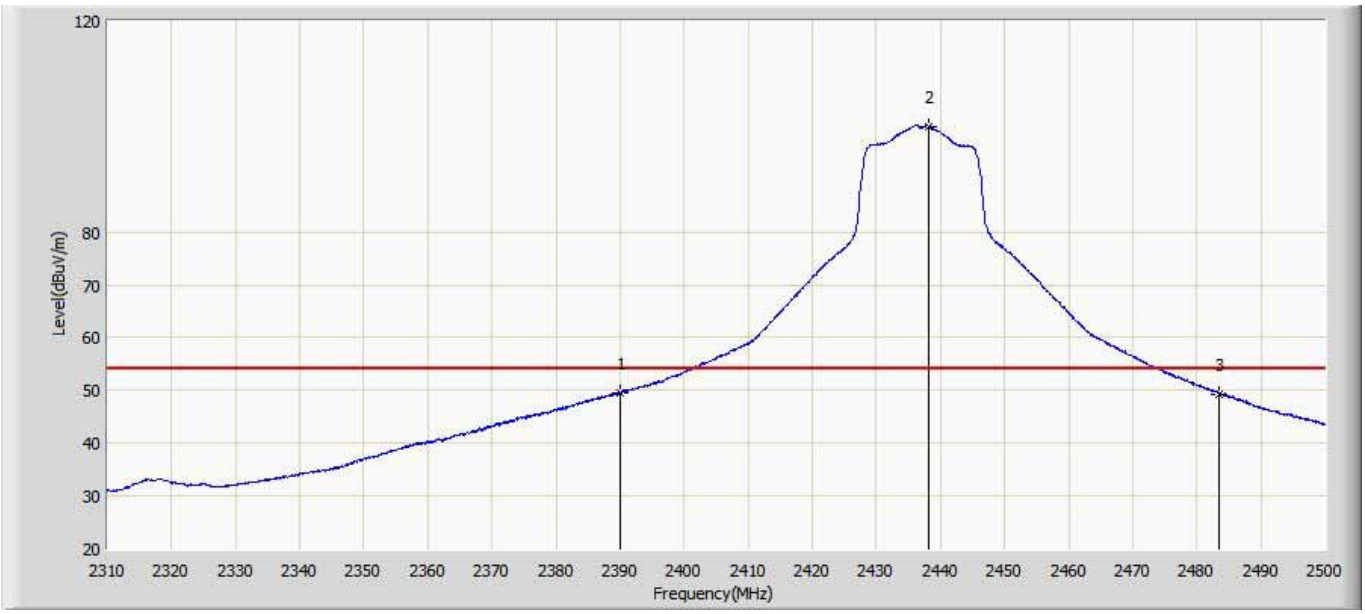

No	Mark	Frequency (MHz)	Measure Level (dBuV/m)	Reading Level (dBuV)	Over Limit (dB)	Limit (dBuV/m)	Factor (dB)	Type
1		2390.000	49.580	20.532	-4.420	54.000	29.048	AV
2	*	2438.060	100.076	71.138	N/A	N/A	28.938	AV
3		2483.500	49.312	18.828	-4.687	54.000	30.484	AV

Engineer: Simon	
Site: AC5	Time: 2017/10/25 - 19:22
Limit: FCC_Part15.209_RE(3m)	Margin: 0
Probe: Horn_3117_00167055(1-18GHz)	Polarity: Vertical
EUT: Wireless Access point	Power: AC 120V/60Hz
Note: Mode 3:Transmit at 2437MHz by 802.11n20	

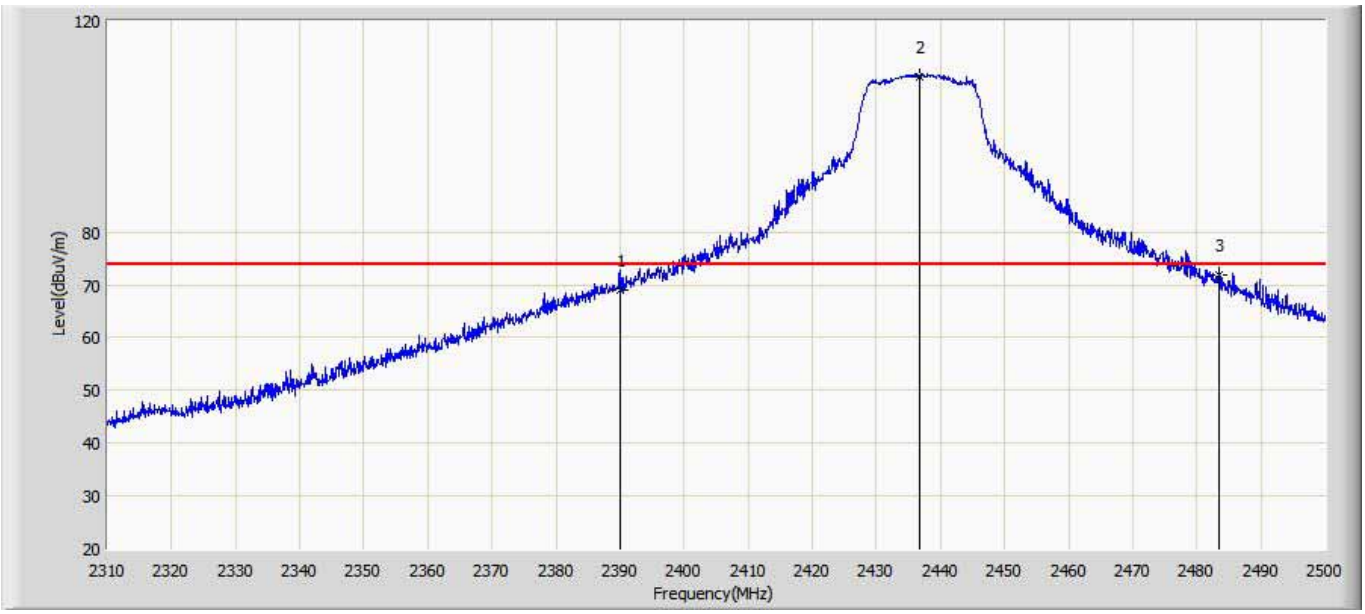

No	Mark	Frequency (MHz)	Measure Level (dBuV/m)	Reading Level (dBuV)	Over Limit (dB)	Limit (dBuV/m)	Factor (dB)	Type
1		2390.000	68.865	39.817	-5.135	74.000	29.048	PK
2	*	2436.825	109.513	80.572	N/A	N/A	28.941	PK
3		2483.500	71.942	41.458	-2.058	74.000	30.484	PK

Engineer: Simon	
Site: AC5	Time: 2017/10/25 - 19:26
Limit: FCC_Part15.209_RE(3m)	Margin: 0
Probe: Horn_3117_00167055(1-18GHz)	Polarity: Horizontal
EUT: Wireless Access point	Power: AC 120V/60Hz
Note: Mode 3:Transmit at 2437MHz by 802.11n20	

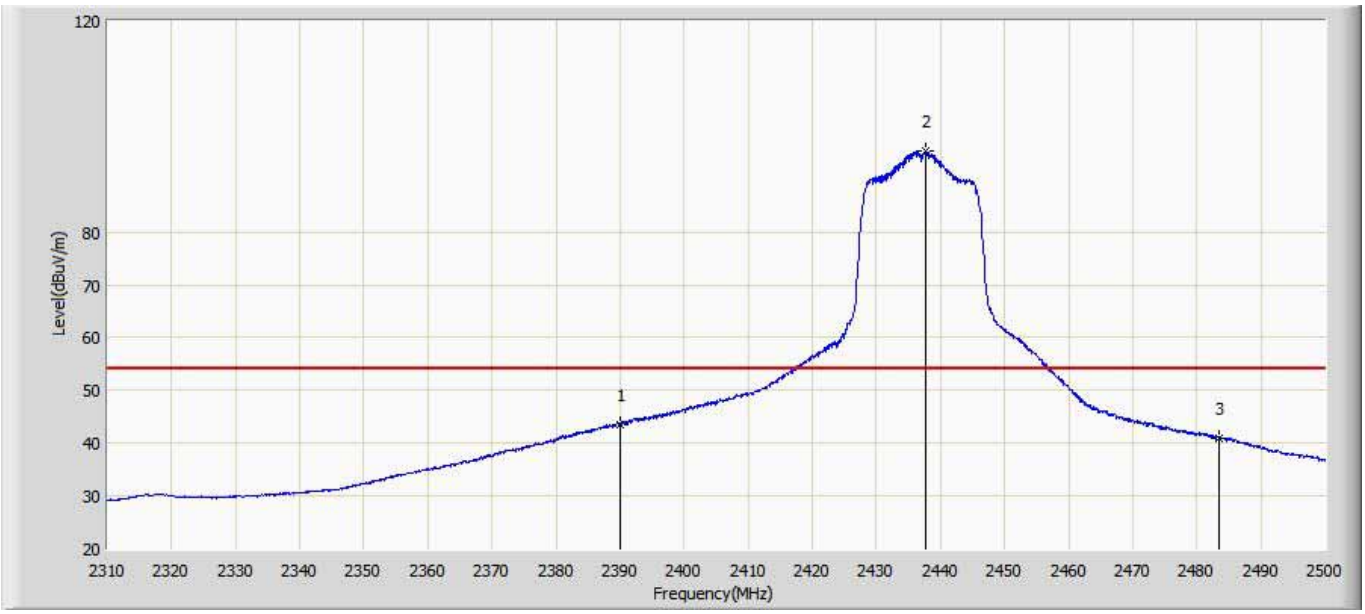

No	Mark	Frequency (MHz)	Measure Level (dBuV/m)	Reading Level (dBuV)	Over Limit (dB)	Limit (dBuV/m)	Factor (dB)	Type
1		2390.000	43.633	14.585	-10.367	54.000	29.048	AV
2	*	2437.775	95.319	66.380	N/A	N/A	28.939	AV
3		2483.500	40.988	10.504	-13.012	54.000	30.484	AV

Engineer: Simon	
Site: AC5	Time: 2017/10/25 - 19:32
Limit: FCC_Part15.209_RE(3m)	Margin: 0
Probe: Horn_3117_00167055(1-18GHz)	Polarity: Horizontal
EUT: Wireless Access point	Power: AC 120V/60Hz
Note: Mode 3:Transmit at 2437MHz by 802.11n20	

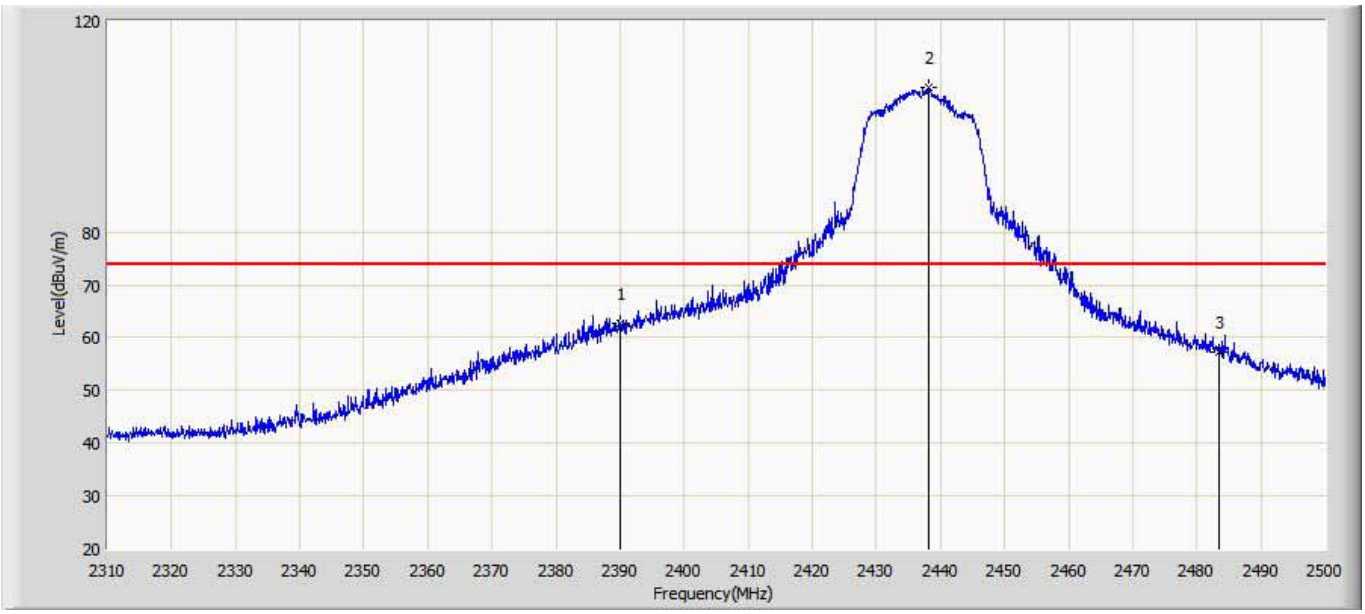

No	Mark	Frequency (MHz)	Measure Level (dBuV/m)	Reading Level (dBuV)	Over Limit (dB)	Limit (dBuV/m)	Factor (dB)	Type
1		2390.000	62.657	33.609	-11.343	74.000	29.048	PK
2	*	2438.060	107.438	78.500	N/A	N/A	28.938	PK
3		2483.500	57.381	26.897	-16.619	74.000	30.484	PK

Engineer: Simon	
Site: AC5	Time: 2017/10/25 - 19:36
Limit: FCC_Part15.209_RE(3m)	Margin: 0
Probe: Horn_3117_00167055(1-18GHz)	Polarity: Vertical
EUT: Wireless Access point	Power: AC 120V/60Hz
Note: Mode 3:Transmit at 2462MHz by 802.11n20	

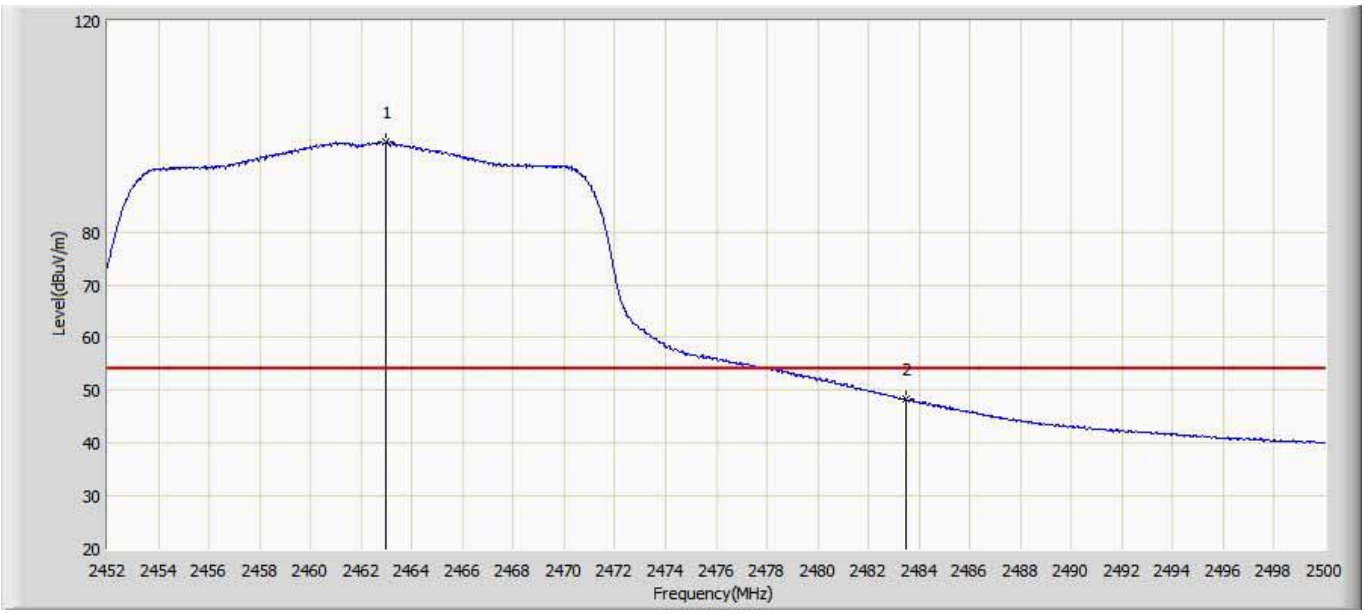

No	Mark	Frequency (MHz)	Measure Level (dBuV/m)	Reading Level (dBuV)	Over Limit (dB)	Limit (dBuV/m)	Factor (dB)	Type
1	*	2462.944	97.054	67.928	N/A	N/A	29.126	AV
2		2483.500	48.293	17.809	-5.707	54.000	30.484	AV

Engineer: Simon	
Site: AC5	Time: 2017/10/25 - 19:44
Limit: FCC_Part15.209_RE(3m)	Margin: 0
Probe: Horn_3117_00167055(1-18GHz)	Polarity: Vertical
EUT: Wireless Access point	Power: AC 120V/60Hz
Note: Mode 3:Transmit at 2462MHz by 802.11n20	

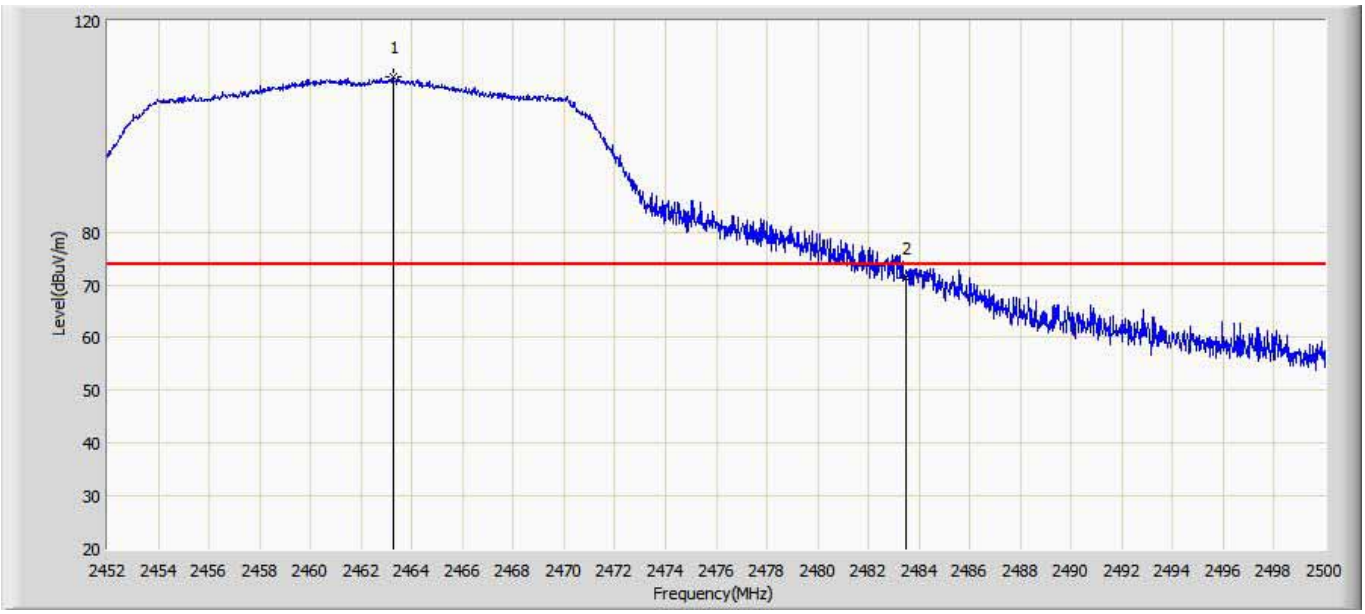

No	Mark	Frequency (MHz)	Measure Level (dBuV/m)	Reading Level (dBuV)	Over Limit (dB)	Limit (dBuV/m)	Factor (dB)	Type
1	*	2463.256	109.292	80.139	N/A	N/A	29.153	PK
2		2483.500	71.254	40.769	-2.746	74.000	30.484	PK

Engineer: Simon	
Site: AC5	Time: 2017/10/25 - 19:47
Limit: FCC_Part15.209_RE(3m)	Margin: 0
Probe: Horn_3117_00167055(1-18GHz)	Polarity: Horizontal
EUT: Wireless Access point	Power: AC 120V/60Hz
Note: Mode 3:Transmit at 2462MHz by 802.11n20	

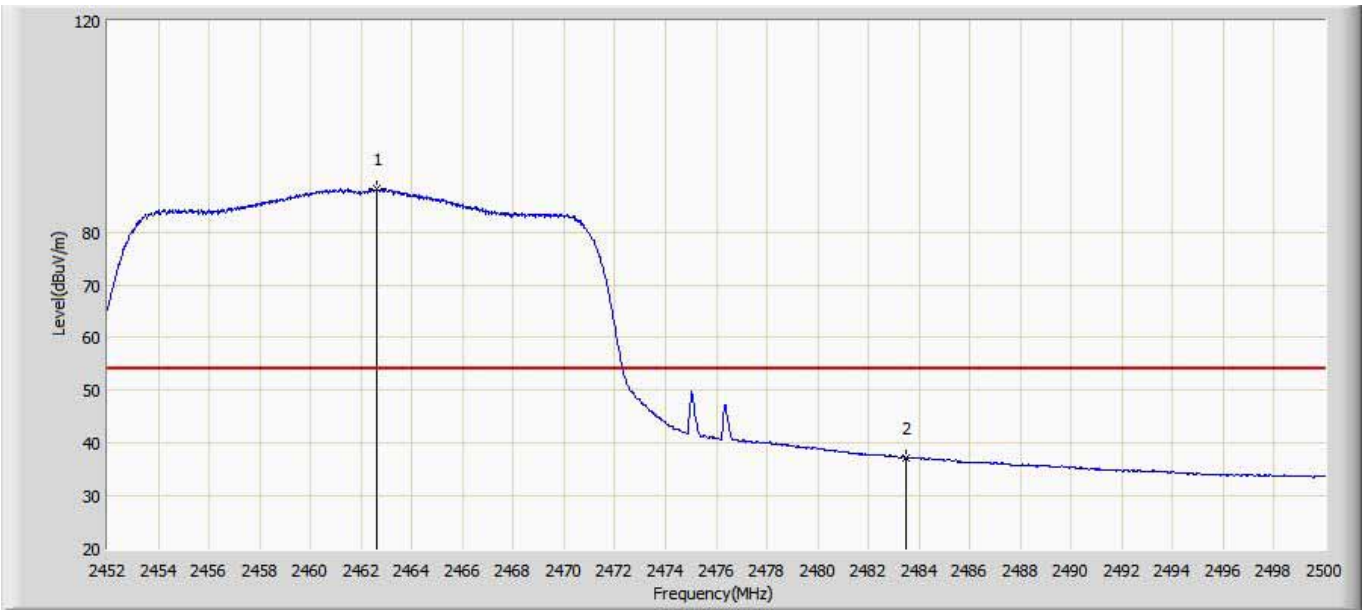

No	Mark	Frequency (MHz)	Measure Level (dBuV/m)	Reading Level (dBuV)	Over Limit (dB)	Limit (dBuV/m)	Factor (dB)	Type
1	*	2462.632	88.136	59.037	N/A	N/A	29.099	AV
2		2483.500	37.178	6.694	-16.822	54.000	30.484	AV

Engineer: Simon	
Site: AC5	Time: 2017/10/25 - 19:50
Limit: FCC_Part15.209_RE(3m)	Margin: 0
Probe: Horn_3117_00167055(1-18GHz)	Polarity: Horizontal
EUT: Wireless Access point	Power: AC 120V/60Hz
Note: Mode 3:Transmit at 2462MHz by 802.11n20	

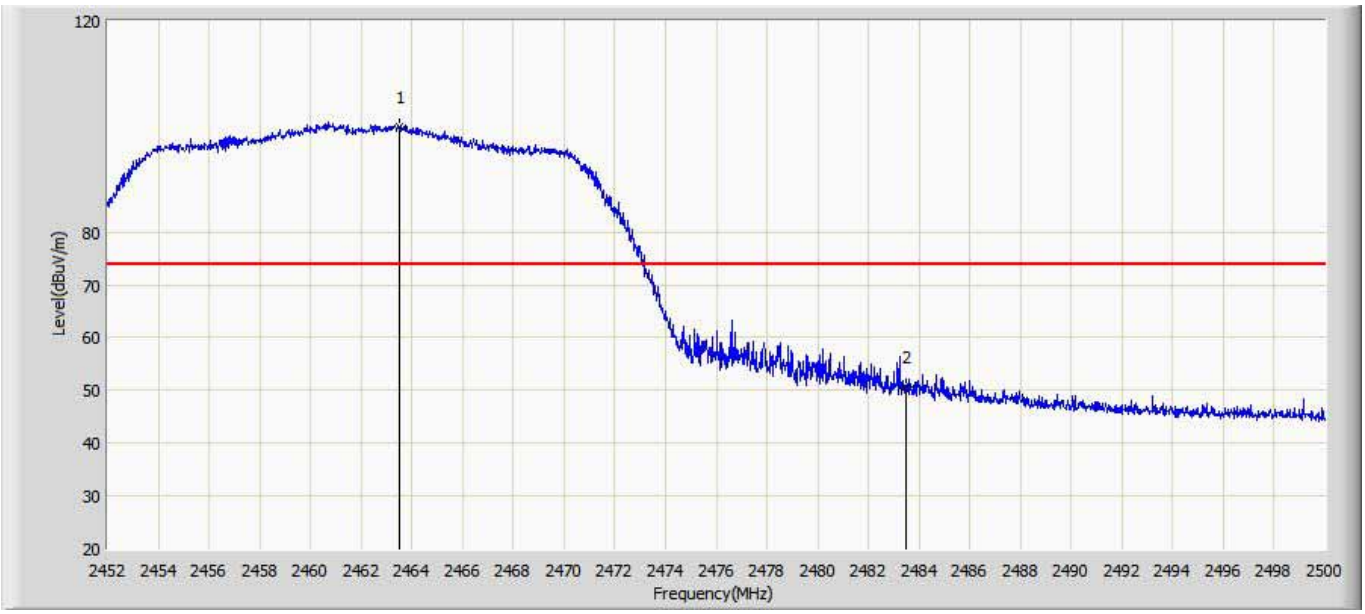

No	Mark	Frequency (MHz)	Measure Level (dBuV/m)	Reading Level (dBuV)	Over Limit (dB)	Limit (dBuV/m)	Factor (dB)	Type
1	*	2463.496	100.035	70.861	N/A	N/A	29.174	PK
2		2483.500	50.718	20.234	-23.282	74.000	30.484	PK

Ant 1+2:

Engineer: Simon	
Site: AC5	Time: 2017/10/26 - 20:44
Limit: FCC_Part15.209_RE(3m)	Margin: 0
Probe: Horn_3117_00167055(1-18GHz)	Polarity: Vertical
EUT: Wireless Access point	Power: AC 120V/60Hz
Note: Mode 4:Transmit at 2412MHz by 802.11b	

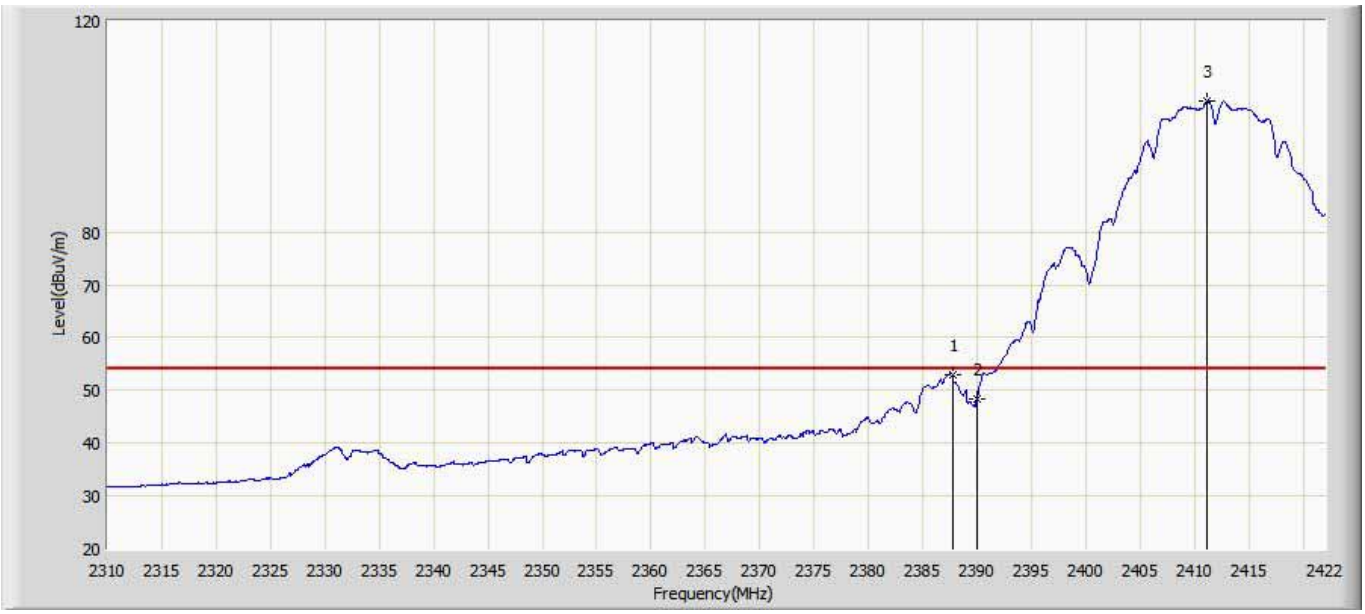

No	Mark	Frequency (MHz)	Measure Level (dBuV/m)	Reading Level (dBuV)	Over Limit (dB)	Limit (dBuV/m)	Factor (dB)	Type
1		2387.784	52.951	23.902	-1.049	54.000	29.049	AV
2		2390.000	48.320	19.272	-5.680	54.000	29.048	AV
3	*	2411.080	104.728	75.865	N/A	N/A	28.863	AV

Engineer: Simon	
Site: AC5	Time: 2017/10/26 - 20:55
Limit: FCC_Part15.209_RE(3m)	Margin: 0
Probe: Horn_3117_00167055(1-18GHz)	Polarity: Vertical
EUT: Wireless Access point	Power: AC 120V/60Hz
Note: Mode 4:Transmit at 2412MHz by 802.11b	

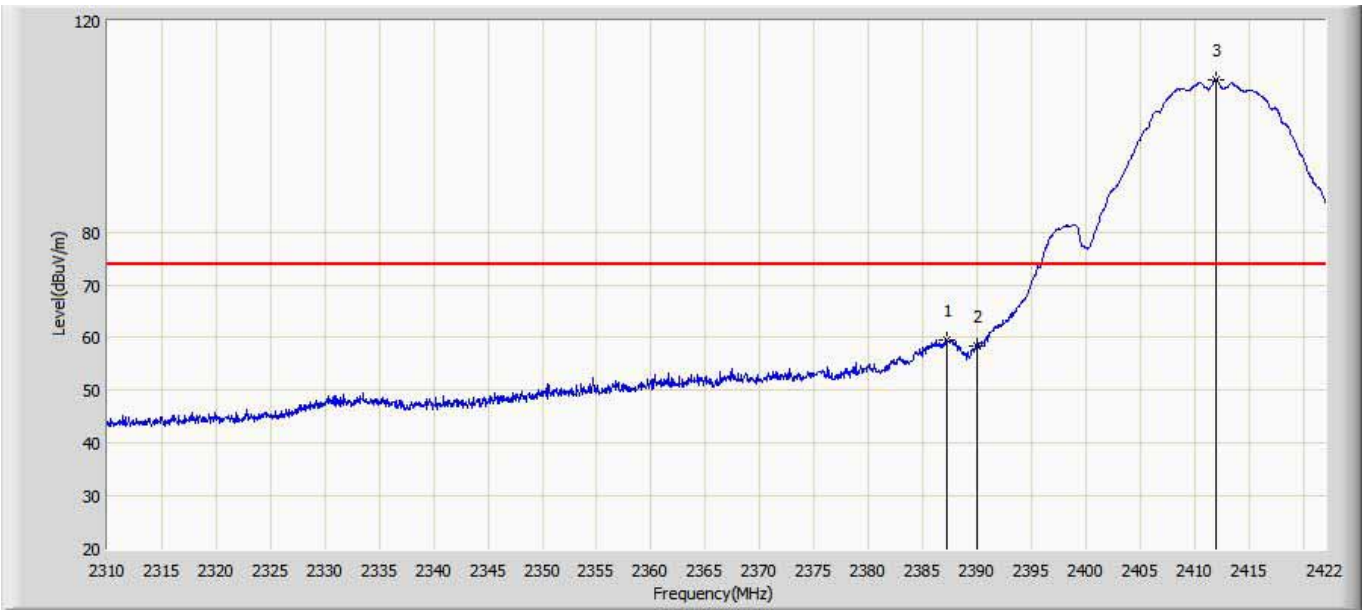

No	Mark	Frequency (MHz)	Measure Level (dBuV/m)	Reading Level (dBuV)	Over Limit (dB)	Limit (dBuV/m)	Factor (dB)	Type
1		2387.280	59.618	30.569	-14.382	74.000	29.049	PK
2		2390.000	58.483	29.435	-15.517	74.000	29.048	PK
3	*	2411.976	108.795	79.926	N/A	N/A	28.869	PK

Engineer: Simon	
Site: AC5	Time: 2017/10/26 - 21:05
Limit: FCC_Part15.209_RE(3m)	Margin: 0
Probe: Horn_3117_00167055(1-18GHz)	Polarity: Horizontal
EUT: Wireless Access point	Power: AC 120V/60Hz
Note: Mode 4:Transmit at 2412MHz by 802.11b	

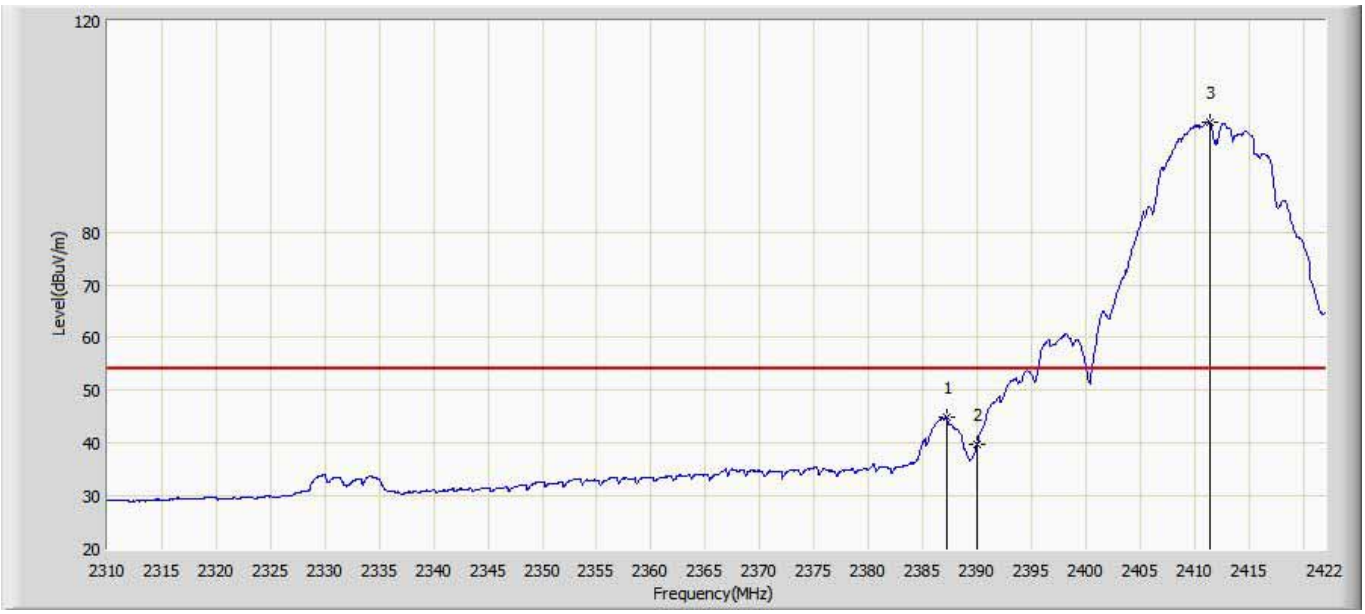

No	Mark	Frequency (MHz)	Measure Level (dBuV/m)	Reading Level (dBuV)	Over Limit (dB)	Limit (dBuV/m)	Factor (dB)	Type
1		2387.224	44.982	15.933	-9.018	54.000	29.049	AV
2		2390.000	39.691	10.643	-14.309	54.000	29.048	AV
3	*	2411.416	100.714	71.849	N/A	N/A	28.865	AV

Engineer: Simon	
Site: AC5	Time: 2017/10/26 - 21:08
Limit: FCC_Part15.209_RE(3m)	Margin: 0
Probe: Horn_3117_00167055(1-18GHz)	Polarity: Horizontal
EUT: Wireless Access point	Power: AC 120V/60Hz
Note: Mode 3:Transmit at 2412MHz by 802.11b	

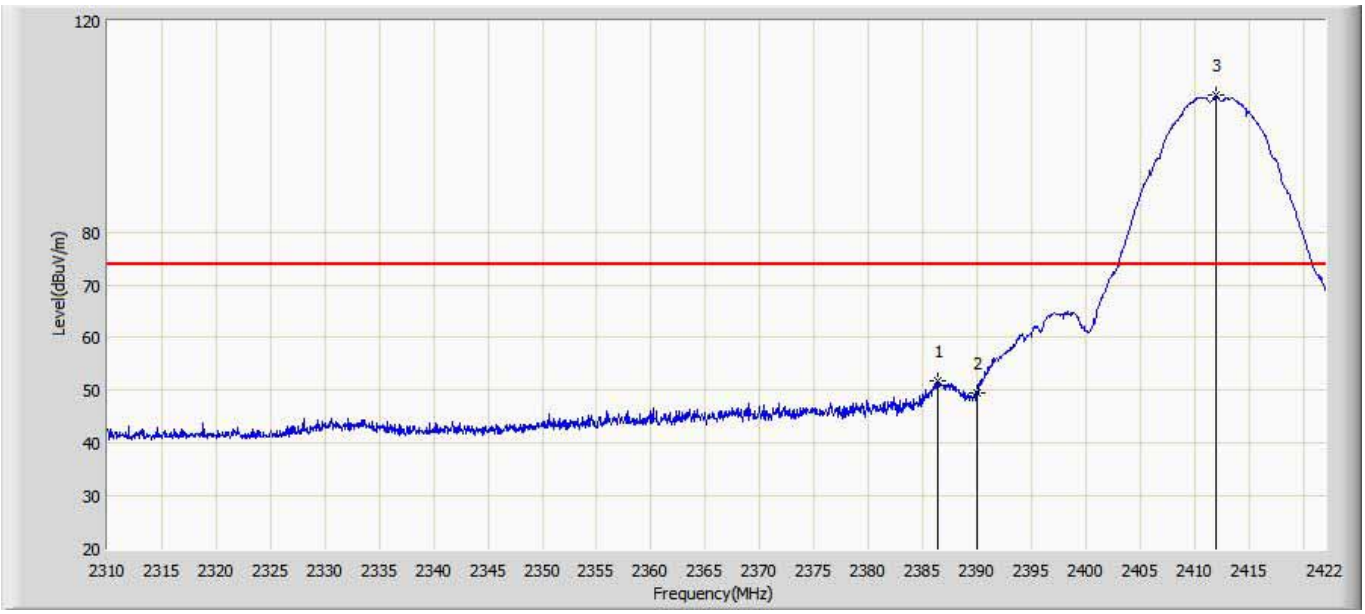

No	Mark	Frequency (MHz)	Measure Level (dBuV/m)	Reading Level (dBuV)	Over Limit (dB)	Limit (dBuV/m)	Factor (dB)	Type
1		2386.440	51.667	22.617	-22.333	74.000	29.050	PK
2		2390.000	49.371	20.323	-24.629	74.000	29.048	PK
3	*	2411.976	105.878	77.009	N/A	N/A	28.869	PK

Engineer: Simon	
Site: AC5	Time: 2017/10/26 - 21:11
Limit: FCC_Part15.209_RE(3m)	Margin: 0
Probe: Horn_3117_00167055(1-18GHz)	Polarity: Vertical
EUT: Wireless Access point	Power: AC 120V/60Hz
Note: Mode 4:Transmit at 2437MHz by 802.11b	

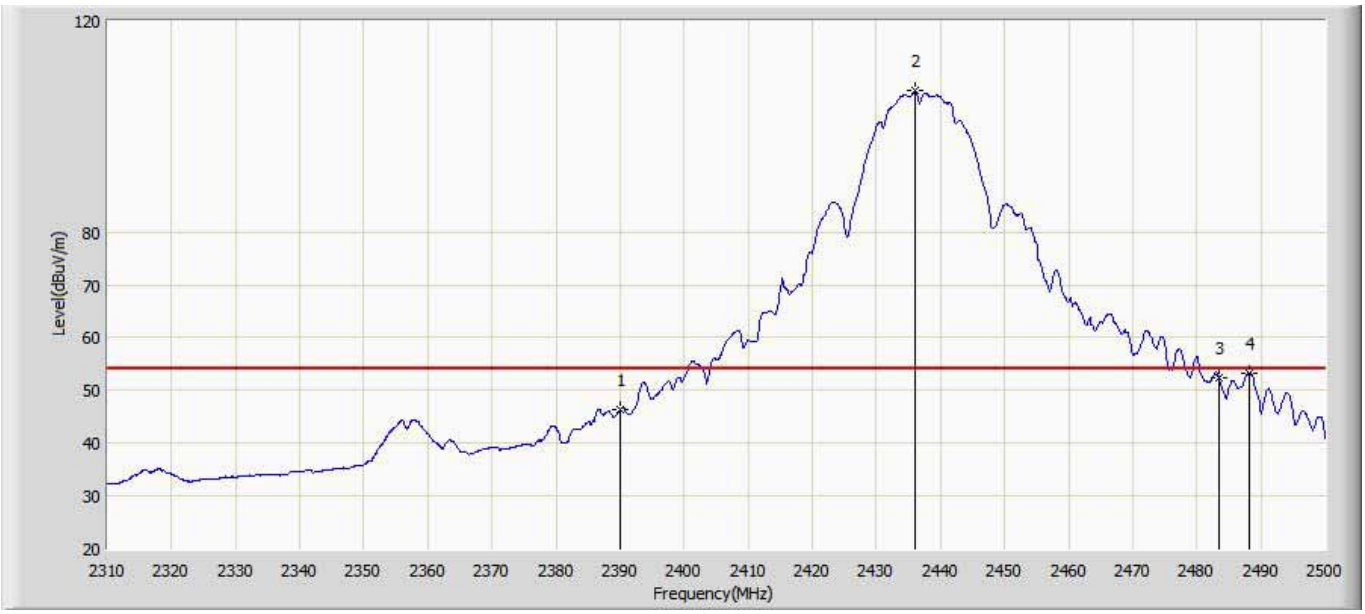

No	Mark	Frequency (MHz)	Measure Level (dBuV/m)	Reading Level (dBuV)	Over Limit (dB)	Limit (dBuV/m)	Factor (dB)	Type
1		2390.000	46.357	17.309	-7.643	54.000	29.048	AV
2	*	2435.970	106.719	77.776	N/A	N/A	28.943	AV
3		2483.500	52.356	21.872	-1.644	54.000	30.484	AV
4		2488.315	53.230	22.789	-0.770	54.000	30.441	AV

Engineer: Simon	
Site: AC5	Time: 2017/10/26 - 21:17
Limit: FCC_Part15.209_RE(3m)	Margin: 0
Probe: Horn_3117_00167055(1-18GHz)	Polarity: Vertical
EUT: Wireless Access point	Power: AC 120V/60Hz
Note: Mode 4:Transmit at 2437MHz by 802.11b	

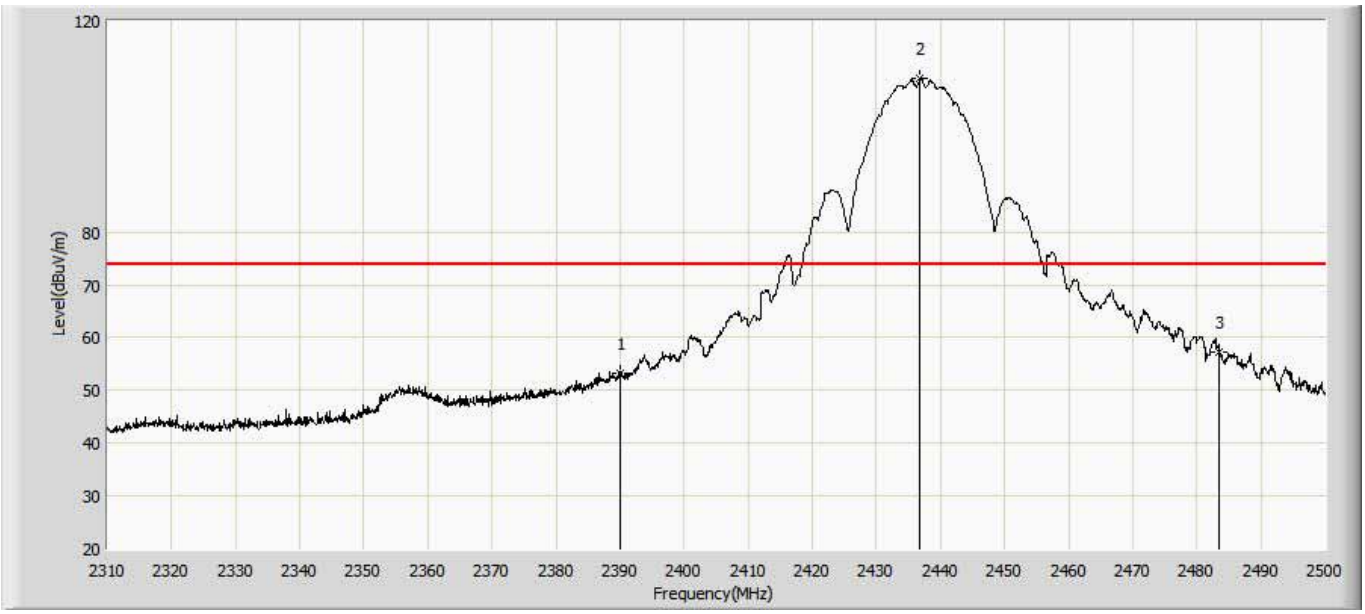

No	Mark	Frequency (MHz)	Measure Level (dBuV/m)	Reading Level (dBuV)	Over Limit (dB)	Limit (dBuV/m)	Factor (dB)	Type
1		2390.000	53.244	24.196	-20.756	74.000	29.048	PK
2	*	2436.825	109.170	80.229	N/A	N/A	28.941	PK
3		2483.500	57.370	26.885	-16.630	74.000	30.484	PK

Engineer: Simon	
Site: AC5	Time: 2017/10/26 - 21:19
Limit: FCC_Part15.209_RE(3m)	Margin: 0
Probe: Horn_3117_00167055(1-18GHz)	Polarity: Horizontal
EUT: Wireless Access point	Power: AC 120V/60Hz
Note: Mode 4:Transmit at 2437MHz by 802.11b	

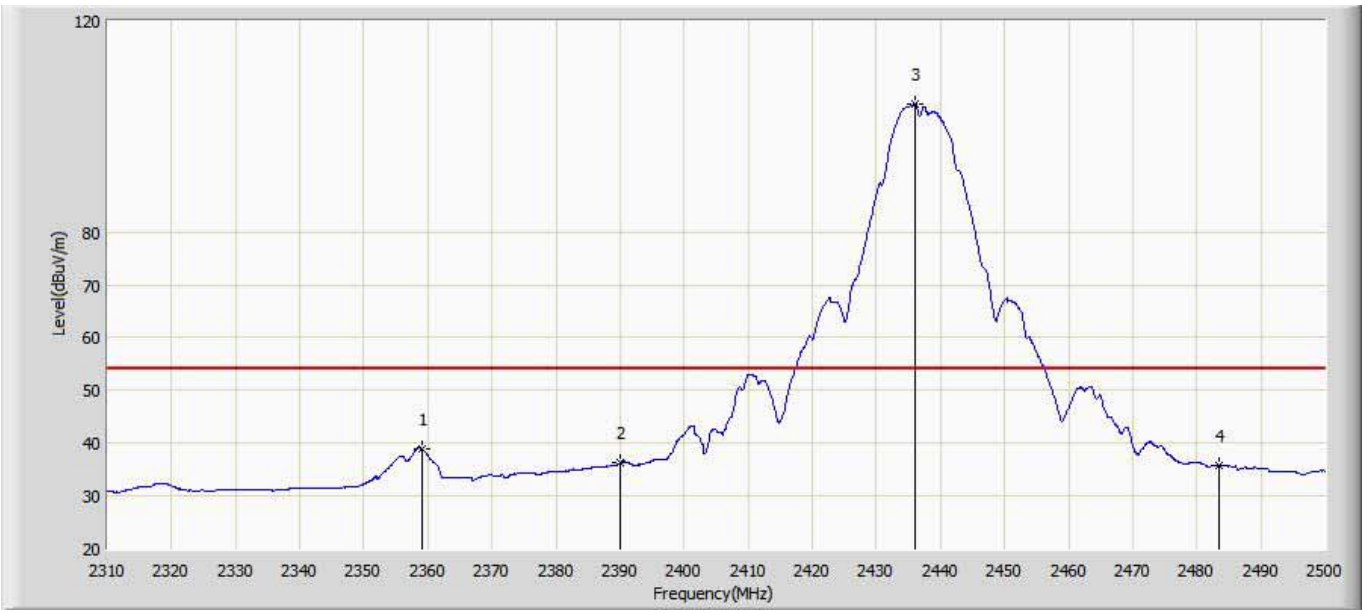

No	Mark	Frequency (MHz)	Measure Level (dBuV/m)	Reading Level (dBuV)	Over Limit (dB)	Limit (dBuV/m)	Factor (dB)	Type
1		2359.210	38.803	9.801	-15.197	54.000	29.002	AV
2		2390.000	36.236	7.188	-17.764	54.000	29.048	AV
3	*	2435.970	104.350	75.407	N/A	N/A	28.943	AV
4		2483.500	35.858	5.374	-18.142	54.000	30.484	AV

Engineer: Simon	
Site: AC5	Time: 2017/10/26 - 21:21
Limit: FCC_Part15.209_RE(3m)	Margin: 0
Probe: Horn_3117_00167055(1-18GHz)	Polarity: Horizontal
EUT: Wireless Access point	Power: AC 120V/60Hz
Note: Mode 4:Transmit at 2437MHz by 802.11b	

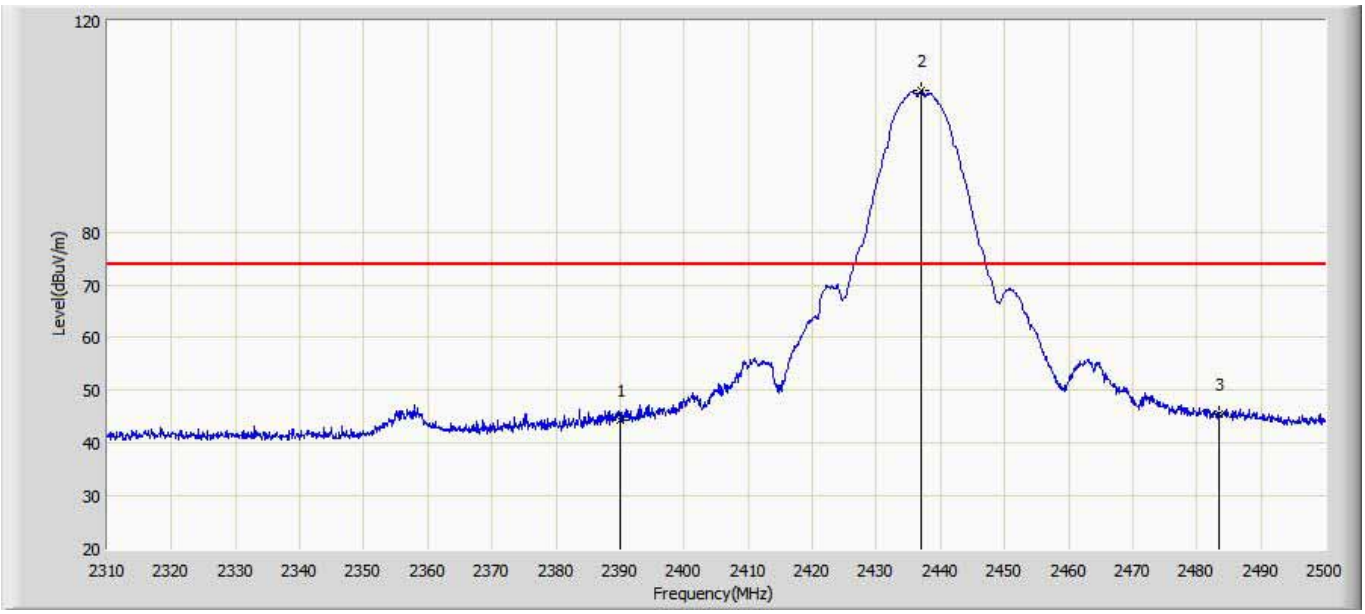

No	Mark	Frequency (MHz)	Measure Level (dBuV/m)	Reading Level (dBuV)	Over Limit (dB)	Limit (dBuV/m)	Factor (dB)	Type
1		2390.000	44.446	15.398	-29.554	74.000	29.048	PK
2	*	2436.920	106.816	77.875	N/A	N/A	28.941	PK
3		2483.500	45.585	15.101	-28.415	74.000	30.484	PK

Engineer: Simon	
Site: AC5	Time: 2017/10/26 - 21:24
Limit: FCC_Part15.209_RE(3m)	Margin: 0
Probe: Horn_3117_00167055(1-18GHz)	Polarity: Vertical
EUT: Wireless Access point	Power: AC 120V/60Hz
Note: Mode 5:Transmit at 2462MHz by 802.11b	

No	Mark	Frequency (MHz)	Measure Level (dBuV/m)	Reading Level (dBuV)	Over Limit (dB)	Limit (dBuV/m)	Factor (dB)	Type
1	*	2462.728	105.295	76.188	N/A	N/A	29.107	AV
2		2483.500	52.888	22.404	-1.112	54.000	30.484	AV

Engineer: Simon	
Site: AC5	Time: 2017/10/26 - 21:31
Limit: FCC_Part15.209_RE(3m)	Margin: 0
Probe: Horn_3117_00167055(1-18GHz)	Polarity: Vertical
EUT: Wireless Access point	Power: AC 120V/60Hz
Note: Mode 5:Transmit at 2462MHz by 802.11b	

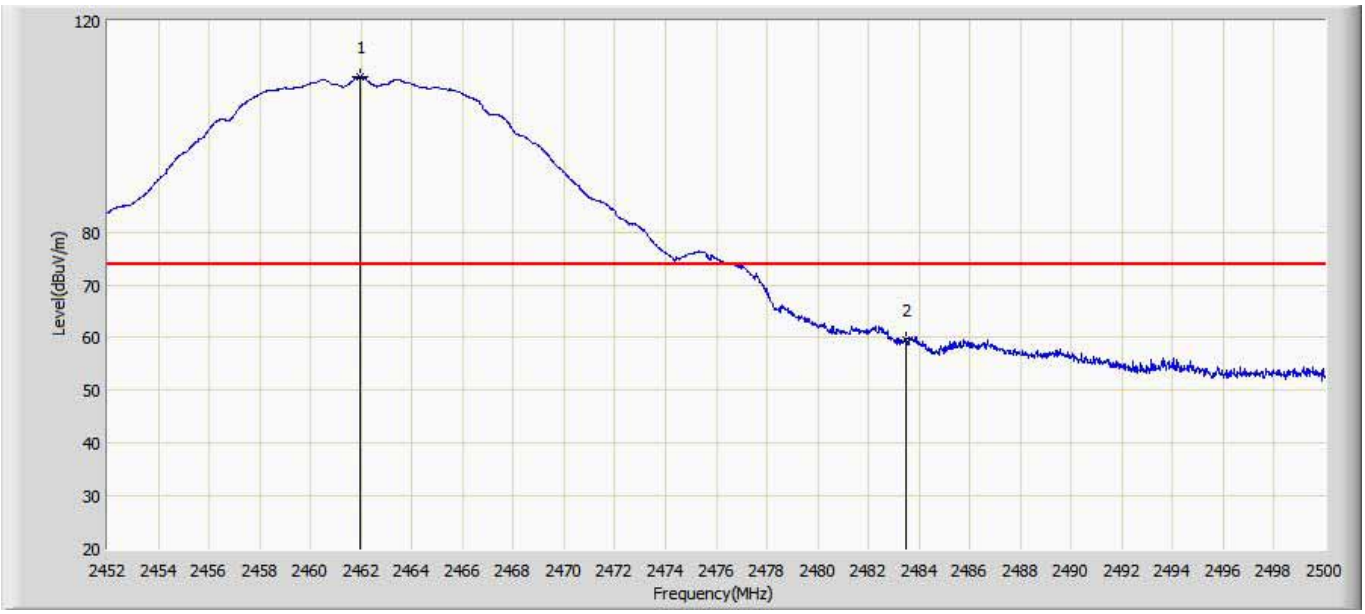

No	Mark	Frequency (MHz)	Measure Level (dBuV/m)	Reading Level (dBuV)	Over Limit (dB)	Limit (dBuV/m)	Factor (dB)	Type
1	*	2461.960	109.352	80.308	N/A	N/A	29.044	PK
2		2483.500	59.450	28.966	-14.550	74.000	30.484	PK

Engineer: Simon	
Site: AC5	Time: 2017/10/26 - 21:33
Limit: FCC_Part15.209_RE(3m)	Margin: 0
Probe: Horn_3117_00167055(1-18GHz)	Polarity: Horizontal
EUT: Wireless Access point	Power: AC 120V/60Hz
Note: Mode 5:Transmit at 2462MHz by 802.11b	

No	Mark	Frequency (MHz)	Measure Level (dBuV/m)	Reading Level (dBuV)	Over Limit (dB)	Limit (dBuV/m)	Factor (dB)	Type
1	*	2462.656	99.978	70.877	N/A	N/A	29.101	AV
2		2483.500	40.997	10.513	-13.003	54.000	30.484	AV

Engineer: Simon	
Site: AC5	Time: 2017/10/26 - 21:35
Limit: FCC_Part15.209_RE(3m)	Margin: 0
Probe: Horn_3117_00167055(1-18GHz)	Polarity: Horizontal
EUT: Wireless Access point	Power: AC 120V/60Hz
Note: Mode 5:Transmit at 2462MHz by 802.11b	

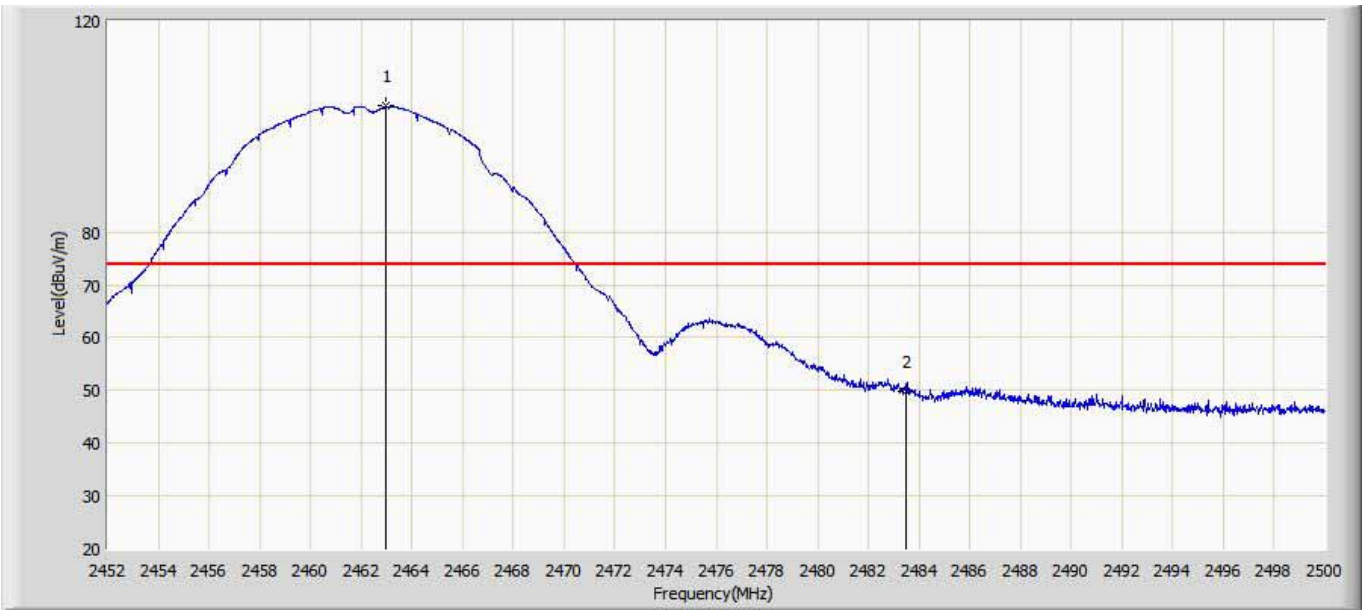

No	Mark	Frequency (MHz)	Measure Level (dBuV/m)	Reading Level (dBuV)	Over Limit (dB)	Limit (dBuV/m)	Factor (dB)	Type
1	*	2462.992	103.814	74.684	N/A	N/A	29.130	PK
2		2483.500	49.730	19.245	-24.270	74.000	30.484	PK

Engineer: Simon	
Site: AC5	Time: 2017/10/26 - 21:46
Limit: FCC_Part15.209_RE(3m)	Margin: 0
Probe: Horn_3117_00167055(1-18GHz)	Polarity: Vertical
EUT: Wireless Access point	Power: AC 120V/60Hz
Note: Mode 5:Transmit at 2412MHz by 802.11g	

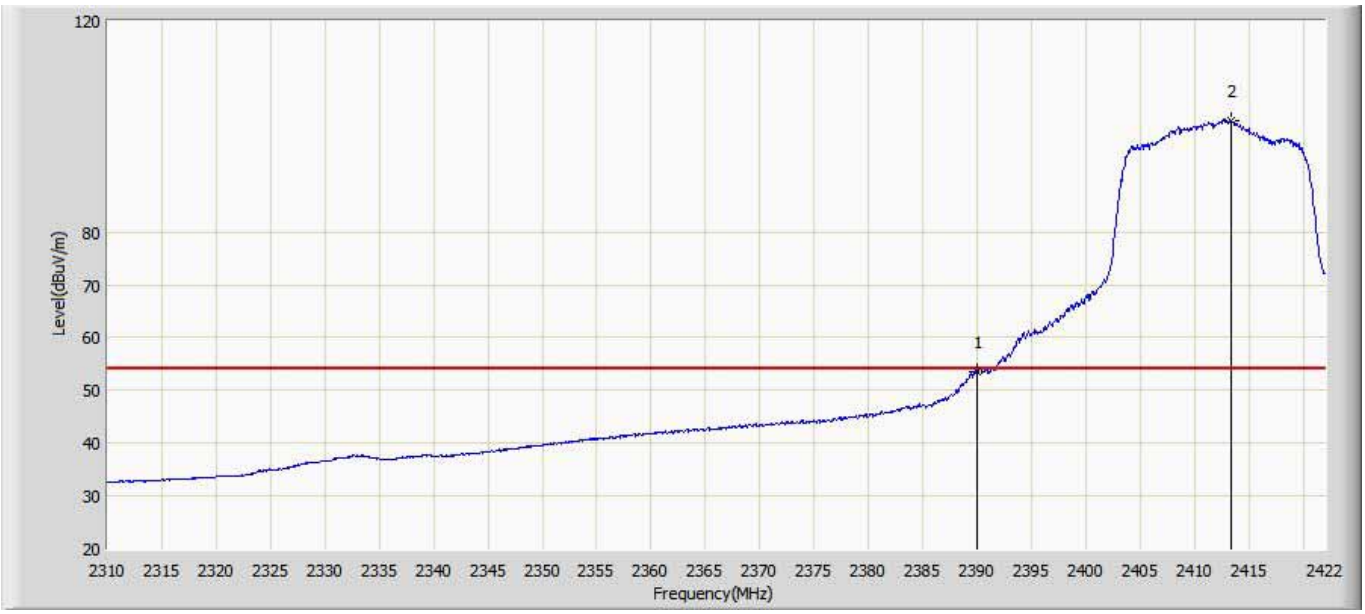

No	Mark	Frequency (MHz)	Measure Level (dBuV/m)	Reading Level (dBuV)	Over Limit (dB)	Limit (dBuV/m)	Factor (dB)	Type
1		2390.000	53.600	24.552	-0.400	54.000	29.048	AV
2	*	2413.376	100.998	72.121	N/A	N/A	28.877	AV

Engineer: Simon	
Site: AC5	Time: 2017/10/26 - 21:49
Limit: FCC_Part15.209_RE(3m)	Margin: 0
Probe: Horn_3117_00167055(1-18GHz)	Polarity: Vertical
EUT: Wireless Access point	Power: AC 120V/60Hz
Note: Mode 5:Transmit at 2412MHz by 802.11g	

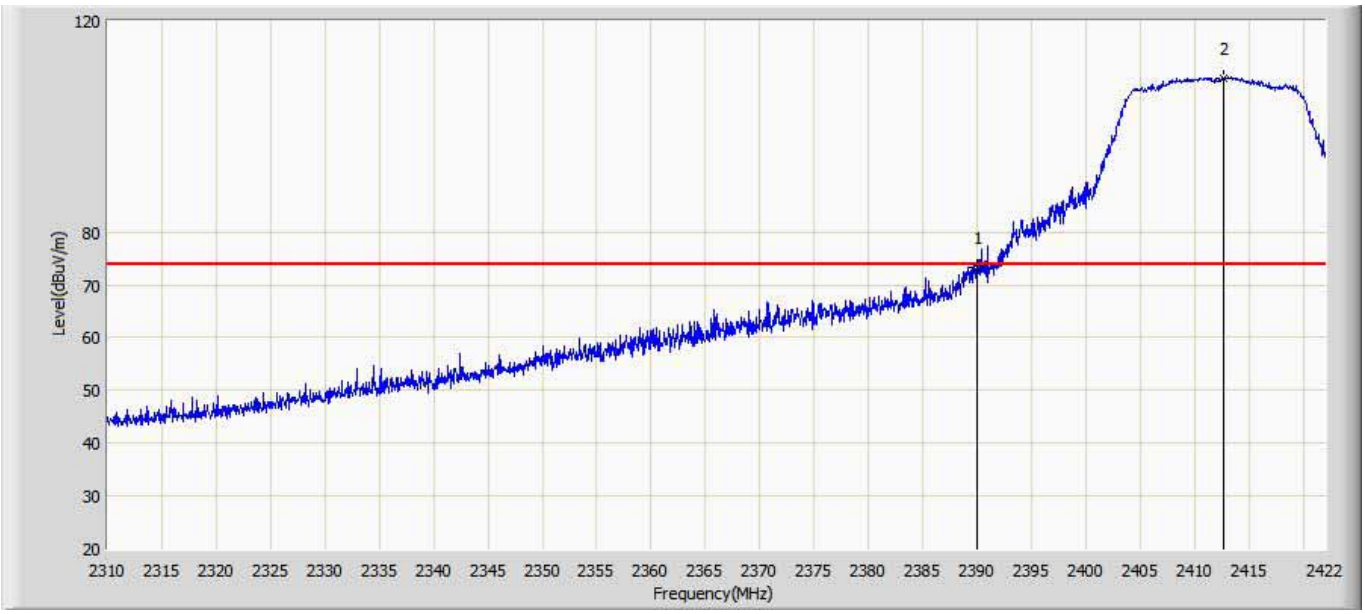

No	Mark	Frequency (MHz)	Measure Level (dBuV/m)	Reading Level (dBuV)	Over Limit (dB)	Limit (dBuV/m)	Factor (dB)	Type
1		2390.000	73.312	44.264	-0.688	74.000	29.048	PK
2	*	2412.648	109.039	80.167	N/A	N/A	28.872	PK

Engineer: Simon	
Site: AC5	Time: 2017/10/26 - 21:50
Limit: FCC_Part15.209_RE(3m)	Margin: 0
Probe: Horn_3117_00167055(1-18GHz)	Polarity: Horizontal
EUT: Wireless Access point	Power: AC 120V/60Hz
Note: Mode 5:Transmit at 2412MHz by 802.11g	

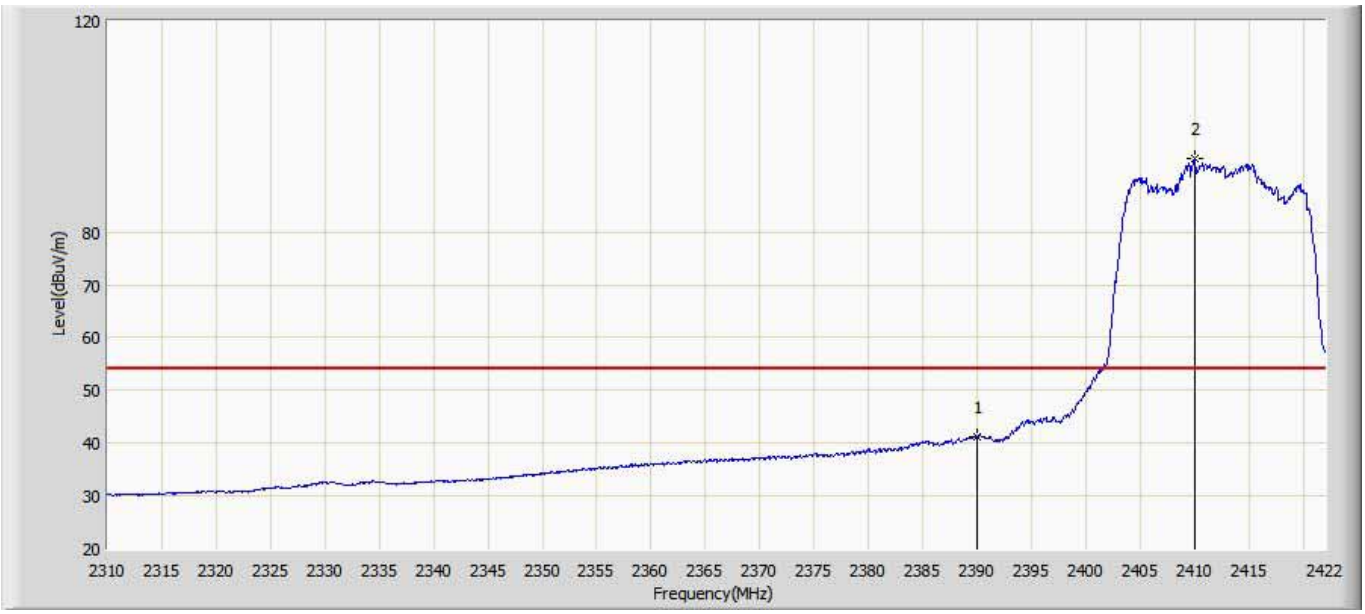

No	Mark	Frequency (MHz)	Measure Level (dBuV/m)	Reading Level (dBuV)	Over Limit (dB)	Limit (dBuV/m)	Factor (dB)	Type
1		2390.000	41.061	12.013	-12.939	54.000	29.048	AV
2	*	2410.016	93.847	64.973	N/A	N/A	28.874	AV

Engineer: Simon	
Site: AC5	Time: 2017/10/26 - 21:51
Limit: FCC_Part15.209_RE(3m)	Margin: 0
Probe: Horn_3117_00167055(1-18GHz)	Polarity: Horizontal
EUT: Wireless Access point	Power: AC 120V/60Hz
Note: Mode 5:Transmit at 2412MHz by 802.11g	

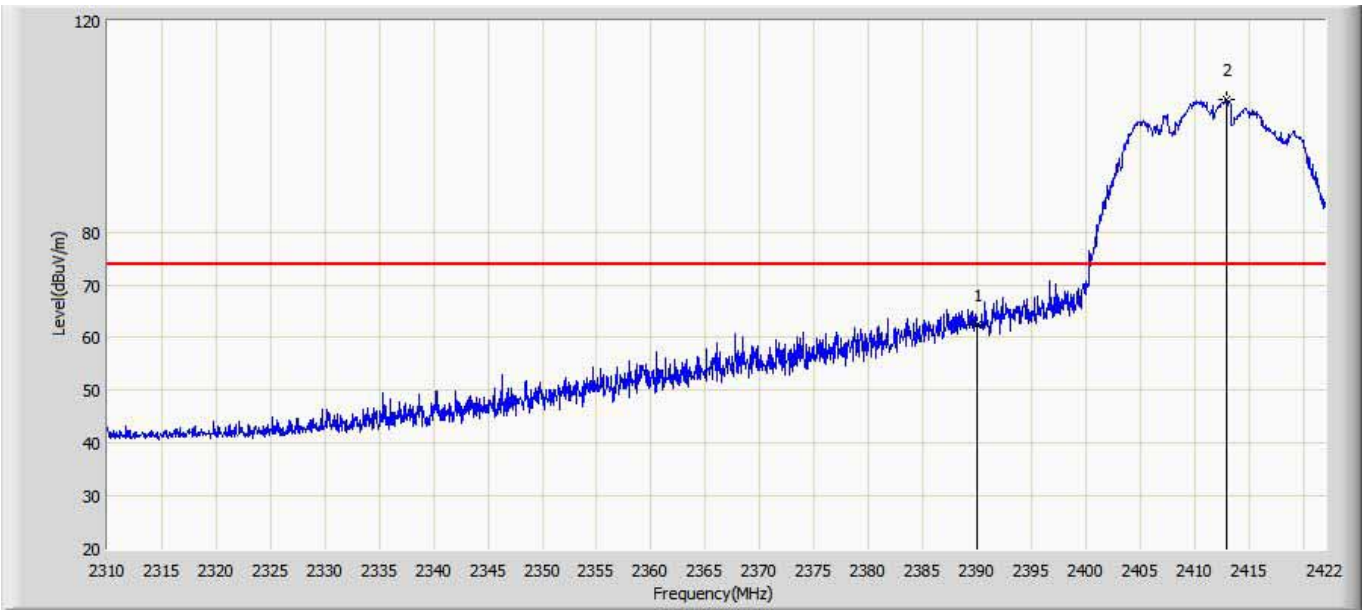

No	Mark	Frequency (MHz)	Measure Level (dBuV/m)	Reading Level (dBuV)	Over Limit (dB)	Limit (dBuV/m)	Factor (dB)	Type
1		2390.000	62.500	33.452	-11.500	74.000	29.048	PK
2	*	2412.984	104.962	76.088	N/A	N/A	28.874	PK

Engineer: Simon	
Site: AC5	Time: 2017/10/26 - 22:01
Limit: FCC_Part15.209_RE(3m)	Margin: 0
Probe: Horn_3117_00167055(1-18GHz)	Polarity: Vertical
EUT: Wireless Access point	Power: AC 120V/60Hz
Note: Mode 5:Transmit at 2437MHz by 802.11g	

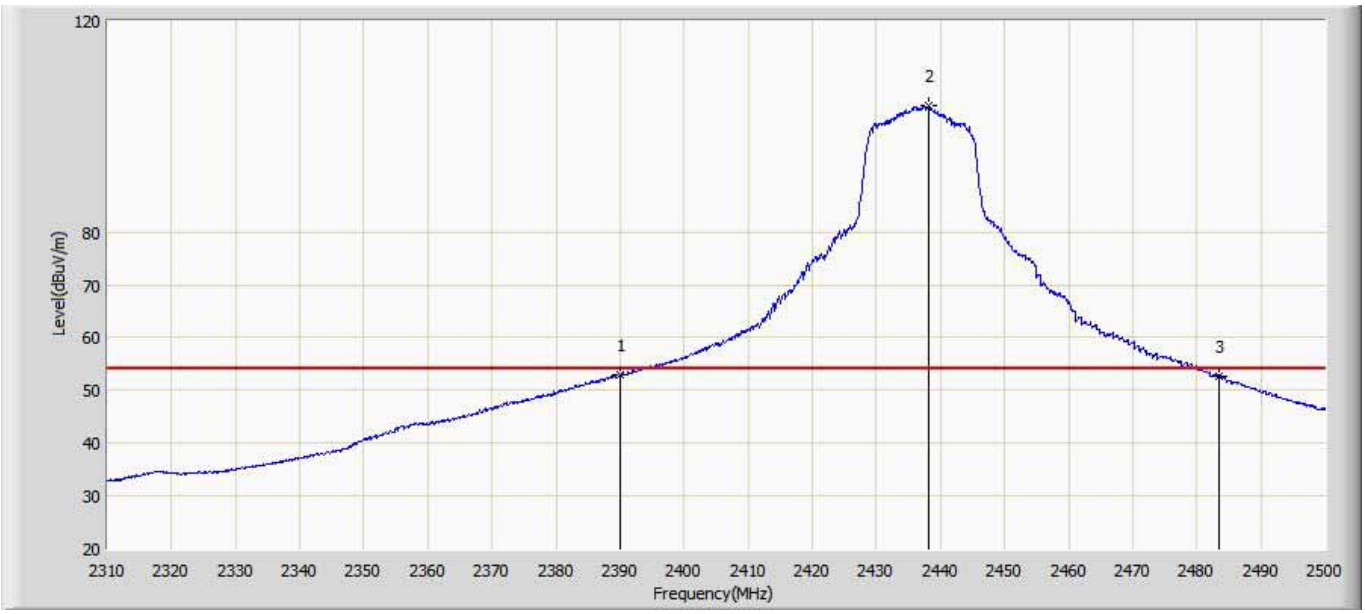

No	Mark	Frequency (MHz)	Measure Level (dBuV/m)	Reading Level (dBuV)	Over Limit (dB)	Limit (dBuV/m)	Factor (dB)	Type
1		2390.000	52.842	23.794	-1.158	54.000	29.048	AV
2	*	2438.155	103.867	74.929	N/A	N/A	28.938	AV
3		2483.500	52.679	22.195	-1.321	54.000	30.484	AV

Engineer: Simon	
Site: AC5	Time: 2017/10/26 - 22:06
Limit: FCC_Part15.209_RE(3m)	Margin: 0
Probe: Horn_3117_00167055(1-18GHz)	Polarity: Vertical
EUT: Wireless Access point	Power: AC 120V/60Hz
Note: Mode 5:Transmit at 2437MHz by 802.11g	

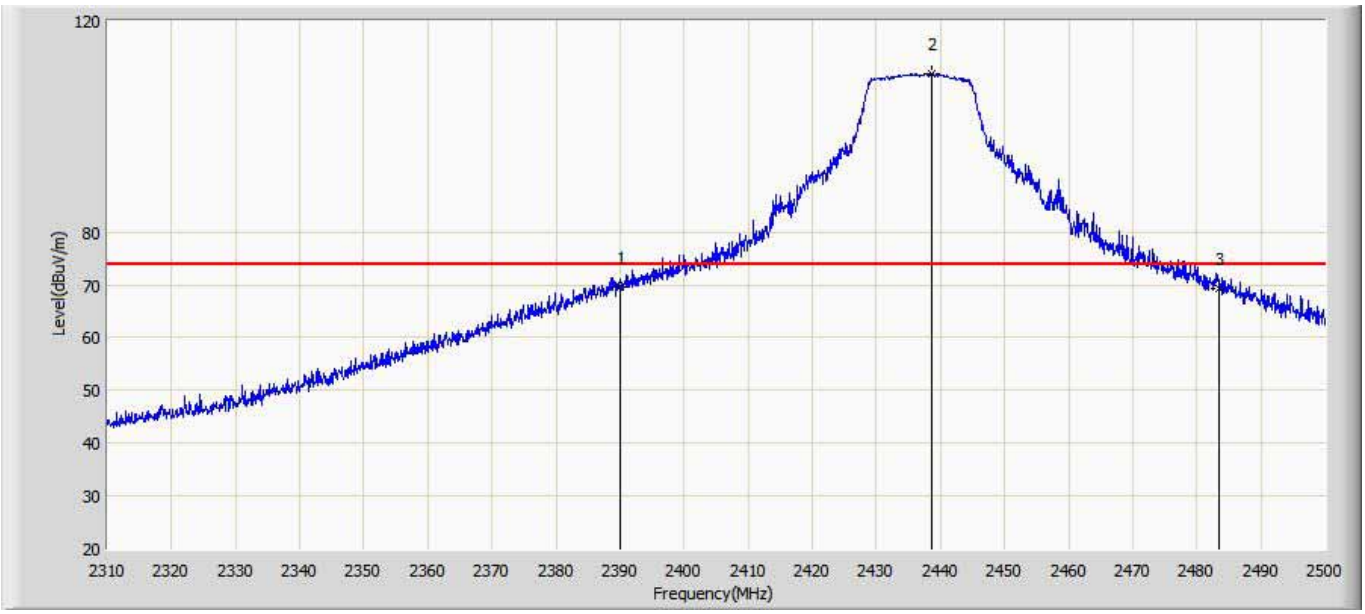

No	Mark	Frequency (MHz)	Measure Level (dBuV/m)	Reading Level (dBuV)	Over Limit (dB)	Limit (dBuV/m)	Factor (dB)	Type
1		2390.000	69.477	40.429	-4.523	74.000	29.048	PK
2	*	2438.630	109.933	80.996	N/A	N/A	28.937	PK
3		2483.500	69.350	38.866	-4.650	74.000	30.484	PK

Engineer: Simon	
Site: AC5	Time: 2017/10/26 - 22:07
Limit: FCC_Part15.209_RE(3m)	Margin: 0
Probe: Horn_3117_00167055(1-18GHz)	Polarity: Horizontal
EUT: Wireless Access point	Power: AC 120V/60Hz
Note: Mode 5:Transmit at 2437MHz by 802.11g	

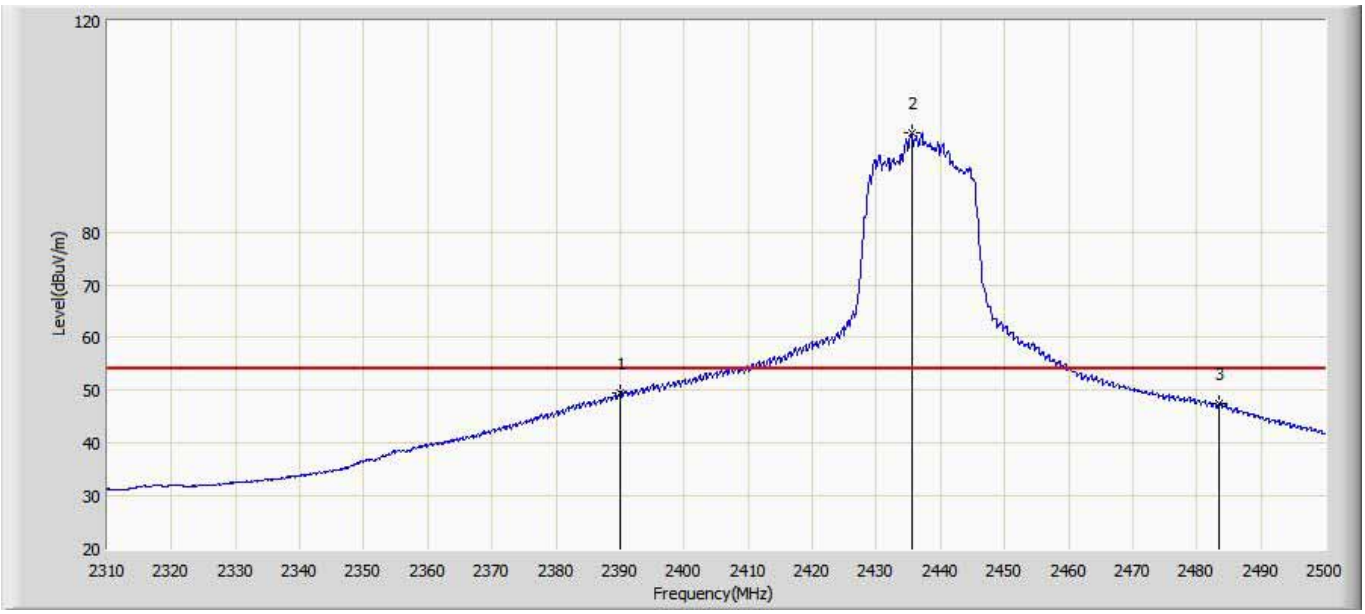

No	Mark	Frequency (MHz)	Measure Level (dBuV/m)	Reading Level (dBuV)	Over Limit (dB)	Limit (dBuV/m)	Factor (dB)	Type
1		2390.000	49.545	20.497	-4.455	54.000	29.048	AV
2	*	2435.495	98.827	69.883	N/A	N/A	28.944	AV
3		2483.500	47.431	16.947	-6.569	54.000	30.484	AV

Engineer: Simon	
Site: AC5	Time: 2017/10/26 - 22:09
Limit: FCC_Part15.209_RE(3m)	Margin: 0
Probe: Horn_3117_00167055(1-18GHz)	Polarity: Horizontal
EUT: Wireless Access point	Power: AC 120V/60Hz
Note: Mode 5:Transmit at 2437MHz by 802.11g	

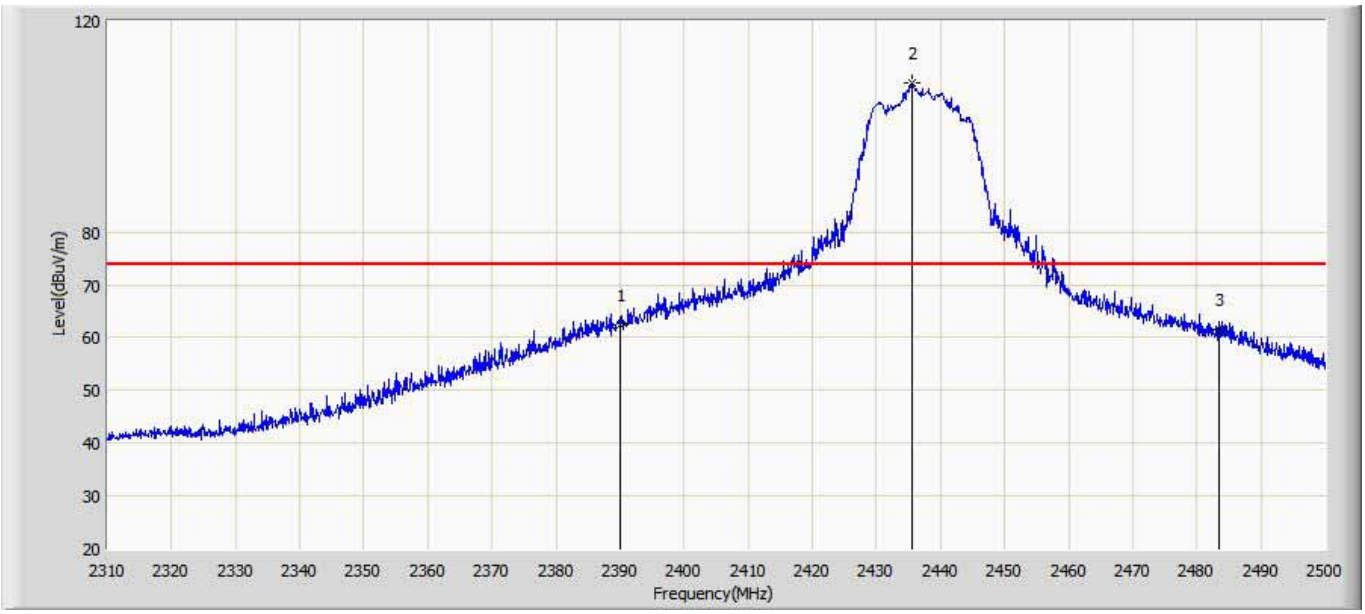

No	Mark	Frequency (MHz)	Measure Level (dBuV/m)	Reading Level (dBuV)	Over Limit (dB)	Limit (dBuV/m)	Factor (dB)	Type
1		2390.000	62.418	33.370	-11.582	74.000	29.048	PK
2	*	2435.590	108.340	79.397	N/A	N/A	28.943	PK
3		2483.500	61.566	31.082	-12.434	74.000	30.484	PK

Engineer: Simon	
Site: AC5	Time: 2017/10/26 - 22:11
Limit: FCC_Part15.209_RE(3m)	Margin: 0
Probe: Horn_3117_00167055(1-18GHz)	Polarity: Vertical
EUT: Wireless Access point	Power: AC 120V/60Hz
Note: Mode 5:Transmit at 2462MHz by 802.11g	

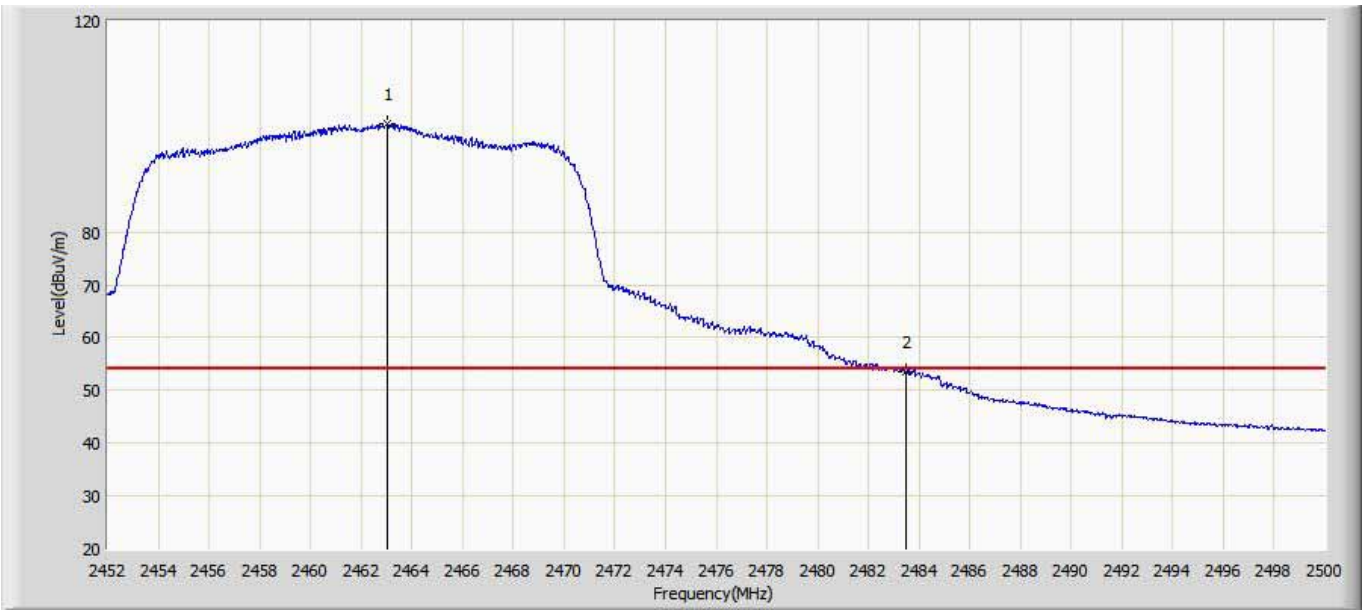

No	Mark	Frequency (MHz)	Measure Level (dBuV/m)	Reading Level (dBuV)	Over Limit (dB)	Limit (dBuV/m)	Factor (dB)	Type
1	*	2463.040	100.437	71.302	N/A	N/A	29.135	AV
2		2483.500	53.459	22.975	-0.541	54.000	30.484	AV

Engineer: Simon	
Site: AC5	Time: 2017/10/26 - 22:20
Limit: FCC_Part15.209_RE(3m)	Margin: 0
Probe: Horn_3117_00167055(1-18GHz)	Polarity: Vertical
EUT: Wireless Access point	Power: AC 120V/60Hz
Note: Mode 5:Transmit at 2462MHz by 802.11g	

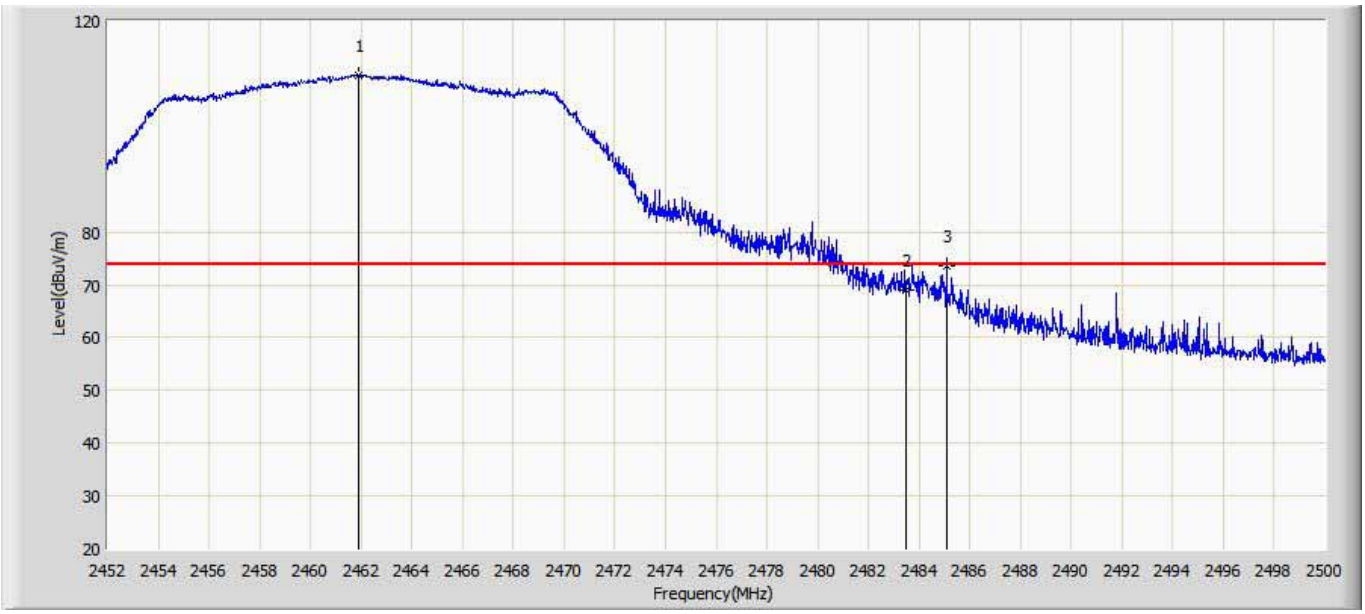

No	Mark	Frequency (MHz)	Measure Level (dBuV/m)	Reading Level (dBuV)	Over Limit (dB)	Limit (dBuV/m)	Factor (dB)	Type
1	*	2461.888	109.781	80.738	N/A	N/A	29.043	PK
2		2483.500	69.107	38.623	-4.893	74.000	30.484	PK
3		2485.072	73.710	43.240	-0.290	74.000	30.470	PK

Engineer: Simon	
Site: AC5	Time: 2017/10/26 - 22:30
Limit: FCC_Part15.209_RE(3m)	Margin: 0
Probe: Horn_3117_00167055(1-18GHz)	Polarity: Horizontal
EUT: Wireless Access point	Power: AC 120V/60Hz
Note: Mode 5:Transmit at 2462MHz by 802.11g	

No	Mark	Frequency (MHz)	Measure Level (dBuV/m)	Reading Level (dBuV)	Over Limit (dB)	Limit (dBuV/m)	Factor (dB)	Type
1	*	2461.360	92.687	63.648	N/A	N/A	29.039	AV
2		2483.500	39.878	9.394	-14.122	54.000	30.484	AV

Engineer: Simon	
Site: AC5	Time: 2017/10/26 - 22:32
Limit: FCC_Part15.209_RE(3m)	Margin: 0
Probe: Horn_3117_00167055(1-18GHz)	Polarity: Horizontal
EUT: Wireless Access point	Power: AC 120V/60Hz
Note: Mode 5:Transmit at 2462MHz by 802.11g	

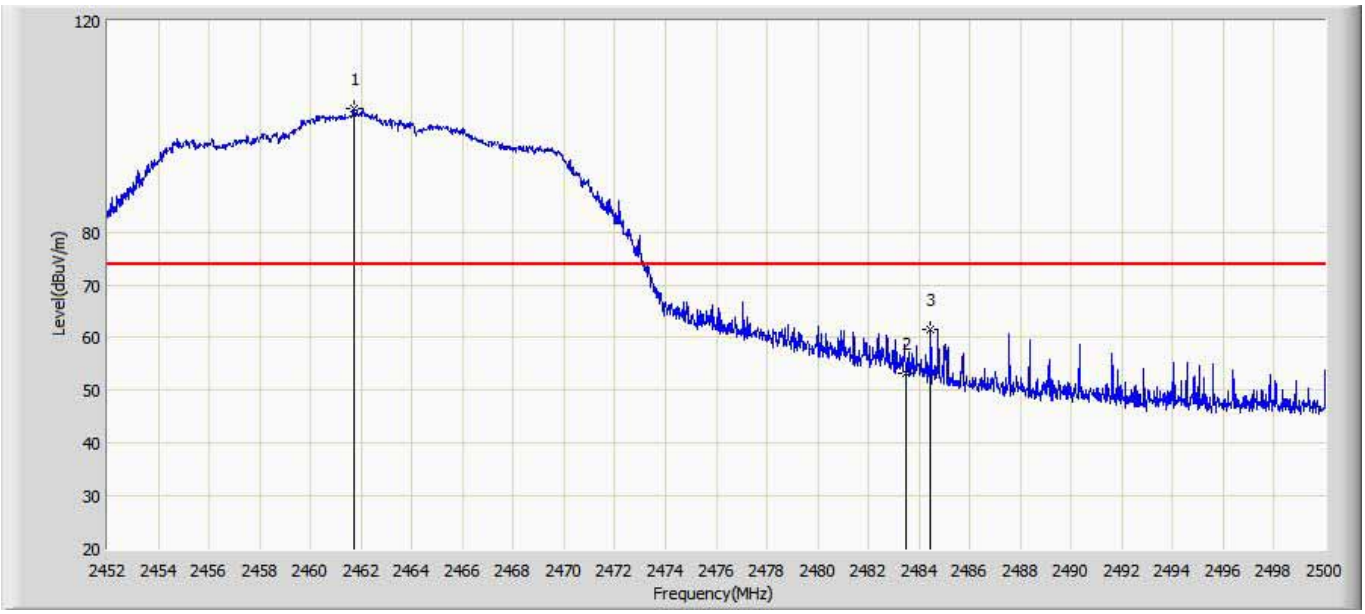

No	Mark	Frequency (MHz)	Measure Level (dBuV/m)	Reading Level (dBuV)	Over Limit (dB)	Limit (dBuV/m)	Factor (dB)	Type
1	*	2461.744	103.416	74.374	N/A	N/A	29.042	PK
2		2483.500	53.293	22.809	-20.707	74.000	30.484	PK
3		2484.448	61.605	31.129	-12.395	74.000	30.476	PK

Engineer: Simon	
Site: AC5	Time: 2017/10/26 - 22:34
Limit: FCC_Part15.209_RE(3m)	Margin: 0
Probe: Horn_3117_00167055(1-18GHz)	Polarity: Vertical
EUT: Wireless Access point	Power: AC 120V/60Hz
Note: Mode 6:Transmit at 2412MHz by 802.11n20	

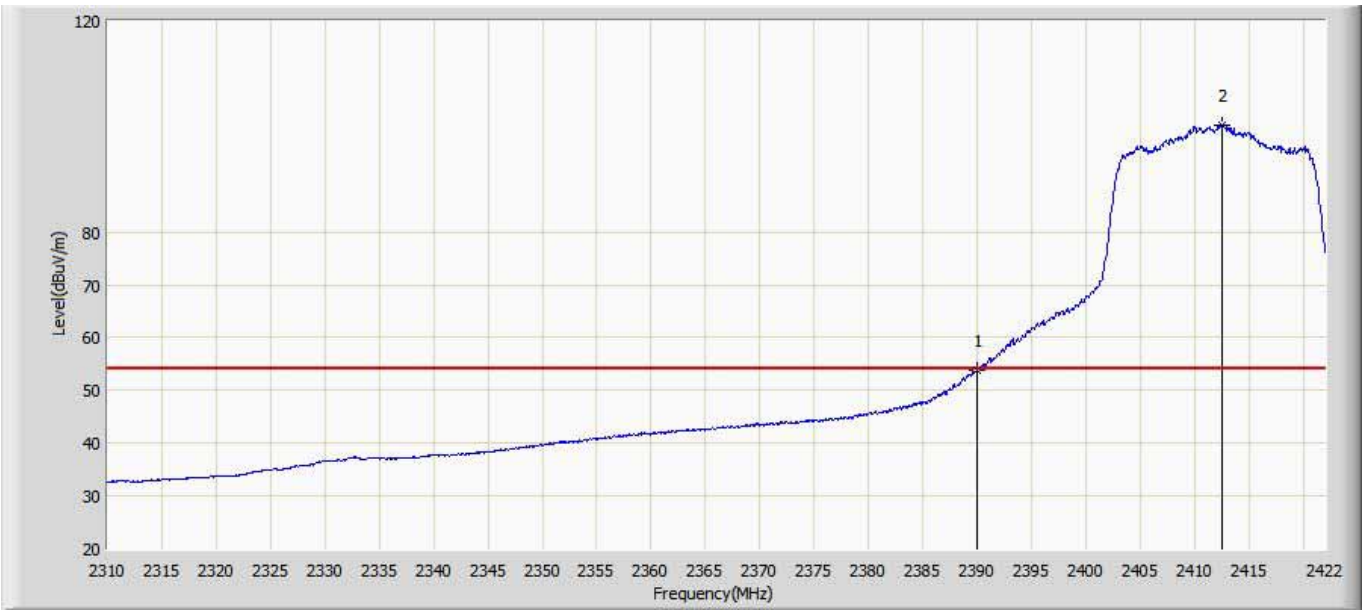

No	Mark	Frequency (MHz)	Measure Level (dBuV/m)	Reading Level (dBuV)	Over Limit (dB)	Limit (dBuV/m)	Factor (dB)	Type
1		2390.000	53.919	24.871	-0.081	54.000	29.048	AV
2	*	2412.480	100.220	71.349	N/A	N/A	28.871	AV

Engineer: Simon	
Site: AC5	Time: 2017/10/26 - 22:45
Limit: FCC_Part15.209_RE(3m)	Margin: 0
Probe: Horn_3117_00167055(1-18GHz)	Polarity: Vertical
EUT: Wireless Access point	Power: AC 120V/60Hz
Note: Mode 6:Transmit at 2412MHz by 802.11n20	

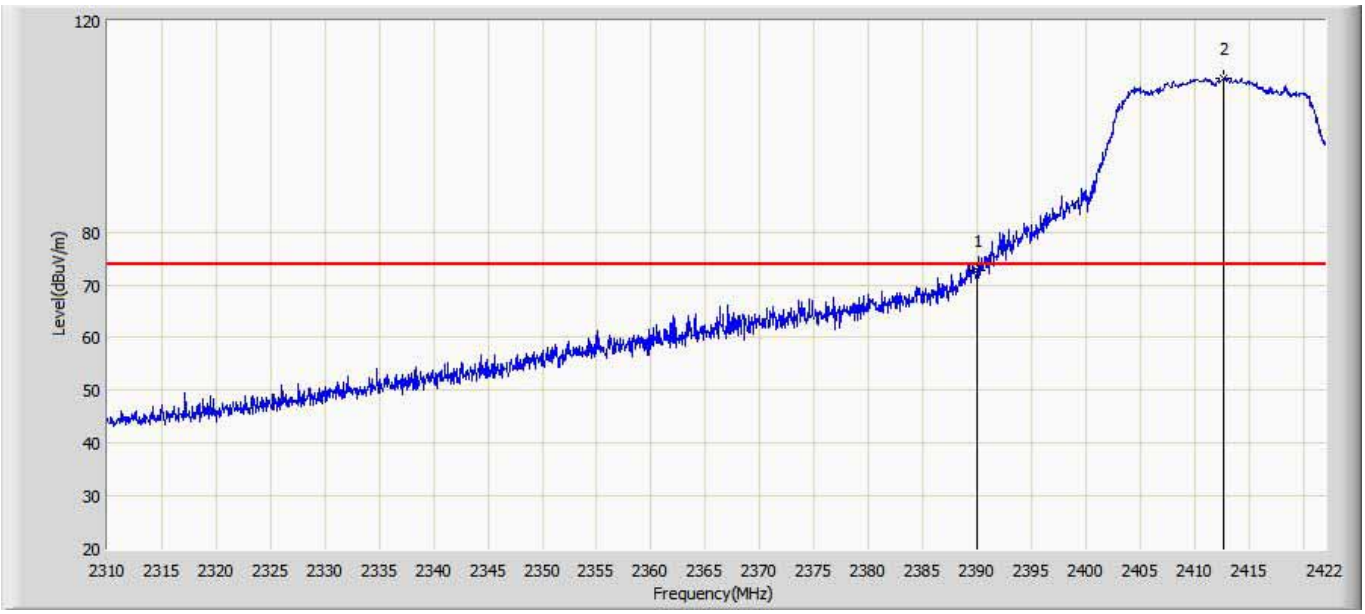

No	Mark	Frequency (MHz)	Measure Level (dBuV/m)	Reading Level (dBuV)	Over Limit (dB)	Limit (dBuV/m)	Factor (dB)	Type
1		2390.000	72.791	43.743	-1.209	74.000	29.048	PK
2	*	2412.704	109.077	80.204	N/A	N/A	28.873	PK

Engineer: Simon	
Site: AC5	Time: 2017/10/26 - 22:45
Limit: FCC_Part15.209_RE(3m)	Margin: 0
Probe: Horn_3117_00167055(1-18GHz)	Polarity: Horizontal
EUT: Wireless Access point	Power: AC 120V/60Hz
Note: Mode 6:Transmit at 2412MHz by 802.11n20	

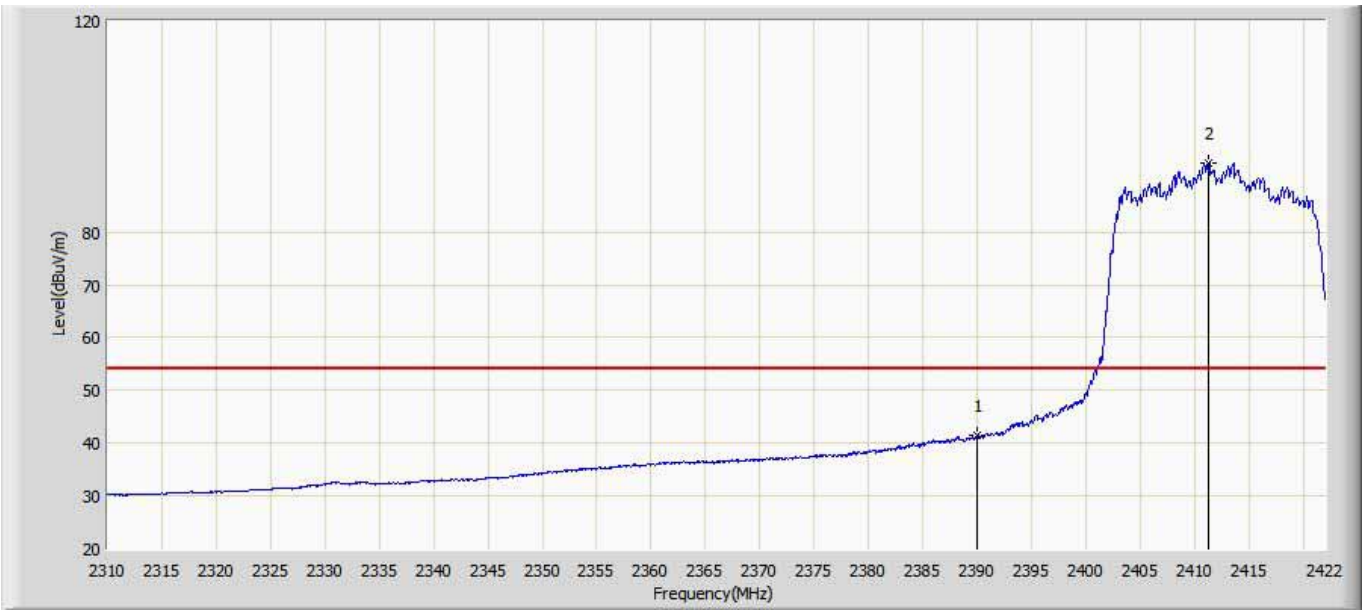

No	Mark	Frequency (MHz)	Measure Level (dBuV/m)	Reading Level (dBuV)	Over Limit (dB)	Limit (dBuV/m)	Factor (dB)	Type
1		2390.000	41.352	12.304	-12.648	54.000	29.048	AV
2	*	2411.304	93.195	64.330	N/A	N/A	28.865	AV

Engineer: Simon	
Site: AC5	Time: 2017/10/26 - 22:49
Limit: FCC_Part15.209_RE(3m)	Margin: 0
Probe: Horn_3117_00167055(1-18GHz)	Polarity: Horizontal
EUT: Wireless Access point	Power: AC 120V/60Hz
Note: Mode 6:Transmit at 2412MHz by 802.11n20	

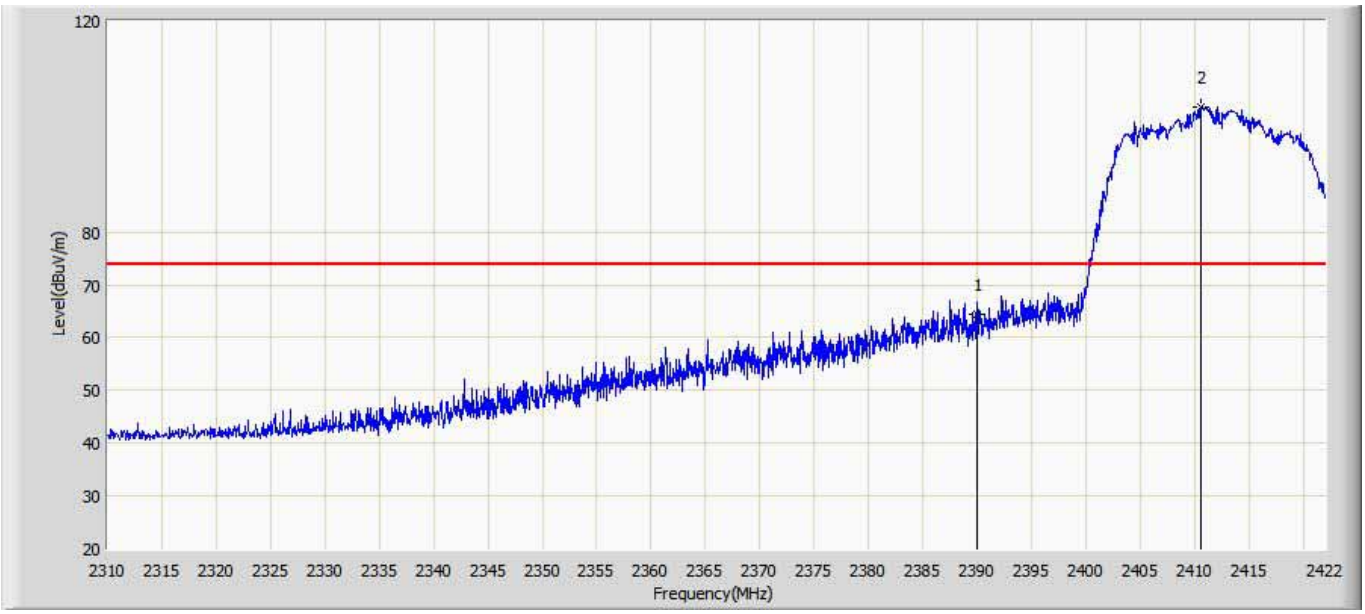

No	Mark	Frequency (MHz)	Measure Level (dBuV/m)	Reading Level (dBuV)	Over Limit (dB)	Limit (dBuV/m)	Factor (dB)	Type
1		2390.000	64.411	35.363	-9.589	74.000	29.048	PK
2	*	2410.576	103.603	74.735	N/A	N/A	28.868	PK

Engineer: Simon	
Site: AC5	Time: 2017/10/26 - 22:51
Limit: FCC_Part15.209_RE(3m)	Margin: 0
Probe: Horn_3117_00167055(1-18GHz)	Polarity: Vertical
EUT: Wireless Access point	Power: AC 120V/60Hz
Note: Mode 6:Transmit at 2437MHz by 802.11n20	

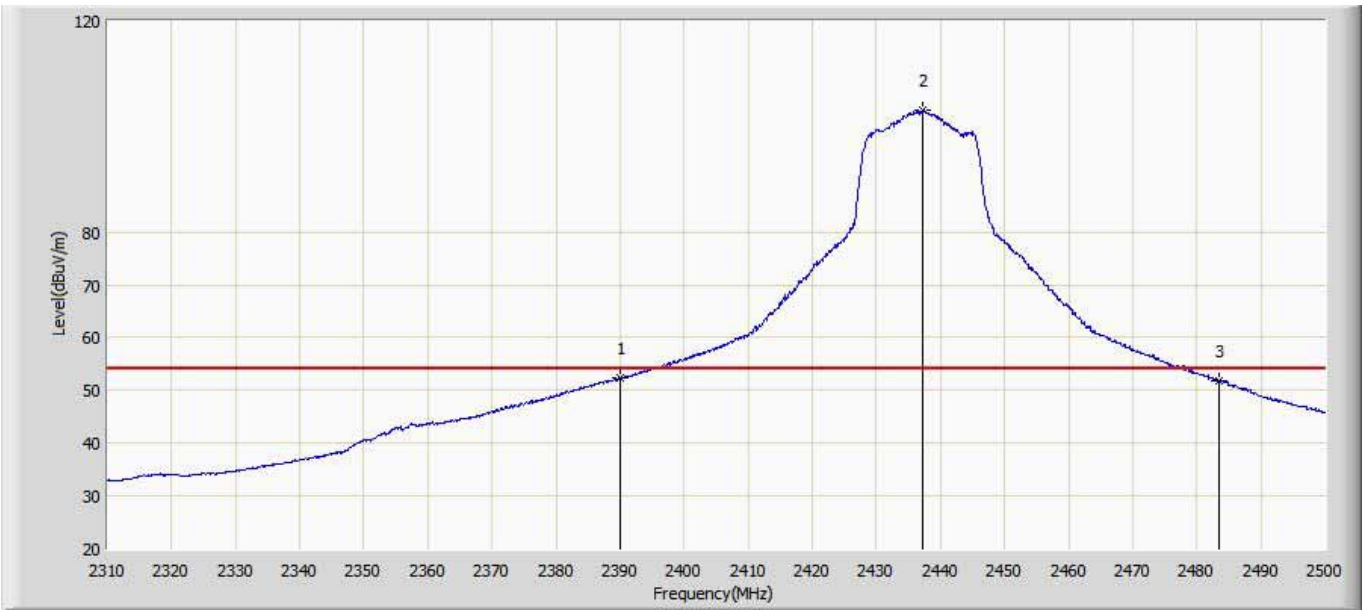

No	Mark	Frequency (MHz)	Measure Level (dBuV/m)	Reading Level (dBuV)	Over Limit (dB)	Limit (dBuV/m)	Factor (dB)	Type
1		2390.000	52.401	23.353	-1.599	54.000	29.048	AV
2	*	2437.300	103.158	74.218	N/A	N/A	28.940	AV
3		2483.500	51.724	21.240	-2.276	54.000	30.484	AV

Engineer: Simon	
Site: AC5	Time: 2017/10/26 - 22:55
Limit: FCC_Part15.209_RE(3m)	Margin: 0
Probe: Horn_3117_00167055(1-18GHz)	Polarity: Vertical
EUT: Wireless Access point	Power: AC 120V/60Hz
Note: Mode 6:Transmit at 2437MHz by 802.11n20	

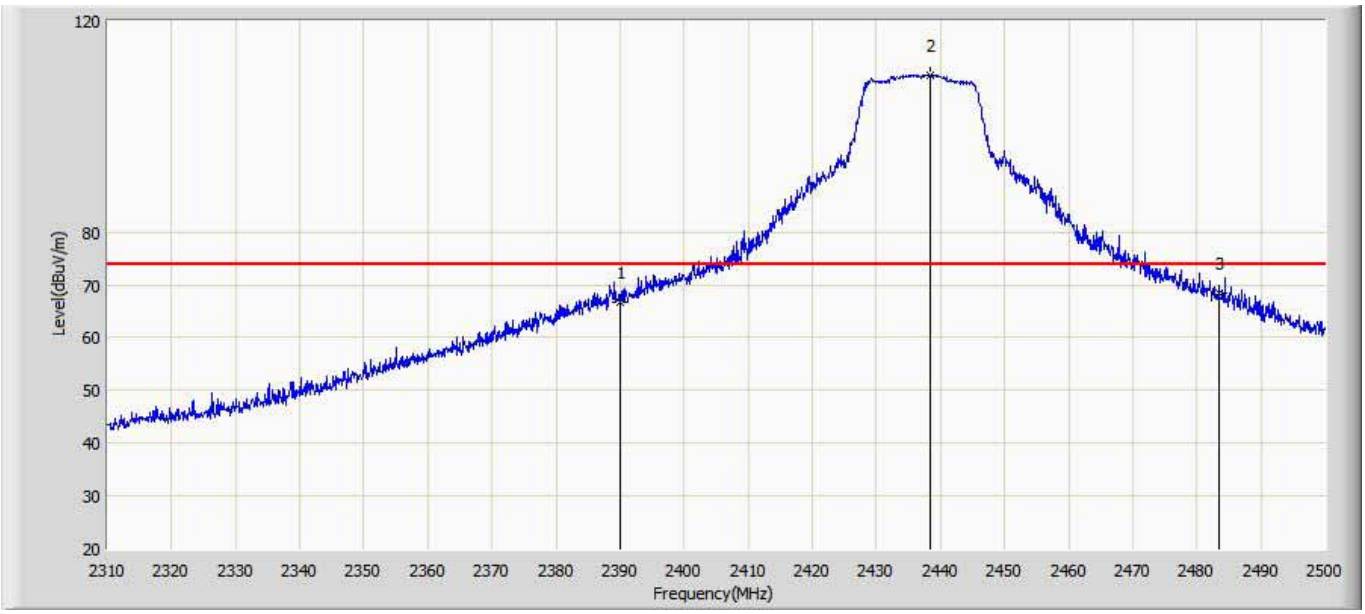

No	Mark	Frequency (MHz)	Measure Level (dBuV/m)	Reading Level (dBuV)	Over Limit (dB)	Limit (dBuV/m)	Factor (dB)	Type
1		2390.000	66.768	37.720	-7.232	74.000	29.048	PK
2	*	2438.440	109.610	80.673	N/A	N/A	28.937	PK
3		2483.500	68.356	37.872	-5.644	74.000	30.484	PK

Engineer: Simon	
Site: AC5	Time: 2017/10/26 - 22:56
Limit: FCC_Part15.209_RE(3m)	Margin: 0
Probe: Horn_3117_00167055(1-18GHz)	Polarity: Horizontal
EUT: Wireless Access point	Power: AC 120V/60Hz
Note: Mode 6:Transmit at 2437MHz by 802.11n20	

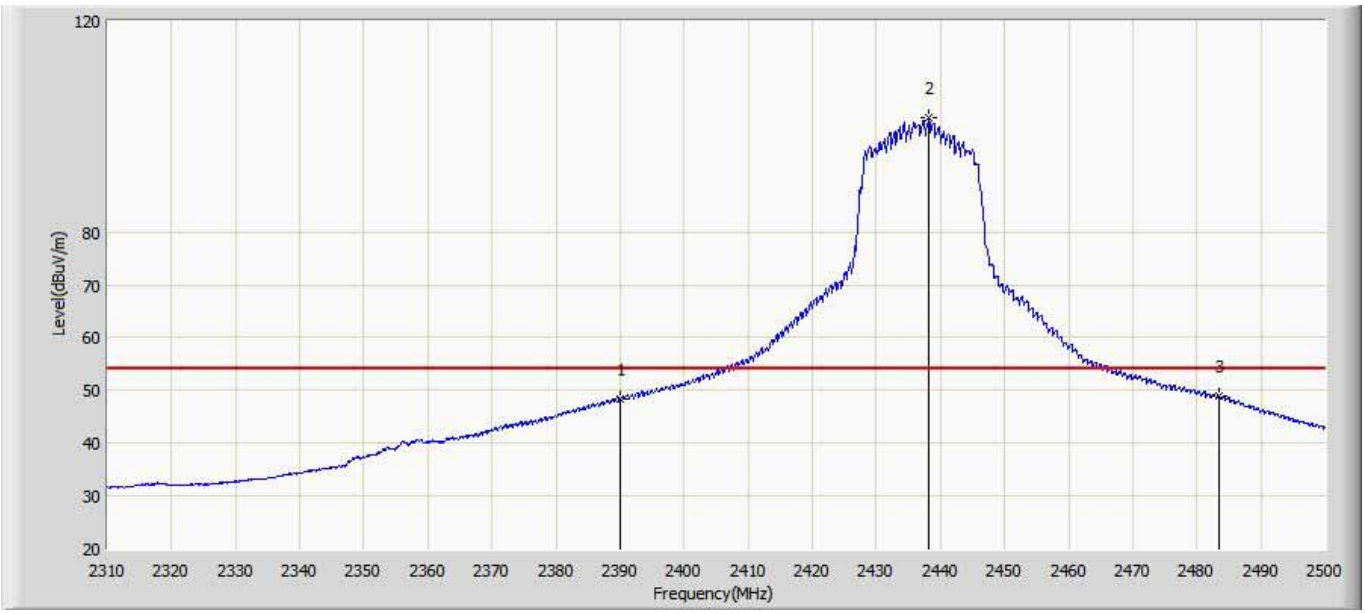

No	Mark	Frequency (MHz)	Measure Level (dBuV/m)	Reading Level (dBuV)	Over Limit (dB)	Limit (dBuV/m)	Factor (dB)	Type
1		2390.000	48.284	19.236	-5.716	54.000	29.048	AV
2	*	2438.250	101.526	72.588	N/A	N/A	28.938	AV
3		2483.500	48.986	18.502	-5.014	54.000	30.484	AV

Engineer: Simon	
Site: AC5	Time: 2017/10/26 - 22:58
Limit: FCC_Part15.209_RE(3m)	Margin: 0
Probe: Horn_3117_00167055(1-18GHz)	Polarity: Horizontal
EUT: Wireless Access point	Power: AC 120V/60Hz
Note: Mode 6:Transmit at 2437MHz by 802.11n20	

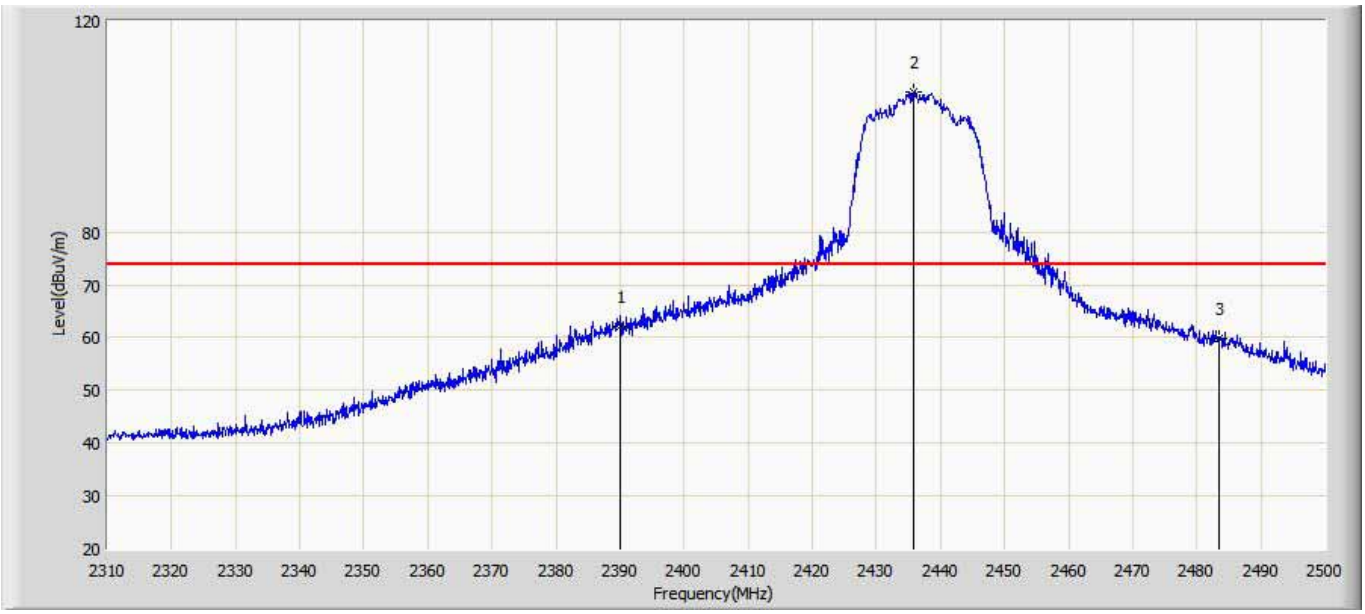

No	Mark	Frequency (MHz)	Measure Level (dBuV/m)	Reading Level (dBuV)	Over Limit (dB)	Limit (dBuV/m)	Factor (dB)	Type
1		2390.000	62.141	33.093	-11.859	74.000	29.048	PK
2	*	2435.780	106.517	77.574	N/A	N/A	28.943	PK
3		2483.500	59.736	29.251	-14.264	74.000	30.484	PK

Engineer: Simon	
Site: AC5	Time: 2017/10/26 - 23:00
Limit: FCC_Part15.209_RE(3m)	Margin: 0
Probe: Horn_3117_00167055(1-18GHz)	Polarity: Vertical
EUT: Wireless Access point	Power: AC 120V/60Hz
Note: Mode 6:Transmit at 2462MHz by 802.11n20	

No	Mark	Frequency (MHz)	Measure Level (dBuV/m)	Reading Level (dBuV)	Over Limit (dB)	Limit (dBuV/m)	Factor (dB)	Type
1	*	2462.608	99.669	70.572	N/A	N/A	29.097	AV
2		2483.500	52.989	22.504	-1.011	54.000	30.484	AV

Engineer: Simon	
Site: AC5	Time: 2017/10/26 - 23:09
Limit: FCC_Part15.209_RE(3m)	Margin: 0
Probe: Horn_3117_00167055(1-18GHz)	Polarity: Vertical
EUT: Wireless Access point	Power: AC 120V/60Hz
Note: Mode 6:Transmit at 2462MHz by 802.11n20	

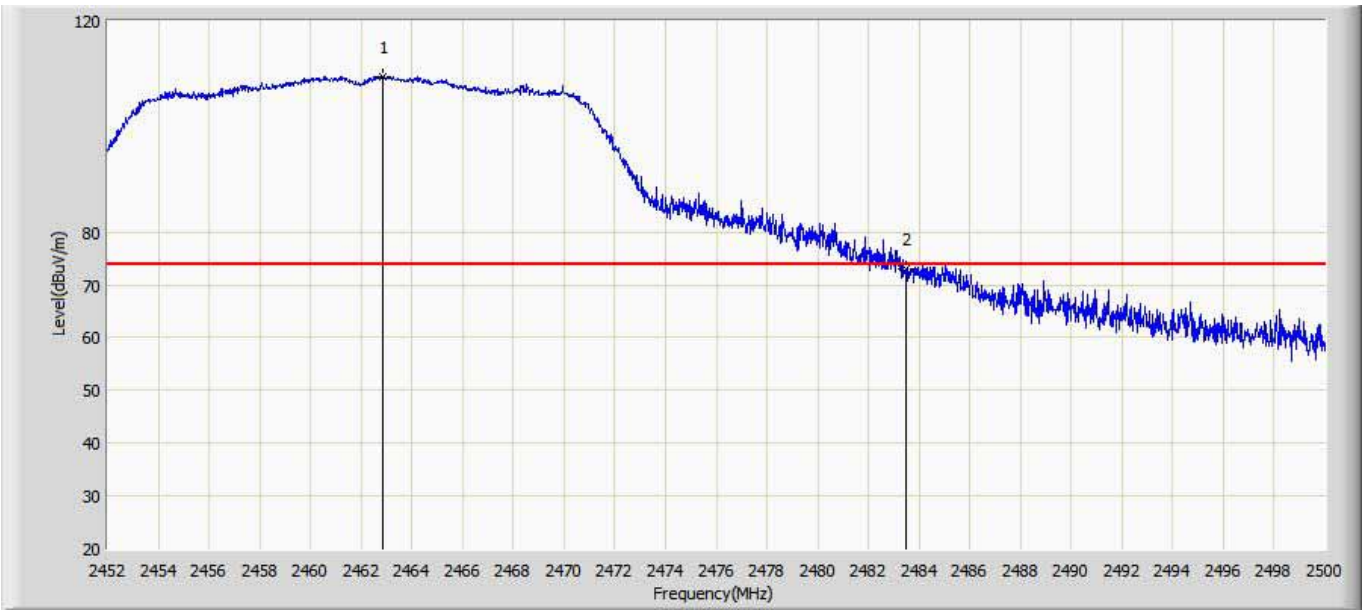

No	Mark	Frequency (MHz)	Measure Level (dBuV/m)	Reading Level (dBuV)	Over Limit (dB)	Limit (dBuV/m)	Factor (dB)	Type
1	*	2462.872	109.300	80.180	N/A	N/A	29.120	PK
2		2483.500	72.897	42.413	-1.103	74.000	30.484	PK

Engineer: Simon	
Site: AC5	Time: 2017/10/26 - 23:10
Limit: FCC_Part15.209_RE(3m)	Margin: 0
Probe: Horn_3117_00167055(1-18GHz)	Polarity: Horizontal
EUT: Wireless Access point	Power: AC 120V/60Hz
Note: Mode 6:Transmit at 2462MHz by 802.11n20	

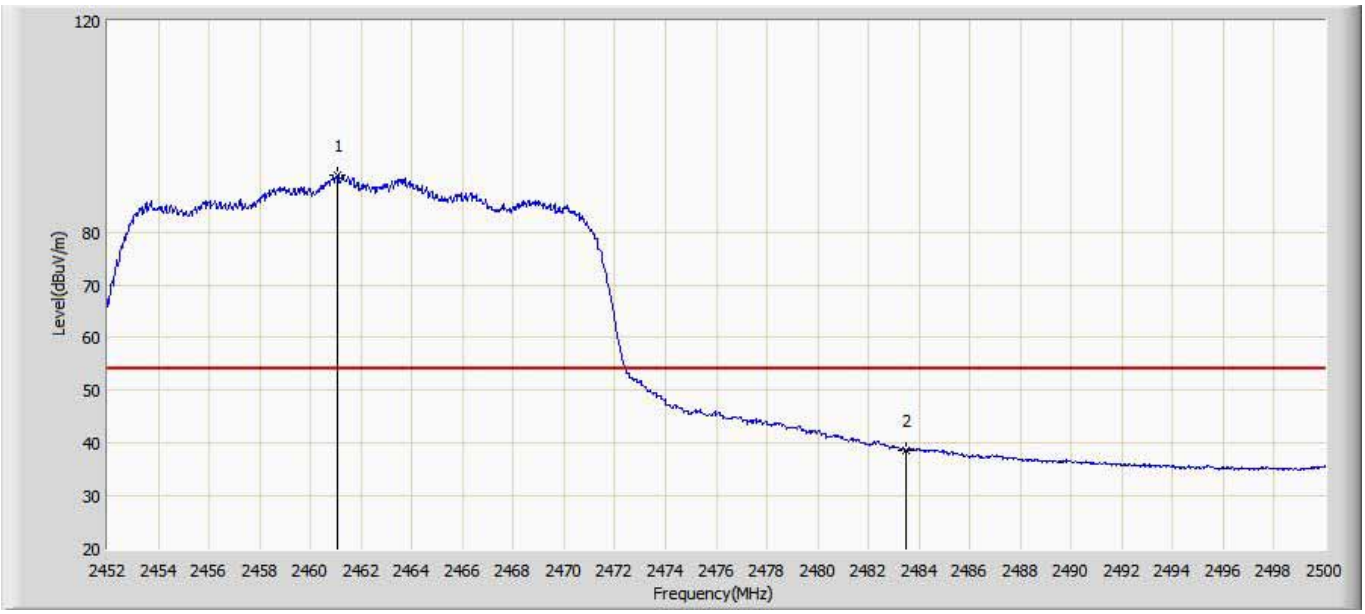

No	Mark	Frequency (MHz)	Measure Level (dBuV/m)	Reading Level (dBuV)	Over Limit (dB)	Limit (dBuV/m)	Factor (dB)	Type
1	*	2461.072	90.664	61.627	N/A	N/A	29.037	AV
2		2483.500	38.697	8.212	-15.303	54.000	30.484	AV

Engineer: Simon	
Site: AC5	Time: 2017/10/26 - 23:12
Limit: FCC_Part15.209_RE(3m)	Margin: 0
Probe: Horn_3117_00167055(1-18GHz)	Polarity: Horizontal
EUT: Wireless Access point	Power: AC 120V/60Hz
Note: Mode 6:Transmit at 2462MHz by 802.11n20	

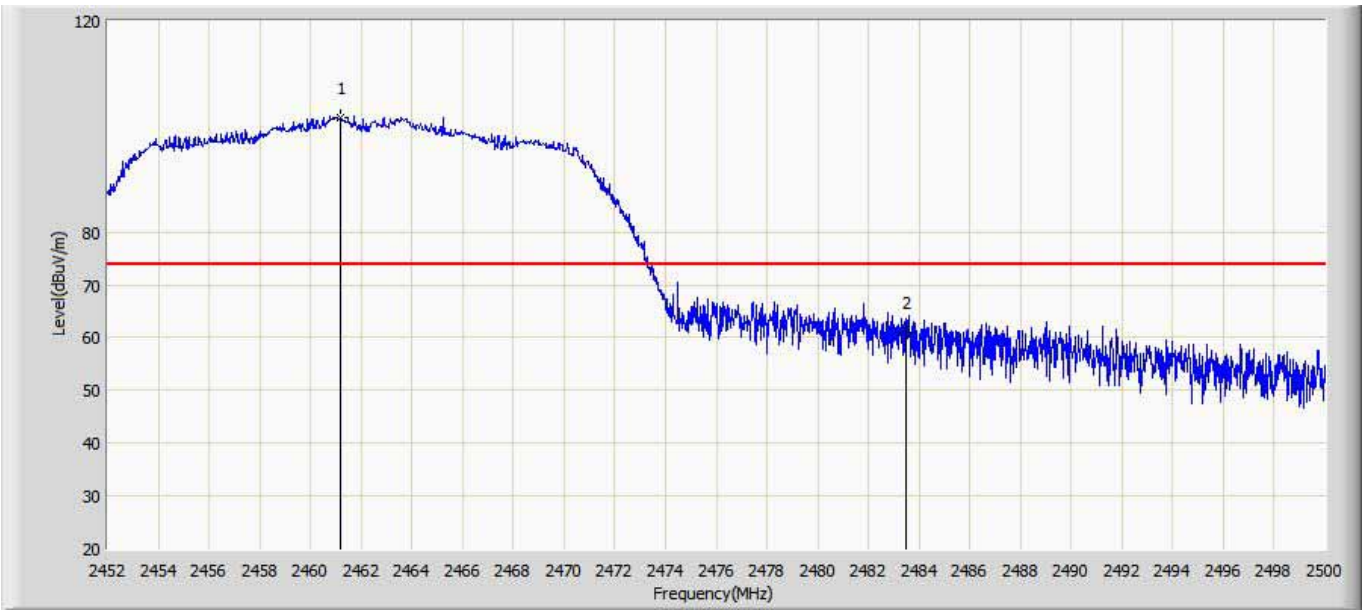

No	Mark	Frequency (MHz)	Measure Level (dBuV/m)	Reading Level (dBuV)	Over Limit (dB)	Limit (dBuV/m)	Factor (dB)	Type
1	*	2461.192	101.636	72.598	N/A	N/A	29.038	PK
2		2483.500	60.925	30.441	-13.075	74.000	30.484	PK

Beam-forming:

Engineer: Simon	
Site: AC5	Time: 2017/11/21 - 10:12
Limit: FCC_Part15.209_RE(3m)	Margin: 0
Probe: Horn_3117_00167055(1-18GHz)	Polarity: Vertical
EUT: Wireless Access point	Power: AC 120V/60Hz
Note: Mode 7:Transmit at 2412MHz by 802.11n20	

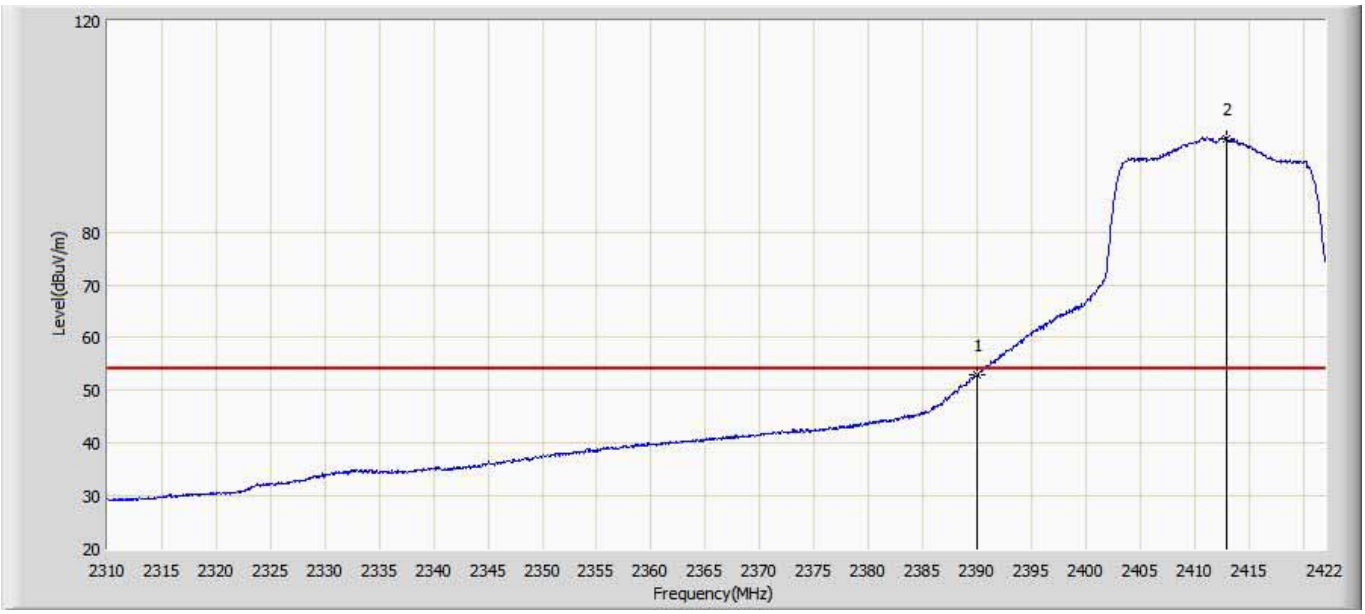

No	Mark	Frequency (MHz)	Measure Level (dBuV/m)	Reading Level (dBuV)	Over Limit (dB)	Limit (dBuV/m)	Factor (dB)	Type
1		2390.000	52.829	23.781	-1.171	54.000	29.048	AV
2	*	2412.984	97.792	68.918	N/A	N/A	28.874	AV

Engineer: Simon	
Site: AC5	Time: 2017/11/21 - 10:17
Limit: FCC_Part15.209_RE(3m)	Margin: 0
Probe: Horn_3117_00167055(1-18GHz)	Polarity: Vertical
EUT: Wireless Access point	Power: AC 120V/60Hz
Note: Mode 7:Transmit at 2412MHz by 802.11n20	

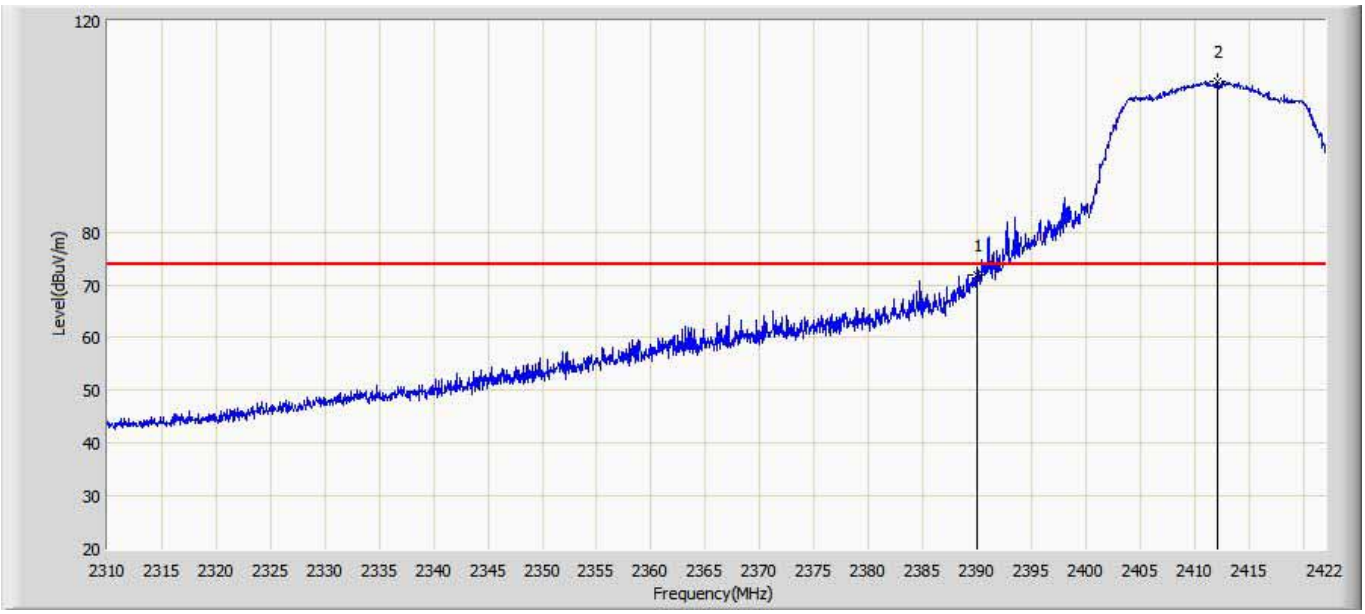

No	Mark	Frequency (MHz)	Measure Level (dBuV/m)	Reading Level (dBuV)	Over Limit (dB)	Limit (dBuV/m)	Factor (dB)	Type
1		2390.000	71.919	42.871	-2.081	74.000	29.048	PK
2	*	2412.088	108.459	79.590	N/A	N/A	28.869	PK

Engineer: Simon	
Site: AC5	Time: 2017/11/21 - 10:17
Limit: FCC_Part15.209_RE(3m)	Margin: 0
Probe: Horn_3117_00167055(1-18GHz)	Polarity: Horizontal
EUT: Wireless Access point	Power: AC 120V/60Hz
Note: Mode 7:Transmit at 2412MHz by 802.11n20	

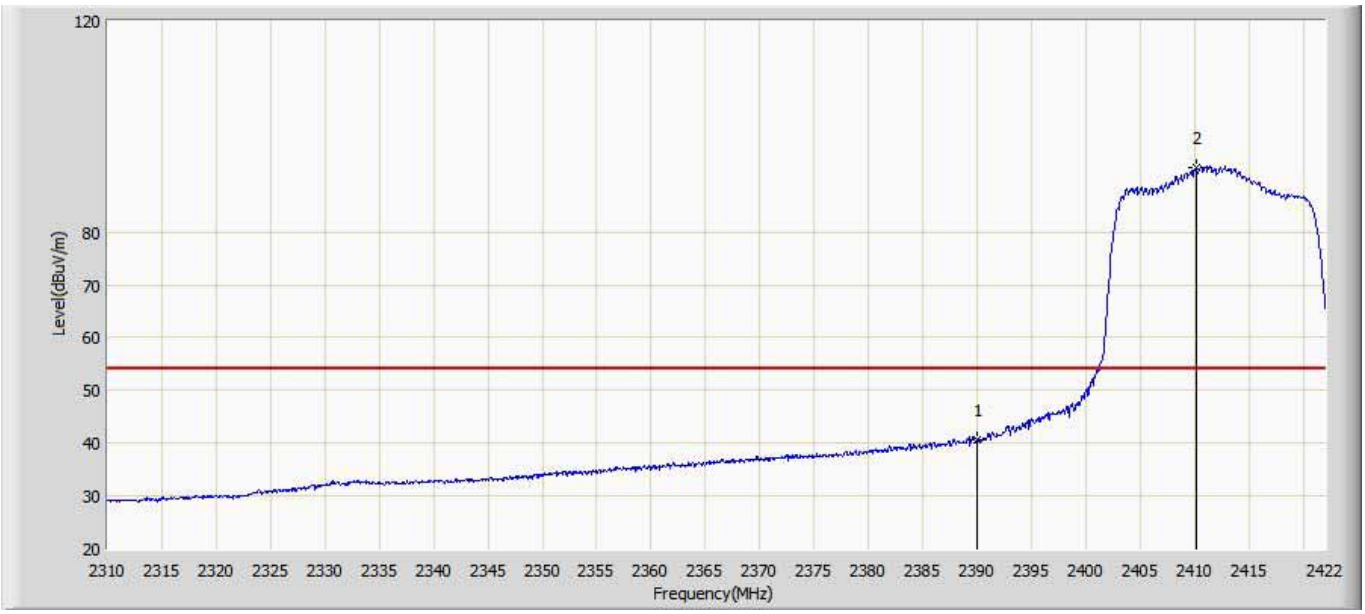

No	Mark	Frequency (MHz)	Measure Level (dBuV/m)	Reading Level (dBuV)	Over Limit (dB)	Limit (dBuV/m)	Factor (dB)	Type
1		2390.000	40.730	11.682	-13.270	54.000	29.048	AV
2	*	2410.184	92.267	63.395	N/A	N/A	28.872	AV

Engineer: Simon	
Site: AC5	Time: 2017/11/21 - 10:39
Limit: FCC_Part15.209_RE(3m)	Margin: 0
Probe: Horn_3117_00167055(1-18GHz)	Polarity: Horizontal
EUT: Wireless Access point	Power: AC 120V/60Hz
Note: Mode 7:Transmit at 2412MHz by 802.11n20	

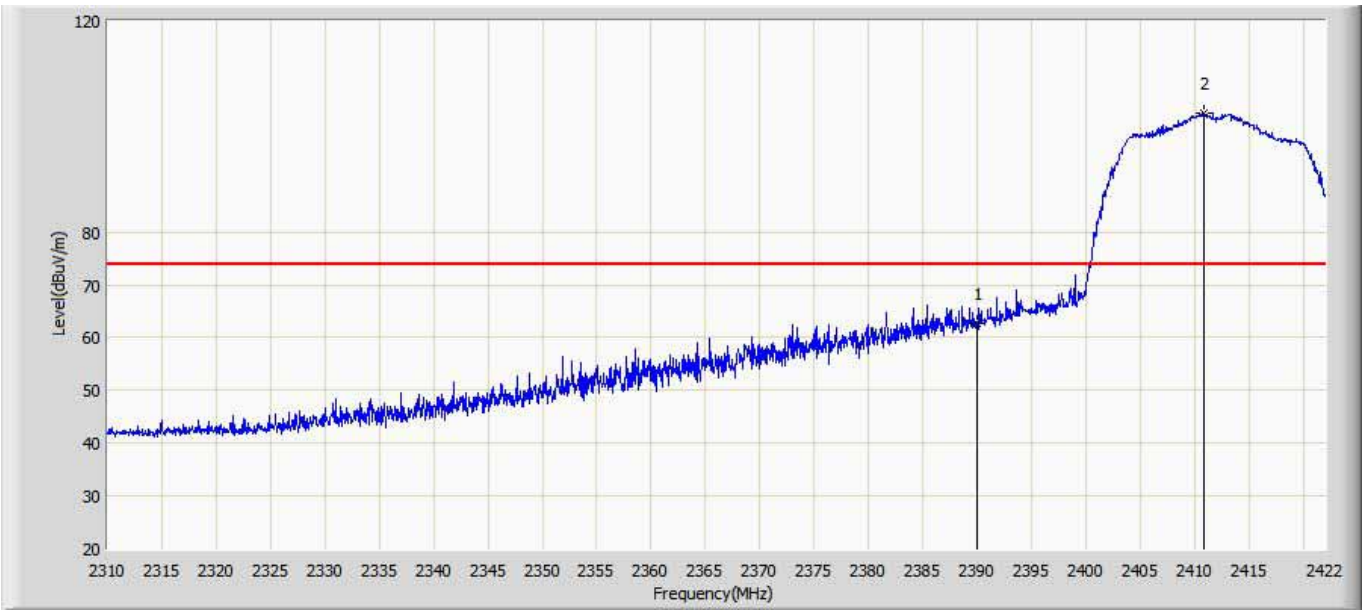

No	Mark	Frequency (MHz)	Measure Level (dBuV/m)	Reading Level (dBuV)	Over Limit (dB)	Limit (dBuV/m)	Factor (dB)	Type
1		2390.000	62.589	33.541	-11.411	74.000	29.048	PK
2	*	2410.912	102.459	73.595	N/A	N/A	28.864	PK

Engineer: Simon	
Site: AC5	Time: 2017/11/21 - 10:59
Limit: FCC_Part15.209_RE(3m)	Margin: 0
Probe: Horn_3117_00167055(1-18GHz)	Polarity: Vertical
EUT: Wireless Access point	Power: AC 120V/60Hz
Note: Mode 7:Transmit at 2437MHz by 802.11n20	

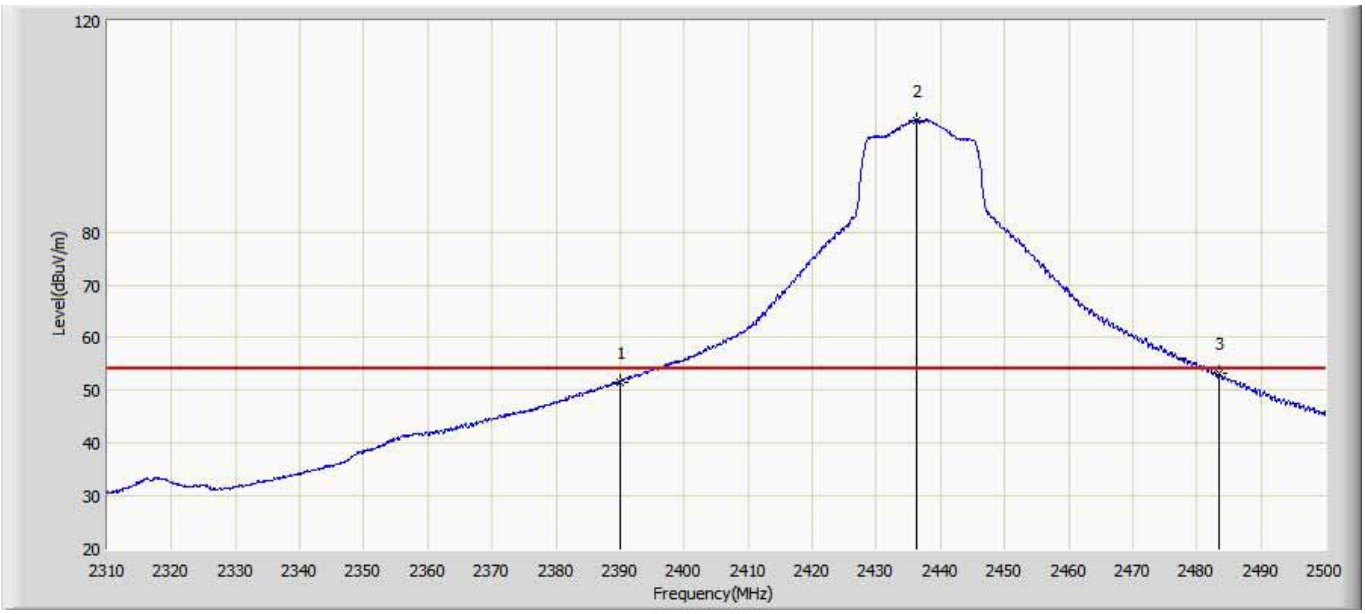

No	Mark	Frequency (MHz)	Measure Level (dBuV/m)	Reading Level (dBuV)	Over Limit (dB)	Limit (dBuV/m)	Factor (dB)	Type
1		2390.000	51.649	22.601	-2.351	54.000	29.048	AV
2	*	2436.255	101.157	72.215	N/A	N/A	28.942	AV
3		2483.500	53.312	22.828	-0.688	54.000	30.484	AV

Engineer: Simon	
Site: AC5	Time: 2017/11/21 - 11:05
Limit: FCC_Part15.209_RE(3m)	Margin: 0
Probe: Horn_3117_00167055(1-18GHz)	Polarity: Vertical
EUT: Wireless Access point	Power: AC 120V/60Hz
Note: Mode 7:Transmit at 2437MHz by 802.11n20	

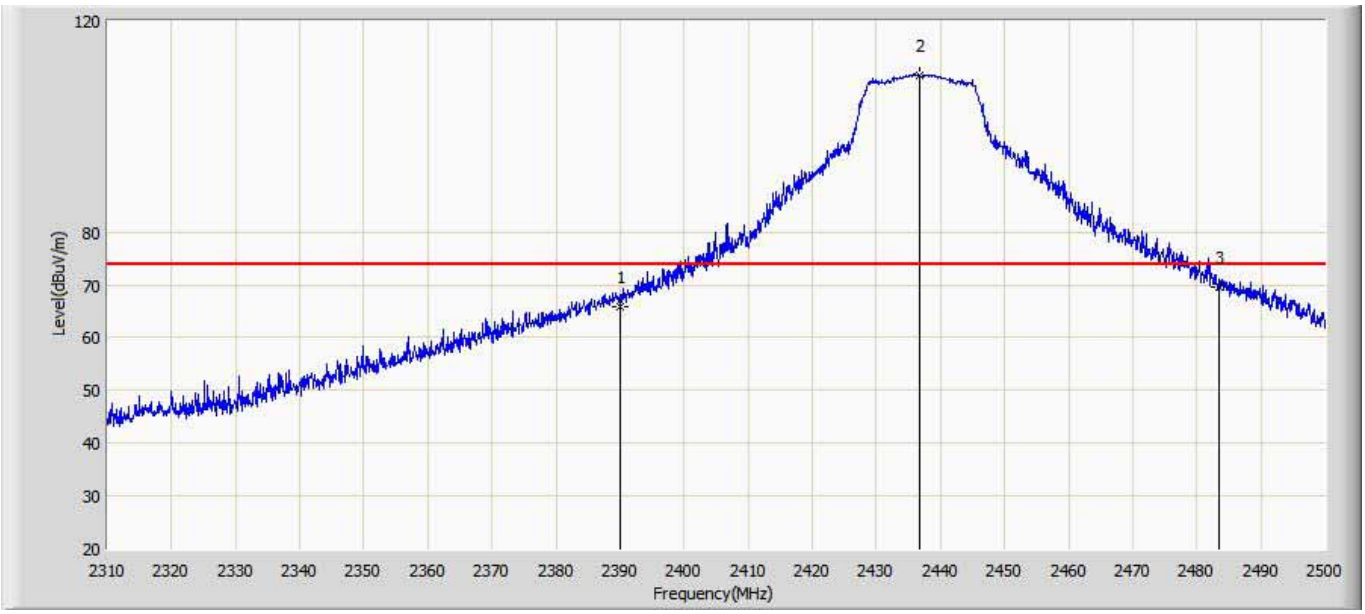

No	Mark	Frequency (MHz)	Measure Level (dBuV/m)	Reading Level (dBuV)	Over Limit (dB)	Limit (dBuV/m)	Factor (dB)	Type
1		2390.000	65.979	36.931	-8.021	74.000	29.048	PK
2	*	2436.825	109.649	80.708	N/A	N/A	28.941	PK
3		2483.500	69.533	39.049	-4.467	74.000	30.484	PK

Engineer: Simon	
Site: AC5	Time: 2017/11/21 - 11:05
Limit: FCC_Part15.209_RE(3m)	Margin: 0
Probe: Horn_3117_00167055(1-18GHz)	Polarity: Horizontal
EUT: Wireless Access point	Power: AC 120V/60Hz
Note: Mode 7:Transmit at 2437MHz by 802.11n20	

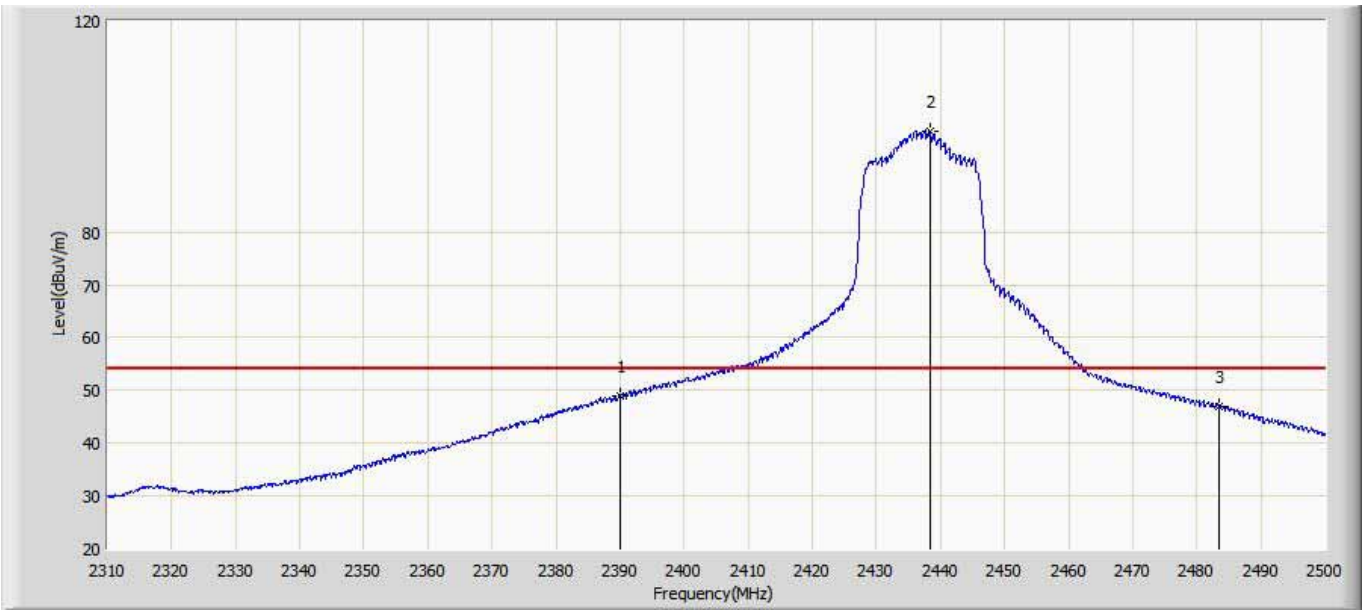

No	Mark	Frequency (MHz)	Measure Level (dBuV/m)	Reading Level (dBuV)	Over Limit (dB)	Limit (dBuV/m)	Factor (dB)	Type
1		2390.000	49.066	20.018	-4.934	54.000	29.048	AV
2	*	2438.345	99.069	70.132	N/A	N/A	28.937	AV
3		2483.500	46.843	16.359	-7.157	54.000	30.484	AV

Engineer: Simon	
Site: AC5	Time: 2017/11/21 - 11:07
Limit: FCC_Part15.209_RE(3m)	Margin: 0
Probe: Horn_3117_00167055(1-18GHz)	Polarity: Horizontal
EUT: Wireless Access point	Power: AC 120V/60Hz
Note: Mode 7:Transmit at 2437MHz by 802.11n20	

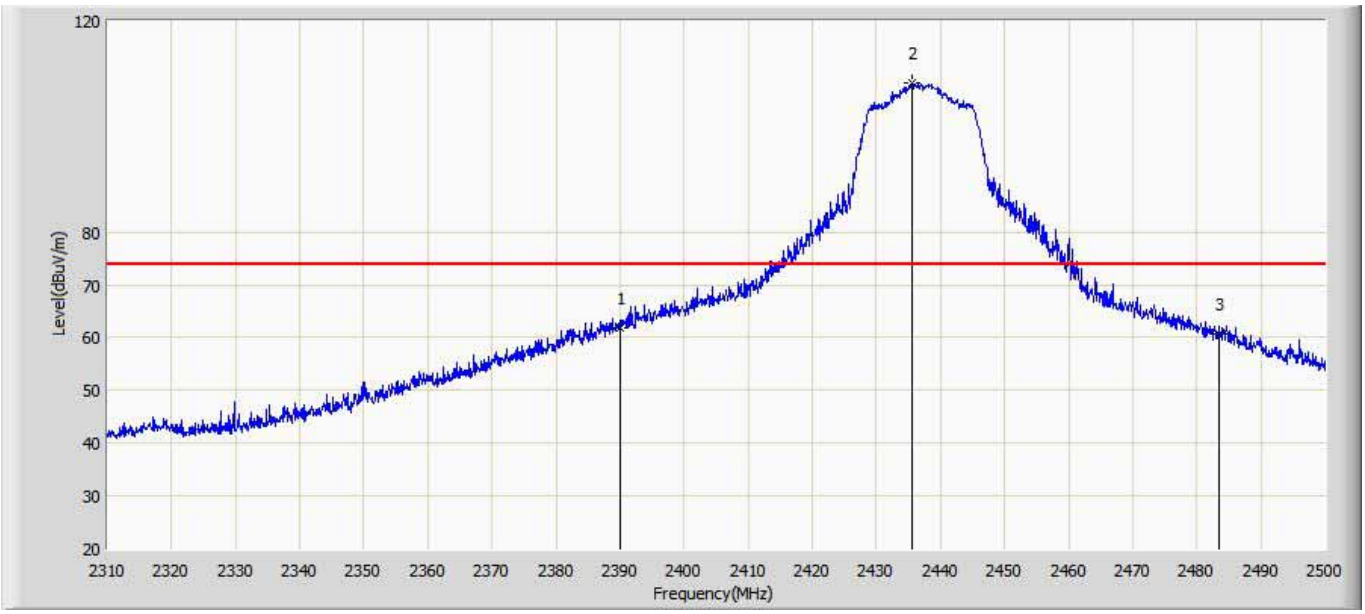

No	Mark	Frequency (MHz)	Measure Level (dBuV/m)	Reading Level (dBuV)	Over Limit (dB)	Limit (dBuV/m)	Factor (dB)	Type
1		2390.000	61.723	32.675	-12.277	74.000	29.048	PK
2	*	2435.590	108.265	79.322	N/A	N/A	28.943	PK
3		2483.500	60.785	30.301	-13.215	74.000	30.484	PK

Engineer: Simon	
Site: AC5	Time: 2017/11/21 - 11:19
Limit: FCC_Part15.209_RE(3m)	Margin: 0
Probe: Horn_3117_00167055(1-18GHz)	Polarity: Vertical
EUT: Wireless Access point	Power: AC 120V/60Hz
Note: Mode 7:Transmit at 2462MHz by 802.11n20	

No	Mark	Frequency (MHz)	Measure Level (dBuV/m)	Reading Level (dBuV)	Over Limit (dB)	Limit (dBuV/m)	Factor (dB)	Type
1	*	2461.024	98.447	69.410	N/A	N/A	29.037	AV
2		2483.500	52.825	22.341	-1.175	54.000	30.484	AV

Engineer: Simon	
Site: AC5	Time: 2017/11/21 - 11:22
Limit: FCC_Part15.209_RE(3m)	Margin: 0
Probe: Horn_3117_00167055(1-18GHz)	Polarity: Vertical
EUT: Wireless Access point	Power: AC 120V/60Hz
Note: Mode 7:Transmit at 2462MHz by 802.11n20	

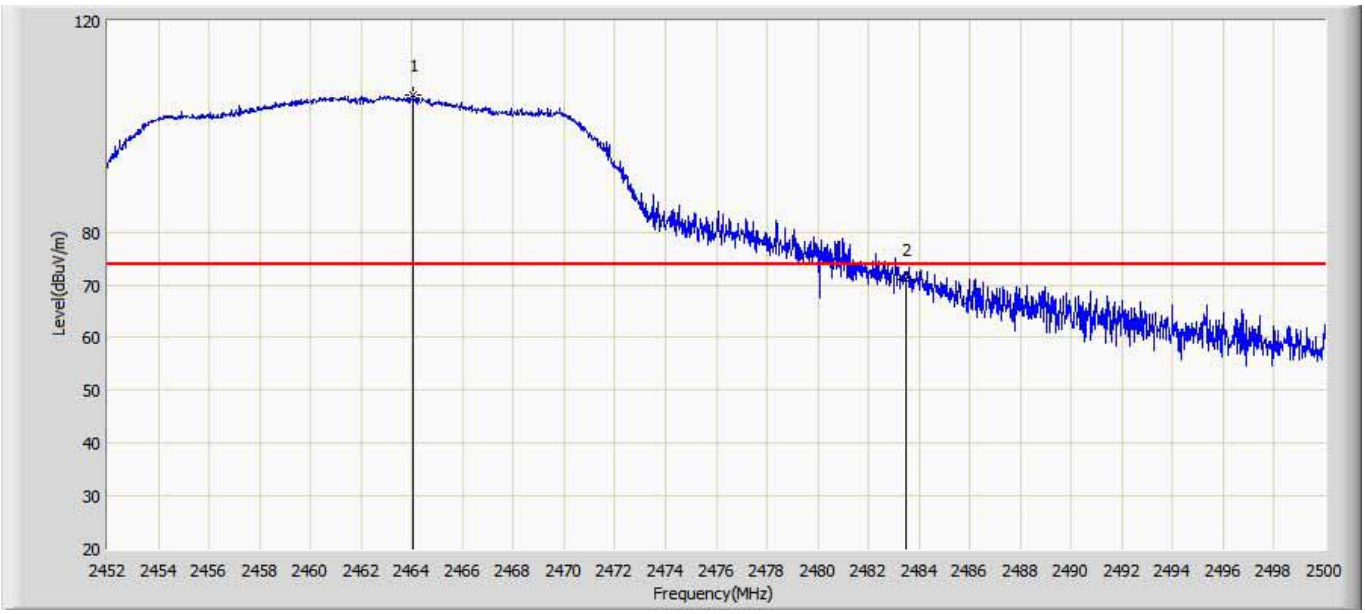

No	Mark	Frequency (MHz)	Measure Level (dBuV/m)	Reading Level (dBuV)	Over Limit (dB)	Limit (dBuV/m)	Factor (dB)	Type
1	*	2464.072	106.002	76.777	N/A	N/A	29.225	PK
2		2483.500	70.905	40.421	-3.095	74.000	30.484	PK

Engineer: Simon	
Site: AC5	Time: 2017/11/21 - 11:23
Limit: FCC_Part15.209_RE(3m)	Margin: 0
Probe: Horn_3117_00167055(1-18GHz)	Polarity: Horizontal
EUT: Wireless Access point	Power: AC 120V/60Hz
Note: Mode 7:Transmit at 2462MHz by 802.11n20	

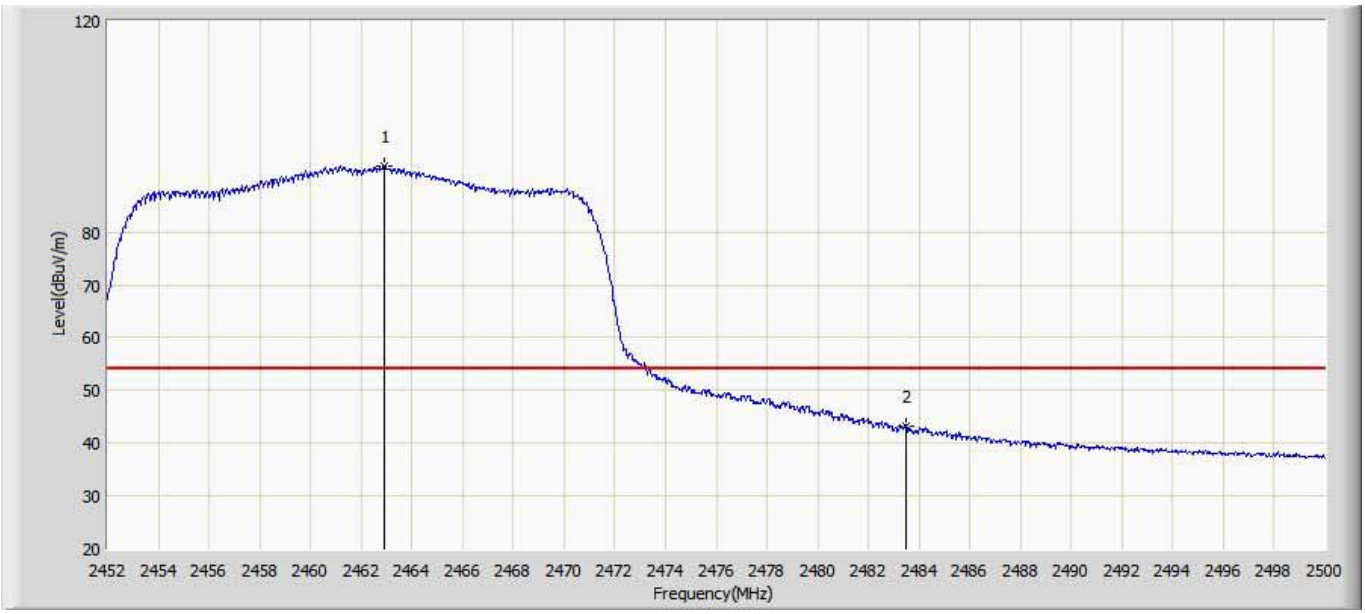

No	Mark	Frequency (MHz)	Measure Level (dBuV/m)	Reading Level (dBuV)	Over Limit (dB)	Limit (dBuV/m)	Factor (dB)	Type
1	*	2462.920	92.529	63.405	N/A	N/A	29.124	AV
2		2483.500	43.331	12.846	-10.669	54.000	30.484	AV

Engineer: Simon	
Site: AC5	Time: 2017/11/21 - 11:25
Limit: FCC_Part15.209_RE(3m)	Margin: 0
Probe: Horn_3117_00167055(1-18GHz)	Polarity: Horizontal
EUT: Wireless Access point	Power: AC 120V/60Hz
Note: Mode 7:Transmit at 2462MHz by 802.11n20	

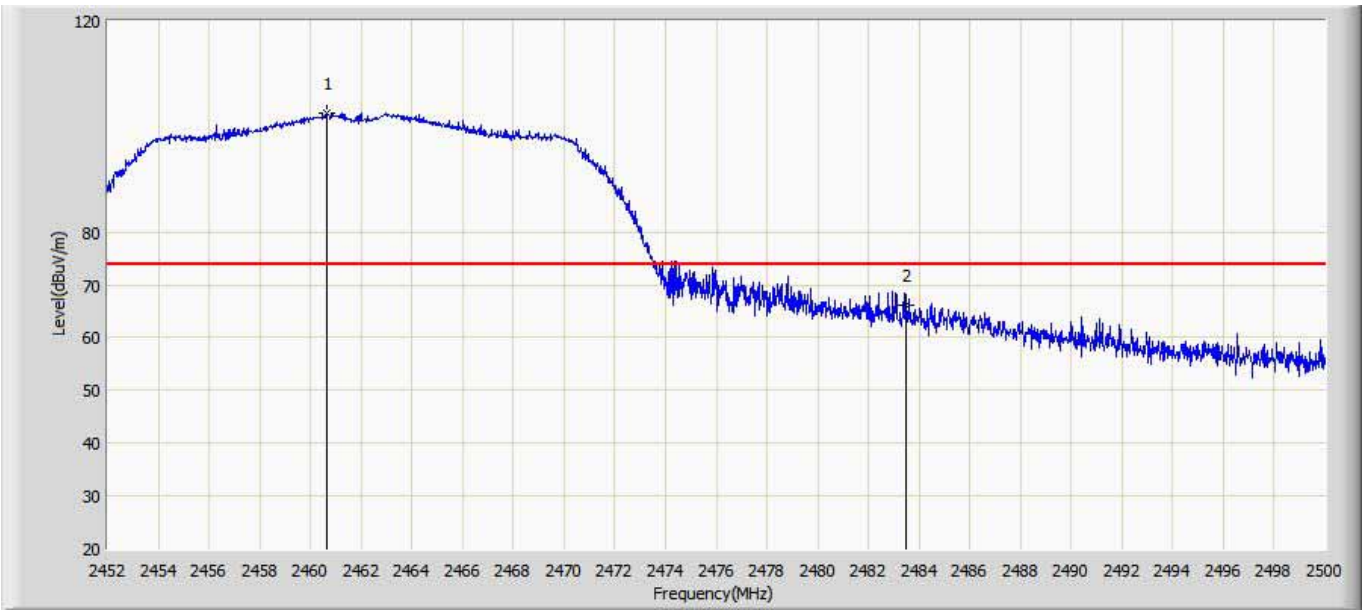

No	Mark	Frequency (MHz)	Measure Level (dBuV/m)	Reading Level (dBuV)	Over Limit (dB)	Limit (dBuV/m)	Factor (dB)	Type
1	*	2460.664	102.584	73.550	N/A	N/A	29.034	PK
2		2483.500	66.242	35.757	-7.758	74.000	30.484	PK

6. Fundamental emission output power

a) Test Equipment

Fundamental emission output power/ TR-8					
Instrument	Manufacturer	Type No.	Serial No.	Cal. Date	Cal. Due Date
Spectrum Analyzer	Agilent	E4446A	MY45300103	2017.01.04	2018.01.03
Spectrum Analyzer	Agilent	N9010A	MY48030494	2017.02.04	2018.02.03
Wideband Peak Power Meter	Anritsu	ML2495A	0905006	2017.10.14	2018.10.13
Power Sensor	Anritsu	MA2411B	0846014	2017.10.14	2018.10.13
Temperature/Humidity Meter	zhicheng	ZC1-2	TR8-TH	2017.04.10	2018.04.09
Note: All equipment are calibrated with traceable calibrations. Each calibration is traceable to the national or international standards.					

b) Test Setup

Fundamental emission output power test setup

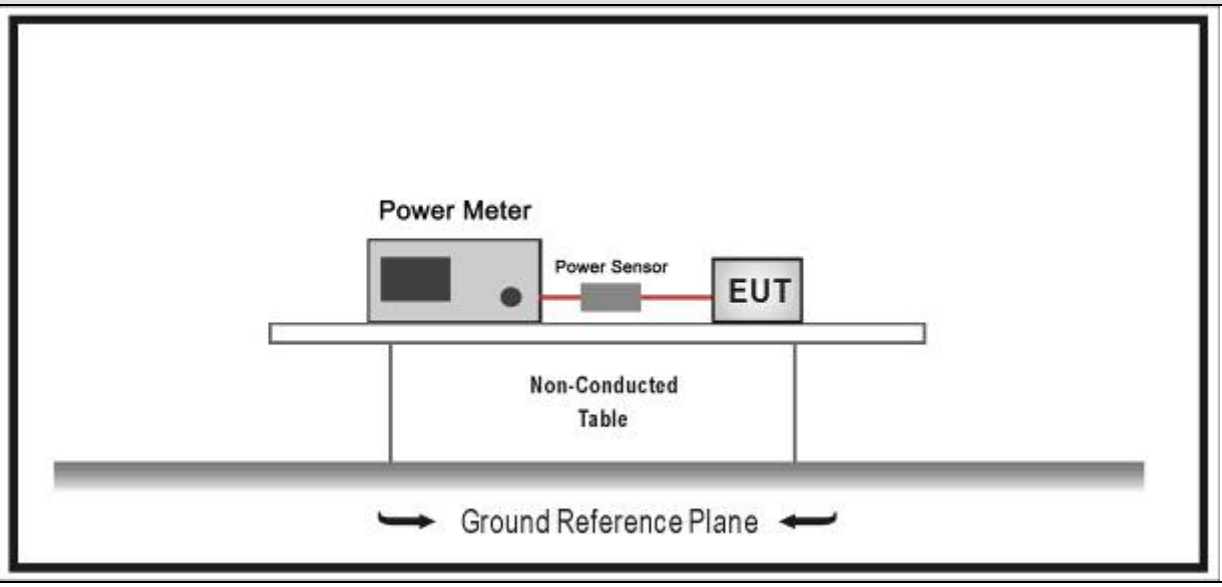

c) Limit

Fundamental emission output power Limit			
☒	G_{TX} ＜6dBi		P_{out}≤30dBm
☐	G_{TX} ＞6dBi		
	☐	Non-Fix point-point	P_{out}≤30-(G_{TX} -6)
	☐	Fix point-point	P_{out}≤30-[(G_{TX}-6)]/3
	☐	Point-to-multipoint	Pout≤30-(GTX-6)
	☐	Overlap Beams	P_{out}≤30-[(G_{TX}-6)]/3
	☐	Aggregate power transmitted simultaneously on all beams	P_{out}≤30-[(G_{TX}-6)]/3
	☐	single directional beam	P_{out}≤30-[(G_{TX}-6)]/3+8dB
Note 1 : G_{TX} directional gain of transmitting antennas. Note 2 : P_{out} is maximum peak conducted output power .			

d) Test Procedure

Fundamental emission output power Test Method						
	References Rule				Chapter	Description
☒	ANSI C63.10				11.9	Fundamental emission output power
	☒	ANSI C63.10			11.9.1	Maximum peak conducted output power
		☐	ANSI C63.10		11.9.1.1	RBW ≥ DTS bandwidth
		☐	ANSI C63.10		11.9.1.2	Integrated band power method
		☒	ANSI C63.10		11.9.1.3	PKPM1 Peak power meter method
	☐	ANSI C63.10			11.9.2	Maximum conducted (average) output power
		☐	ANSI C63.10		11.9.2.2	Measurement using a spectrum analyzer (SA)
			☐	ANSI C63.10	11.9.2.2.2	Method AVGSA-1(Duty cycle≥98%)
			☐	ANSI C63.10	11.9.2.2.3	Method AVGSA-1A(Duty cycle≥98%)
			☐	ANSI C63.10	11.9.2.2.4	Method AVGSA-2(Duty cycle≤98%)
			☐	ANSI C63.10	11.9.2.2.5	Method AVGSA-2A(Duty cycle≤98%)
			☐	ANSI C63.10	11.9.2.2.4	Method AVGSA-3
			☐	ANSI C63.10	11.9.2.2.5	Method AVGSA-3A
		☐	ANSI C63.10		11.9.2.3	Measurement using a power meter (PM)
			☐	ANSI C63.10	11.9.2.3.1	Method AVGPM
			☐	ANSI C63.10	11.9.2.3.2	Method AVGPM-G

Directional Gain Calculations for In-Band test method				
	References Rule		Chapter	Description
☐	KDB 662911		F2)a)	Basic methodology
	☐	KDB 662911	F2)a) (i)	transmit signals are correlated
	☐	KDB 662911	F2)a) (ii)	transmit signals are uncorrelated
☐	KDB 662911		F2)b)	Sectorized antenna systems.
☐	KDB 662911		F2)c)	Cross-polarized antennas
	☐	ANSI C63.10	F2)c) (i)	Cross-polarized antennas
	☐	ANSI C63.10	F2)c) (ii)	Multiple antennas
☐	KDB 662911		F2)e)	Spatial stream
	☐	KDB 662911	F2)e) (i)	Antennas have the same gain
	☐	KDB 662911	F2)e) (ii)	Antenna have the different gain with one spatial stream
	☐	KDB 662911	F2)e) (iii)	Antenna have the different gain with more than one spatial stream
☒	KDB 662911		F2)f)	Cyclic Delay Diversity (CDD)
	☐	KDB 662911	F2)f) (i)	Antennas have the same gain
	☒	KDB 662911	F2)f) (ii)	Antenna have the different gain with one spatial stream
	☒	KDB 662911	F2)f) (iii)	Antenna have the different gain with more than one spatial stream

e) EUT test definition

Item	Fundamental emission output power			
Device Category	☐	Fixed point-to-point		
	☐	Emit multiple directional beams, simultaneously or sequentially		
	☒	Other cases		
Test mode	Mode 1~7			
Test method	☐	Radiated		
		X Axis	Y Axis	Z Axis
			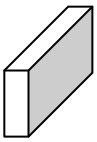	
		Worst Axis ☐	Worst Axis ☐	Worst Axis ☐
	☒	Conducted		
	☐	Chain 1		
		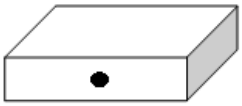		
	☒	Chain 1	Chain 2	
		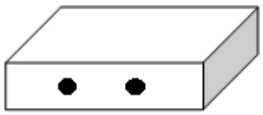		
	☐	Chain 1	Chain 2	Chain 3

f) Test Result

Product Name	:	Wireless Access point	Power	:	PoE 48V
Test Mode	:	Mode1~7	Test Site	:	TR8
Test Date	:	2017.11.20	Test Engineer	:	Simon

Mode	Channel	Test Frequency (MHz)	Peak Power Output (dBm)		Total Power (dBm)	Directional Gain (dBi)	Limit (dBm)	Result
			Ant 1	Ant 2				
1	01	2412	17.43	18.11	-	4	30	Pass
1	06	2437	18.15	18.11	-	4	30	Pass
1	11	2462	17.81	17.97	-	4	30	Pass
2	01	2412	16.33	15.96	-	4	30	Pass
2	06	2437	18.41	17.51	-	4	30	Pass
2	11	2462	15.79	15.18	-	4	30	Pass
3	01	2412	16.68	14.93	-	4	30	Pass
3	06	2437	18.34	17.23	-	4	30	Pass
3	11	2462	16.98	14.46	-	4	30	Pass
4	01	2412	17.58	17.96	20.78	4	30	Pass
4	06	2437	17.33	18.35	20.88	4	30	Pass
4	11	2462	15.73	16.94	19.39	4	30	Pass
5	01	2412	15.81	15.67	18.75	4	30	
5	06	2437	17.28	16.92	20.11	4	30	
5	11	2462	15.17	15.03	18.11	4	30	

6	01	2412	13.56	13.30	16.44	4	30	Pass
6	06	2437	17.26	16.80	20.05	4	30	Pass
6	11	2462	12.47	12.26	15.38	4	30	Pass
7	01	2412	13.18	13.23	16.22	7.01	28.99	Pass
7	06	2437	17.56	16.79	20.20	7.01	28.99	Pass
7	11	2462	12.26	12.03	15.16	7.01	28.99	Pass

7. Power Spectral Density

a) Test Equipment

Power Spectral Density / TR-8					
Instrument	Manufacturer	Type No.	Serial No.	Cal. Date	Cal. Due Date
Spectrum Analyzer	Agilent	N9010A	MY48030494	2017.02.04	2018.02.03
EXA Spectrum Analyzer	Keysight	N9010A	MY55370495	2017.04.09	2018.04.08
MXA Signal Anlyzer	Keysight	N9020A	MY56060147	2017.04.09	2018.04.08
Temperature/Humidity Meter	zhichen	ZC1-2	TR8-TH	2017.04.10	2018.04.09
Note: All equipment are calibrated with traceable calibrations. Each calibration is traceable to the national or international standards.					

b) Test Setup

Power Spectral Density test setup

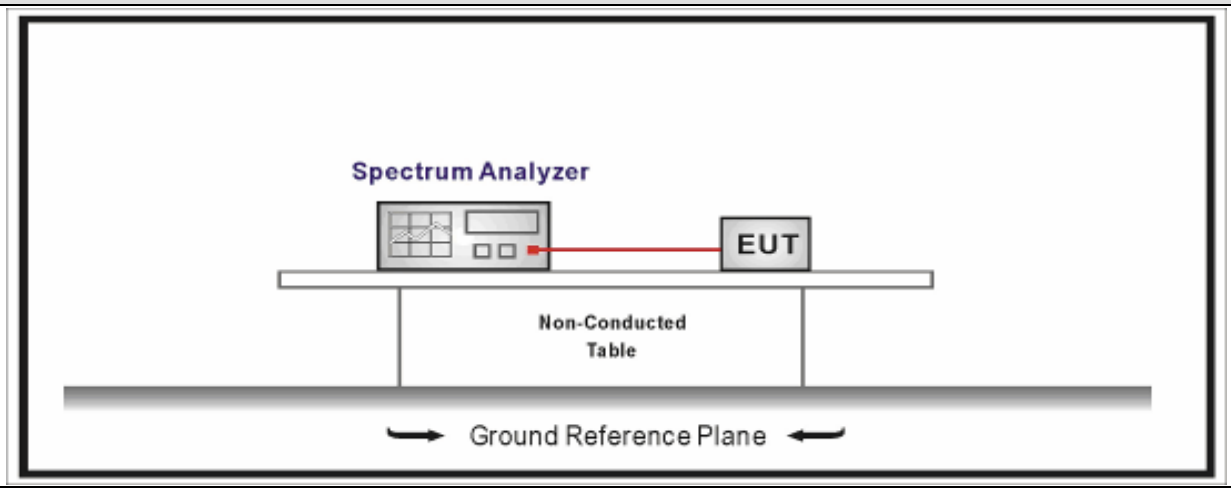

c) Limit

Power Spectral Density Limit
Power Spectral Density≤8dBm/3kHz

d) Test Procedure

Power Spectral Density Test Method				
	References Rule		Chapter	Description
☒	ANSI C63.10		11.10	Maximum power spectral density level in the fundamental emission
	☒	ANSI C63.10	11.10.2	Method PKPSD (peak PSD)
	☐	ANSI C63.10	11.10.3	Method AVGPSD-1(Duty cycle≥98%)
	☐	ANSI C63.10	11.10.4	Method AVGPSD-1A(Duty cycle≥98%)
	☐	ANSI C63.10	11.10.5	Method AVGPSD-2(Duty cycle＜98%)
	☐	ANSI C63.10	11.10.6	Method AVGPSD-2A(Duty cycle＜98%)
	☐	ANSI C63.10	11.10.7	Method AVGPSD-3
	☐	ANSI C63.10	11.10.8	Method AVGPSD-3A

Directional Gain Calculations for In-Band test method				
	Referred Rule		Chapter	Description
☐	KDB 662911		F2)a)	Basic methodology
	☐	KDB 662911	F2)a) (i)	transmit signals are correlated
	☐	KDB 662911	F2)a) (ii)	transmit signals are uncorrelated
☐	KDB 662911		F2)b)	Sectorized antenna systems.
☐	KDB 662911		F2)c)	Cross-polarized antennas
	☐	ANSI C63.10	F2)c) (i)	Cross-polarized antennas
	☐	ANSI C63.10	F2)c) (ii)	Multiple antennas
☐	KDB 662911		F2)e)	Spatial stream
	☐	KDB 662911	F2)e) (i)	Antennas have the same gain
	☐	KDB 662911	F2)e) (ii)	Antenna have the different gain with one spatial stream
	☐	KDB 662911	F2)e) (iii)	Antenna have the different gain with more than one spatial stream
☒	KDB 662911		F2)f)	Cyclic Delay Diversity (CDD)
	☐	KDB 662911	F2)f) (i)	Antennas have the same gain
	☒	KDB 662911	F2)f) (ii)	Antenna have the different gain with one spatial stream
	☒	KDB 662911	F2)f) (iii)	Antenna have the different gain with more than one spatial stream

e) EUT test definition

Item	Power Spectral Density Test Method			
Device Category	☐	Fixed point-to-point		
	☐	Emit multiple directional beams, simultaneously or sequentially		
	☒	Other cases		
Test mode	Mode 1~7			
Test method	☐	Radiated		
		X Axis	Y Axis	Z Axis
			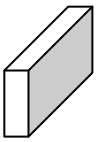	
		Worst Axis ☐	Worst Axis ☐	Worst Axis ☐
	☒	Conducted		
	☐	Chain 1		
		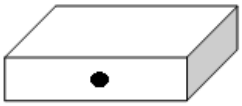		
	☒	Chain 1	Chain 2	
		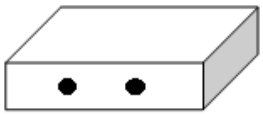		
	☐	Chain 1	Chain 2	Chain 3

f) Test Result

Product Name	:	Wireless Access point	Power	:	PoE 48V
Test Mode	:	Mode1~7	Test Site	:	TR8
Test Date	:	2017.11.13	Test Engineer	:	Simon

Mode	Channel	Test Frequency (MHz)	Measurement PSD (dBm/3kHz)		Total Measurement PSD (dBm/3kHz)	Directional Gain (dBi)	Limit (dBm/3kHz)	Result
			Ant 1	Ant 2				
1	01	2412	-3.610	-2.878	-	4	8.0	Pass
1	06	2437	-3.337	0.117	-	4	8.0	Pass
1	11	2462	-3.672	-3.421	-	4	8.0	Pass
2	01	2412	-6.823	-7.585	-	4	8.0	Pass
2	06	2437	-3.754	-5.135	-	4	8.0	Pass
2	11	2462	-7.832	-8.335	-	4	8.0	Pass
3	01	2412	-6.943	-8.308	-	4	8.0	Pass
3	06	2437	-5.817	-5.936	-	4	8.0	Pass
3	11	2462	-7.858	-8.753	-	4	8.0	Pass
4	01	2412	-3.801	-3.827	-0.80	7.01	6.99	Pass
4	06	2437	-2.473	-1.456	1.08	7.01	6.99	Pass
4	11	2462	-5.169	-4.702	-1.92	7.01	6.99	Pass
5	01	2412	-7.123	-7.551	-4.32	7.01	6.99	Pass
5	06	2437	-6.592	-6.344	-3.46	7.01	6.99	Pass
5	11	2462	-7.600	-7.895	-4.73	7.01	6.99	Pass
6	01	2412	-9.338	-10.376	-6.82	7.01	6.99	Pass
6	06	2437	-5.308	-6.203	-2.72	7.01	6.99	Pass
6	11	2462	-11.830	-11.177	-8.48	7.01	6.99	Pass
7	01	2412	-9.804	-10.098	-6.94	7.01	6.99	Pass
7	06	2437	-6.011	-7.300	-3.60	7.01	6.99	Pass
7	11	2462	-11.526	-11.110	-8.30	7.01	6.99	Pass

Mode 4 CH06(2437MHz) Ant 1

Mode 4 CH06(2437MHz) Ant 2

8. Antenna Requirement

a) Limit

Antenna Requirement Limit
An intentional radiator shall be designed to ensure that no antenna other than that furnished by the responsible party shall be used with the device. The use of a permanently attached antenna or of an antenna that uses a unique coupling to the intentional radiator shall be considered sufficient to comply with the provisions of this section. The manufacturer may design the unit so that a broken antenna can be replaced by the user, but the use of a standard antenna jack or electrical connector is prohibited. This requirement does not apply to carrier current devices or to devices operated under the provisions of §15.211, §15.213, §15.217, §15.219, or §15.221. Further, this requirement does not apply to intentional radiators that must be professionally installed, such as perimeter protection systems and some field disturbance sensors, or to other intentional radiators which, in accordance with §15.31(d), must be measured at the installation site. However, the installer shall be responsible for ensuring that the proper antenna is employed so that the limits in this part are not exceeded.

b) Antenna Connector Construction

Antenna Connector Construction	
☐	The use of a permanently attached antenna
☐	The antenna use of a unique coupling to the intentional radiator
☒	The use of a nonstandard antenna jack or electrical connector
Please refer to the attached document “Internal Photograph” to show the antenna connector.	

The End