TABLE OF CONTENTS

Introduction
- Features
- Includes

Product Overview
- Turning On/Off
- Charging the speaker

FABRIQ App
- App Download
- Getting Started
- Alternate Setup

Dashboard

Adding Speakers
- Multi Room Play
- Multi Channel Play

Amazon Alexa
- Playing Music
- Internet Music Services

Troubleshooting

Warranty

FCC Statement:
This device complies with part 15 of the FCC Rules. Operation is subject to the following
two conditions: (1) This device may not cause harmful interference, and (2) this device must accept any interference received, including interference that may cause undesired operation.
This equipment has been tested and found to comply with the limits for a Class B digital
device, pursuant to part 15 of the FCC Rules. These limits are designed to provide reasonable protection against harmful interference in a residential installation.
This equipment generates, uses and can radiate radio frequency energy and, if not installed and used in accordance with the instructions, may cause harmful interference to radio communications. However, there is no guarantee that interference will not occur in a particular installation. If this equipment does cause harmful interference to radio or television reception, which can be determined by turning the equipment off and on, the user is encouraged to try to correct the interference by one or more of the following
measures:
—Reorient or relocate the receiving antenna.
—Increase the separation between the equipment and receiver.
—Connect the equipment into an outlet on a circuit different from that to which the receiver is connected.
—Consult the dealer or an experienced radio/TV technician for help.
Caution: Any changes or modifications not expressly approved by the party responsible
for compliance could void the user's authority to operate the equipment.
This equipment complies with FCC radiation exposure limits set forth for an uncontrolled environment.
This transmitter must not be co-located or operating in conjunction with any other antenna or transmitter.

INTRODUCTION

Thank you for purchasing the FABRIQ speaker. Connect to Alexa with the touch of a button and play your favourite music in any room of the house.

Features
- Built in Wi-Fi connectivity for multi room streaming
- Wireless setup using your smartphone or tablet
- Control your speaker with voice or through the app
- Incredible sound, multi speaker connectivity
- Powered by Amazon's Alexa Voice service
- Control smart home devices
- Portable, easy to take on the go

Includes
- Speaker
- Micro USB cable
- Instruction manual
- Factory reset key
- Warranty card

PRODUCT OVERVIEW

- Alexa/Mic
- Volume Up
- Play/Pause
- Volume Down

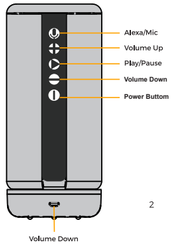

- On/Off

Multi Colour Light Ring
- Wi-Fi/Amazon Alexa
- Party Mode
- Low Battery

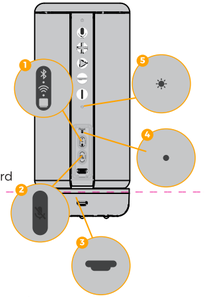

1. **Pair Button**
   Press Once: Switch between Wi-Fi
   Hold: Wi-Fi pairing mode
2. **Light Button**
   Press Once: Switch between Standard Light Mode and Party Light Mode
3. **Micro-USB port**
4. **Factory reset**
5. **Charging light**

Turning ON/OFF
To turn the speaker ON, press and hold the On/Off button at the base of the speaker.

Charging the Speaker
FABRIQ comes pre-charged and ready to use. When the battery is low, charge the speaker using the included Micro-USB cable connected to a USB power adapter. The light above the USB port will illuminate red to indicate charging and white to indicate full charge Once fully charged, the speaker will last up to 5 hours.

FABRIQ APP

App Download

Download the app for your device by visiting www.thefabriq.com or by searching for the FABRIQ app in the Apple App Store™ or Google Play Store™. The FABRIQ app is designed for mobile devices only, such as smartphones or Wi-Fi enabled tablets. It is not available for use on regular desktop or laptop computers.

Getting Started

Before use, FABRIQ and your device must connect to the Wi-Fi network you want to use. The FABRIQ app will guide you through the speaker setup. The steps below are provided for your reference:

NOTE: Ensure your device is connected to the same network you are connecting your speaker to.

1. Start up the FABRIQ app. Press and hold the On/Off button for 3 seconds on the speaker until you see the light begin to flash. Upon start-up, the speaker will automatically search for available networks.
2. The network your device is connected to will display on the app, enter your Wi-Fi network password and tap Continue.
3. If the speaker hasn't found your network, press and hold the Pair button on the speaker for 3 seconds to connect to your Wi-Fi network.

4. The speaker should now be connected to your network. A voice prompt will sound from the speaker indicating that Wi-Fi was successfully connected. Tap the Continue button the screen.
5. Setup is now complete.

Alternate Setup:
If your FABRIQ speaker fails to connect to your network, press the Alternate Setup button and follow prompts:

DASHBOARD

This screen will display all FABRIQ speakers saved onto your iOS or Android device.

1. **Add device**
   Connect to your speaker or add more speakers.
2. **Speaker settings**
   Rename a speaker, find additional information on the speaker.
3. **Audio Channel**
   Set audio channels for the speaker by tapping L/R/LR (left/right/stereo).

ADDING SPEAKERS

The steps to adding another speaker are almost the same as the initial setup. In the Device list screen, press the + button and follow the on screen prompts to connect a new FABRIQ speaker to your Wi-Fi network. Once complete, the additional speaker will appear in the Device list and be ready to use.

Multi Room Play
In order to play music synchronously through multiple speakers, they must be grouped. See below for grouping instructions:

Multi Channel Play
You can use two or more speakers in one room for a surround sound effect by setting the Audio Channel selector to LR (stereo) for all of the speakers.

AMAZON ALEXA

Download the Alexa app from the Apple App Store™ or Google Play Store™. Login with your Amazon account caredentials or sign up for an account. Now you are ready to control your speaker using Amazon's Alexa Voice service. Just tap the Mic button and speak to Alexa. You can say things like "What's the weather today?" or "Set a timer for 10 minutes."

For more information on Alexa, please visit:
www.thefabriq.com/alexa

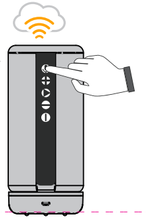

Playing Music

FABRIQ has the ability to play music wirelessly through the Alexa app. You can play music stored on your iOS or Android device, or you can stream music from iHeartRadio, TuneIn, or other third party streaming platforms.

Internet Music Services

Your FABRIQ speaker supports TuneIn, iHeartRadio, Spotify, Tidal and other third party streaming platforms. If you already have accounts with any of these services, the Alexa app will prompt you to sign in to access any songs or stations you may already have saved with that service.

If you do not have an account with one of these services, the app will guide you through the setup process, however, you may need to download and install the internet music services first before it can be played. Follow the on screen prompts to add services and setup an account.

Spotify tunein Prime music iHeartRADIO TIDAL

All trademarks & brands are the property of their respective owners.

TROUBLESHOOTING

Cannot connect to Wi-Fi network	Make sure the speaker is turned on and is charged. Make sure your connected to the correct network. Make sure your device is connected to the Wi-Fi network. Test your internet connection. Uninstall then reinstall the app, power the speaker Off, then On, and restart setup. Use factory reset button to reset the speaker.
Audio doesn't play	Make sure the volume isn't too low on the speaker. Other electronic household items can interfere with the signal, move the speaker to another location. Use factory reset button to reset the speaker.

WARRANTY

FABRIQ comes with a one-year conditional warranty. Please see the included warranty card for additional information.

FABRIQ

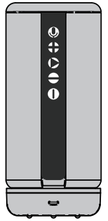

INSTRUCTION MANUAL

Product Name: FABRIQ Alexa-Enabled Smart Speaker
Model No: FABRIQ CHORUS

Important Safety Instructions
Please take the time to read and follow these important safety instructions. They will help you set up and operate your speaker properly and enjoy its features. Keep the instruction manual for future reference.
Warnings
This speaker contains sensitive components. Do not bend, drop, disassemble, open, or puncture the speaker. Do not expose the speaker to rain, moisture or splashing. Avoid dramatic changes in temperature or humidity. Never attempt to repair or modify the speaker yourself. Disassembling the product may cause damage that is not covered by warranty.
FC
This device complies with part 15 of the FCC Rules. Operation is subject to the following two conditions: (1) This device may not cause harmful interference, and (2) this device must accept any interference received, including interference that may cause undesired operation.

Warning: Changes or modifications not expressly approved by the party responsible for compliance could void the user's authority to operate the equipment