Measurement Results

1-7763/18-01-02_log1_conducted

Test logging

This addendum is electronically signed and valid without handwritten signature.
For verification of the electronic signatures, the public keys can be requested at the testing laboratory.

Document authorized:

cn=Mihail Dorongovskij, o=CTC advanced GmbH, ou=DOR-281116, email=Mihail.Dorongovskij@ctcadvanced.com, c=DE
2019.10.30 11:20:36 +01'00'

Mihail Dorongovskij
Lab Manager
Radio Communications & EMC

Table of Content

IUT Summary 3
1. Common2G4 Peak Output Power conducted 3MHz_3MHz ~ BT Classic Basic rate 4
2. FCC Part 15.247 Maximum Peak Conducted Output Power FHSS ~ BT Classic Basic rate 8
3. FCC Part 15.247 Number Of Hopping Channels FHSS ~ BT Classic Basic rate 12
4. FCC Part 15.247 Carrier Frequency Separation FHSS ~ BT Classic Basic rate 16
5. FCC Part 15.247 TX Spurious Conduced ~ BT Classic Basic rate 19
6. FCC Part 15.247 Bandwidth 99PCT-20dB ~ BT Classic Basic rate 23

IUT Summary

IUT DEFINITION & Common settings	
Manufacturer	Carl Zeiss Meditec AG
Type	FCP Interface WL P
Serial No. | Setup No.	NI | 1.0
SW Version | HW Version	NI | NI
Comment 1 | 2	|
Tlow | Tmid | Thigh [°C]	-40 | 20 | 85
Vlow | Vmid | Vhigh [V] @Imax [A]	15.0 | 15.0 | 15.0 @1
Auto Control enabled Power Supply | Climatic Box	No | No
Antenna Gain [dBi]	0
Additional Path Loss [dB]	0

IUT Common Settings BT Classic	
Intermodulation Value N	3
Image Freq. Low | Mid | High [MHz]	0 | 0 | 0
Power Class	2
Power Control	No
Longest Supported Packet Type	DH5
RF Supported	Basic Rate True | EDR Pi/4DQPSK True | EDR 8DPSK True
Testmode	Off
Perform Inquiry	Yes
IUT BT Address	0123456789AB
Signaling BT Addess	BABEBEDADBAD
Switch Matrix & Pathcompensation enabled	Yes

1. Common2G4 Peak Output Power conducted 3MHz_3MHz ~ BT Classic Basic rate

Test References	
TC Start	21.08.2019 10:29:47
System Version	1.0.0.21
Test Specification	None
Test Method	
Class / TC Version / TC ID	TC_VM_Common2G4_Peak_Output_Power_Conducted_3MHz_3MHz_V01 Version: 0.0.1 | TCID_Common2G4_1
My Description	Peak Output Power conducted 3MHz/3MHz - BT Classic Basic Rate
Add. Information	

Test Parameter	
Technology to test	BT Classic Basic rate
Antenna Port used	1
Temperature	mid
Voltage	mid
Frequency low to test	True | Freq [MHz] 2402
Frequency mid to test	True | Freq [MHz] 2441
Frequency high to test	True | Freq [MHz] 2480
Switched Path	IUT - SignalingUnit - SpectrumAnalyzer
Devices in use	SigBT: Rohde&Schwarz,CMW,1201.0002k75/100683,3.7.70 | SA: Rohde&Schwarz,FSV-30,1321.3008K30/103809,3.60

Test at TX 2402 MHz

RESULT: BT Classic Connection check					
Test Description	Lower Limit	Upper Limit	Measured	Unit	Verdict
Connection result	---	---	---	--	TCON

READ SA SETTINGS:	
RefLevel [dBm] | RefLevelOffset [dB] | InpAtt [dB]	6.81 | 8.29 | 15
Start [MHz] | Stop [MHz]	2399.500 | 2404.500
RBW [MHz] | VBW [MHz]	3.000000 | 3.000000
Detector | TraceMode	POS | MAXH
Sweep: Time [ms] | Count | Points per Section | Type	1000 | 10 | 1001 | SWE

RESULT: TC_VM_Common2G4_Peak_Output_Power_Conducted_3MHz_3MHz_V01					
Test Description	Lower Limit	Upper Limit	Measured	Unit	Verdict
Peak Power	---	---	-3.16	dBm	Information
Peak Power	---	---	0.483059	mW	Information
Frequency at Peak	---	---	2402.21	MHz	Information

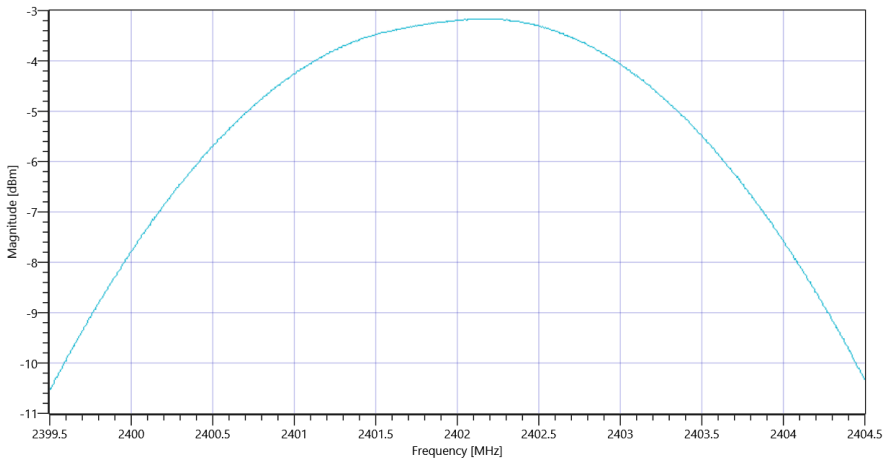

Plot_Common2G4 Peak Output Power conducted 3MHz_3MHz ~ BT Classic Basic rate_30102019_103018.png

Test at TX 2441 MHz

RESULT: BT Classic Connection check					
Test Description	Lower Limit	Upper Limit	Measured	Unit	Verdict
Connection result	---	---	---	--	TCON

READ SA SETTINGS:	
RefLevel [dBm] | RefLevelOffset [dB] | InpAtt [dB]	7.85 | 8.41 | 15
Start [MHz] | Stop [MHz]	2438.500 | 2443.500
RBW [MHz] | VBW [MHz]	3.000000 | 3.000000
Detector | TraceMode	POS | MAXH
Sweep: Time [ms] | Count | Points per Section | Type	1000 | 10 | 1001 | SWE

RESULT: TC_VM_Common2G4_Peak_Output_Power_Conducted_3MHz_3MHz_V01					
Test Description	Lower Limit	Upper Limit	Measured	Unit	Verdict
Peak Power	---	---	-2.13	dBm	Information
Peak Power	---	---	0.61235	mW	Information
Frequency at Peak	---	---	2440.87	MHz	Information

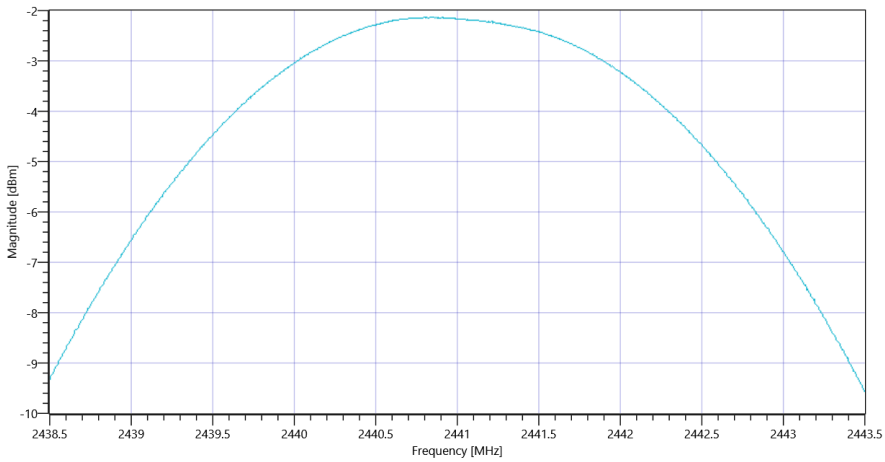

Plot_Common2G4 Peak Output Power conducted 3MHz_3MHz ~ BT Classic Basic rate_30102019_103042.png

Test at TX 2480 MHz

RESULT: BT Classic Connection check					
Test Description	Lower Limit	Upper Limit	Measured	Unit	Verdict
Connection result	---	---	---	--	TCON

READ SA SETTINGS:	
RefLevel [dBm] | RefLevelOffset [dB] | InpAtt [dB]	7.84 | 8.46 | 15
Start [MHz] | Stop [MHz]	2477.500 | 2482.500
RBW [MHz] | VBW [MHz]	3.000000 | 3.000000
Detector | TraceMode	POS | MAXH
Sweep: Time [ms] | Count | Points per Section | Type	1000 | 10 | 1001 | SWE

RESULT: TC_VM_Common2G4_Peak_Output_Power_Conducted_3MHz_3MHz_V01					
Test Description	Lower Limit	Upper Limit	Measured	Unit	Verdict
Peak Power	---	---	-2.06	dBm	Information
Peak Power	---	---	0.6223	mW	Information
Frequency at Peak	---	---	2479.865	MHz	Information

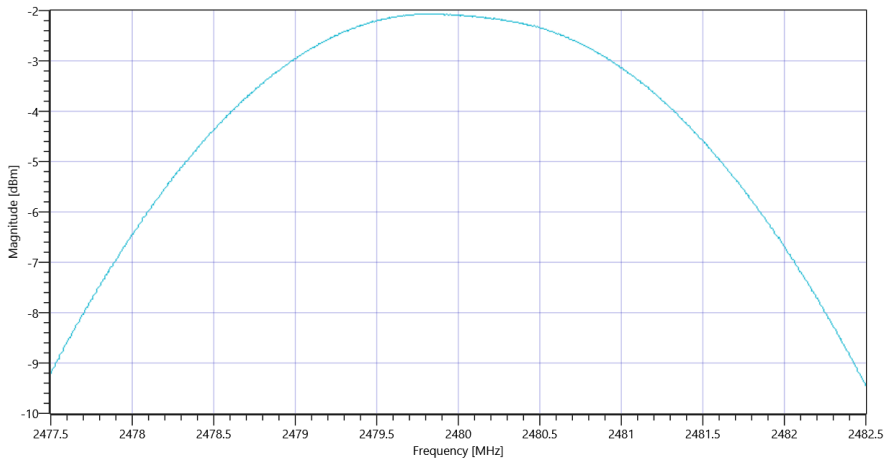

Plot_Common2G4 Peak Output Power conducted 3MHz_3MHz ~ BT Classic Basic rate_30102019_103106.png

TEST FINISHED		
General Verdict	21.08.2019 10:31:06 / RT: 79 s	PASS

2. FCC Part 15.247 Maximum Peak Conducted Output Power FHSS ~ BT Classic Basic rate

Test References	
TC Start	21.08.2019 10:31:33
System Version	1.0.0.21
Test Specification	FCC Part 15.247
Test Method	
Class / TC Version / TC ID	TC_VM_FCC15247_Maximum_Peak_Conducted_Output_Power_FHSS_V01 Version: 0.0.1 | TCID_FCC15247_4
My Description	FCC 15.247 Maximum Peak Output Power Conducted FHSS - BT Classic Basic Rate
Add. Information	

Test Parameter	
Technology to test	BT Classic Basic rate
Antenna Port used	1
Temperature	mid
Voltage	mid
Frequency low to test	True | Freq [MHz] 2402
Frequency mid to test	True | Freq [MHz] 2441
Frequency high to test	True | Freq [MHz] 2480
Switched Path	IUT - SignalingUnit - SpectrumAnalyzer
Devices in use	SigBT: Rohde&Schwarz,CMW,1201.0002k75/100683,3.7.70 | SA: Rohde&Schwarz,FSV-30,1321.3008K30/103809,3.60

Test at TX 2402 MHz

RESULT: BT Classic Connection check					
Test Description	Lower Limit	Upper Limit	Measured	Unit	Verdict
Connection result	---	---	---	--	TCON

READ SA SETTINGS:	
RefLevel [dBm] | RefLevelOffset [dB] | InpAtt [dB]	6.76 | 8.29 | 15
Start [MHz] | Stop [MHz]	2399.500 | 2404.500
RBW [MHz] | VBW [MHz]	3.000000 | 10.000000
Detector | TraceMode	POS | MAXH
Sweep: Time [ms] | Count | Points per Section | Type	1000 | 10 | 1001 | SWE

RESULT: TC_VM_FCC15247_Maximum_Peak_Conducted_Output_Power_FHSS_V01					
Test Description	Lower Limit	Upper Limit	Measured	Unit	Verdict
Peak Power	---	30.00	-3.14	dBm	PASS
Peak Power	---	1000	0.485289	mW	PASS
Frequency at Peak	---	---	2402.17	MHz	Information

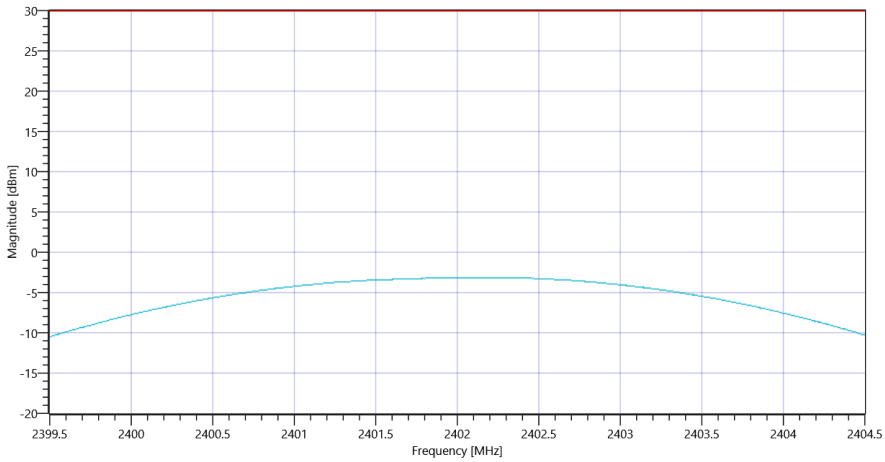

Plot_FCC Part 15.247 Maximum Peak Conducted Output Power FHSS ~ BT Classic Basic rate_30102019_103209.png

Test at TX 2441 MHz

RESULT: BT Classic Connection check					
Test Description	Lower Limit	Upper Limit	Measured	Unit	Verdict
Connection result	---	---	---	--	TCON

READ SA SETTINGS:	
RefLevel [dBm] | RefLevelOffset [dB] | InpAtt [dB]	7.83 | 8.41 | 15
Start [MHz] | Stop [MHz]	2438.500 | 2443.500
RBW [MHz] | VBW [MHz]	3.000000 | 10.000000
Detector | TraceMode	POS | MAXH
Sweep: Time [ms] | Count | Points per Section | Type	1000 | 10 | 1001 | SWE

RESULT: TC_VM_FCC15247_Maximum_Peak_Conducted_Output_Power_FHSS_V01					
Test Description	Lower Limit	Upper Limit	Measured	Unit	Verdict
Peak Power	---	30.00	-2.11	dBm	PASS
Peak Power	---	1000	0.615177	mW	PASS
Frequency at Peak	---	---	2440.845	MHz	Information

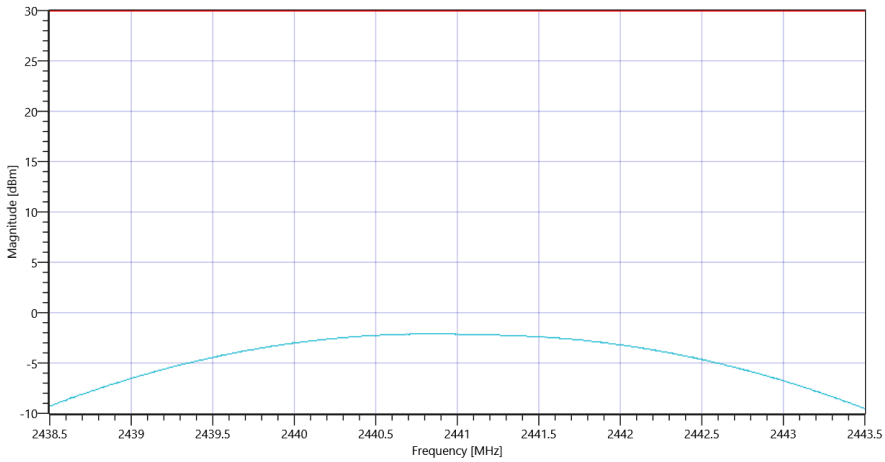

Plot_FCC Part 15.247 Maximum Peak Conducted Output Power FHSS ~ BT Classic Basic rate_30102019_103232.png

Test at TX 2480 MHz

RESULT: BT Classic Connection check					
Test Description	Lower Limit	Upper Limit	Measured	Unit	Verdict
Connection result	---	---	---	--	TCON

READ SA SETTINGS:	
RefLevel [dBm] | RefLevelOffset [dB] | InpAtt [dB]	7.85 | 8.46 | 15
Start [MHz] | Stop [MHz]	2477.500 | 2482.500
RBW [MHz] | VBW [MHz]	3.000000 | 10.000000
Detector | TraceMode	POS | MAXH
Sweep: Time [ms] | Count | Points per Section | Type	1000 | 10 | 1001 | SWE

RESULT: TC_VM_FCC15247_Maximum_Peak_Conducted_Output_Power_FHSS_V01					
Test Description	Lower Limit	Upper Limit	Measured	Unit	Verdict
Peak Power	---	30.00	-2.05	dBm	PASS
Peak Power	---	1000	0.623735	mW	PASS
Frequency at Peak	---	---	2479.8	MHz	Information

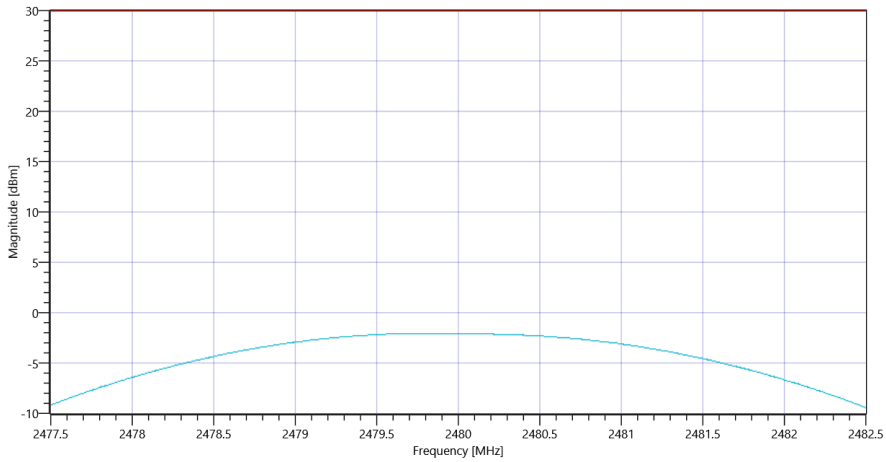

Plot_FCC Part 15.247 Maximum Peak Conducted Output Power FHSS ~ BT Classic Basic rate_30102019_103256.png

TEST FINISHED		
General Verdict	21.08.2019 10:32:56 / RT: 78 s	PASS

3. FCC Part 15.247 Number Of Hopping Channels FHSS ~ BT Classic Basic rate

Test References	
TC Start	21.08.2019 10:33:00
System Version	1.0.0.21
Test Specification	FCC Part 15.247
Test Method	
Class / TC Version / TC ID	TC_VM_FCC15247_Number_of_hopping_channels_FHSS_V01 Version: 0.0.1 | TCID_FCC15247_5
My Description	FCC 15.247 Number Of Hopping Channels FHSS - BT Classic Basic Rate
Add. Information	

Test Parameter	
Technology to test	BT Classic Basic rate
Antenna Port used	1
Temperature	mid
Voltage	mid
Frequency low to test	False | Freq [MHz] 2402
Frequency mid to test	False | Freq [MHz] 2441
Frequency high to test	False | Freq [MHz] 2480
Device in hopping mode	True
Switched Path	IUT - SignalingUnit - SpectrumAnalyzer
Devices in use	SigBT: Rohde&Schwarz,CMW,1201.0002k75/100683,3.7.70 | SA: Rohde&Schwarz,FSV-30,1321.3008K30/103809,3.60

Test at TX hopping MHz

RESULT: BT Classic Connection check					
Test Description	Lower Limit	Upper Limit	Measured	Unit	Verdict
Connection result	---	---	---	--	TCON

READ SA SETTINGS:	
RefLevel [dBm] | RefLevelOffset [dB] | InpAtt [dB]	3.00 | 8.4 | 10
Start [MHz] | Stop [MHz]	2399.000 | 2483.000
RBW [MHz] | VBW [MHz]	0.200000 | 0.500000
Detector | TraceMode	POS | MAXH
Sweep: Time [ms] | Count | Points per Section | Type	1 | 10000 | 1001 | SWE

RESULT: TC_VM_FCC15247_Number_of_hopping_channels_FHSS_V01					
Test Description	Lower Limit	Upper Limit	Measured	Unit	Verdict
Hopp channel (rounded)	---	---	2402	MHz	Information
Hopp channel (rounded)	---	---	2403	MHz	Information
Hopp channel (rounded)	---	---	2404	MHz	Information
Hopp channel (rounded)	---	---	2405	MHz	Information
Hopp channel (rounded)	---	---	2406	MHz	Information
Hopp channel (rounded)	---	---	2407	MHz	Information
Hopp channel (rounded)	---	---	2408	MHz	Information
Hopp channel (rounded)	---	---	2409	MHz	Information
Hopp channel (rounded)	---	---	2410	MHz	Information
Hopp channel (rounded)	---	---	2411	MHz	Information
Hopp channel (rounded)	---	---	2412	MHz	Information
Hopp channel (rounded)	---	---	2413	MHz	Information
Hopp channel (rounded)	---	---	2414	MHz	Information
Hopp channel (rounded)	---	---	2415	MHz	Information
Hopp channel (rounded)	---	---	2416	MHz	Information
Hopp channel (rounded)	---	---	2417	MHz	Information
Hopp channel (rounded)	---	---	2418	MHz	Information
Hopp channel (rounded)	---	---	2419	MHz	Information
Hopp channel (rounded)	---	---	2420	MHz	Information
Hopp channel (rounded)	---	---	2421	MHz	Information
Hopp channel (rounded)	---	---	2422	MHz	Information
Hopp channel (rounded)	---	---	2423	MHz	Information
Hopp channel (rounded)	---	---	2424	MHz	Information
Hopp channel (rounded)	---	---	2425	MHz	Information
Hopp channel (rounded)	---	---	2426	MHz	Information
Hopp channel (rounded)	---	---	2427	MHz	Information
Hopp channel (rounded)	---	---	2428	MHz	Information
Hopp channel (rounded)	---	---	2429	MHz	Information
Hopp channel (rounded)	---	---	2430	MHz	Information
Hopp channel (rounded)	---	---	2431	MHz	Information
Hopp channel (rounded)	---	---	2432	MHz	Information
Hopp channel (rounded)	---	---	2433	MHz	Information
Hopp channel (rounded)	---	---	2434	MHz	Information
Hopp channel (rounded)	---	---	2435	MHz	Information
Hopp channel (rounded)	---	---	2436	MHz	Information
Hopp channel (rounded)	---	---	2437	MHz	Information
Hopp channel (rounded)	---	---	2438	MHz	Information
Hopp channel (rounded)	---	---	2439	MHz	Information
Hopp channel (rounded)	---	---	2440	MHz	Information
Hopp channel (rounded)	---	---	2441	MHz	Information
Hopp channel (rounded)	---	---	2442	MHz	Information
Hopp channel (rounded)	---	---	2443	MHz	Information

Hopp channel (rounded)	---	---	2444	MHz	Information
Hopp channel (rounded)	---	---	2445	MHz	Information
Hopp channel (rounded)	---	---	2446	MHz	Information
Hopp channel (rounded)	---	---	2447	MHz	Information
Hopp channel (rounded)	---	---	2448	MHz	Information
Hopp channel (rounded)	---	---	2449	MHz	Information
Hopp channel (rounded)	---	---	2450	MHz	Information
Hopp channel (rounded)	---	---	2451	MHz	Information
Hopp channel (rounded)	---	---	2452	MHz	Information
Hopp channel (rounded)	---	---	2453	MHz	Information
Hopp channel (rounded)	---	---	2454	MHz	Information
Hopp channel (rounded)	---	---	2455	MHz	Information
Hopp channel (rounded)	---	---	2456	MHz	Information
Hopp channel (rounded)	---	---	2457	MHz	Information
Hopp channel (rounded)	---	---	2458	MHz	Information
Hopp channel (rounded)	---	---	2459	MHz	Information
Hopp channel (rounded)	---	---	2460	MHz	Information
Hopp channel (rounded)	---	---	2461	MHz	Information
Hopp channel (rounded)	---	---	2462	MHz	Information
Hopp channel (rounded)	---	---	2463	MHz	Information
Hopp channel (rounded)	---	---	2464	MHz	Information
Hopp channel (rounded)	---	---	2465	MHz	Information
Hopp channel (rounded)	---	---	2466	MHz	Information
Hopp channel (rounded)	---	---	2467	MHz	Information
Hopp channel (rounded)	---	---	2468	MHz	Information
Hopp channel (rounded)	---	---	2469	MHz	Information
Hopp channel (rounded)	---	---	2470	MHz	Information
Hopp channel (rounded)	---	---	2471	MHz	Information
Hopp channel (rounded)	---	---	2472	MHz	Information
Hopp channel (rounded)	---	---	2473	MHz	Information
Hopp channel (rounded)	---	---	2474	MHz	Information
Hopp channel (rounded)	---	---	2475	MHz	Information
Hopp channel (rounded)	---	---	2476	MHz	Information
Hopp channel (rounded)	---	---	2477	MHz	Information
Hopp channel (rounded)	---	---	2478	MHz	Information
Hopp channel (rounded)	---	---	2479	MHz	Information
Hopp channel (rounded)	---	---	2480	MHz	Information
Σ Hopping channels	15	---	79	Number	PASS

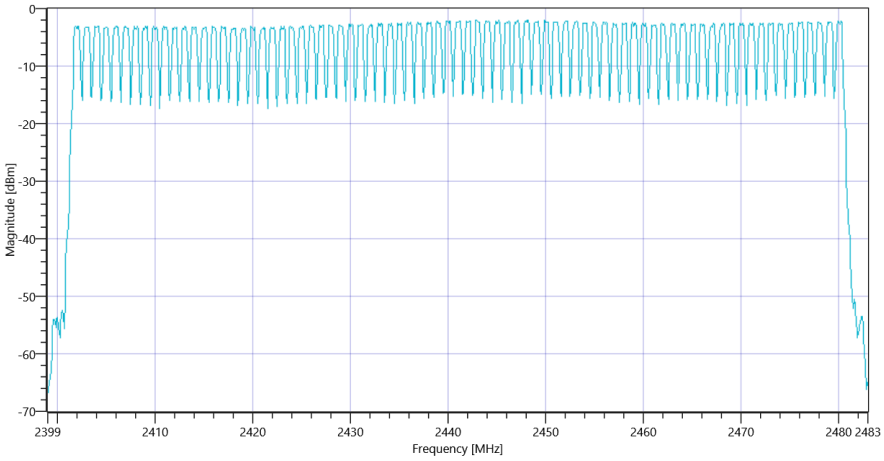

Plot_FCC Part 15.247 Number Of Hopping Channels FHSS ~ BT Classic Basic rate_30102019_103345.png

TEST FINISHED

General Verdict	21.08.2019 10:33:45 / RT: 45 s	PASS

4. FCC Part 15.247 Carrier Frequency Separation FHSS ~ BT Classic Basic rate

Test References	
TC Start	21.08.2019 10:33:49
System Version	1.0.0.21
Test Specification	FCC Part 15.247
Test Method	
Class / TC Version / TC ID	TC_VM_FCC15247_Carrier_Frequency_Separation_FHSS_V01 Version: 0.0.1 | TCID_FCC15247_9
My Description	FCC 15.247 Carrier Frequency Separation FHSS - BT Classic Basic Rate
Add. Information	

Test Parameter	
Technology to test	BT Classic Basic rate
Antenna Port used	1
Temperature	mid
Voltage	mid
Frequency low to test	False | Freq [MHz] 2402
Frequency mid to test	False | Freq [MHz] 2441
Frequency high to test	False | Freq [MHz] 2480
Device in hopping mode	True
Switched Path	IUT - SignalingUnit - SpectrumAnalyzer
Devices in use	SigBT: Rohde&Schwarz,CMW,1201.0002k75/100683,3.7.70 | SA: Rohde&Schwarz,FSV-30,1321.3008K30/103809,3.60

Test at TX hopping MHz

RESULT: BT Classic Connection check					
Test Description	Lower Limit	Upper Limit	Measured	Unit	Verdict
Connection result	---	---	---	--	TCON

READ SA SETTINGS:	
RefLevel [dBm] | RefLevelOffset [dB] | InpAtt [dB]	3.00 | 8.4 | 10
Start [MHz] | Stop [MHz]	2435.500 | 2445.500
RBW [MHz] | VBW [MHz]	0.100000 | 0.300000
Detector | TraceMode	POS | MAXH
Sweep: Time [ms] | Count | Points per Section | Type	1 | 20000 | 1001 | SWE

RESULT: TC_VM_FCC15247_Carrier_Frequency_Separation_FHSS_V01					
Test Description	Lower Limit	Upper Limit	Measured	Unit	Verdict
1 CFS n to n+1 (rnd)	0.025	---	1	MHz	PASS
1 CFS n to n+1 (rnd)	0.667 (2/3 Nom.BW)	---	1	MHz	PASS
2 CFS n to n+1 (rnd)	0.025	---	1	MHz	PASS
2 CFS n to n+1 (rnd)	0.667 (2/3 Nom.BW)	---	1	MHz	PASS
3 CFS n to n+1 (rnd)	0.025	---	1	MHz	PASS
3 CFS n to n+1 (rnd)	0.667 (2/3 Nom.BW)	---	1	MHz	PASS
4 CFS n to n+1 (rnd)	0.025	---	1	MHz	PASS
4 CFS n to n+1 (rnd)	0.667 (2/3 Nom.BW)	---	1	MHz	PASS
5 CFS n to n+1 (rnd)	0.025	---	1	MHz	PASS
5 CFS n to n+1 (rnd)	0.667 (2/3 Nom.BW)	---	1	MHz	PASS
6 CFS n to n+1 (rnd)	0.025	---	1	MHz	PASS
6 CFS n to n+1 (rnd)	0.667 (2/3 Nom.BW)	---	1	MHz	PASS
7 CFS n to n+1 (rnd)	0.025	---	1	MHz	PASS
7 CFS n to n+1 (rnd)	0.667 (2/3 Nom.BW)	---	1	MHz	PASS
8 CFS n to n+1 (rnd)	0.025	---	1	MHz	PASS
8 CFS n to n+1 (rnd)	0.667 (2/3 Nom.BW)	---	1	MHz	PASS
9 CFS n to n+1 (rnd)	0.025	---	1	MHz	PASS
9 CFS n to n+1 (rnd)	0.667 (2/3 Nom.BW)	---	1	MHz	PASS
Carrier Freq. (rnd)	---	---	2436	MHz	Information
Carrier Freq. (rnd)	---	---	2437	MHz	Information
Carrier Freq. (rnd)	---	---	2438	MHz	Information
Carrier Freq. (rnd)	---	---	2439	MHz	Information
Carrier Freq. (rnd)	---	---	2440	MHz	Information
Carrier Freq. (rnd)	---	---	2441	MHz	Information
Carrier Freq. (rnd)	---	---	2442	MHz	Information
Carrier Freq. (rnd)	---	---	2443	MHz	Information
Carrier Freq. (rnd)	---	---	2444	MHz	Information
Carrier Freq. (rnd)	---	---	2445	MHz	Information

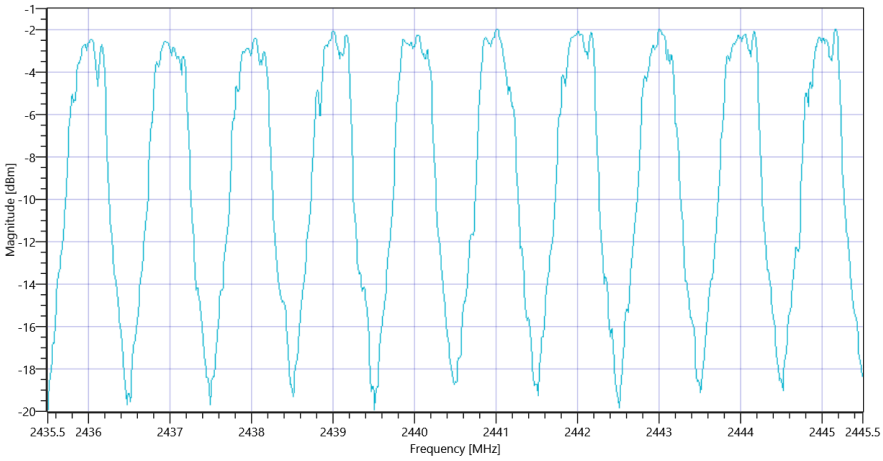

Plot_FCC Part 15.247 Carrier Frequency Separation FHSS ~ BT Classic Basic rate_30102019_103545.png

TEST FINISHED		
General Verdict	21.08.2019 10:35:45 / RT: 115 s	PASS

5. FCC Part 15.247 TX Spurious Conduced ~ BT Classic Basic rate

Test References	
TC Start	21.08.2019 10:35:49
System Version	1.0.0.21
Test Specification	FCC Part 15.247
Test Method	IF DTS then 8.5 DTS emissions in non-restricted frequency bands: Subclause 11.11 of ANSI C63.10 is applicable.
Class / TC Version / TC ID	TC_VM_FCC15247_TX_Emissions_Conducted_V01 Version: 0.0.1 | TCID_FCC15247_8
My Description	FCC 15.247 TX Emissions Conducted FHSS - BT Classic Basic Rate
Add. Information	

Test Parameter	
Technology to test	BT Classic Basic rate
Antenna Port used	1
Temperature	mid
Voltage	mid
Frequency low to test	True | Freq [MHz] 2402
Frequency mid to test	True | Freq [MHz] 2441
Frequency high to test	True | Freq [MHz] 2480
Switched Path	IUT - SignalingUnit - SpectrumAnalyzer
Devices in use	SigBT: Rohde&Schwarz,CMW,1201.0002k75/100683,3.7.70 | SA: Rohde&Schwarz,FSV-30,1321.3008K30/103809,3.60

Test at TX 2402 MHz

RESULT: BT Classic Connection check					
Test Description	Lower Limit	Upper Limit	Measured	Unit	Verdict
Connection result	---	---	---	--	TCON

READ SA SETTINGS:	
RefLevel [dBm] | RefLevelOffset [dB] | InpAtt [dB]	2.03 | 0 | 20
Start [MHz] | Stop [MHz]	24530.000 | 25030.000
RBW [MHz] | VBW [MHz]	0.100000 | 0.300000
Detector | TraceMode	POS | MAXH
Sweep: Time [ms] | Count | Points per Section | Type	500 | 8 | 3001 | SWE

RESULT: TC_VM_FCC15247_TX_Emissions_Conducted_V01					
Test Description	Lower Limit	Upper Limit	Measured	Unit	Verdict
Reference @ 2402.17 MHz	---	---	-4.00	dBm	Information
No peaks detected	---	---			PASS

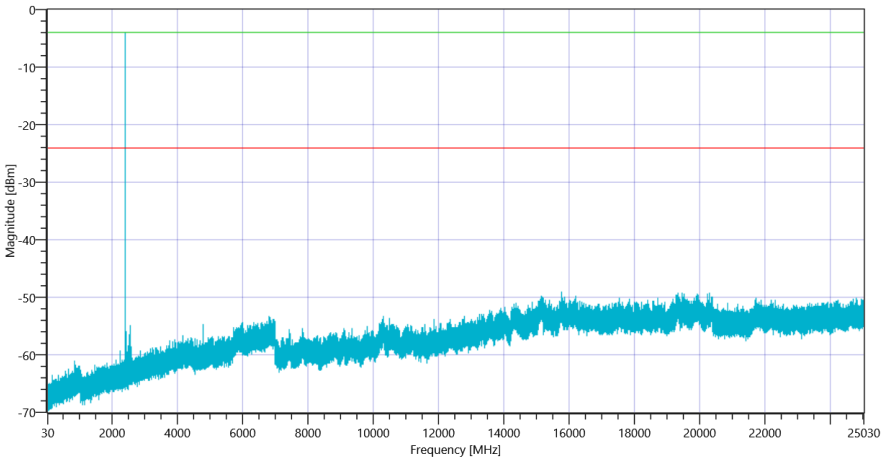

Plot_FCC Part 15.247 TX Spurious Conduced ~ BT Classic Basic rate 2402_30102019_104038.png

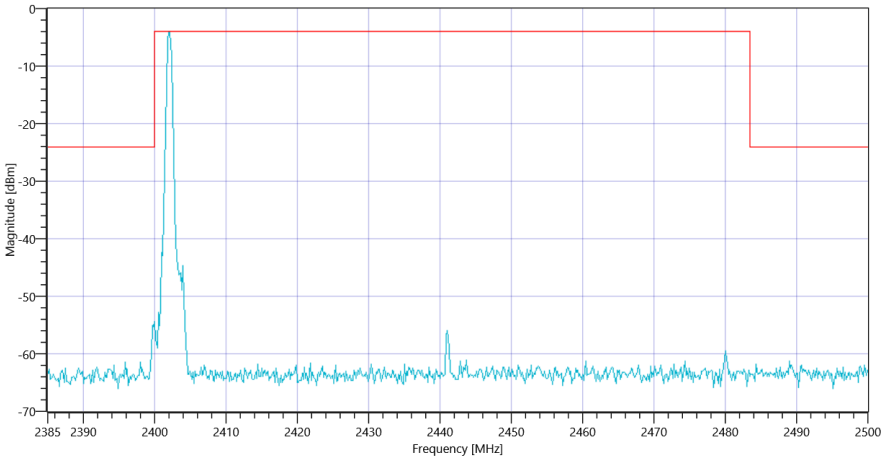

Plot_FCC Part 15.247 TX Spurious Conduced ~ BT Classic Basic rate 2402_30102019_104041.png

Test at TX 2441 MHz

RESULT: BT Classic Connection check					
Test Description	Lower Limit	Upper Limit	Measured	Unit	Verdict
Connection result	---	---	---	--	TCON

READ SA SETTINGS:	
RefLevel [dBm] | RefLevelOffset [dB] | InpAtt [dB]	3.04 | 0 | 20
Start [MHz] | Stop [MHz]	24530.000 | 25030.000
RBW [MHz] | VBW [MHz]	0.100000 | 0.300000
Detector | TraceMode	POS | MAXH
Sweep: Time [ms] | Count | Points per Section | Type	500 | 8 | 3001 | SWE

RESULT: TC_VM_FCC15247_TX_Emissions_Conducted_V01					
Test Description	Lower Limit	Upper Limit	Measured	Unit	Verdict
Reference @ 2441.00 MHz	---	---	-3.06	dBm	Information
No peaks detected	---	---			PASS

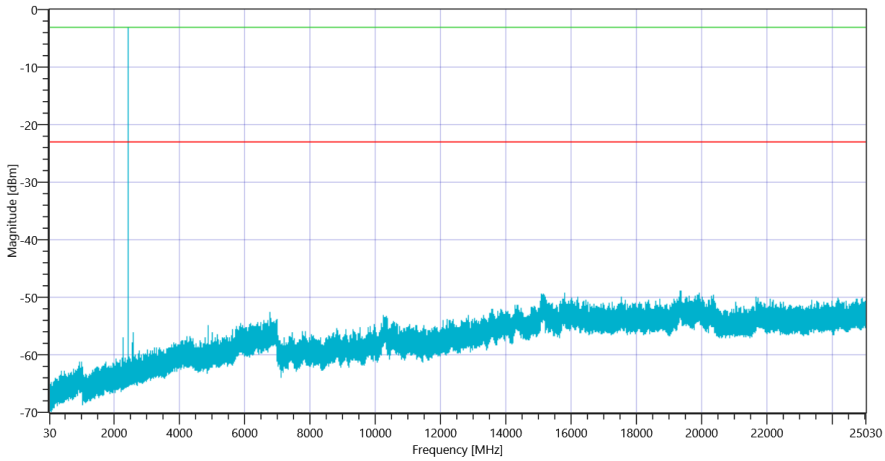

Plot_FCC Part 15.247 TX Spurious Conduced ~ BT Classic Basic rate 2441_30102019_104523.png

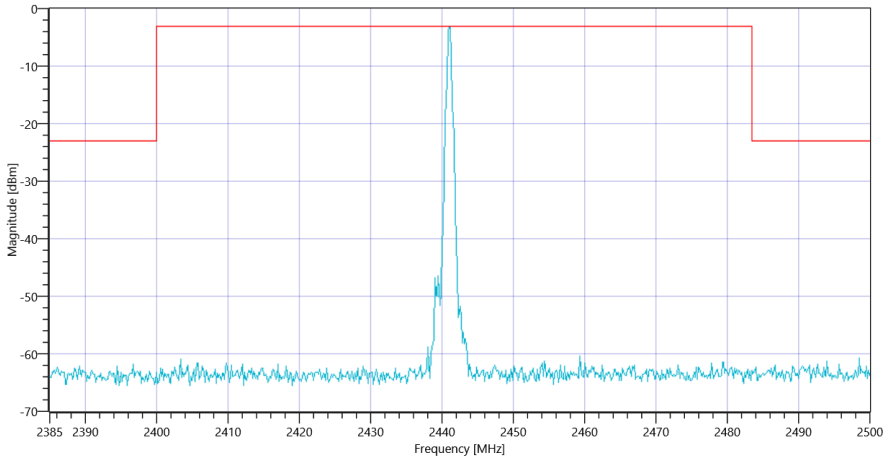

Plot_FCC Part 15.247 TX Spurious Conduced ~ BT Classic Basic rate 2441_30102019_104525.png

Test at TX 2480 MHz

RESULT: BT Classic Connection check					
Test Description	Lower Limit	Upper Limit	Measured	Unit	Verdict
Connection result	---	---	---	--	TCON

READ SA SETTINGS:	
RefLevel [dBm] | RefLevelOffset [dB] | InpAtt [dB]	3.09 | 0 | 20
Start [MHz] | Stop [MHz]	24530.000 | 25030.000
RBW [MHz] | VBW [MHz]	0.100000 | 0.300000
Detector | TraceMode	POS | MAXH
Sweep: Time [ms] | Count | Points per Section | Type	500 | 8 | 3001 | SWE

RESULT: TC_VM_FCC15247_TX_Emissions_Conducted_V01					
Test Description	Lower Limit	Upper Limit	Measured	Unit	Verdict
Reference @ 2480.00 MHz	---	---	-2.98	dBm	Information
No peaks detected	---	---			PASS

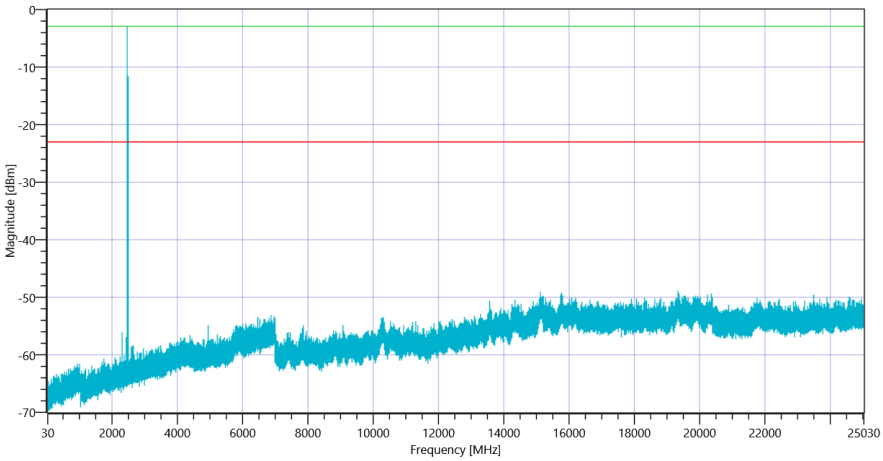

Plot_FCC Part 15.247 TX Spurious Conduced ~ BT Classic Basic rate 2480_30102019_105008.png

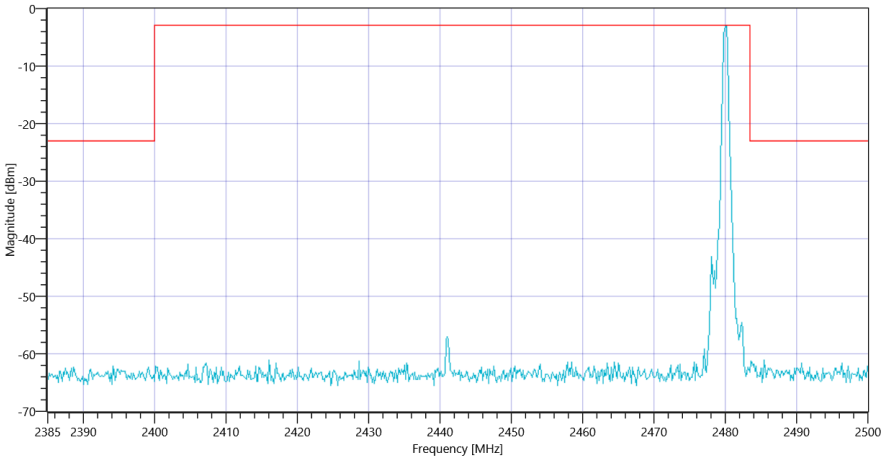

Plot_FCC Part 15.247 TX Spurious Conduced ~ BT Classic Basic rate 2480_30102019_105010.png

TEST FINISHED		
General Verdict	21.08.2019 10:50:12 / RT: 862 s	PASS

6. FCC Part 15.247 Bandwidth 99PCT-20dB ~ BT Classic Basic rate

Test References	
TC Start	21.08.2019 10:50:15
System Version	1.0.0.21
Test Specification	FCC Part 15.247
Test Method	
Class / TC Version / TC ID	TC_VM_FCC15247_Bandwidth_99PCT_20dB_DTS_FHSS_V01 Version: 0.0.2 | TCID_FCC15247_2
My Description	FCC 15.247 Bandwidth 99PCT - 20dB FHSS - BT Classic Basic Rate
Add. Information	

Test Parameter	
Technology to test	BT Classic Basic rate
Antenna Port used	1
Temperature	mid
Voltage	mid
Frequency low to test	True | Freq [MHz] 2402
Frequency mid to test	True | Freq [MHz] 2441
Frequency high to test	True | Freq [MHz] 2480
Switched Path	IUT - SignalingUnit - SpectrumAnalyzer
Devices in use	SigBT: Rohde&Schwarz,CMW,1201.0002k75/100683,3.7.70 | SA: Rohde&Schwarz,FSV-30,1321.3008K30/103809,3.60

Test at TX 2402 MHz

RESULT: BT Classic Connection check					
Test Description	Lower Limit	Upper Limit	Measured	Unit	Verdict
Connection result	---	---	---	--	TCON

READ SA SETTINGS:	
RefLevel [dBm] | RefLevelOffset [dB] | InpAtt [dB]	1.74 | 8.29 | 10
Start [MHz] | Stop [MHz]	2401.000 | 2403.000
RBW [MHz] | VBW [MHz]	0.020000 | 0.050000
Detector | TraceMode	POS | MAXH
Sweep: Time [ms] | Count | Points per Section | Type	50 | 200 | 10001 | SWE

RESULT: TC_VM_FCC15247_Bandwidth_99PCT_20dB_DTS_FHSS_V01					
Test Description	Lower Limit	Upper Limit	Measured	Unit	Verdict
Bandwidth 99%	---	---	858	kHz	Information
T1 99%	2400.000000	---	2401.5640	MHz	PASS
T2 99%	---	2483.500000	2402.4216	MHz	PASS

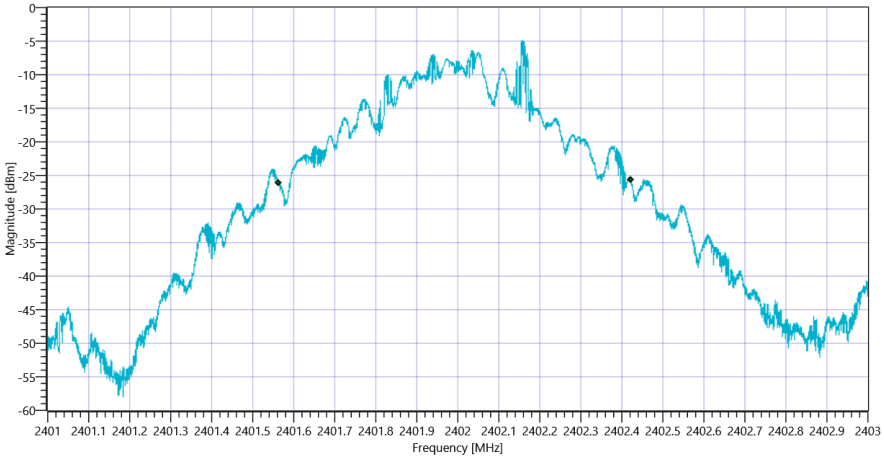

Plot_FCC Part 15.247 Bandwidth 99PCT-20dB ~ BT Classic Basic rate 99PCT_30102019_105046.png

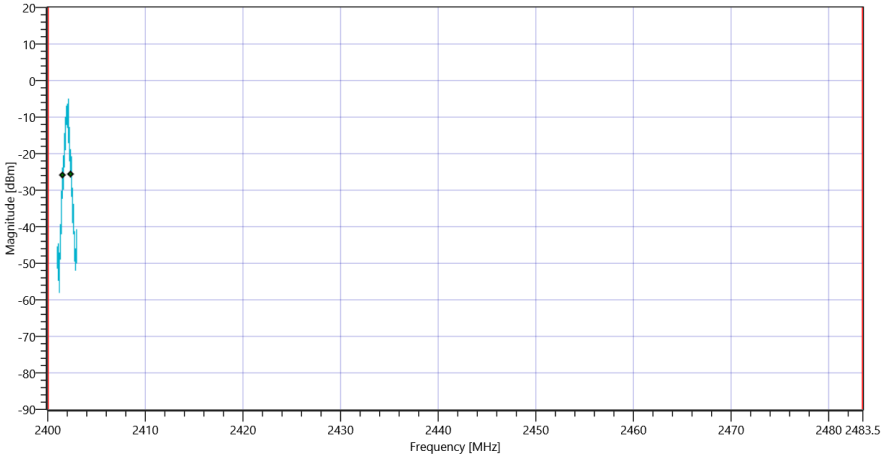

Plot_FCC Part 15.247 Bandwidth 99PCT-20dB ~ BT Classic Basic rate_30102019_105049.png

RESULT: TC_VM_FCC15247_Bandwidth_99PCT_20dB_DTS_FHSS_V01					
Test Description	Lower Limit	Upper Limit	Measured	Unit	Verdict
Bandwidth 20dB	---	---	867	kHz	Information
T1 20dB	2400.000000	---	2401.5414	MHz	PASS

T2 20dB	---	2483.500000	2402.4084	MHz	PASS

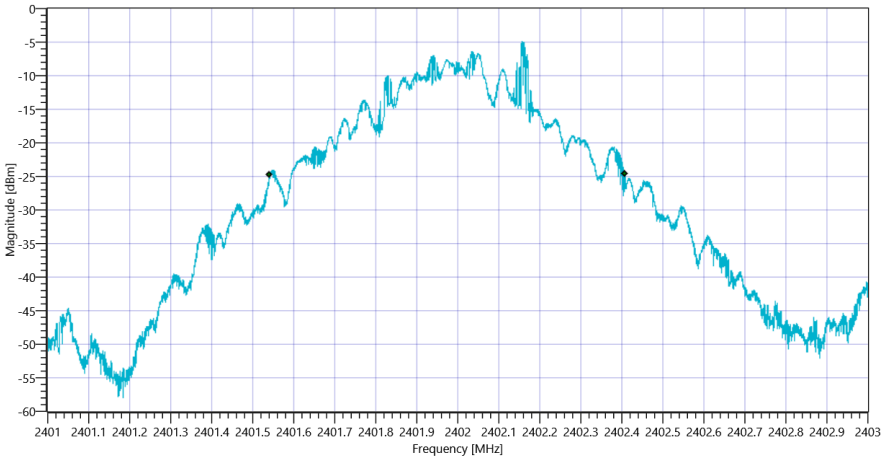

Plot_FCC Part 15.247 Bandwidth 99PCT-20dB ~ BT Classic Basic rate 20dB_30102019_105053.png

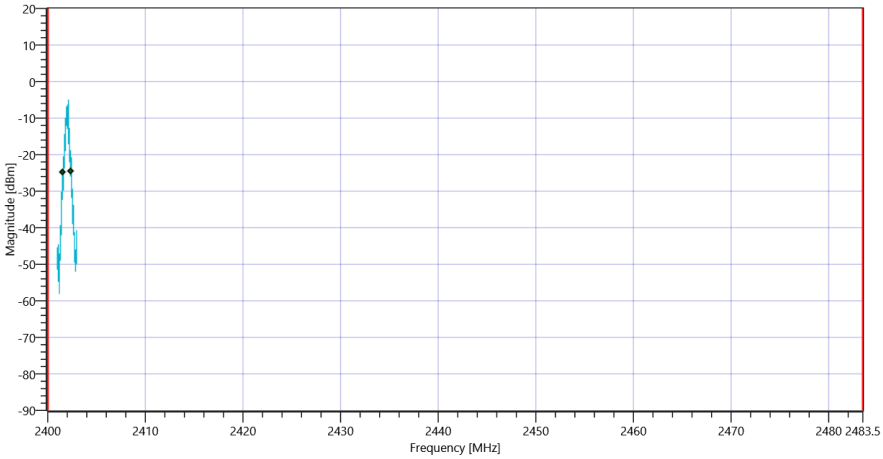

Plot_FCC Part 15.247 Bandwidth 99PCT-20dB ~ BT Classic Basic rate_30102019_105056.png

Test at TX 2441 MHz

RESULT: BT Classic Connection check					
Test Description	Lower Limit	Upper Limit	Measured	Unit	Verdict
Connection result	---	---	---	--	TCON

READ SA SETTINGS:	
RefLevel [dBm] | RefLevelOffset [dB] | InpAtt [dB]	2.86 | 8.41 | 10
Start [MHz] | Stop [MHz]	2440.000 | 2442.000
RBW [MHz] | VBW [MHz]	0.020000 | 0.050000
Detector | TraceMode	POS | MAXH
Sweep: Time [ms] | Count | Points per Section | Type	50 | 200 | 10001 | SWE

RESULT: TC_VM_FCC15247_Bandwidth_99PCT_20dB_DTS_FHSS_V01					
Test Description	Lower Limit	Upper Limit	Measured	Unit	Verdict
Bandwidth 99%	---	---	858	kHz	Information
T1 99%	2400.000000	---	2440.5552	MHz	PASS
T2 99%	---	2483.500000	2441.4136	MHz	PASS

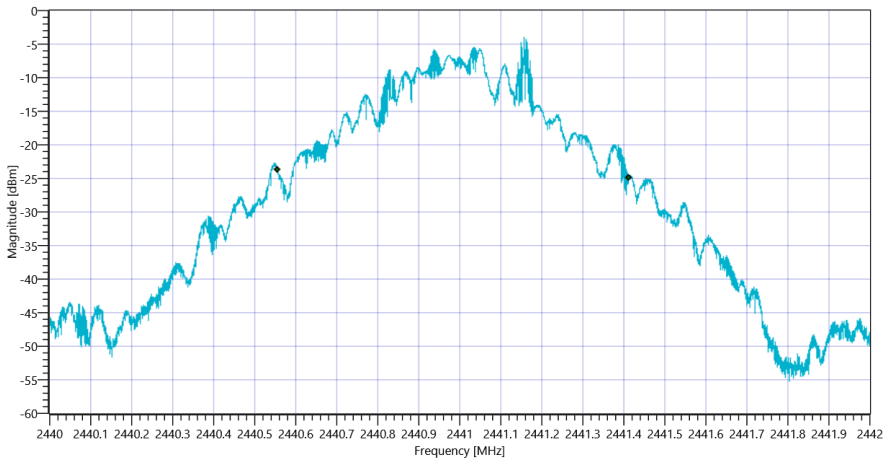

Plot_FCC Part 15.247 Bandwidth 99PCT-20dB ~ BT Classic Basic rate 99PCT_30102019_105121.png

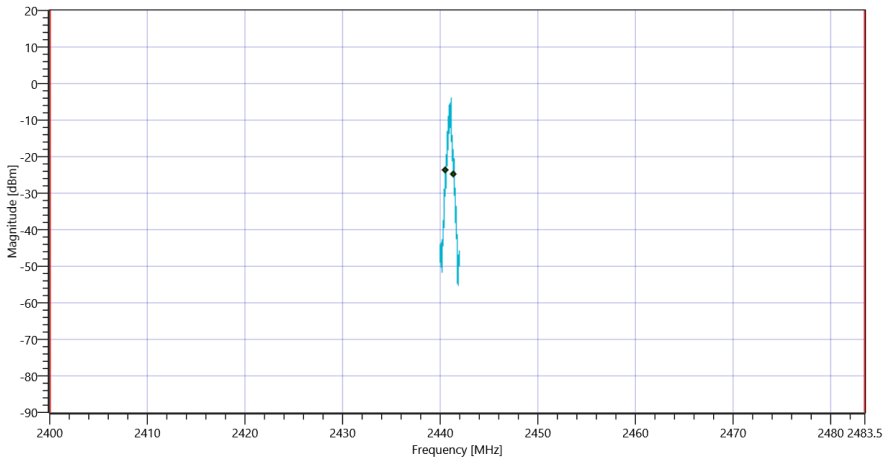

Plot_FCC Part 15.247 Bandwidth 99PCT-20dB ~ BT Classic Basic rate_30102019_105123.png

RESULT: TC_VM_FCC15247_Bandwidth_99PCT_20dB_DTS_FHSS_V01					
Test Description	Lower Limit	Upper Limit	Measured	Unit	Verdict
Bandwidth 20dB	---	---	867	kHz	Information
T1 20dB	2400.000000	---	2440.5402	MHz	PASS

T2 20dB	---	2483.500000	2441.4076	MHz	PASS

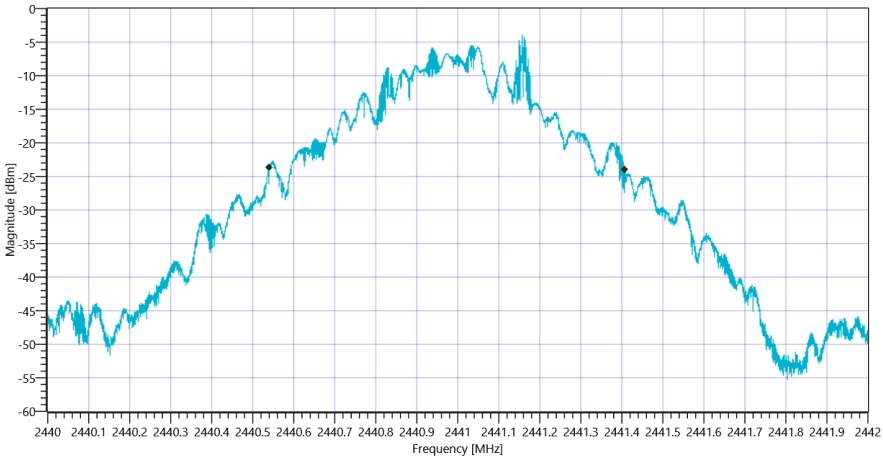

Plot_FCC Part 15.247 Bandwidth 99PCT-20dB ~ BT Classic Basic rate 20dB_30102019_105127.png

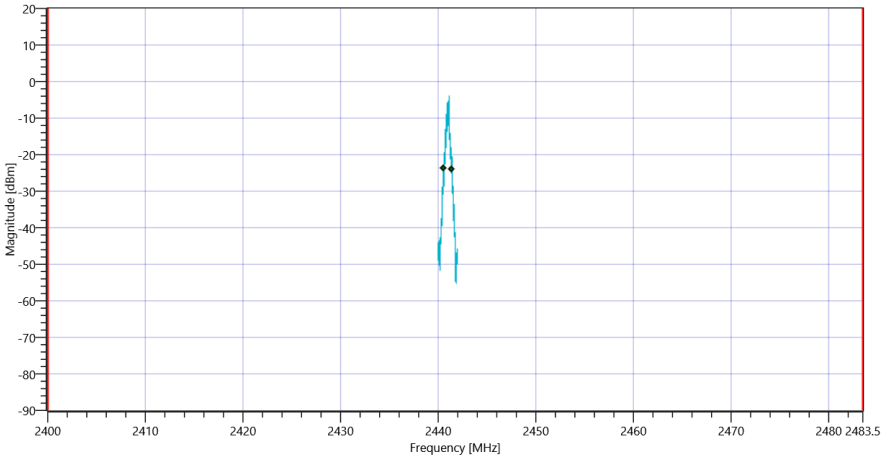

Plot_FCC Part 15.247 Bandwidth 99PCT-20dB ~ BT Classic Basic rate_30102019_105130.png

Test at TX 2480 MHz

RESULT: BT Classic Connection check					
Test Description	Lower Limit	Upper Limit	Measured	Unit	Verdict
Connection result	---	---	---	--	TCON

READ SA SETTINGS:	
RefLevel [dBm] | RefLevelOffset [dB] | InpAtt [dB]	2.86 | 8.46 | 10
Start [MHz] | Stop [MHz]	2479.000 | 2481.000
RBW [MHz] | VBW [MHz]	0.020000 | 0.050000
Detector | TraceMode	POS | MAXH
Sweep: Time [ms] | Count | Points per Section | Type	50 | 200 | 10001 | SWE

RESULT: TC_VM_FCC15247_Bandwidth_99PCT_20dB_DTS_FHSS_V01					
Test Description	Lower Limit	Upper Limit	Measured	Unit	Verdict
Bandwidth 99%	---	---	860	kHz	Information
T1 99%	2400.000000	---	2479.5544	MHz	PASS
T2 99%	---	2483.500000	2480.4146	MHz	PASS

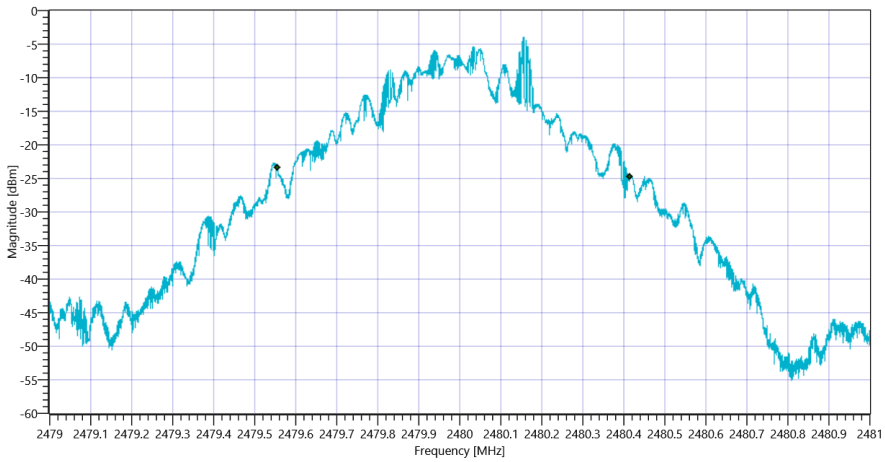

Plot_FCC Part 15.247 Bandwidth 99PCT-20dB ~ BT Classic Basic rate 99PCT_30102019_105156.png

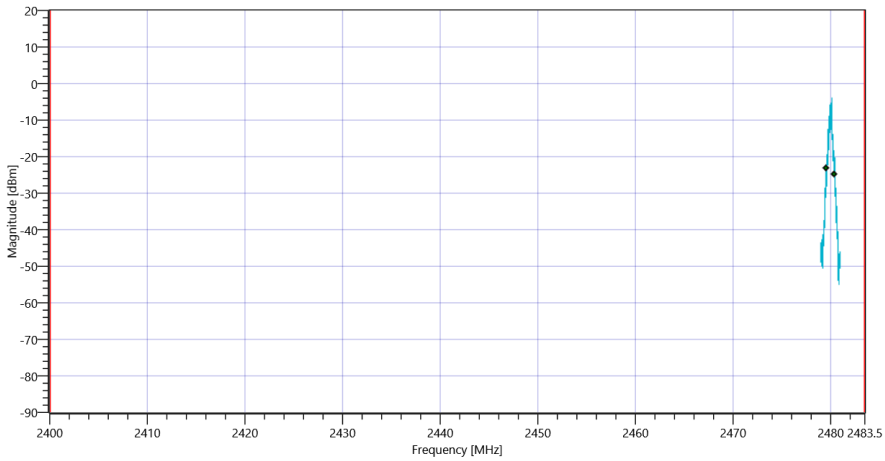

Plot_FCC Part 15.247 Bandwidth 99PCT-20dB ~ BT Classic Basic rate_30102019_105159.png

RESULT: TC_VM_FCC15247_Bandwidth_99PCT_20dB_DTS_FHSS_V01					
Test Description	Lower Limit	Upper Limit	Measured	Unit	Verdict
Bandwidth 20dB	---	---	867	kHz	Information
T1 20dB	2400.000000	---	2479.5392	MHz	PASS

T2 20dB	---	2483.500000	2480.4062	MHz	PASS

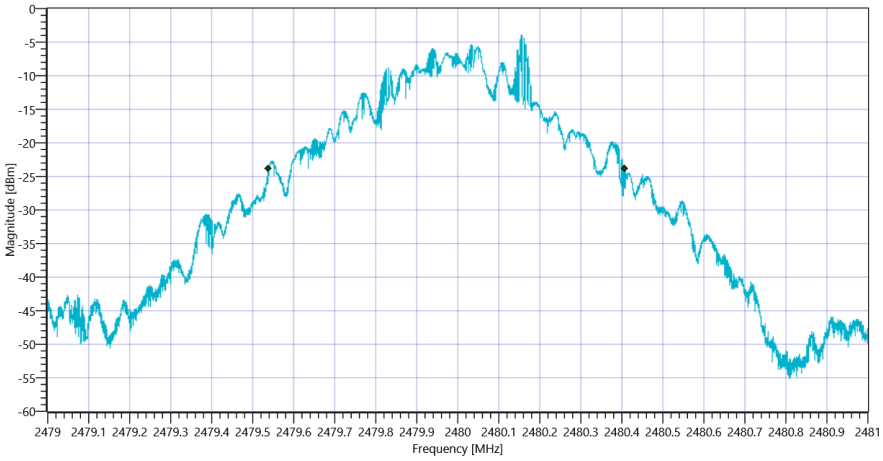

Plot_FCC Part 15.247 Bandwidth 99PCT-20dB ~ BT Classic Basic rate 20dB_30102019_105203.png

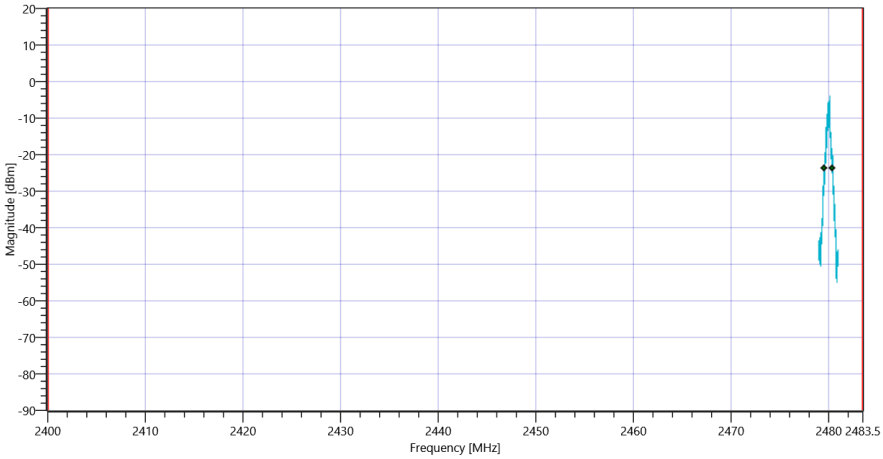

Plot_FCC Part 15.247 Bandwidth 99PCT-20dB ~ BT Classic Basic rate_30102019_105206.png

TEST FINISHED		
General Verdict	21.08.2019 10:52:06 / RT: 110 s	PASS

- END OF DOCUMENT -