Annex 3: Test setup photographs to Test Report 19-1-0142201T08a

Number of pages:	6	**Date of Report:**	2020-Feb-14
Testing company:	CETECOM GmbH Im Teelbruch 116 45219 Essen Germany Tel. + 49 (0) 20 54 / 95 19-0 Fax: + 49 (0) 20 54 / 95 19-150	**Applicant:**	GROHE AG Industriepark Edelburg 58675, Hemer Germany
Test Object / Tested Device(s):	**Remote Control, Rainshower 310 SmartConnect (26646)**		
Listing FCC ID:	WFK-RCBT001	**ISED:**	7787A-RCBT001
Testing has been carried out in accordance with:	**Title 47 CFR, Chapter I** **FCC Regulations, Subchapter A** Subpart C: §15.247 (DTS) , **RSS-247, Issue 2 (DTS)** **RSS-Gen., Issue 5**		

The test results relate only to the individual items which have been tested. This report shall not be reproduced in parts without the written approval of the testing laboratory © Copyright: All rights reserved by CETECOM

1 Test setup photographs

1.1 Radiated interference field strength above 1 GHz



Photograph 1: EUT Test Setup in the fully anechoic chamber (overall view)



Photograph 2: EUT Test Setup in the fully anechoic chamber (close view)

1.2 Radiated interference field strength from 30 MHz to 1 GHz



Photograph 3: EUT Test Setup in the semi anechoic chamber (overall view)



Photograph 4: EUT Test Setup in the semi anechoic chamber (close view)

1.3 Radiated interference field strength from 9 KHz to 30 MHz



Photograph 5: EUT Setup in the Semi anechoic chamber (overall view)



Photograph 6: EUT Setup in the Semi anechoic chamber (close view)

1.4 Conducted Measurement



Photograph 7: EUT Setup Conducted output power

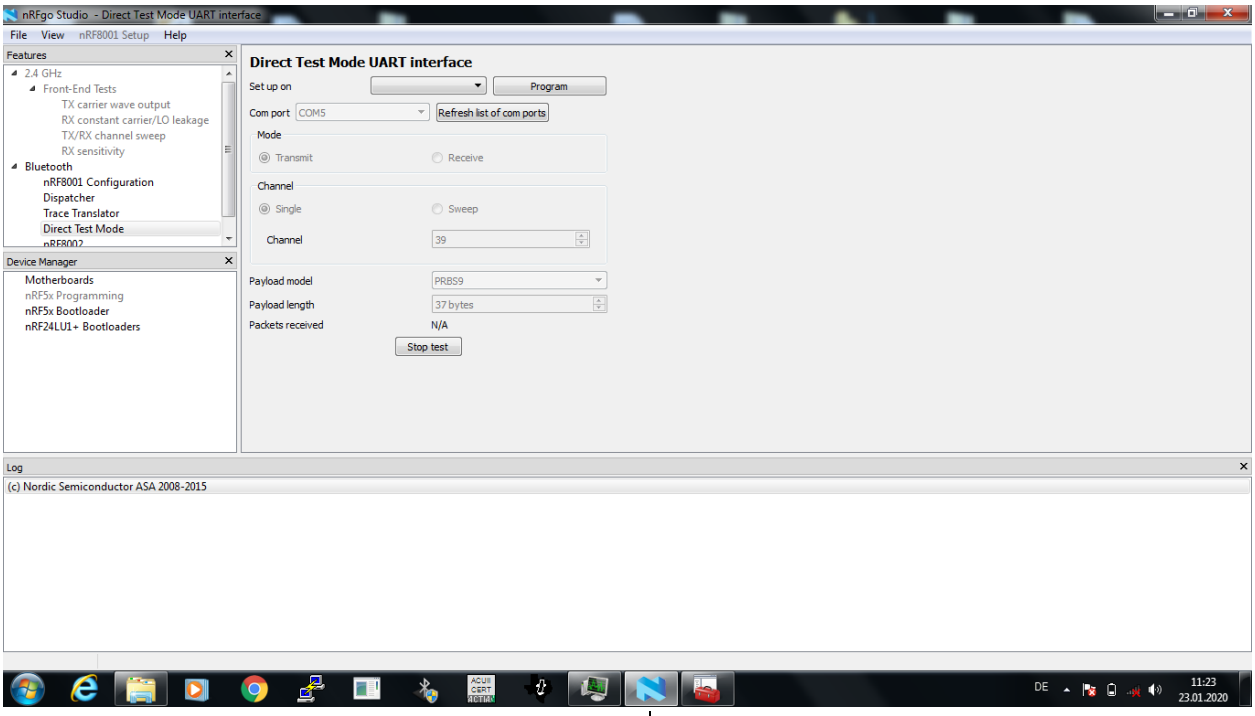

Photograph 8: Test Software used

End Of Annex 3