11A_5825

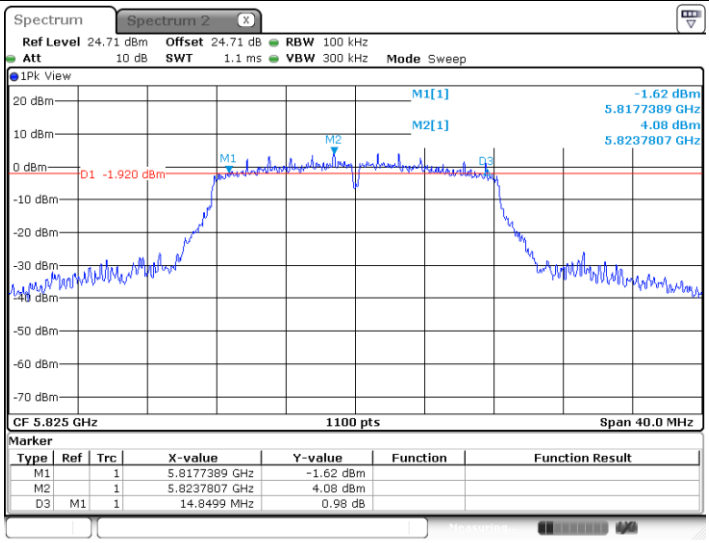

Date: 24.JUN.2025 10:08:03

11AC20SISO_5745

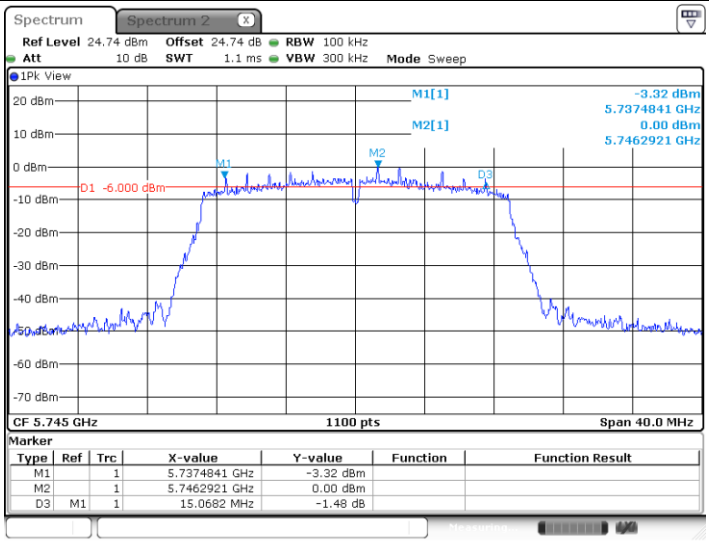

Date: 24.JUN.2025 10:16:35

11AC20SISO_5785

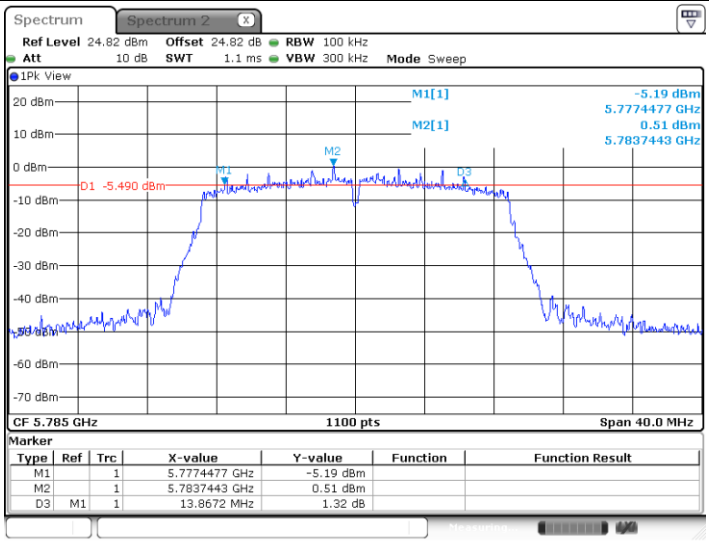

Date: 24.JUN.2025 10:17:17

11AC20SISO_5825

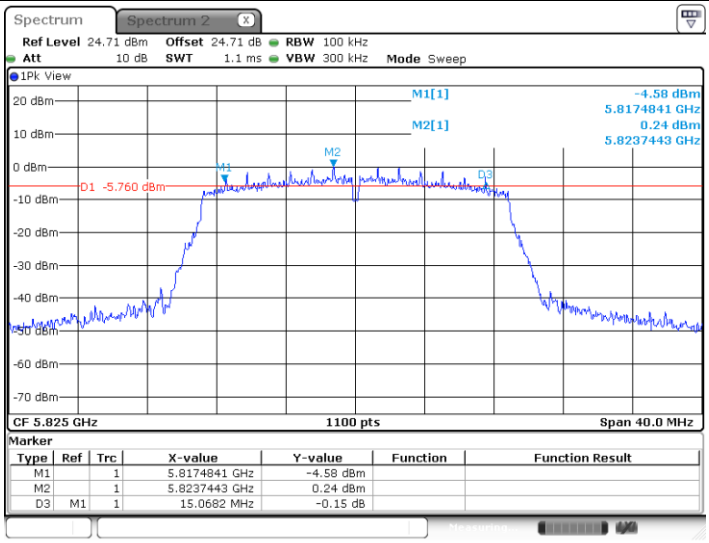

Date: 24.JUN.2025 10:18:00

11AC40SISO_5755

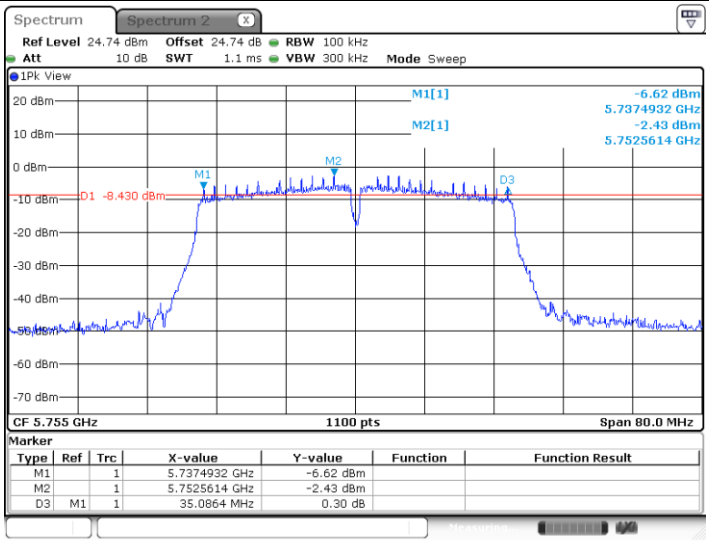

Date: 24.JUN.2025 10:24:20

11AC40SISO_5795

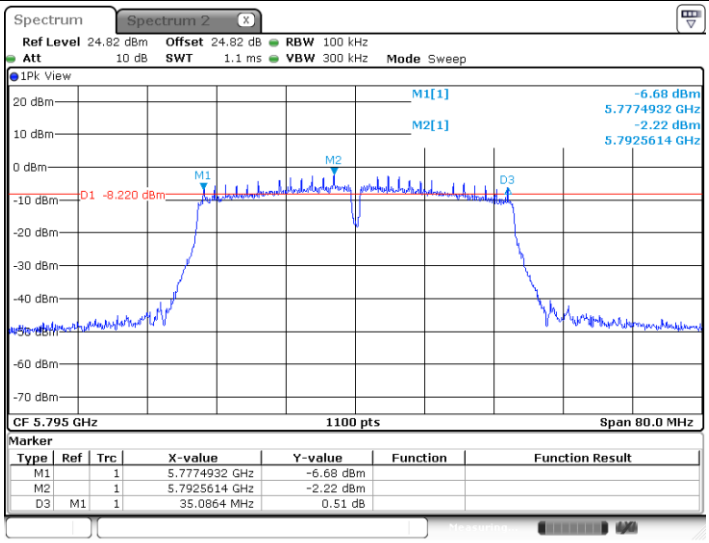

Date: 24.JUN.2025 10:25:04

11AC80SISO_5775

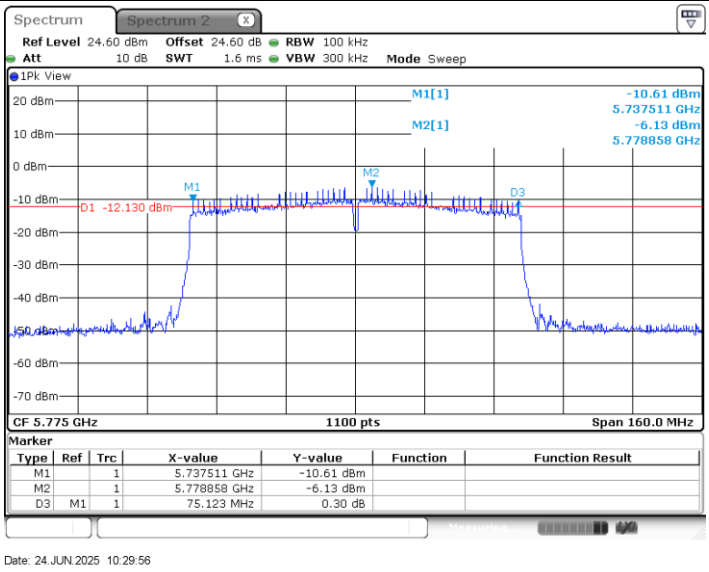

Maximum power spectral density

Test Result

TestMode	Antenna	Freq(MHz)	Result [dBm/MHz]	Limit[dBm/MHz]	Verdict
11A	Ant1	5180	4.63	≤11.00	PASS
		5220	4.52	≤11.00	PASS
		5240	4.36	≤11.00	PASS
		5260	4.21	≤11.00	PASS
		5300	4.7	≤11.00	PASS
		5320	4.36	≤11.00	PASS
		5500	4.29	≤11.00	PASS
		5580	4.32	≤11.00	PASS
		5700	4.24	≤11.00	PASS
		5745	1.56	≤30.00	PASS
		5785	1.8	≤30.00	PASS
		5825	1.46	≤30.00	PASS
11AC20SISO	Ant1	5180	0.08	≤11.00	PASS
		5220	0.09	≤11.00	PASS
		5240	0.03	≤11.00	PASS
		5260	-0.35	≤11.00	PASS
		5300	-0.02	≤11.00	PASS
		5320	-0.17	≤11.00	PASS
		5500	0	≤11.00	PASS
		5580	-0.19	≤11.00	PASS
		5700	-0.36	≤11.00	PASS
		5745	-2.99	≤30.00	PASS
		5785	-2.69	≤30.00	PASS
		5825	-2.8	≤30.00	PASS
11AC40SISO	Ant1	5190	-2.74	≤11.00	PASS
		5230	-2.86	≤11.00	PASS
		5270	-3.18	≤11.00	PASS
		5310	-2.79	≤11.00	PASS
		5510	-2.71	≤11.00	PASS
		5550	-2.84	≤11.00	PASS
		5670	-2.94	≤11.00	PASS
		5755	-5.87	≤30.00	PASS
		5795	-5.9	≤30.00	PASS
11AC80SISO	Ant1	5210	-6.91	≤11.00	PASS
		5290	-6.94	≤11.00	PASS
		5530	-7.16	≤11.00	PASS
		5775	-10	≤30.00	PASS

Note：1.The Result and Limit Unit is dBm/500 kHz in the band 5.725–5.85 GHz.

2.The Duty Cycle Factor and is compensated in the graph.

Test Graphs

11A_Ant1_5180

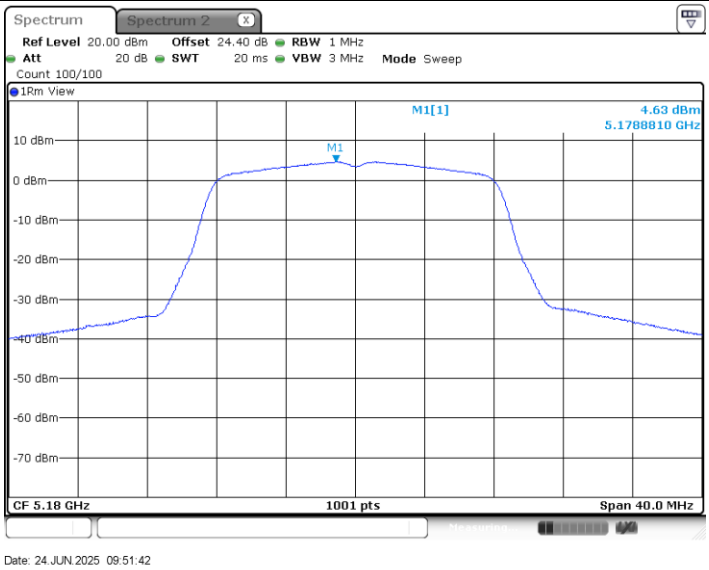

11A_Ant1_5220

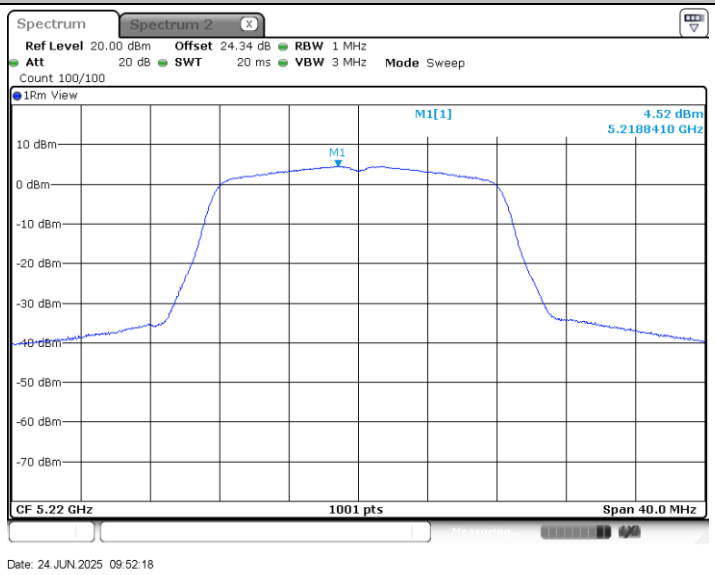

11A_Ant1_5240

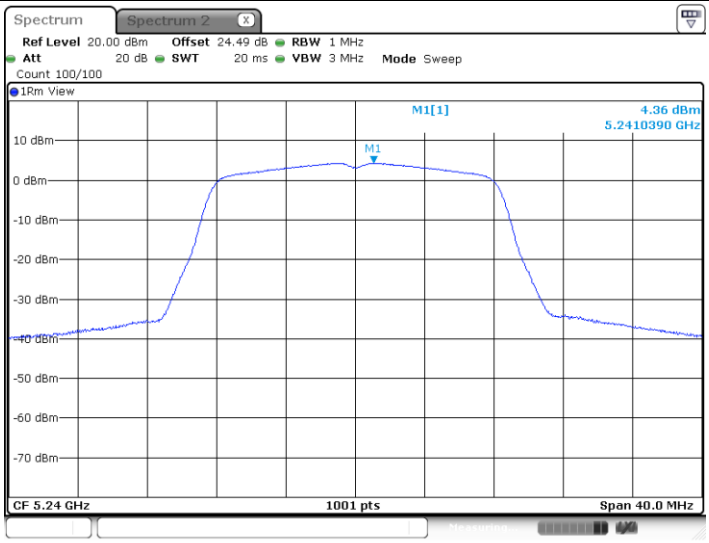

Date: 24.JUN.2025 09:52:54

11A_Ant1_5260

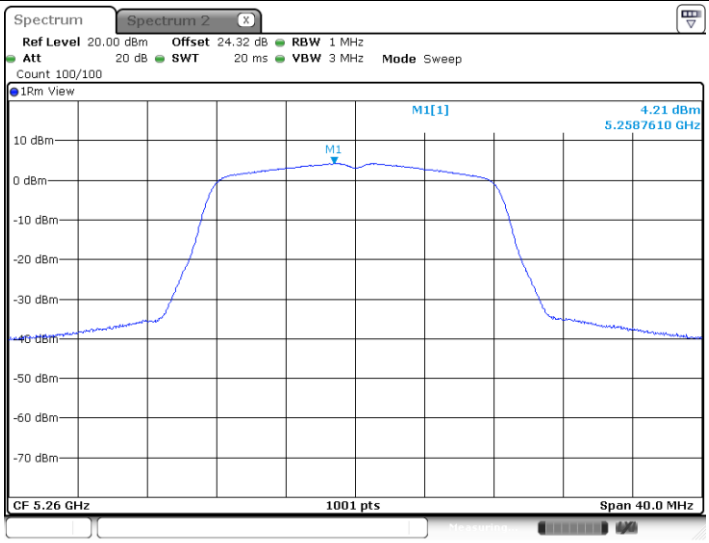

Date: 24.JUN.2025 09:53:32

11A_Ant1_5300

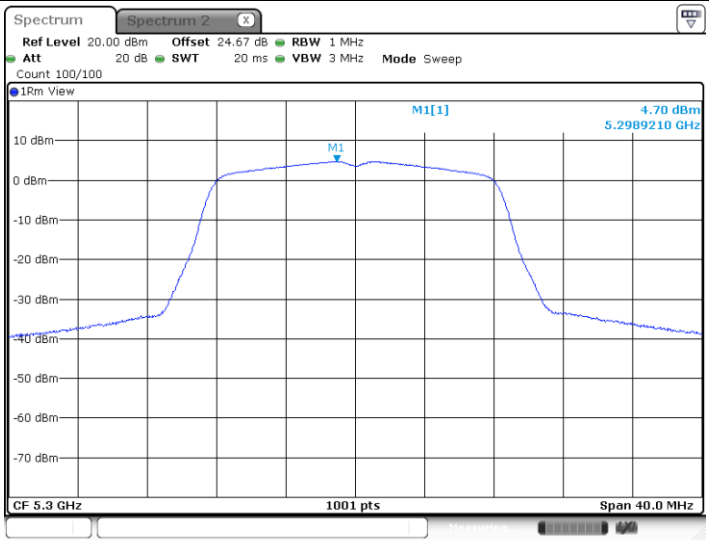

Date: 24.JUN.2025 09:54:08

11A_Ant1_5320

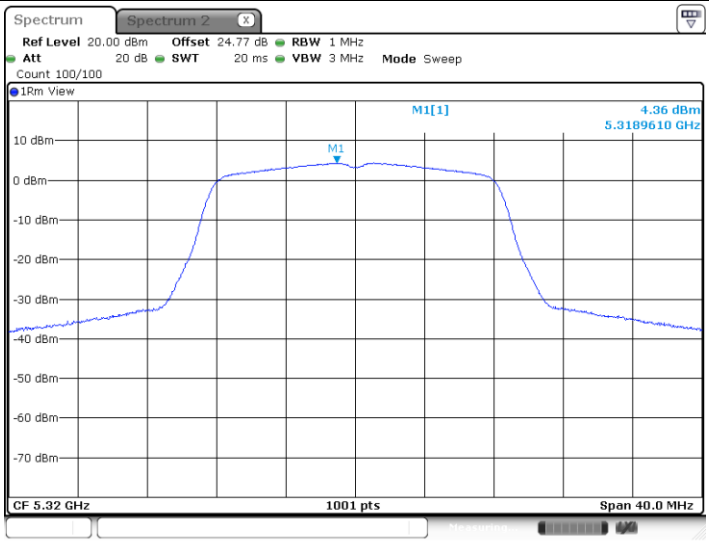

Date: 24.JUN.2025 09:54:47

11A_Ant1_5500

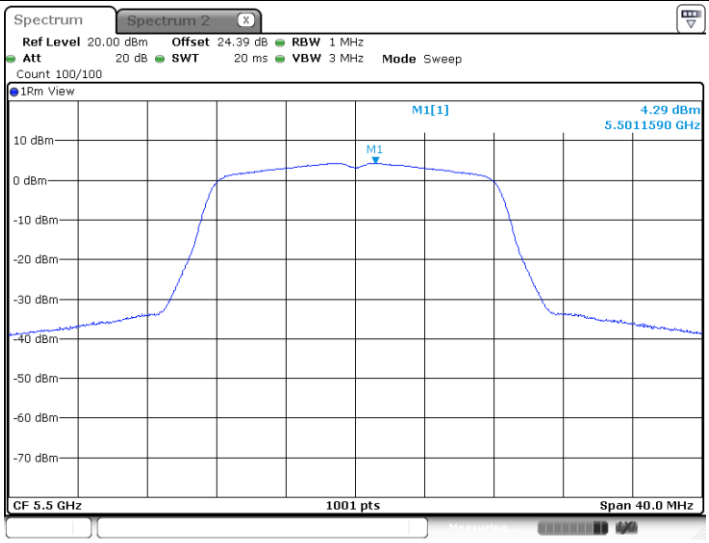

Date: 24.JUN.2025 09:55:21

11A_Ant1_5580

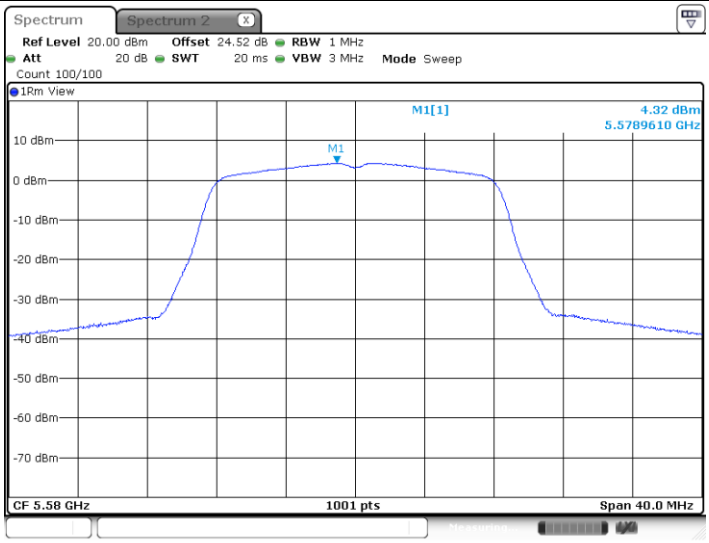

Date: 24.JUN.2025 09:56:05

11A_Ant1_5700

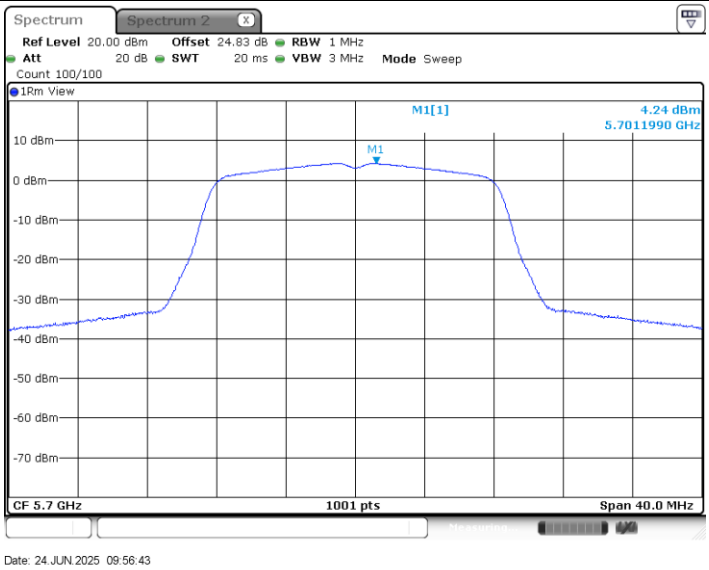

11A_Ant1_5745

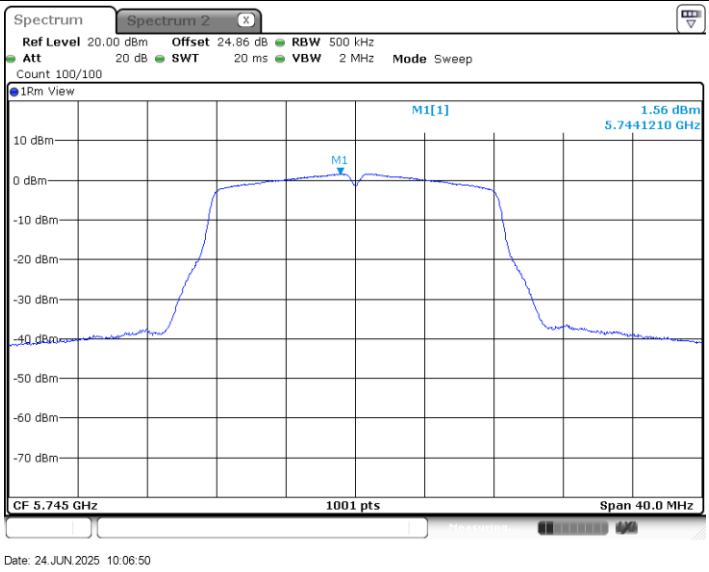

11A_Ant1_5785

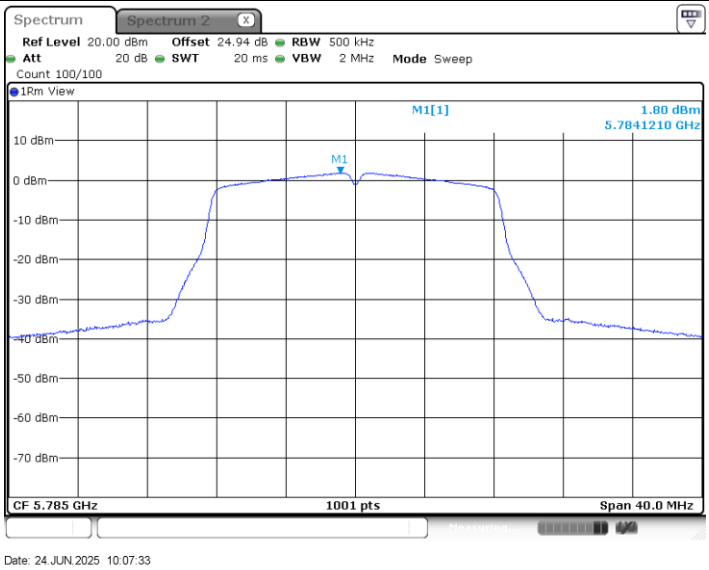

11A_Ant1_5825

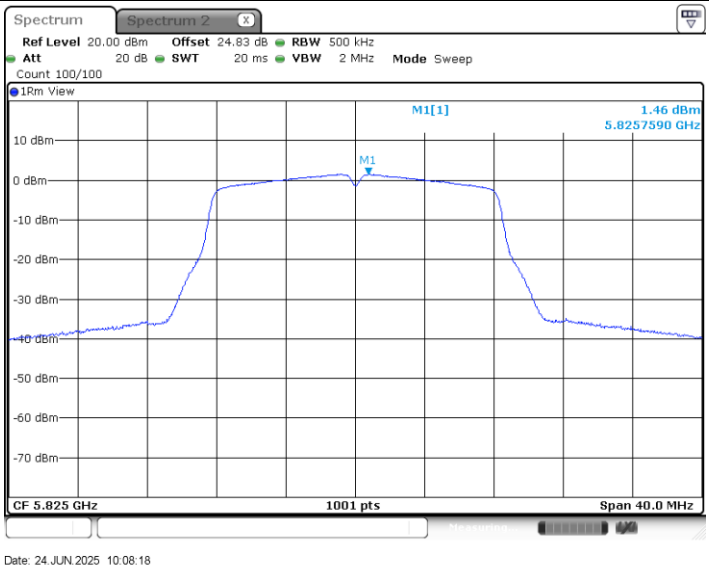

11AC20SISO_Ant1_5180

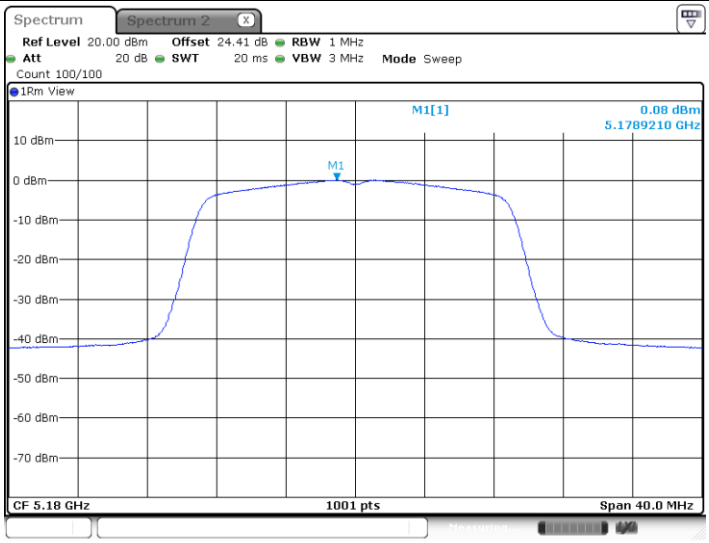

11AC20SISO_Ant1_5220

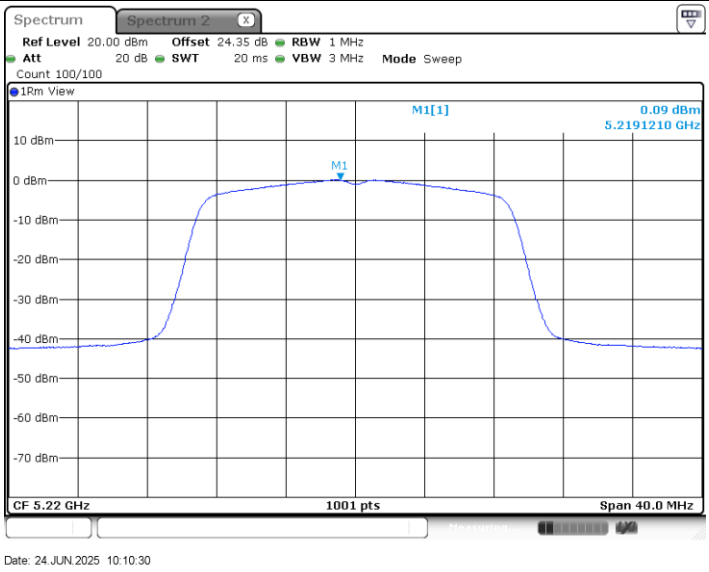

11AC20SISO_Ant1_5240

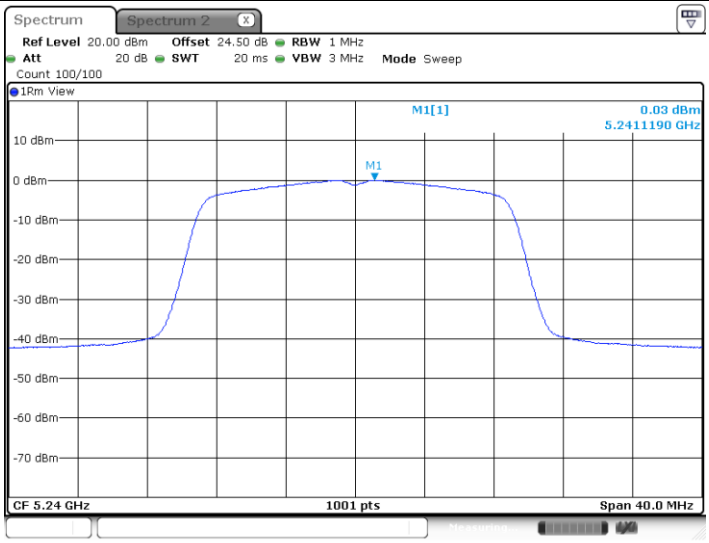

Date: 24.JUN.2025 10:11:07

11AC20SISO_Ant1_5260

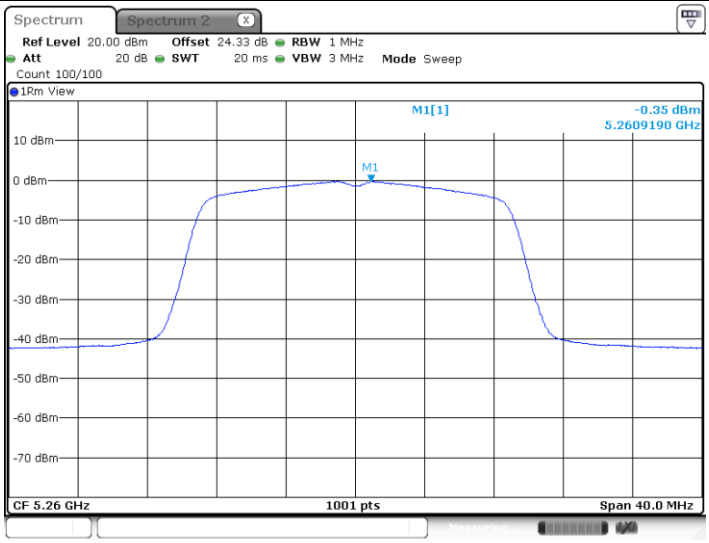

Date: 24.JUN.2025 10:11:44

11AC20SISO_Ant1_5300

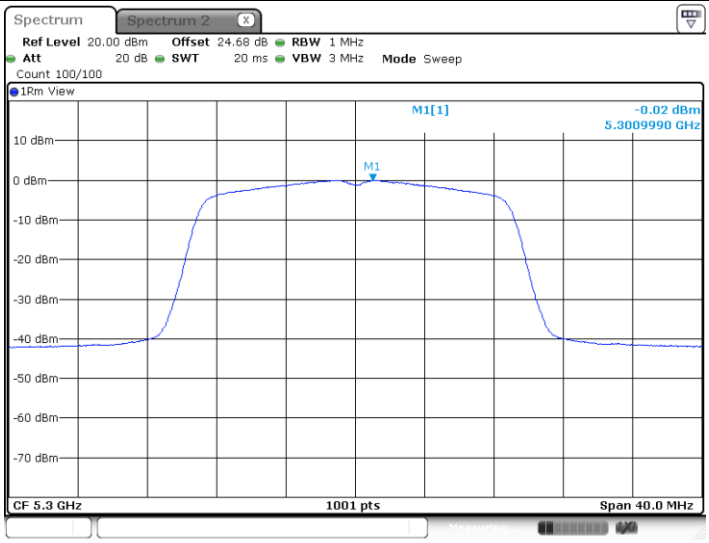

Date: 24.JUN.2025 10:12:22

11AC20SISO_Ant1_5320

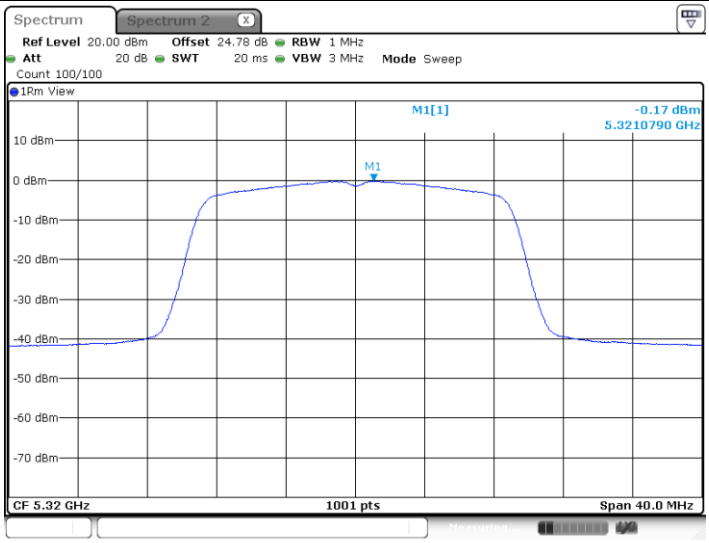

Date: 24.JUN.2025 10:12:57

11AC20SISO_Ant1_5500

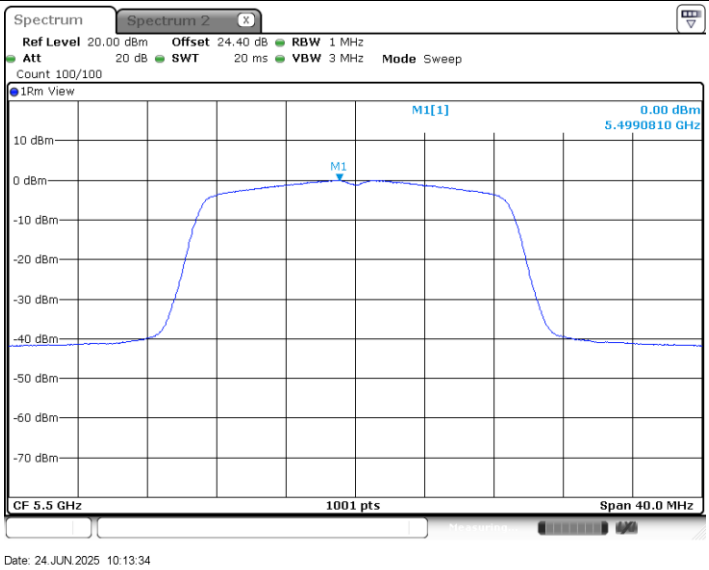

11AC20SISO_Ant1_5580

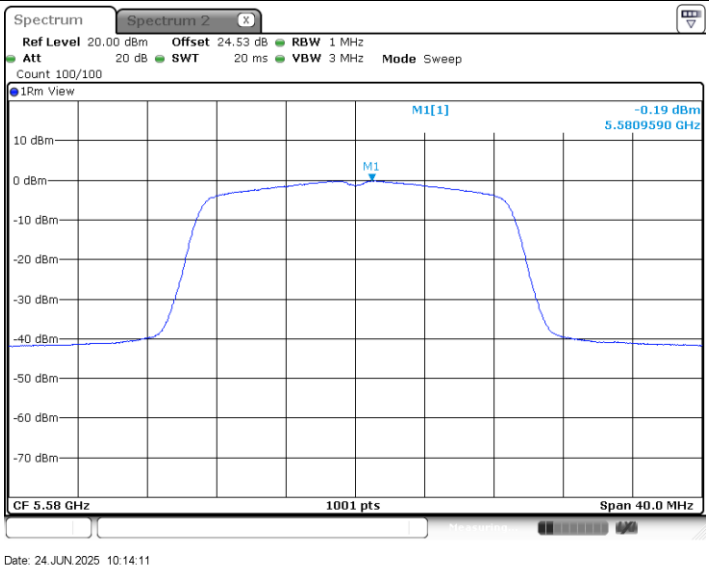

11AC20SISO_Ant1_5700

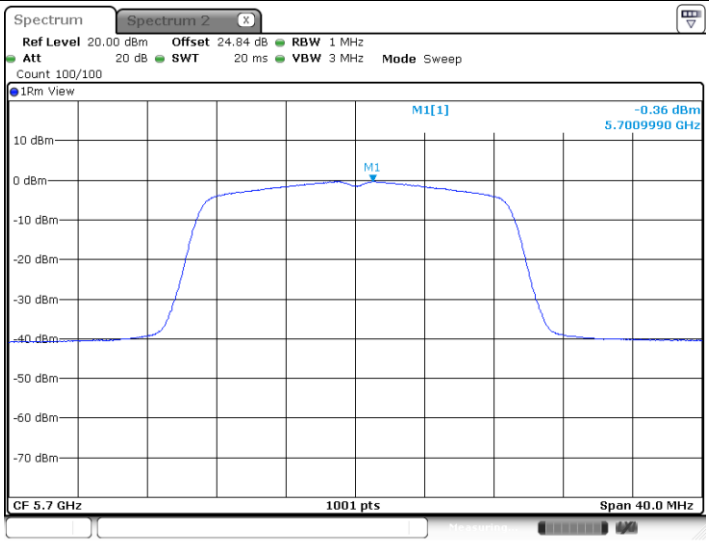

Date: 24.JUN.2025 10:15:21

11AC20SISO_Ant1_5745

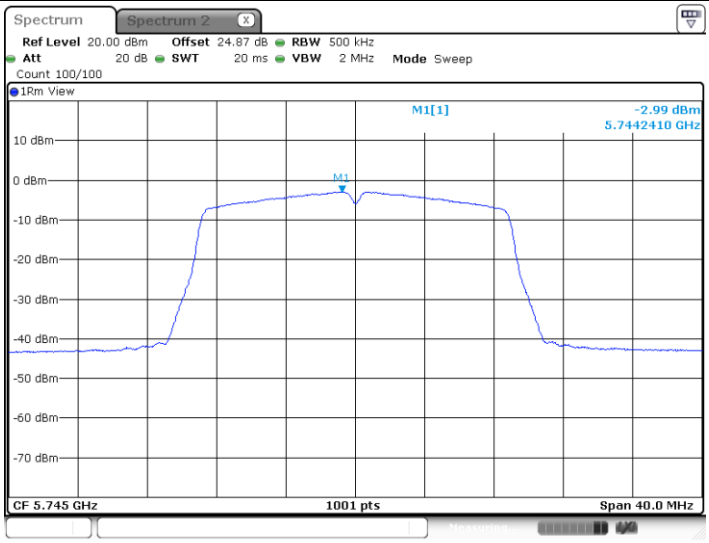

Date: 24.JUN.2025 10:16:51

11AC20SISO_Ant1_5785

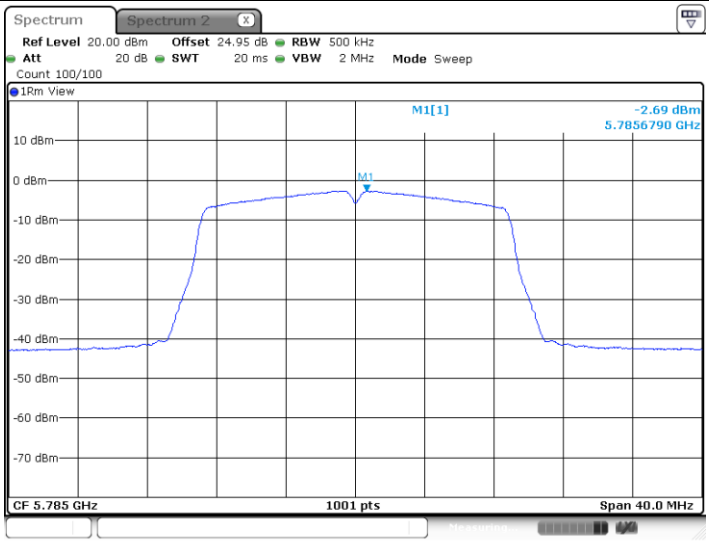

Date: 24.JUN.2025 10:17:33

11AC20SISO_Ant1_5825

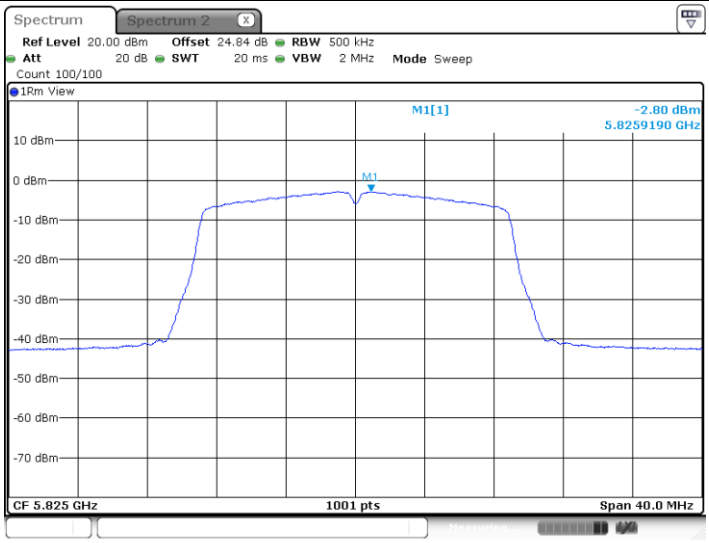

Date: 24.JUN.2025 10:18:15

11AC40SISO_Ant1_5190

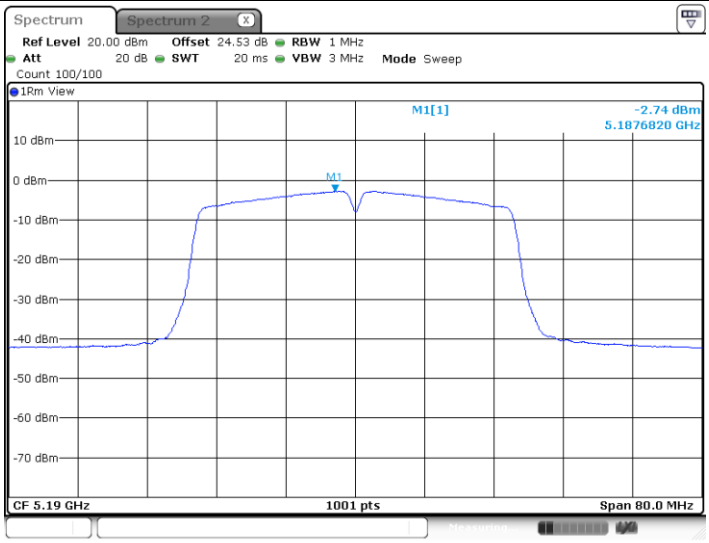

Date: 24.JUN.2025 10:19:16

11AC40SISO_Ant1_5230

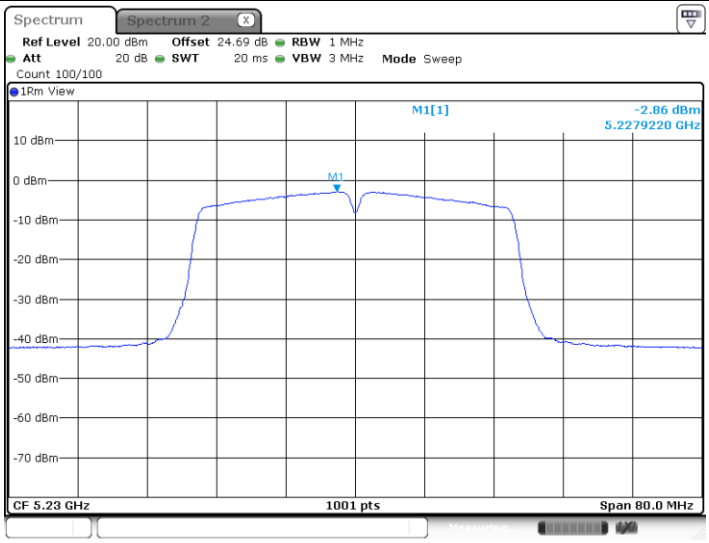

Date: 24.JUN.2025 10:19:52

11AC40SISO_Ant1_5270

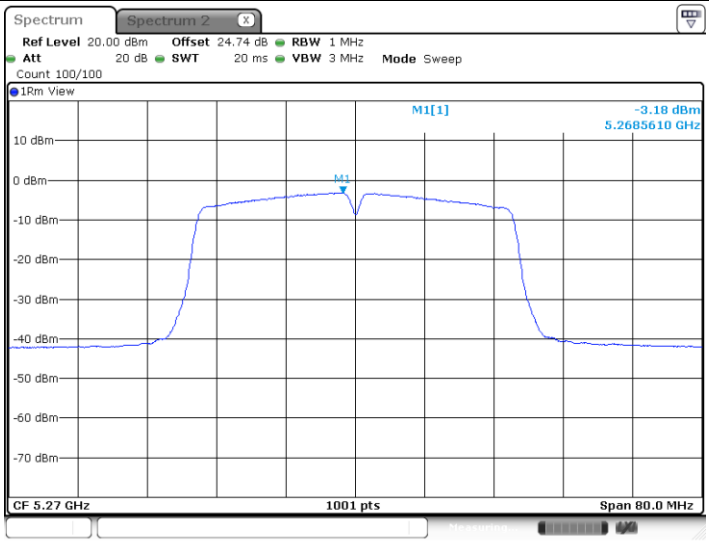

Date: 24.JUN.2025 10:20:30

11AC40SISO_Ant1_5310

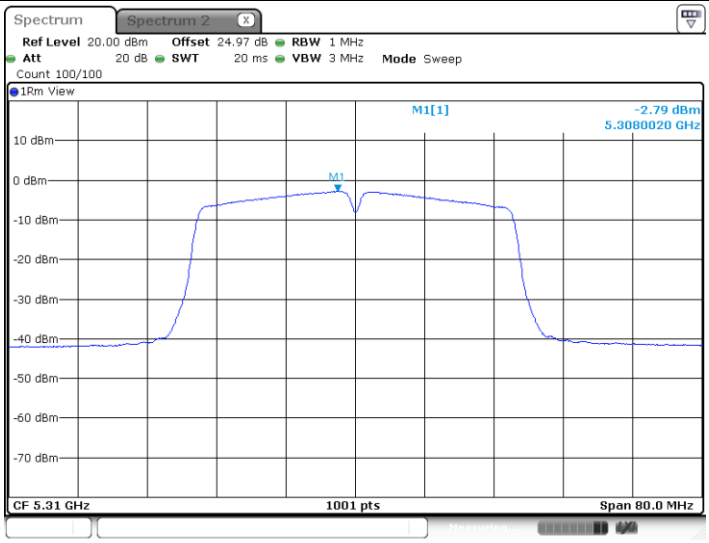

Date: 24.JUN.2025 10:21:09

11AC40SISO_Ant1_5510

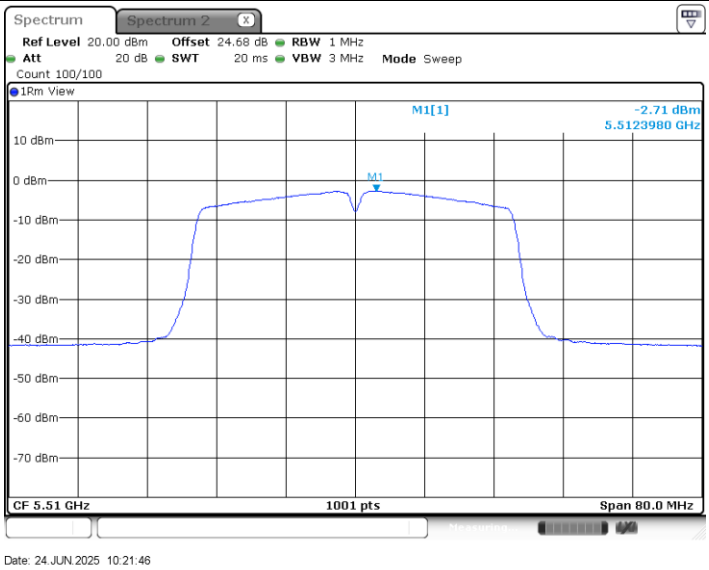

11AC40SISO_Ant1_5550

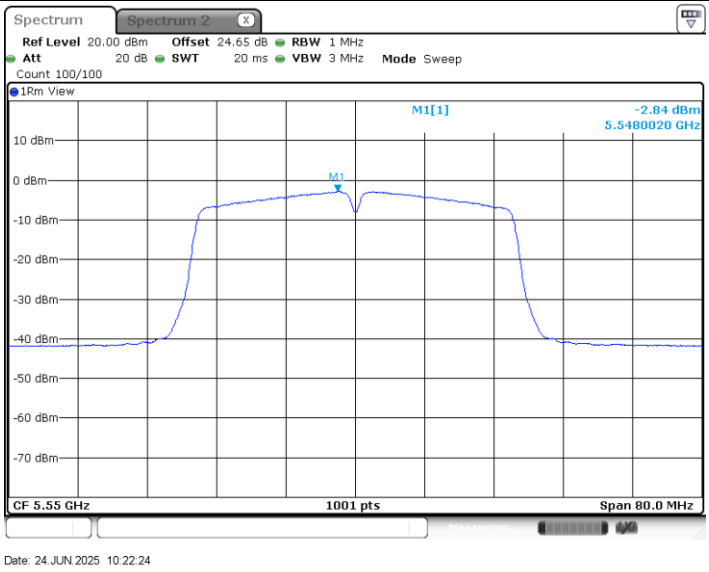

11AC40SISO_Ant1_5670

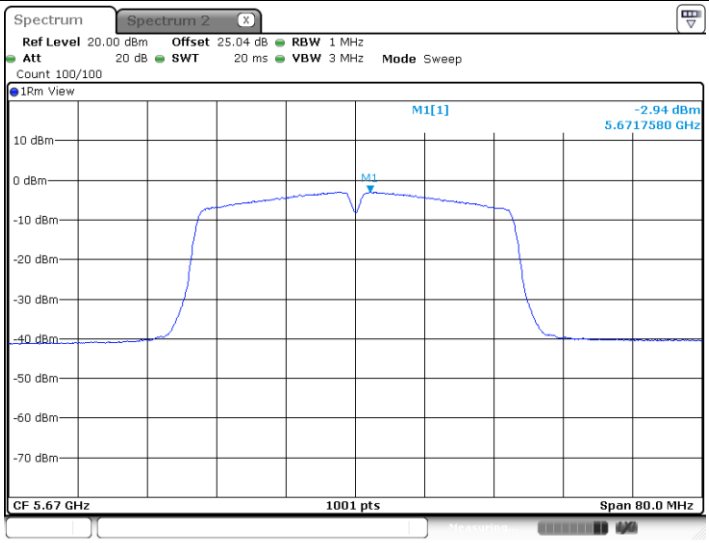

Date: 24.JUN.2025 10:22:58

11AC40SISO_Ant1_5755

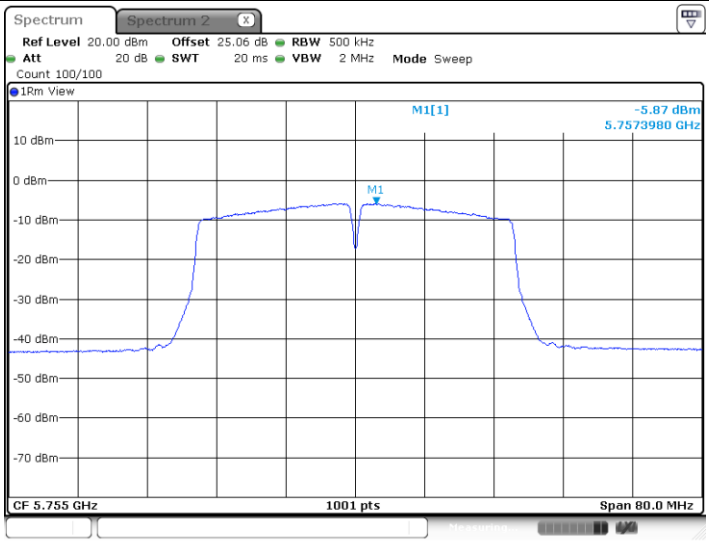

Date: 24.JUN.2025 10:24:36

11AC40SISO_Ant1_5795

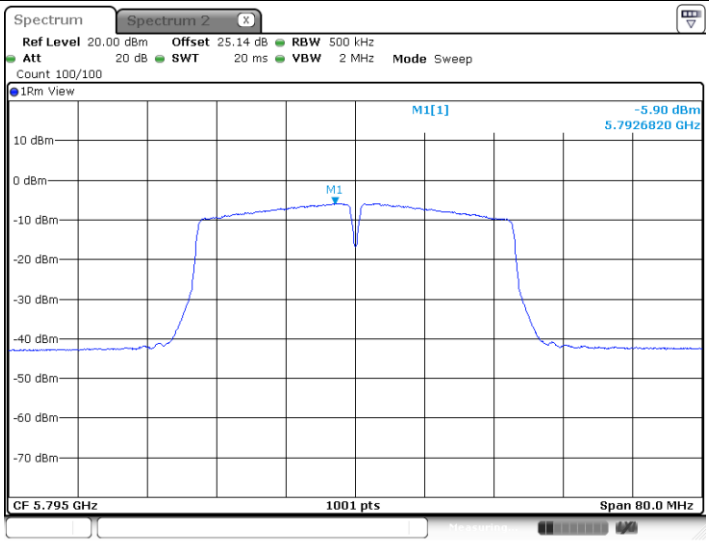

Date: 24.JUN.2025 10:25:19

11AC80SISO_Ant1_5210

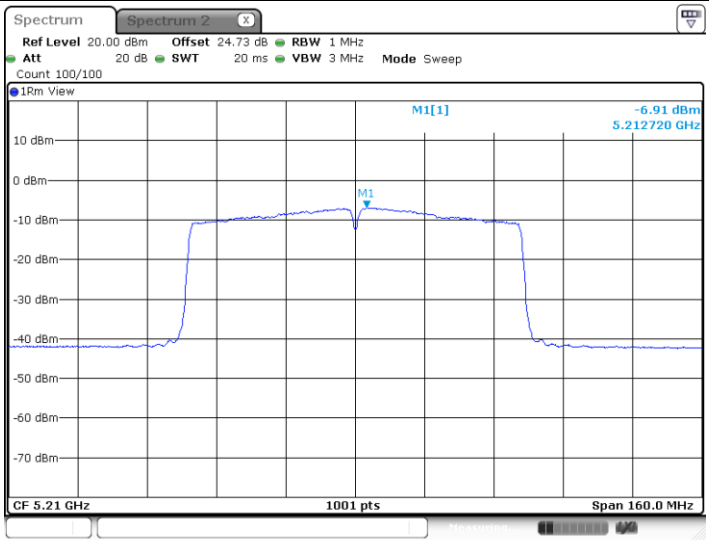

Date: 24.JUN.2025 10:26:16

11AC80SISO_Ant1_5290

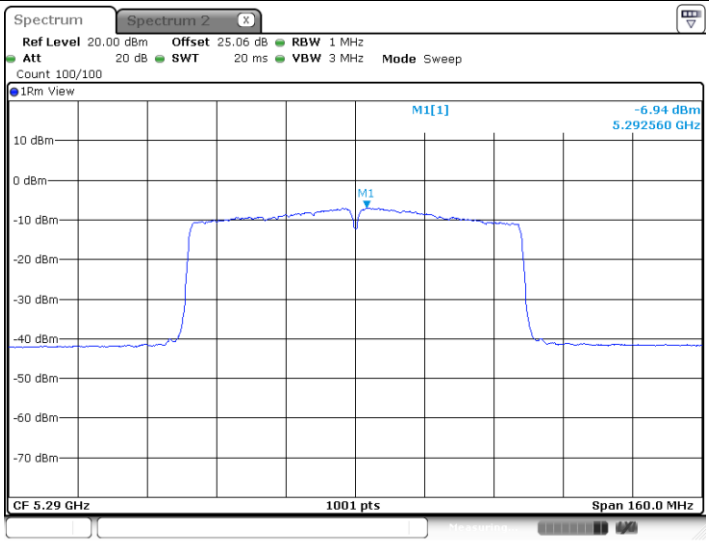

11AC80SISO_Ant1_5530

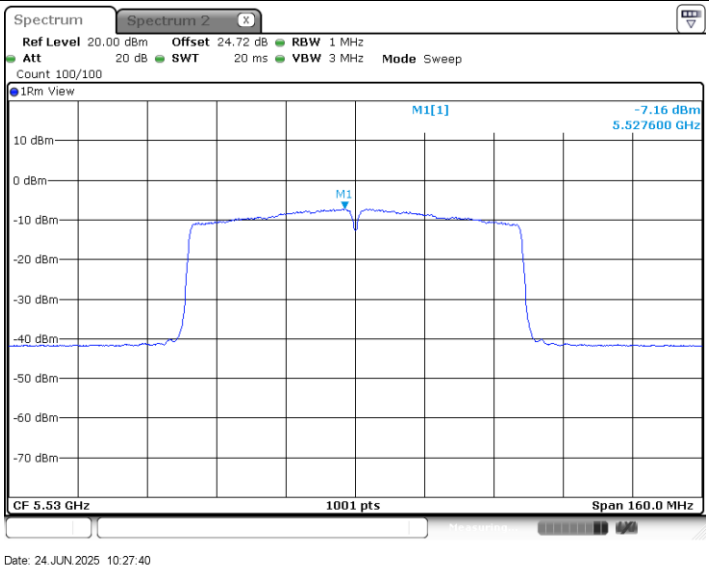

11AC80SISO_Ant1_5775

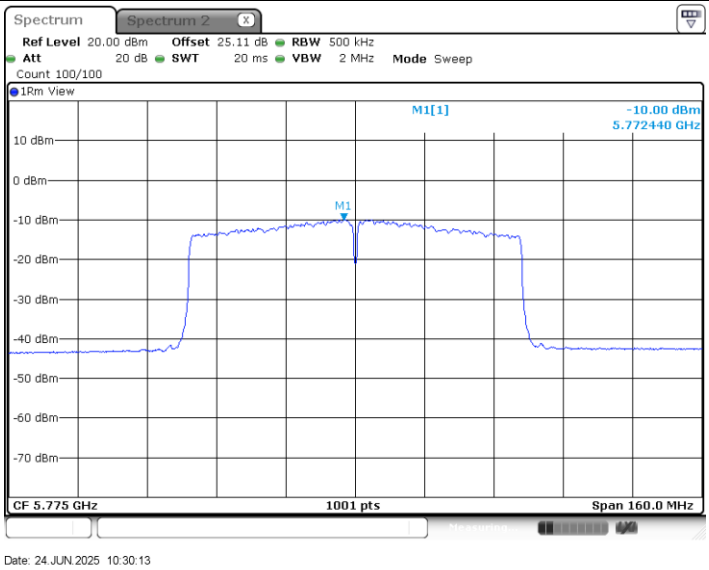

Appendix B. AC Conducted Emission Test Results

Test Engineer :	Amos	**Temperature :**	25.3~26.2℃
		Relative Humidity :	38~40%
Test Voltage :	120Vac / 60Hz	**Phase :**	Line
Remark :	All emissions not reported here are more than 10 dB below the prescribed limit.		

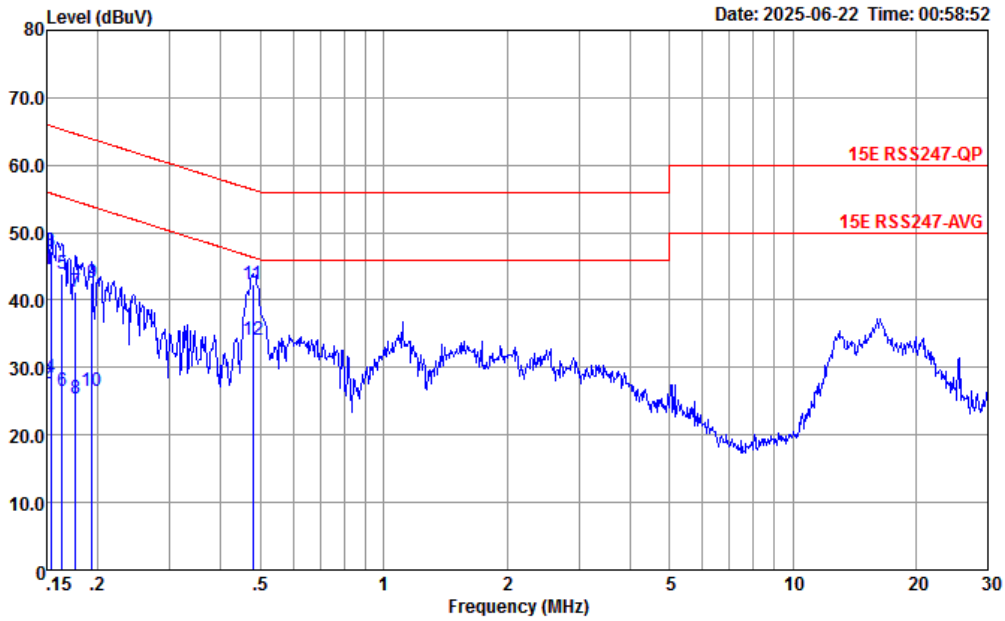

Site : CO01-KS
Condition : 15E RSS247-QP LISN-060105-L 24+80 LINE

	Freq	Level	Over Limit	Limit Line	Read Level	LISN Factor	Cable Loss	Remark
	MHz	dBuV	dB	dBuV	dBuV	dB	dB	
1	0.150	44.58	-21.42	66.00	33.90	0.23	10.45	QP
2	0.150	27.58	-28.42	56.00	16.90	0.23	10.45	Average
3	0.153	47.18	-18.64	65.82	36.50	0.23	10.45	QP
4	0.153	28.58	-27.24	55.82	17.90	0.23	10.45	Average
5	0.163	44.00	-21.30	65.30	33.31	0.24	10.45	QP
6	0.163	26.50	-28.80	55.30	15.81	0.24	10.45	Average
7	0.177	41.21	-23.43	64.64	30.50	0.25	10.46	QP
8	0.177	25.41	-29.23	54.64	14.70	0.25	10.46	Average
9	0.193	42.51	-21.38	63.89	31.80	0.25	10.46	QP
10	0.193	26.41	-27.48	53.89	15.70	0.25	10.46	Average
11	0.479	42.38	-13.98	56.36	31.59	0.36	10.43	QP
12 *	0.479	34.18	-12.18	46.36	23.39	0.36	10.43	Average

Test Engineer :	Amos	**Temperature :**	25.3~26.2℃
		Relative Humidity :	38~40%
Test Voltage :	120Vac / 60Hz	**Phase :**	Neutral
Remark :	All emissions not reported here are more than 10 dB below the prescribed limit.		

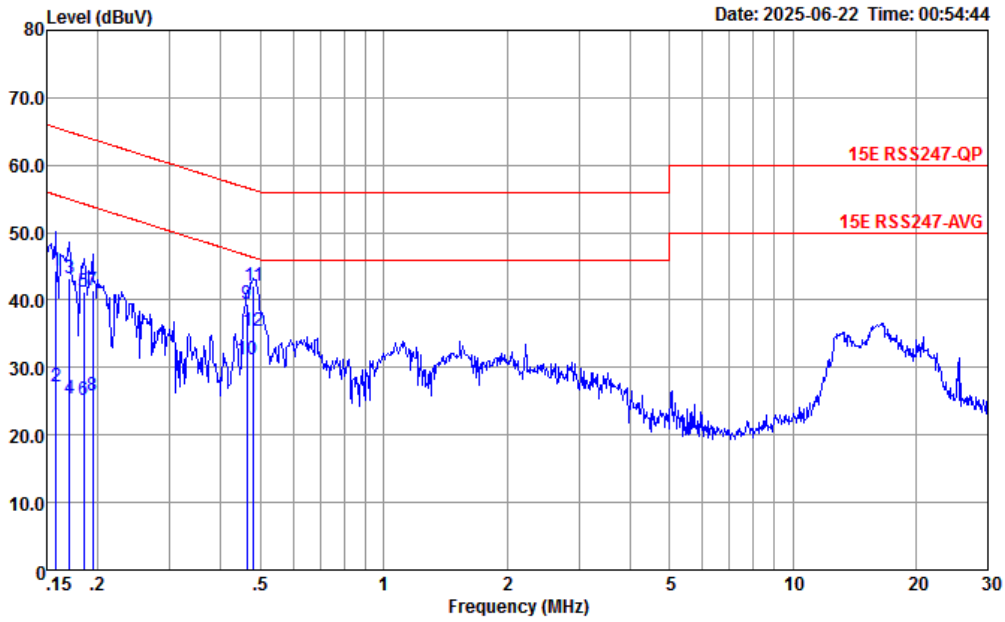

Site : CO01-KS
Condition : 15E RSS247-QP LISN-060105-N 24+80 NEUTRAL

	Freq	Level	Over Limit	Limit Line	Read Level	LISN Factor	Cable Loss	Remark
	MHz	dBuV	dB	dBuV	dBuV	dB	dB	
1	0.158	44.29	-21.27	65.56	33.60	0.24	10.45	QP
2	0.158	27.09	-28.47	55.56	16.40	0.24	10.45	Average
3	0.170	43.30	-21.64	64.94	32.60	0.25	10.45	QP
4	0.170	25.50	-29.44	54.94	14.80	0.25	10.45	Average
5	0.184	41.30	-22.98	64.28	30.59	0.25	10.46	QP
6	0.184	25.20	-29.08	54.28	14.49	0.25	10.46	Average
7	0.194	41.40	-22.44	63.84	30.70	0.24	10.46	QP
8	0.194	25.80	-28.04	53.84	15.10	0.24	10.46	Average
9	0.464	39.38	-17.25	56.63	28.60	0.34	10.44	QP
10	0.464	31.28	-15.35	46.63	20.50	0.34	10.44	Average
11	0.481	42.16	-14.16	56.32	31.40	0.34	10.42	QP
12 *	0.481	35.36	-10.96	46.32	24.60	0.34	10.42	Average

Note:

1. Level(dBμV) = Read Level(dBμV) + LISN Factor(dB) + Cable Loss(dB)
2. Over Limit(dB) = Level(dBμV) – Limit Line(dBμV)

Appendix C. Radiated Spurious Emission Test Data

Test Engineer :	Jake zhou	Relative Humidity :	53~58%
		Temperature :	22~26℃

Radiated Spurious Emission Test Modes

Mode	Band	Band (GHz)	Antenna	Modulation	Channel	Frequency	Data Rate	RU	Remark
Mode 1	U-NII-1	5.15-5.25	SISO	802.11a	36	5180	6Mbps	-	-
Mode 2	U-NII-1	5.15-5.25	SISO	802.11a	44	5220	6Mbps	-	-
Mode 3	U-NII-1	5.15-5.25	SISO	802.11a	48	5240	6Mbps	-	-
Mode 4	U-NII-2A	5.25-5.35	SISO	802.11a	52	5280	6Mbps	-	-
Mode 5	U-NII-2A	5.25-5.35	SISO	802.11a	60	5300	6Mbps	-	-
Mode 6	U-NII-2A	5.25-5.35	SISO	802.11a	64	5320	6Mbps	-	-
Mode 7	U-NII-2C	5.47-5.725	SISO	802.11a	100	5500	6Mbps	-	-
Mode 8	U-NII-2C	5.47-5.725	SISO	802.11a	116	5580	6Mbps	-	-
Mode 9	U-NII-2C	5.47-5.725	SISO	802.11a	140	5700	6Mbps	-	-
Mode 10	U-NII-1	5.15-5.25	SISO	802.11n HT20	36	5180	MCS0	-	-
Mode 11	U-NII-1	5.15-5.25	SISO	802.11n HT20	44	5220	MCS0	-	-
Mode 12	U-NII-1	5.15-5.25	SISO	802.11n HT20	48	5240	MCS0	-	-
Mode 13	U-NII-2A	5.25-5.35	SISO	802.11n HT20	52	5280	MCS0	-	-
Mode 14	U-NII-2A	5.25-5.35	SISO	802.11n HT20	60	5300	MCS0	-	-
Mode 15	U-NII-2A	5.25-5.35	SISO	802.11n HT20	64	5320	MCS0	-	-
Mode 16	U-NII-2C	5.47-5.725	SISO	802.11n HT20	100	5500	MCS0	-	-
Mode 17	U-NII-2C	5.47-5.725	SISO	802.11n HT20	116	5580	MCS0	-	-
Mode 18	U-NII-2C	5.47-5.725	SISO	802.11n HT20	140	5700	MCS0	-	-
Mode 19	U-NII-1	5.15-5.25	SISO	802.11n HT40	38	5190	MCS0	-	-
Mode 20	U-NII-1	5.15-5.25	SISO	802.11n HT40	46	5230	MCS0	-	-
Mode 21	U-NII-2A	5.25-5.35	SISO	802.11n HT40	54	5270	MCS0	-	-
Mode 22	U-NII-2A	5.25-5.35	SISO	802.11n HT40	62	5310	MCS0	-	-
Mode 23	U-NII-2C	5.47-5.725	SISO	802.11n HT40	102	5510	MCS0	-	-
Mode 24	U-NII-2C	5.47-5.725	SISO	802.11n HT40	110	5550	MCS0	-	-
Mode 25	U-NII-2C	5.47-5.725	SISO	802.11n HT40	134	5670	MCS0	-	-
Mode 26	U-NII-1	5.15-5.25	SISO	802.11ac VHT80	42	5210	MCS0	-	-
Mode 27	U-NII-2A	5.25-5.35	SISO	802.11ac VHT80	58	5290	MCS0	-	-
Mode 28	U-NII-2C	5.47-5.725	SISO	802.11ac VHT80	106	5530	MCS0	-	-
Mode 29	U-NII-3	5.725-5.85	SISO	802.11a	149	5745	6Mbps	-	-
Mode 30	U-NII-3	5.725-5.85	SISO	802.11a	157	5785	6Mbps	-	-
Mode 31	U-NII-3	5.725-5.85	SISO	802.11a	165	5825	6Mbps	-	-
Mode 32	U-NII-3	5.725-5.85	SISO	802.11n HT20	149	5745	MCS0	-	-
Mode 33	U-NII-3	5.725-5.85	SISO	802.11n HT20	157	5785	MCS0	-	-
Mode 34	U-NII-3	5.725-5.85	SISO	802.11n HT20	165	5825	MCS0	-	-
Mode 35	U-NII-3	5.725-5.85	SISO	802.11n HT40	151	5755	MCS0	-	-
Mode 36	U-NII-3	5.725-5.85	SISO	802.11n HT40	159	5795	MCS0	-	-
Mode 37	U-NII-3	5.725-5.85	SISO	802.11ac VHT80	155	5775	MCS0	-	-
Mode 38	U-NII-2A	5.25-5.35	SISO	802.11n HT40	62	5310	MCS0	-	-
	Part 27M B41 BW=20M								
	NFC TX								

Summary of each worse mode

Mode	Modulation	Ch.	Freq. (MHz)	Level (dBuV/m)	Limit (dBuV/m)	Margin (dB)	Pol.	Peak Avg.	Result	Remark
1	802.11a	36	5149.80	48.51	54.00	-5.49	V	AVERAGE	Pass	Band Edge
1	802.11a	36	10360.00	43.39	68.20	-24.81	V	PEAK	Pass	Harmonic
2	802.11a	44	-	-	-	-	-	-	-	Band Edge
2	802.11a	44	10440.00	43.66	68.20	-24.54	H	PEAK	Pass	Harmonic
3	802.11a	48	-	-	-	-	-	-	-	Band Edge
3	802.11a	48	10480.00	44.11	68.20	-24.09	H	PEAK	Pass	Harmonic
4	802.11a	52	-	-	-	-	-	-	-	Band Edge
4	802.11a	52	10560.00	43.33	68.20	-24.87	V	PEAK	Pass	Harmonic
5	802.11a	60	-	-	-	-	-	-	-	Band Edge
5	802.11a	60	10600.00	43.33	74.00	-30.67	V	PEAK	Pass	Harmonic
6	802.11a	64	5350.70	50.58	54.00	-3.42	V	AVERAGE	Pass	Band Edge
6	802.11a	64	10640.00	43.48	74.00	-30.52	V	PEAK	Pass	Harmonic
7	802.11a	100	5469.36	64.71	68.20	-3.49	V	PEAK	Pass	Band Edge
7	802.11a	100	11000.00	45.64	74.00	-28.36	H	PEAK	Pass	Harmonic
8	802.11a	116	-	-	-	-	-	-	-	Band Edge
8	802.11a	116	11160.00	43.25	74.00	-30.75	H	PEAK	Pass	Harmonic
9	802.11a	140	5726.36	64.38	68.20	-3.82	H	PEAK	Pass	Band Edge
9	802.11a	140	11400.00	43.07	74.00	-30.93	V	PEAK	Pass	Harmonic
10	802.11n HT20	36	5150.00	46.75	54.00	-7.25	V	AVERAGE	Pass	Band Edge
10	802.11n HT20	36	10360.00	43.40	68.20	-24.80	H	PEAK	Pass	Harmonic
11	802.11n HT20	44	-	-	-	-	-	-	-	Band Edge
11	802.11n HT20	44	10440.00	44.21	68.20	-23.99	V	PEAK	Pass	Harmonic
12	802.11n HT20	48	-	-	-	-	-	-	-	Band Edge
12	802.11n HT20	48	10480.00	43.88	68.20	-24.32	H	PEAK	Pass	Harmonic
13	802.11n HT20	52	-	-	-	-	-	-	-	Band Edge
13	802.11n HT20	52	10560.00	43.01	68.20	-25.19	H	PEAK	Pass	Harmonic
14	802.11n HT20	60	-	-	-	-	-	-	-	Band Edge
14	802.11n HT20	60	10600.00	42.96	68.20	-25.24	H	PEAK	Pass	Harmonic
15	802.11n HT20	64	5350.60	47.35	54.00	-6.65	V	AVERAGE	Pass	Band Edge
15	802.11n HT20	64	10640.00	43.16	74.00	-30.84	H	PEAK	Pass	Harmonic
16	802.11n HT20	100	5458.48	46.25	54.00	-7.75	V	AVERAGE	Pass	Band Edge
16	802.11n HT20	100	11000.00	44.59	74.00	-29.41	H	PEAK	Pass	Harmonic
17	802.11n HT20	116	-	-	-	-	-	-	-	Band Edge
17	802.11n HT20	116	11160.00	44.65	74.00	-29.35	H	PEAK	Pass	Harmonic
18	802.11n HT20	140	5732.76	63.43	68.20	-4.77	V	PEAK	Pass	Band Edge
18	802.11n HT20	140	11400.00	42.85	74.00	-31.15	V	PEAK	Pass	Harmonic
19	802.11n HT40	38	5149.92	49.47	54.00	-4.53	V	AVERAGE	Pass	Band Edge
19	802.11n HT40	38	10380.00	43.33	68.20	-24.87	H	PEAK	Pass	Harmonic
20	802.11n HT40	46	-	-	-	-	-	-	-	Band Edge
20	802.11n HT40	46	10460.00	44.91	68.20	-23.29	H	PEAK	Pass	Harmonic
21	802.11n HT40	54	-	-	-	-	-	-	-	Band Edge
21	802.11n HT40	54	10540.00	44.52	68.20	-23.68	V	PEAK	Pass	Harmonic

22	802.11n HT40	62	5350.10	50.91	54.00	-3.09	V	AVERAGE	Pass	Band Edge
22	802.11n HT40	62	10620.00	43.20	74.00	-30.80	H	PEAK	Pass	Harmonic
23	802.11n HT40	102	5468.08	64.33	68.20	-3.87	V	PEAK	Pass	Band Edge
23	802.11n HT40	102	11020.00	44.99	74.00	-29.01	H	PEAK	Pass	Harmonic
24	802.11n HT40	110	-	-	-	-	-	-	-	Band Edge
24	802.11n HT40	110	11100.00	43.50	74.00	-30.50	V	PEAK	Pass	Harmonic
25	802.11n HT40	134	5725.64	63.48	68.20	-4.72	V	PEAK	Pass	Band Edge
25	802.11n HT40	134	11340.00	43.98	74.00	-30.02	V	PEAK	Pass	Harmonic
26	802.11ac VHT80	42	5149.76	47.22	54.00	-6.78	V	AVERAGE	Pass	Band Edge
26	802.11ac VHT80	42	10420.00	43.63	68.20	-24.57	V	PEAK	Pass	Harmonic
27	802.11ac VHT80	58	5350.80	47.02	54.00	-6.98	V	AVERAGE	Pass	Band Edge
27	802.11ac VHT80	58	10580.00	42.43	68.20	-25.77	H	PEAK	Pass	Harmonic
28	802.11ac VHT80	106	5458.00	44.86	54.00	-9.14	V	AVERAGE	Pass	Band Edge
28	802.11ac VHT80	106	11060.00	44.15	74.00	-29.85	H	PEAK	Pass	Harmonic
29	802.11a	149	5645.20	51.33	68.20	-16.87	H	PEAK	Pass	Band Edge
29	802.11a	149	11490.00	44.20	74.00	-29.80	H	PEAK	Pass	Harmonic
30	802.11a	157	-	-	-	-	-	-	-	Band Edge
30	802.11a	157	11570.00	44.41	74.00	-29.59	H	PEAK	Pass	Harmonic
31	802.11a	165	5929.60	51.88	68.20	-16.32	V	PEAK	Pass	Band Edge
31	802.11a	165	11650.00	44.88	74.00	-29.12	H	PEAK	Pass	Harmonic
32	802.11n HT20	149	5636.00	50.86	68.20	-17.34	H	PEAK	Pass	Band Edge
32	802.11n HT20	149	11490.00	44.78	74.00	-29.22	V	PEAK	Pass	Harmonic
33	802.11n HT20	157	-	-	-	-	-	-	-	Band Edge
33	802.11n HT20	157	11570.00	44.87	74.00	-29.13	H	PEAK	Pass	Harmonic
34	802.11n HT20	165	5930.40	50.15	68.20	-18.05	V	PEAK	Pass	Band Edge
34	802.11n HT20	165	11650.00	44.69	74.00	-29.31	V	PEAK	Pass	Harmonic
35	802.11n HT40	151	5647.90	54.32	68.20	-13.88	H	PEAK	Pass	Band Edge
35	802.11n HT40	151	11510.00	42.41	74.00	-31.59	V	PEAK	Pass	Harmonic
36	802.11n HT40	159	5950.00	49.93	68.20	-18.27	H	PEAK	Pass	Band Edge
36	802.11n HT40	159	11590.00	43.74	74.00	-30.26	H	PEAK	Pass	Harmonic
37	802.11ac VHT80	155	5620.80	50.57	68.20	-17.63	V	PEAK	Pass	Band Edge
37	802.11ac VHT80	155	11550.00	42.51	74.00	-31.49	H	PEAK	Pass	Harmonic
38	802.11n HT40	62	5350.00	50.61	54.00	-3.39	V	AVERAGE	Pass	Band Edge
	802.11n HT40	62	10620.00	44.56	74.00	-29.44	V	PEAK	Pass	Harmonic

Mode	1	
	Band Edge	
	U-NII-1_5.15-5.25_802.11a_CH36_5180MHz	
ANT	SISO	
Pol.	Horizontal	Fundamental
Peak	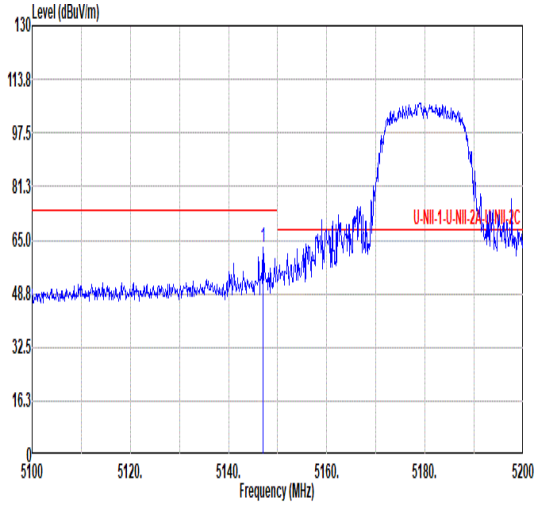 Freq Level Limit Line Over Limit Read Level Ant Factor Cable Loss Preamp Factor Aux Factor APos TPos Remark MHz dBuV/m dBuV/m dB dBuV dB/m dB dB dB cm deg 1 5147.00 62.58 74.00 -11.42 54.90 34.09 10.61 37.02 0.00 104 237 PEAK	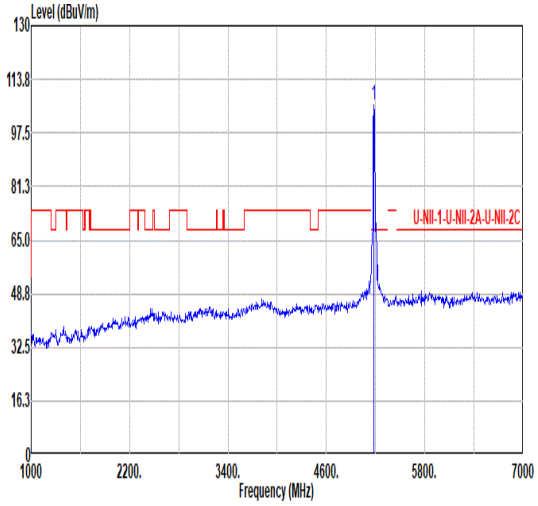 Freq Level Limit Line Over Limit Read Level Ant Factor Cable Loss Preamp Factor Aux Factor APos TPos Remark MHz dBuV/m dBuV/m dB dBuV dB/m dB dB dB cm deg 1 5180.00 106.15 ------ ------ 98.39 34.23 10.64 37.11 0.00 104 237 PEAK
Avg	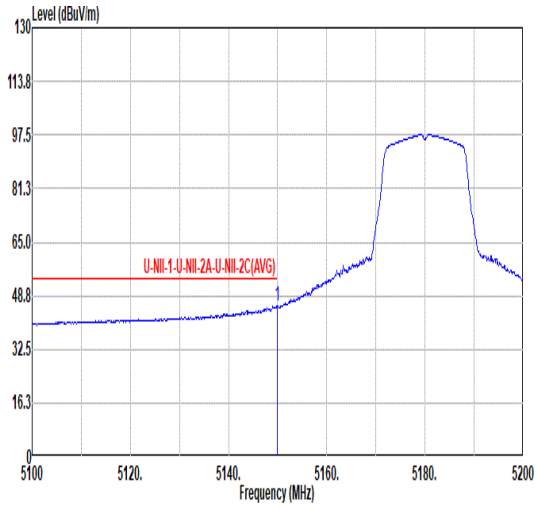 Freq Level Limit Line Over Limit Read Level Ant Factor Cable Loss Preamp Factor Aux Factor APos TPos Remark MHz dBuV/m dBuV/m dB dBuV dB/m dB dB dB cm deg 1 5150.00 45.79 54.00 -8.21 38.11 34.10 10.61 37.03 0.00 104 237 AVERAGE	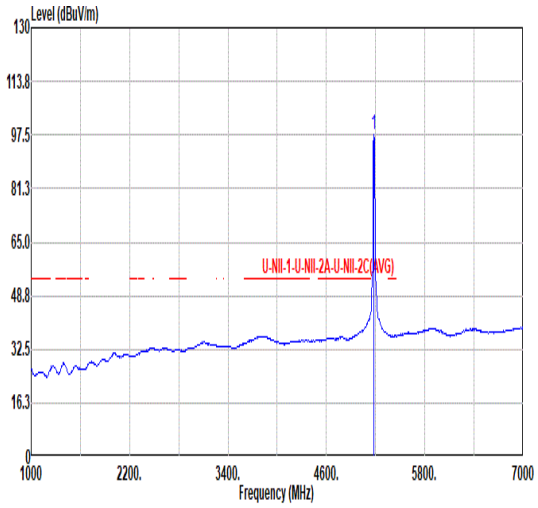 Freq Level Limit Line Over Limit Read Level Ant Factor Cable Loss Preamp Factor Aux Factor APos TPos Remark MHz dBuV/m dBuV/m dB dBuV dB/m dB dB dB cm deg 1 5180.00 97.71 ------ ------ 89.95 34.23 10.64 37.11 0.00 104 237 AVERAGE

Mode	1	
	Band Edge	
	U-NII-1_5.15-5.25_802.11a_CH36_5180MHz	
ANT	SISO	
Pol.	Vertical	Fundamental
Peak	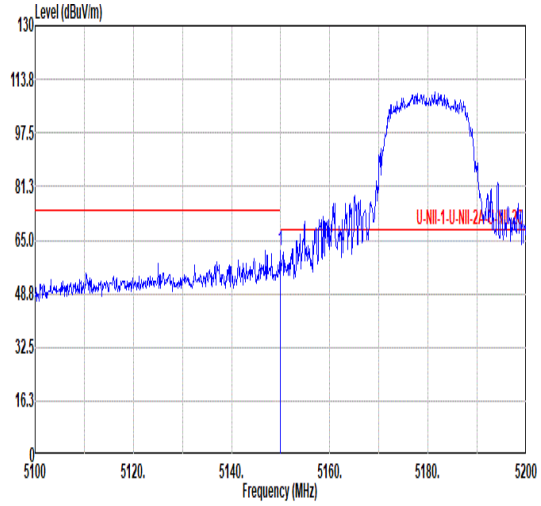 Freq Level Limit Line Over Limit Read Level Ant Factor Cable Loss Preamp Factor Aux Factor APos TPos Remark 1 5149.90 61.68 74.00 -12.32 54.00 34.10 10.61 37.03 0.00 100 340 PEAK	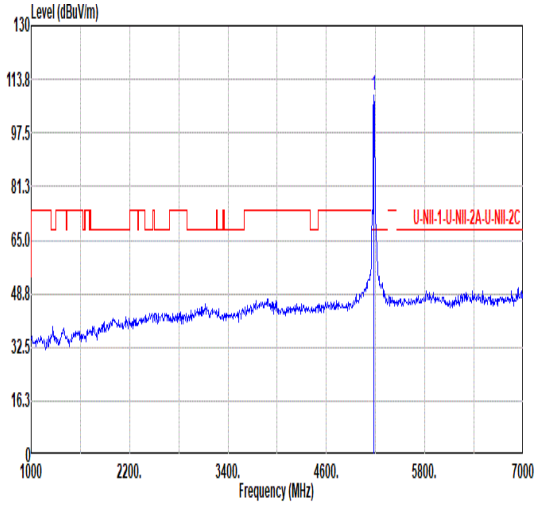 Freq Level Limit Line Over Limit Read Level Ant Factor Cable Loss Preamp Factor Aux Factor APos TPos Remark 1 5180.00 108.71 ------ ------ 100.95 34.23 10.64 37.11 0.00 100 340 PEAK
Avg	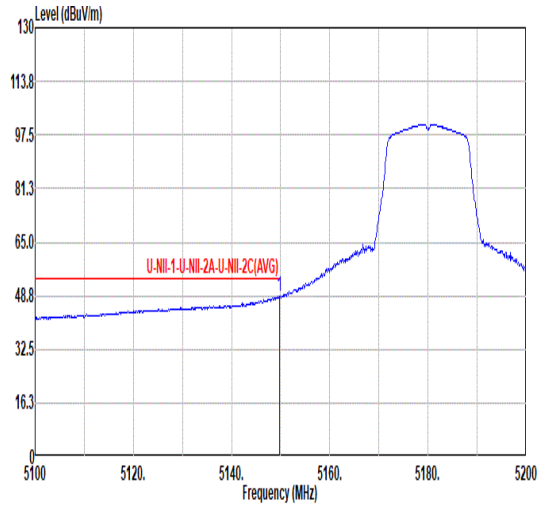 Freq Level Limit Line Over Limit Read Level Ant Factor Cable Loss Preamp Factor Aux Factor APos TPos Remark 1 5149.80 48.51 54.00 -5.49 40.83 34.10 10.61 37.03 0.00 100 340 AVERAGE	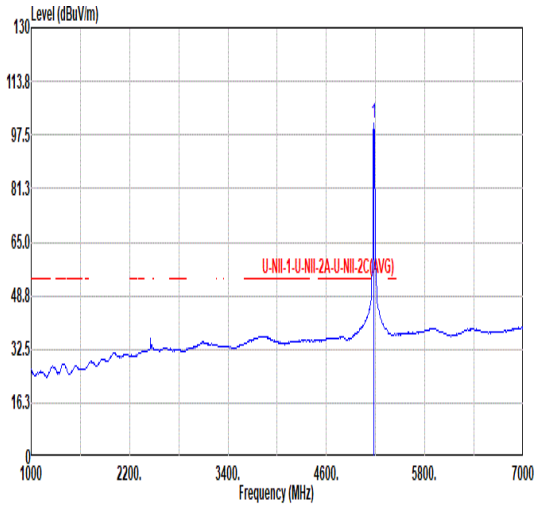 Freq Level Limit Line Over Limit Read Level Ant Factor Cable Loss Preamp Factor Aux Factor APos TPos Remark 1 5180.00 100.82 ------ ------ 93.08 34.20 10.64 37.10 0.00 100 340 AVERAGE

Mode	1	
	Harmonic	
	U-NII-1_5.15-5.25_802.11a_CH36_5180MHz	
ANT	SISO	
Pol.	Horizontal	Vertical
Peak Avg	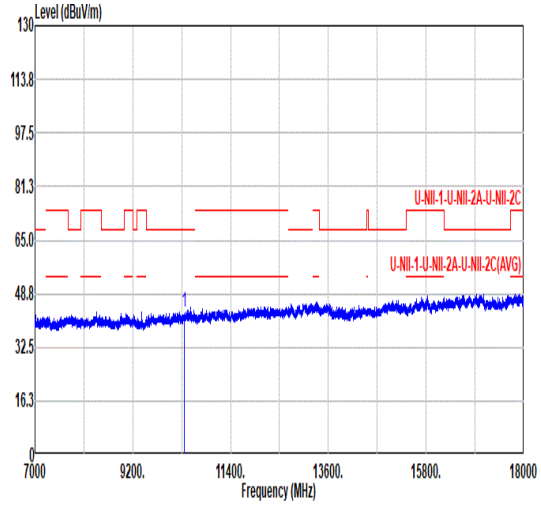 Freq Level Limit Line Over Limit Read Level Ant Factor Cable Loss Preamp Factor Aux Factor APos TPos Remark MHz dBuV/m dBuV/m dB dBuV dB/m dB dB dB cm deg 1 10360.00 43.16 68.20 -25.04 57.90 37.35 15.30 67.39 0.00 --- --- PEAK	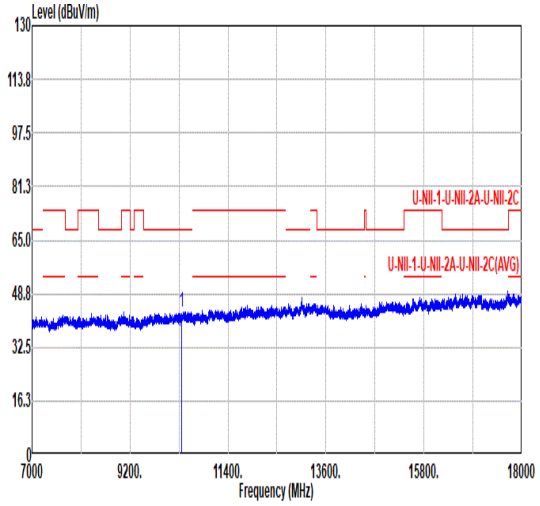 Freq Level Limit Line Over Limit Read Level Ant Factor Cable Loss Preamp Factor Aux Factor APos TPos Remark MHz dBuV/m dBuV/m dB dBuV dB/m dB dB dB cm deg 1 10360.00 43.39 68.20 -24.81 58.16 37.35 15.29 67.41 0.00 --- --- PEAK

Mode	2	
	Harmonic	
	U-NII-1_5.15-5.25_802.11a_CH44_5220MHz	
ANT	SISO	
Pol.	Horizontal	Vertical
Peak Avg	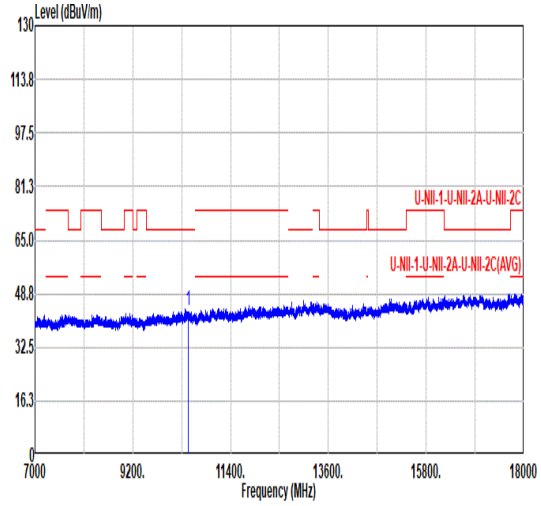 Freq Level Limit Line Over Limit Read Level Ant Factor Cable Loss Preamp Factor Aux Factor APos TPos Remark MHz dBuV/m dBuV/m dB dBuV dB/m dB dB dB cm deg 1 10440.00 43.66 68.20 -24.54 58.16 37.41 15.36 67.27 0.00 --- --- PEAK	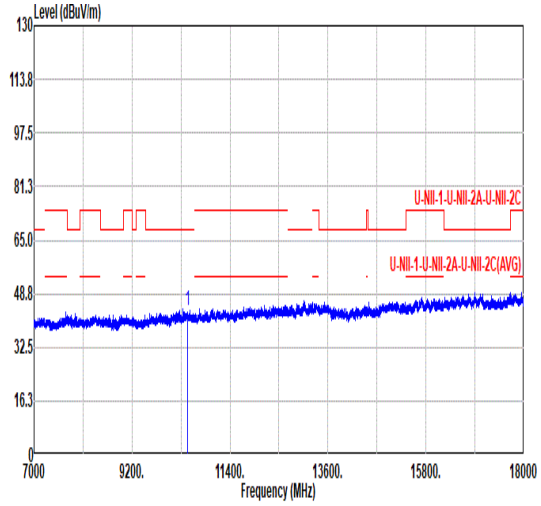 Freq Level Limit Line Over Limit Read Level Ant Factor Cable Loss Preamp Factor Aux Factor APos TPos Remark MHz dBuV/m dBuV/m dB dBuV dB/m dB dB dB cm deg 1 10440.00 43.43 68.20 -24.77 57.94 37.41 15.36 67.28 0.00 --- --- PEAK

Mode	3	
	Harmonic	
	U-NII-1_5.15-5.25_802.11a_CH48_5240MHz	
ANT	SISO	
Pol.	Horizontal	Vertical
Peak Avg	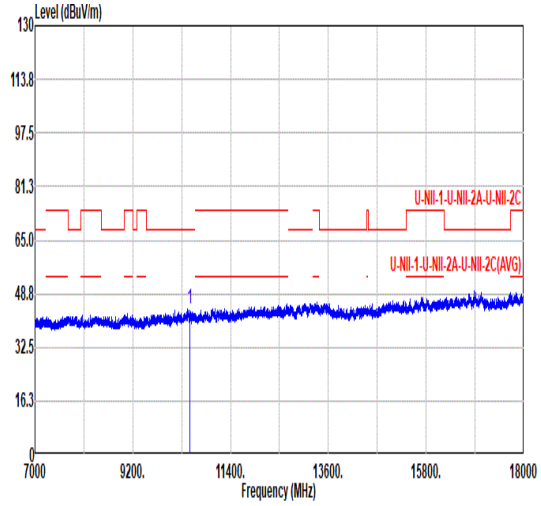 Freq Level Limit Line Over Limit Read Level Ant Factor Cable Loss Preamp Factor Aux Factor APos TPos Remark MHz dBuV/m dBuV/m dB dBuV dB/m dB dB dB cm deg 1 10480.00 44.11 68.20 -24.09 58.54 37.43 15.38 67.24 0.00 --- --- PEAK	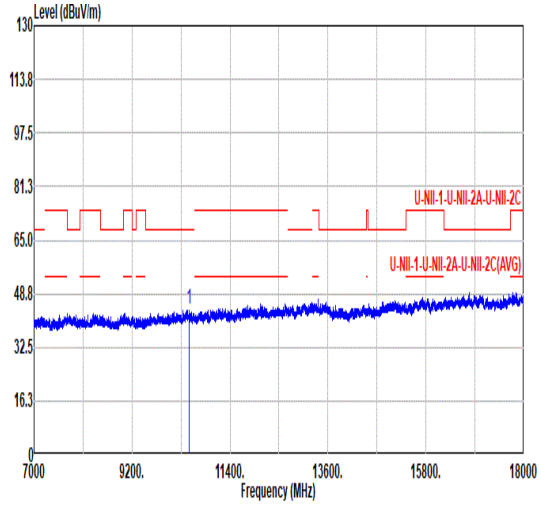 Freq Level Limit Line Over Limit Read Level Ant Factor Cable Loss Preamp Factor Aux Factor APos TPos Remark MHz dBuV/m dBuV/m dB dBuV dB/m dB dB dB cm deg 1 10480.00 43.92 68.20 -24.28 58.31 37.44 15.39 67.22 0.00 --- --- PEAK

Mode	4	
	Harmonic	
	U-NII-2A_5.25-5.35_802.11a_CH52_5280MHz	
ANT	SISO	
Pol.	Horizontal	Vertical
Peak Avg	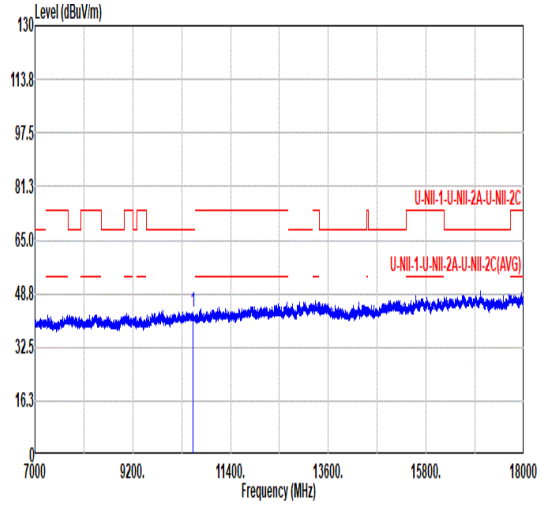 Freq Level Limit Line Over Limit Read Level Ant Factor Cable Loss Preamp Factor Aux Factor APos TPos Remark MHz dBuV/m dBuV/m dB dBuV dB/m dB dB dB cm deg 1 10560.00 43.07 68.20 -25.13 57.28 37.49 15.45 67.15 0.00 --- --- PEAK	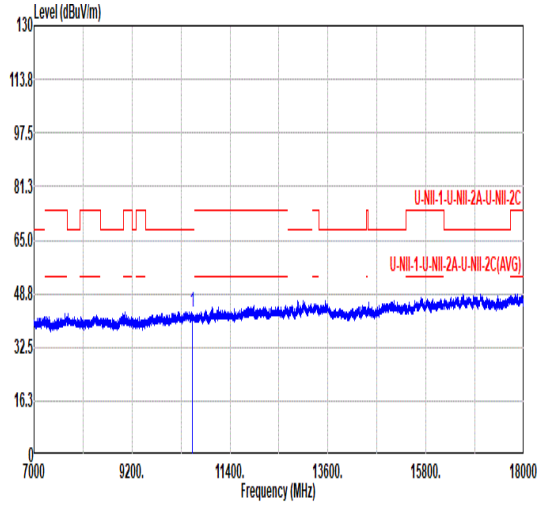 Freq Level Limit Line Over Limit Read Level Ant Factor Cable Loss Preamp Factor Aux Factor APos TPos Remark MHz dBuV/m dBuV/m dB dBuV dB/m dB dB dB cm deg 1 10560.00 43.33 68.20 -24.87 57.53 37.50 15.45 67.15 0.00 --- --- PEAK

Mode	5	
	Harmonic	
	U-NII-2A_5.25-5.35_802.11a_CH60_5300MHz	
ANT	SISO	
Pol.	Horizontal	Vertical
Peak Avg	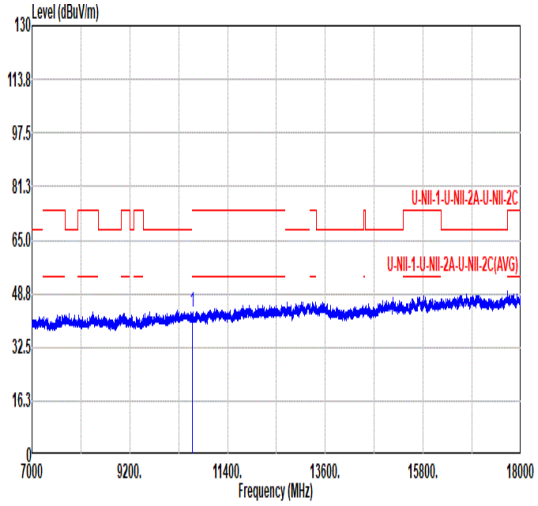 Freq Level Limit Line Over Limit Read Level Ant Factor Cable Loss Preamp Factor Aux Factor APos TPos Remark MHz dBuV/m dBuV/m dB dBuV dB/m dB dB dB cm deg 1 10600.00 43.30 74.00 -30.70 57.43 37.52 15.47 67.12 0.00 --- --- PEAK	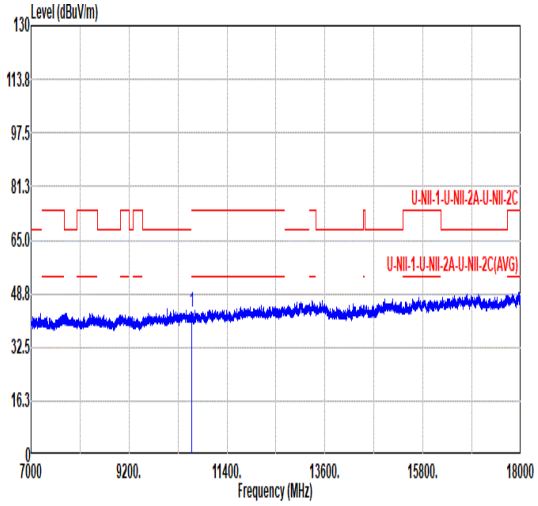 Freq Level Limit Line Over Limit Read Level Ant Factor Cable Loss Preamp Factor Aux Factor APos TPos Remark MHz dBuV/m dBuV/m dB dBuV dB/m dB dB dB cm deg 1 10600.00 43.33 74.00 -30.67 57.46 37.52 15.47 67.12 0.00 --- --- PEAK

Mode	6	
	Band Edge	
	U-NII-2A_5.25-5.35_802.11a_CH64_5320MHz	
ANT	SISO	
Pol.	Horizontal	Fundamental
Peak	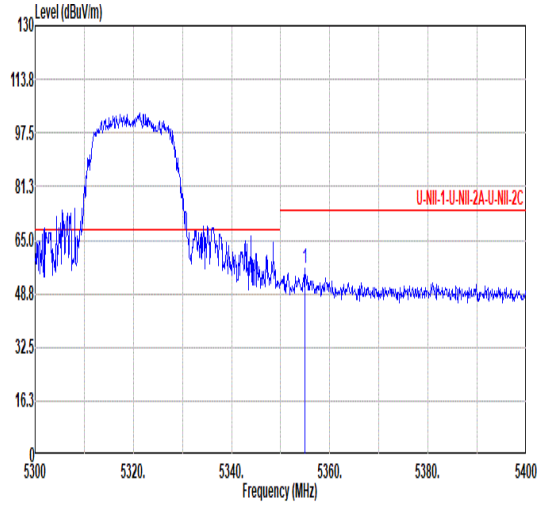 Freq Level Limit Line Over Limit Read Level Ant Factor Cable Loss Preamp Factor Aux Factor APos TPos Remark MHz dBuV/m dBuV/m dB dBuV dB/m dB dB dB cm deg 1 5354.90 56.56 74.00 -17.44 47.72 34.60 10.75 36.51 0.00 100 216 PEAK	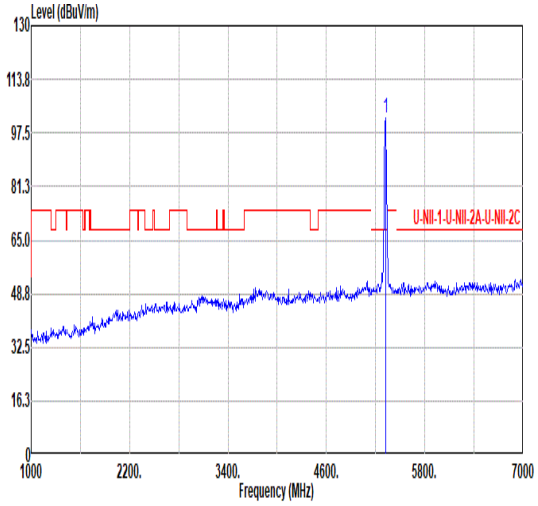 Freq Level Limit Line Over Limit Read Level Ant Factor Cable Loss Preamp Factor Aux Factor APos TPos Remark MHz dBuV/m dBuV/m dB dBuV dB/m dB dB dB cm deg 1 5320.00 101.87 ------ ------ 93.13 34.60 10.73 36.59 0.00 100 216 PEAK
Avg	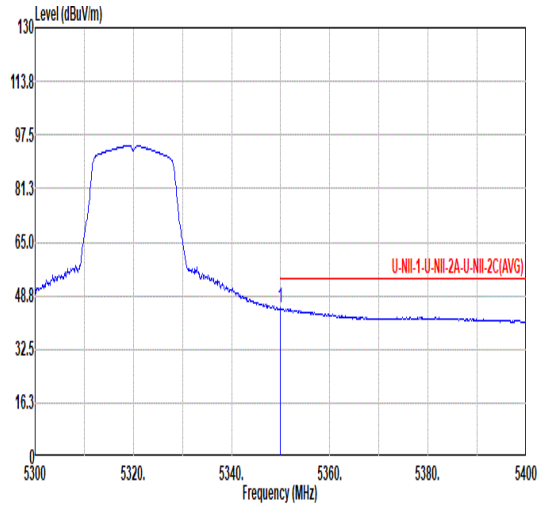 Freq Level Limit Line Over Limit Read Level Ant Factor Cable Loss Preamp Factor Aux Factor APos TPos Remark MHz dBuV/m dBuV/m dB dBuV dB/m dB dB dB cm deg 1 5350.00 44.93 54.00 -9.07 36.10 34.60 10.75 36.52 0.00 100 216 AVERAGE	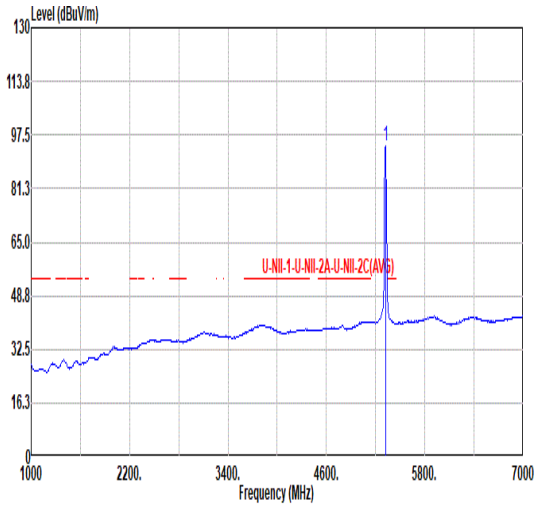 Freq Level Limit Line Over Limit Read Level Ant Factor Cable Loss Preamp Factor Aux Factor APos TPos Remark MHz dBuV/m dBuV/m dB dBuV dB/m dB dB dB cm deg 1 5320.00 94.33 ------ ------ 85.59 34.60 10.73 36.59 0.00 100 216 AVERAGE

Mode	6	
	Band Edge	
	U-NII-2A_5.25-5.35_802.11a_CH64_5320MHz	
ANT	SISO	
Pol.	Vertical	Fundamental
Peak	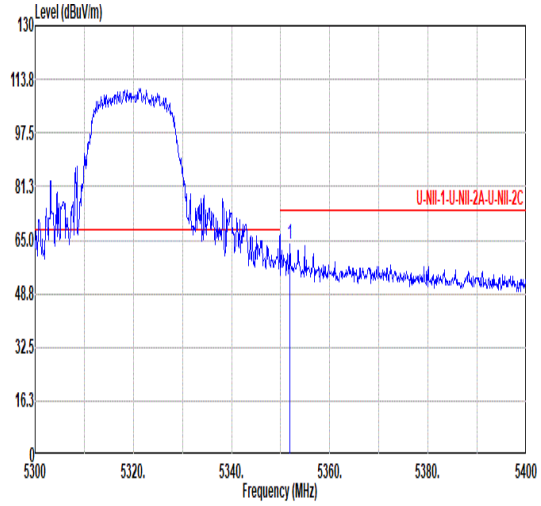 Freq Level Limit Line Over Limit Read Level Ant Factor Cable Loss Preamp Factor Aux Factor APos TPos Remark MHz dBuV/m dBuV/m dB dBuV dB/m dB dB dB cm deg 1 5351.80 63.70 74.00 -10.30 54.87 34.60 10.75 36.52 0.00 100 264 PEAK	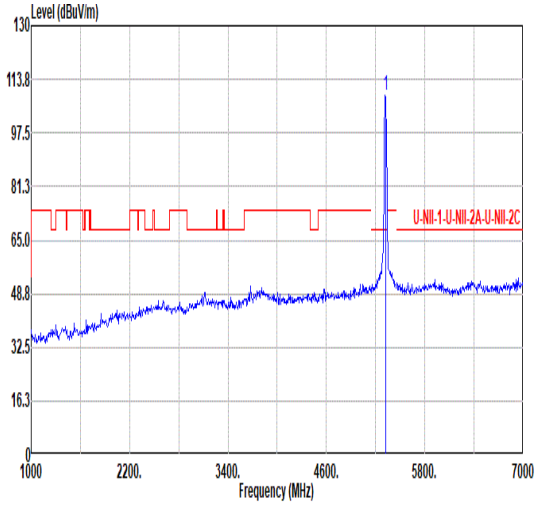 Freq Level Limit Line Over Limit Read Level Ant Factor Cable Loss Preamp Factor Aux Factor APos TPos Remark MHz dBuV/m dBuV/m dB dBuV dB/m dB dB dB cm deg 1 5320.00 108.86 ------ ------ 100.14 34.60 10.73 36.61 0.00 100 264 PEAK
Avg	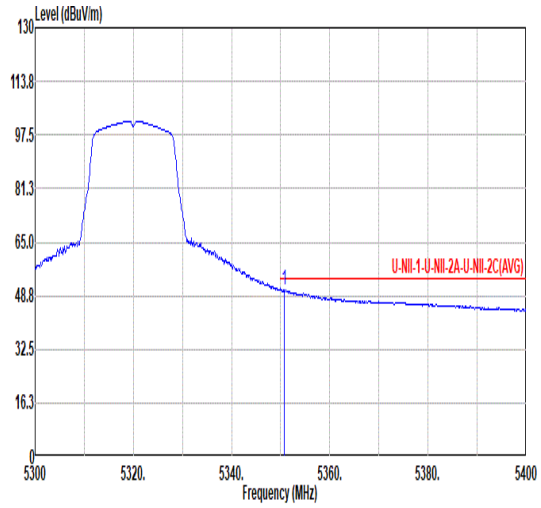 Freq Level Limit Line Over Limit Read Level Ant Factor Cable Loss Preamp Factor Aux Factor APos TPos Remark MHz dBuV/m dBuV/m dB dBuV dB/m dB dB dB cm deg 1 5350.70 50.58 54.00 -3.42 41.75 34.60 10.75 36.52 0.00 100 264 AVERAGE	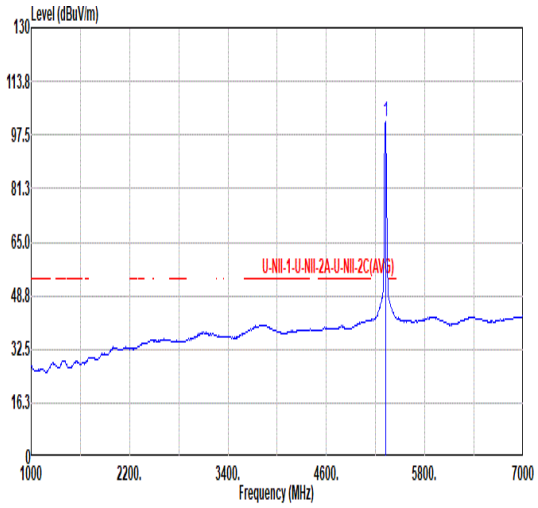 Freq Level Limit Line Over Limit Read Level Ant Factor Cable Loss Preamp Factor Aux Factor APos TPos Remark MHz dBuV/m dBuV/m dB dBuV dB/m dB dB dB cm deg 1 5320.00 101.79 ------ ------ 93.05 34.60 10.73 36.59 0.00 100 264 AVERAGE

Mode	6	
	Harmonic	
	U-NII-2A_5.25-5.35_802.11a_CH64_5320MHz	
ANT	SISO	
Pol.	Horizontal	Vertical
Peak Avg	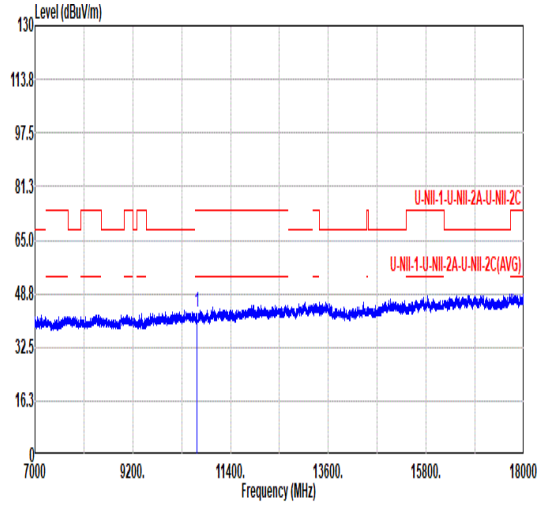 Freq Level Limit Line Over Limit Read Level Ant Factor Cable Loss Preamp Factor Aux Factor APos TPos Remark MHz dBuV/m dBuV/m dB dBuV dB/m dB dB dB cm deg 1 10640.00 43.28 74.00 -30.72 57.32 37.55 15.50 67.09 0.00 --- --- PEAK	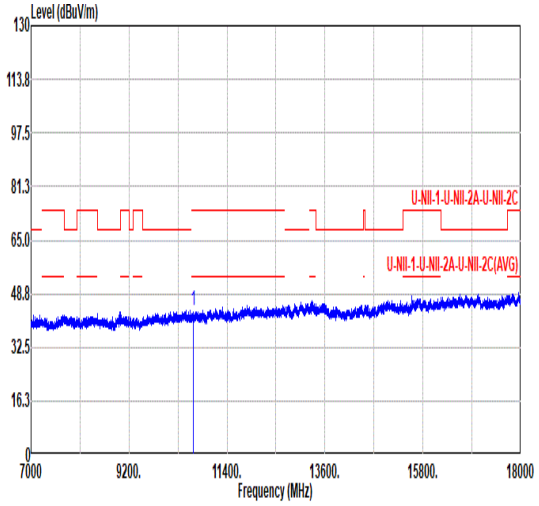 Freq Level Limit Line Over Limit Read Level Ant Factor Cable Loss Preamp Factor Aux Factor APos TPos Remark MHz dBuV/m dBuV/m dB dBuV dB/m dB dB dB cm deg 1 10640.00 43.48 74.00 -30.52 57.52 37.55 15.50 67.09 0.00 --- --- PEAK

Mode	7	
	Band Edge	
	U-NII-2C_5.47-5.725_802.11a_CH100_5500MHz	
ANT	SISO	
Pol.	Horizontal	Fundamental
Peak	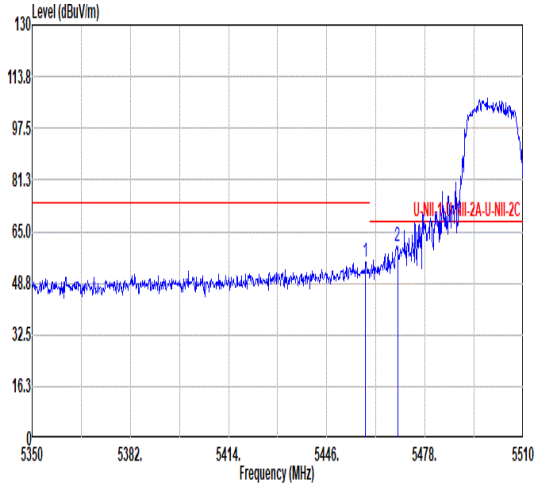 Freq Level Limit Line Over Limit Read Level Ant Factor Cable Loss Preamp Factor Aux Factor APos TPos Remark MHz dBuV/m dBuV/m dB dBuV dB/m dB dB dB cm deg 1 5458.64 55.33 74.00 -18.67 46.26 34.67 10.84 36.44 0.00 100 220 PEAK 2 5469.04 60.21 68.20 -7.99 51.19 34.62 10.85 36.45 0.00 100 220 PEAK	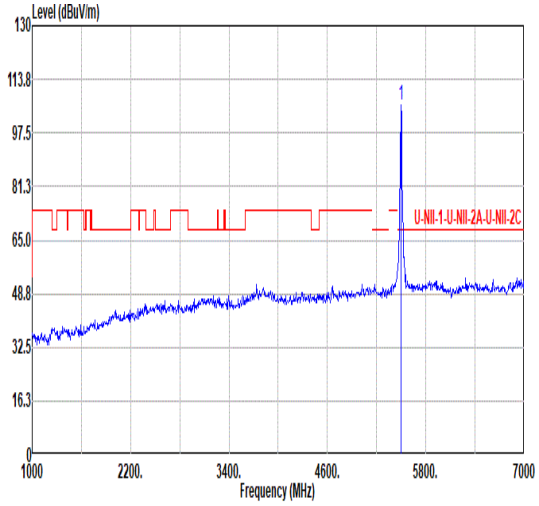 Freq Level Limit Line Over Limit Read Level Ant Factor Cable Loss Preamp Factor Aux Factor APos TPos Remark MHz dBuV/m dBuV/m dB dBuV dB/m dB dB dB cm deg 1 5500.00 105.80 ------ ------ 96.88 34.50 10.89 36.47 0.00 100 220 PEAK
Avg	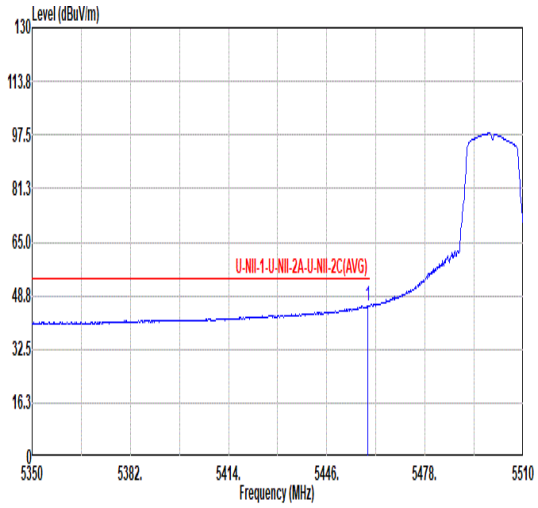 Freq Level Limit Line Over Limit Read Level Ant Factor Cable Loss Preamp Factor Aux Factor APos TPos Remark MHz dBuV/m dBuV/m dB dBuV dB/m dB dB dB cm deg 1 5459.28 45.64 54.00 -8.36 36.58 34.66 10.84 36.44 0.00 100 220 AVERAGE	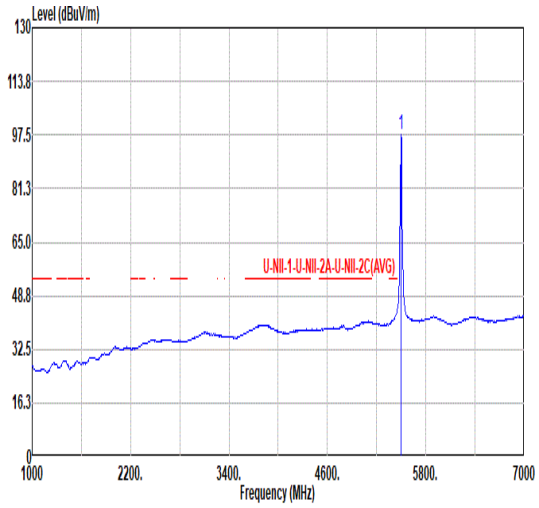 Freq Level Limit Line Over Limit Read Level Ant Factor Cable Loss Preamp Factor Aux Factor APos TPos Remark MHz dBuV/m dBuV/m dB dBuV dB/m dB dB dB cm deg 1 5500.00 97.85 ------ ------ 88.93 34.50 10.89 36.47 0.00 100 220 AVERAGE

Mode	7	
	Band Edge	
	U-NII-2C_5.47-5.725_802.11a_CH100_5500MHz	
ANT	SISO	
Pol.	Vertical	Fundamental
Peak	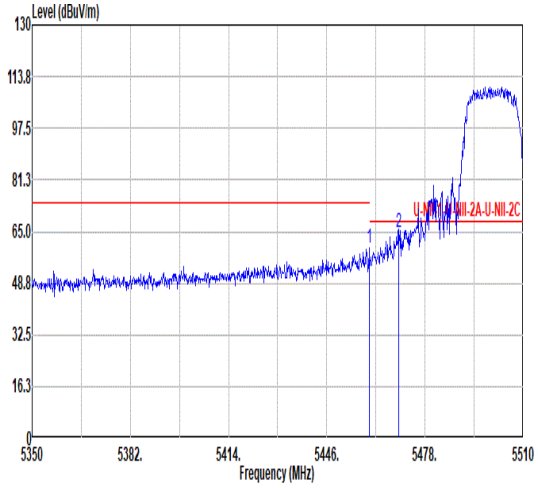 Freq Level Limit Line Over Limit Read Level Ant Factor Cable Loss Preamp Factor Aux Factor APos TPos Remark MHz dBuV/m dBuV/m dB dBuV dB/m dB dB dB cm deg 1 5459.76 59.71 74.00 -14.29 50.65 34.66 10.84 36.44 0.00 100 265 PEAK 2 5469.36 64.71 68.20 -3.49 55.69 34.62 10.85 36.45 0.00 100 265 PEAK	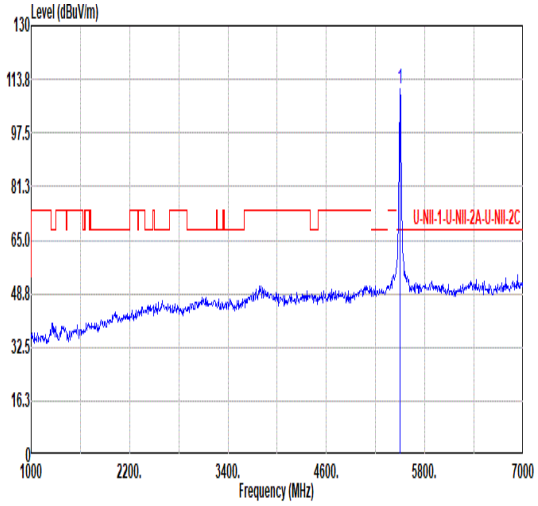 Freq Level Limit Line Over Limit Read Level Ant Factor Cable Loss Preamp Factor Aux Factor APos TPos Remark MHz dBuV/m dBuV/m dB dBuV dB/m dB dB dB cm deg 1 5500.00 110.84 ------ ------ 101.92 34.50 10.89 36.47 0.00 100 265 PEAK
Avg	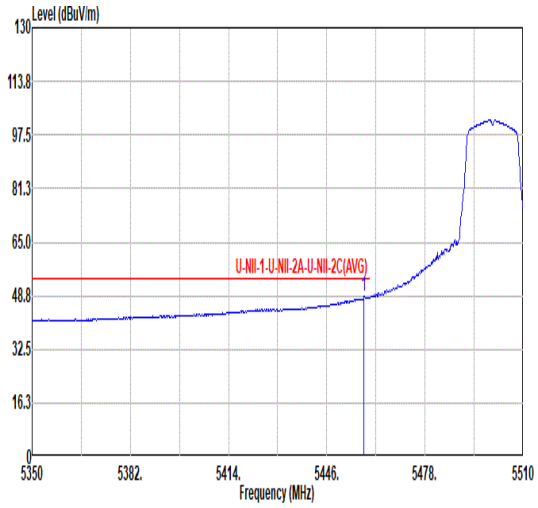 Freq Level Limit Line Over Limit Read Level Ant Factor Cable Loss Preamp Factor Aux Factor APos TPos Remark MHz dBuV/m dBuV/m dB dBuV dB/m dB dB dB cm deg 1 5458.16 48.40 54.00 -5.60 39.33 34.67 10.84 36.44 0.00 100 265 AVERAGE	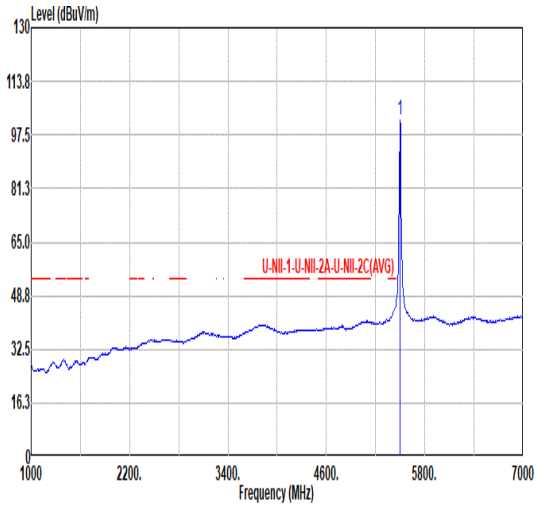 Freq Level Limit Line Over Limit Read Level Ant Factor Cable Loss Preamp Factor Aux Factor APos TPos Remark MHz dBuV/m dBuV/m dB dBuV dB/m dB dB dB cm deg 1 5500.00 101.88 ------ ------ 92.96 34.50 10.89 36.47 0.00 100 265 AVERAGE

Mode	7	
	Harmonic	
	U-NII-2C_5.47-5.725_802.11a_CH100_5500MHz	
ANT	SISO	
Pol.	Horizontal	Vertical
Peak Avg	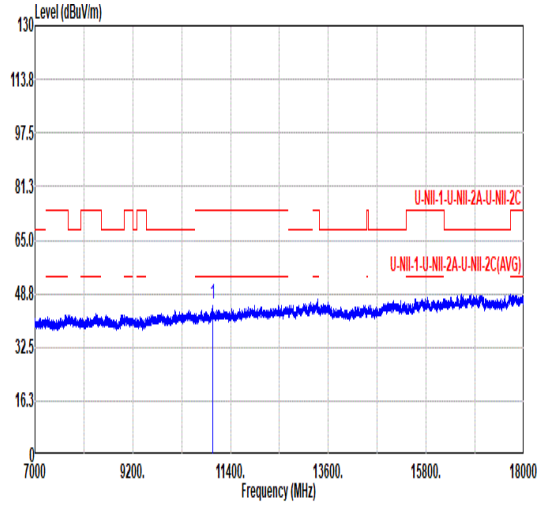 Freq Level Limit Line Over Limit Read Level Ant Factor Cable Loss Preamp Factor Aux Factor APos TPos Remark MHz dBuV/m dBuV/m dB dBuV dB/m dB dB dB cm deg 1 11000.00 45.64 74.00 -28.36 58.88 37.80 15.76 66.80 0.00 --- --- PEAK	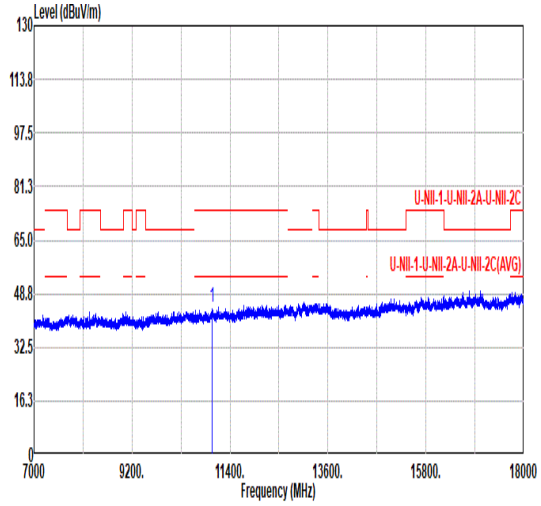 Freq Level Limit Line Over Limit Read Level Ant Factor Cable Loss Preamp Factor Aux Factor APos TPos Remark MHz dBuV/m dBuV/m dB dBuV dB/m dB dB dB cm deg 1 11000.00 44.46 74.00 -29.54 57.70 37.80 15.76 66.80 0.00 --- --- PEAK

Mode	8	
	Harmonic	
	U-NII-2C_5.47-5.725_802.11a_CH116_5580MHz	
ANT	SISO	
Pol.	Horizontal	Vertical
Peak Avg	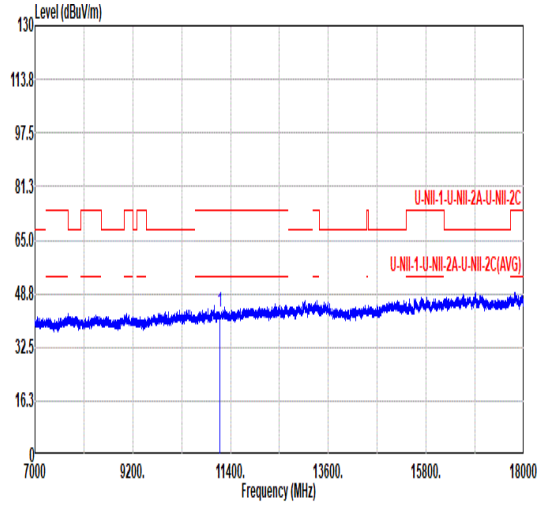 Freq Level Limit Line Over Limit Read Level Ant Factor Cable Loss Preamp Factor Aux Factor APos TPos Remark MHz dBuV/m dBuV/m dB dBuV dB/m dB dB dB cm deg 1 11160.00 43.25 74.00 -30.75 56.20 37.94 15.88 66.77 0.00 --- --- PEAK	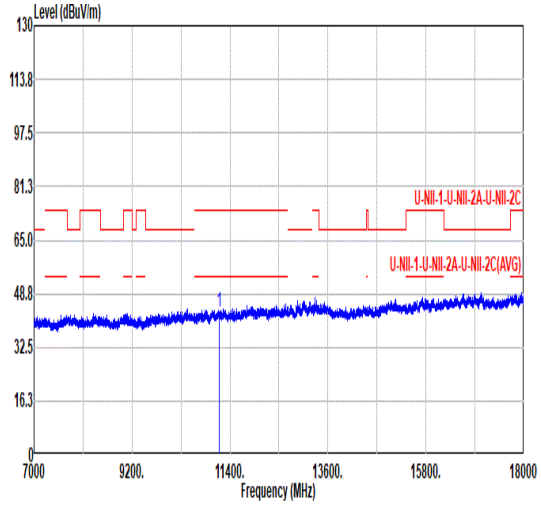 Freq Level Limit Line Over Limit Read Level Ant Factor Cable Loss Preamp Factor Aux Factor APos TPos Remark MHz dBuV/m dBuV/m dB dBuV dB/m dB dB dB cm deg 1 11160.00 43.11 74.00 -30.89 56.06 37.94 15.88 66.77 0.00 --- --- PEAK

Mode	9	
	Band Edge	
	U-NII-2C_5.47-5.725_802.11a_CH140_5700MHz	
ANT	SISO	
Pol.	Horizontal	Fundamental
Peak	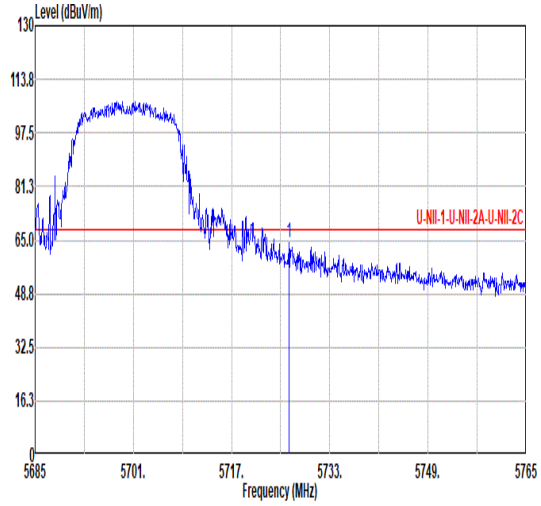 Freq Level Limit Line Over Limit Read Level Ant Factor Cable Loss Preamp Factor Aux Factor APos TPos Remark MHz dBuV/m dBuV/m dB dBuV dB/m dB dB dB cm deg 1 5726.36 64.38 68.20 -3.82 54.95 34.65 11.18 36.40 0.00 100 223 PEAK	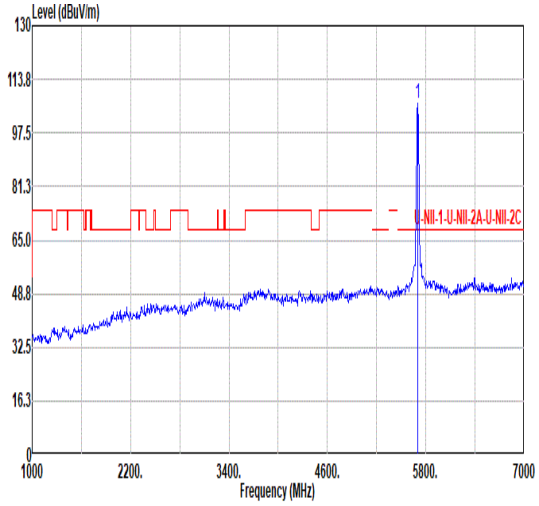 Freq Level Limit Line Over Limit Read Level Ant Factor Cable Loss Preamp Factor Aux Factor APos TPos Remark MHz dBuV/m dBuV/m dB dBuV dB/m dB dB dB cm deg 1 5700.00 106.39 ------ ------ 97.00 34.60 11.14 36.35 0.00 100 223 PEAK
Avg	Blank	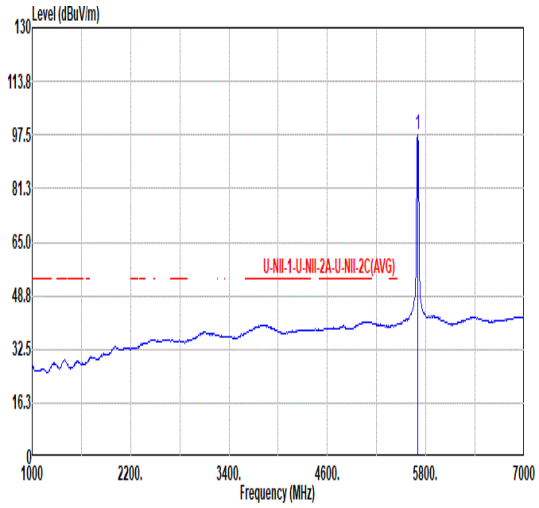 Freq Level Limit Line Over Limit Read Level Ant Factor Cable Loss Preamp Factor Aux Factor APos TPos Remark MHz dBuV/m dBuV/m dB dBuV dB/m dB dB dB cm deg 1 5700.00 97.51 ------ ------ 88.12 34.60 11.14 36.35 0.00 100 223 AVERAGE

Mode	9	
	Band Edge	
	U-NII-2C_5.47-5.725_802.11a_CH140_5700MHz	
ANT	SISO	
Pol.	Vertical	Fundamental
Peak	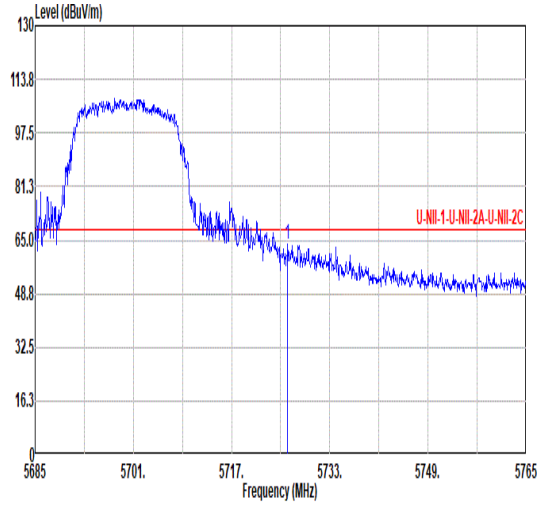 Freq Level Limit Line Over Limit Read Level Ant Factor Cable Loss Preamp Factor Aux Factor APos TPos Remark MHz dBuV/m dBuV/m dB dBuV dB/m dB dB dB cm deg 1 5726.12 63.57 68.20 -4.63 54.14 34.65 11.18 36.40 0.00 100 273 PEAK	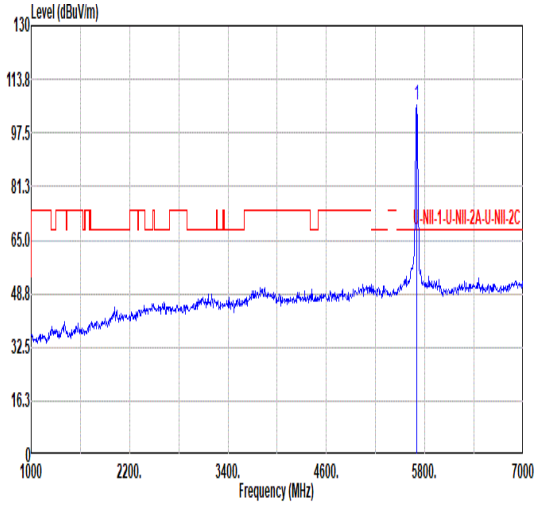 Freq Level Limit Line Over Limit Read Level Ant Factor Cable Loss Preamp Factor Aux Factor APos TPos Remark MHz dBuV/m dBuV/m dB dBuV dB/m dB dB dB cm deg 1 5700.00 106.04 ------ ------ 96.65 34.60 11.14 36.35 0.00 100 273 PEAK
Avg	Blank	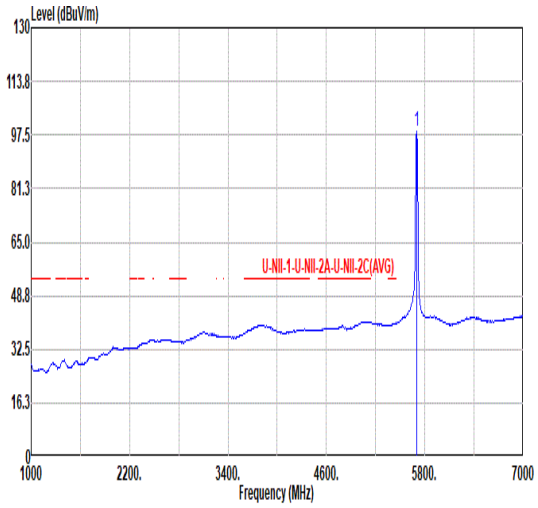 Freq Level Limit Line Over Limit Read Level Ant Factor Cable Loss Preamp Factor Aux Factor APos TPos Remark MHz dBuV/m dBuV/m dB dBuV dB/m dB dB dB cm deg 1 5700.00 98.67 ------ ------ 89.28 34.60 11.14 36.35 0.00 100 273 AVERAGE

Mode	9	
	Harmonic	
	U-NII-2C_5.47-5.725_802.11a_CH140_5700MHz	
ANT	SISO	
Pol.	Horizontal	Vertical
Peak Avg	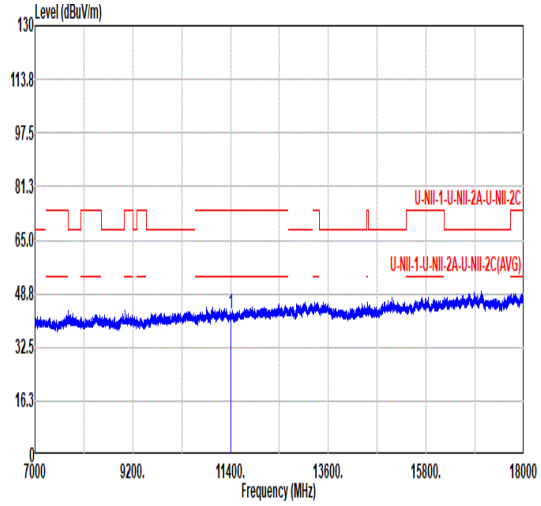 Freq Level Limit Line Over Limit Read Level Ant Factor Cable Loss Preamp Factor Aux Factor APos TPos Remark MHz dBuV/m dBuV/m dB dBuV dB/m dB dB dB cm deg 1 11400.00 42.79 74.00 -31.21 55.30 38.16 16.05 66.72 0.00 --- --- PEAK	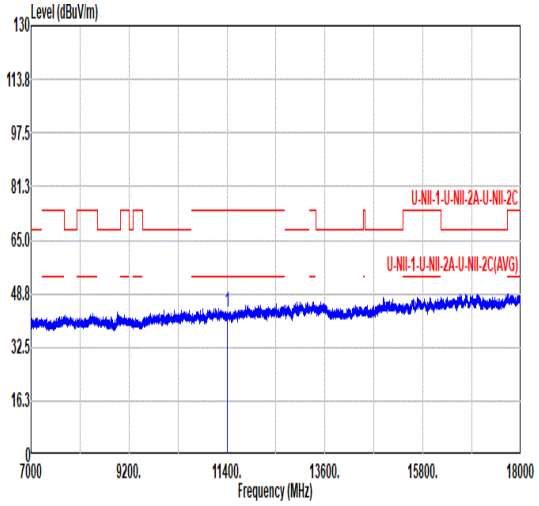 Freq Level Limit Line Over Limit Read Level Ant Factor Cable Loss Preamp Factor Aux Factor APos TPos Remark MHz dBuV/m dBuV/m dB dBuV dB/m dB dB dB cm deg 1 11400.00 43.07 74.00 -30.93 55.58 38.16 16.05 66.72 0.00 --- --- PEAK

Mode	10	
	Band Edge	
	U-NII-1_5.15-5.25_802.11n HT20_CH36_5180MHz	
ANT	SISO	
Pol.	Horizontal	Fundamental
Peak	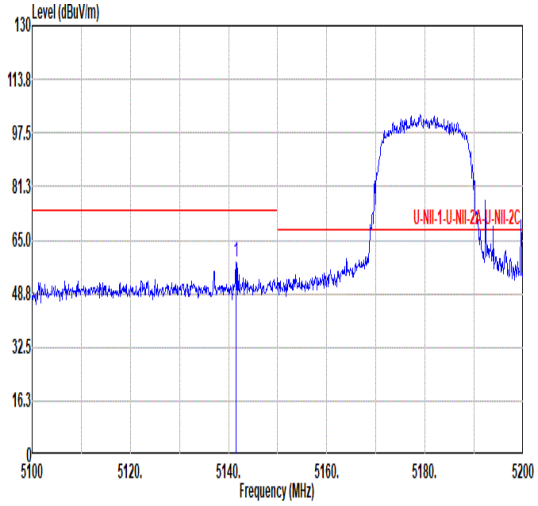 Freq Level Limit Line Over Limit Read Level Ant Factor Cable Loss Preamp Factor Aux Factor APos TPos Remark MHz dBuV/m dBuV/m dB dBuV dB/m dB dB dB cm deg 1 5141.50 58.19 74.00 -15.81 50.52 34.08 10.60 37.01 0.00 102 239 PEAK	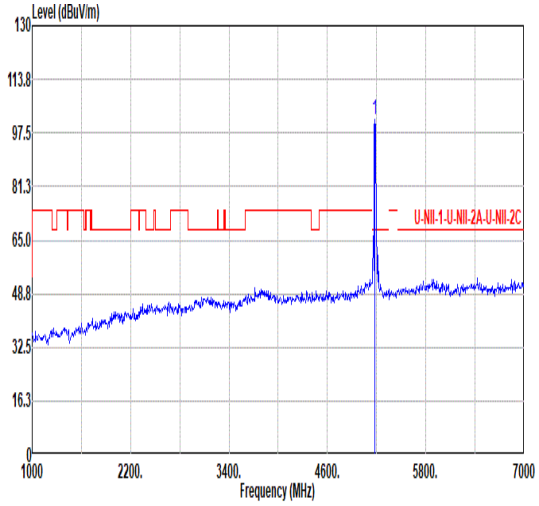 Freq Level Limit Line Over Limit Read Level Ant Factor Cable Loss Preamp Factor Aux Factor APos TPos Remark MHz dBuV/m dBuV/m dB dBuV dB/m dB dB dB cm deg 1 5180.00 101.77 ------ ------ 94.03 34.20 10.64 37.10 0.00 102 239 PEAK
Avg	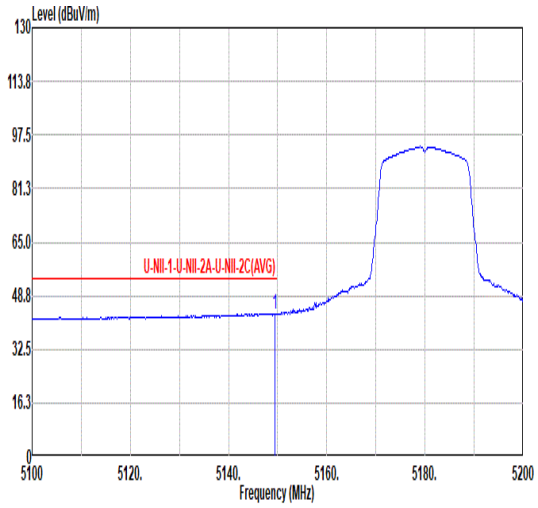 Freq Level Limit Line Over Limit Read Level Ant Factor Cable Loss Preamp Factor Aux Factor APos TPos Remark MHz dBuV/m dBuV/m dB dBuV dB/m dB dB dB cm deg 1 5149.40 43.41 54.00 -10.59 35.73 34.10 10.61 37.03 0.00 102 239 AVERAGE	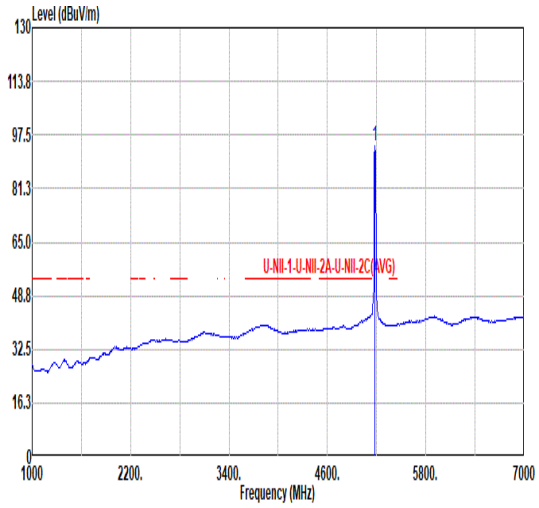 Freq Level Limit Line Over Limit Read Level Ant Factor Cable Loss Preamp Factor Aux Factor APos TPos Remark MHz dBuV/m dBuV/m dB dBuV dB/m dB dB dB cm deg 1 5180.00 94.00 ------ ------ 86.24 34.23 10.64 37.11 0.00 102 239 AVERAGE

Mode	10	
	Band Edge	
	U-NII-1_5.15-5.25_802.11n HT20_CH36_5180MHz	
ANT	SISO	
Pol.	Vertical	Fundamental
Peak	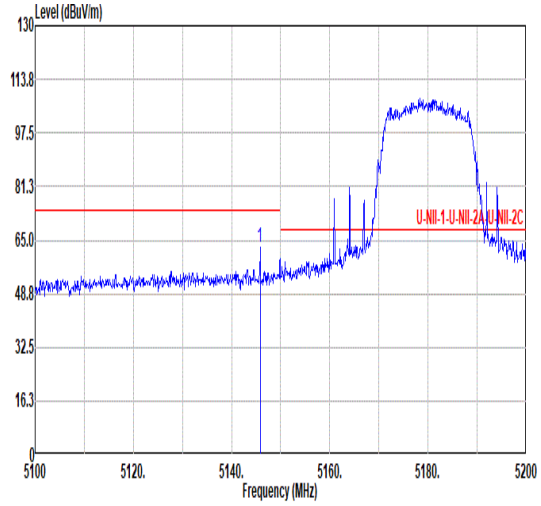 Freq Level Limit Line Over Limit Read Level Ant Factor Cable Loss Preamp Factor Aux Factor APos TPos Remark MHz dBuV/m dBuV/m dB dBuV dB/m dB dB dB cm deg 1 5145.80 62.75 74.00 -11.25 55.08 34.09 10.60 37.02 0.00 100 340 PEAK	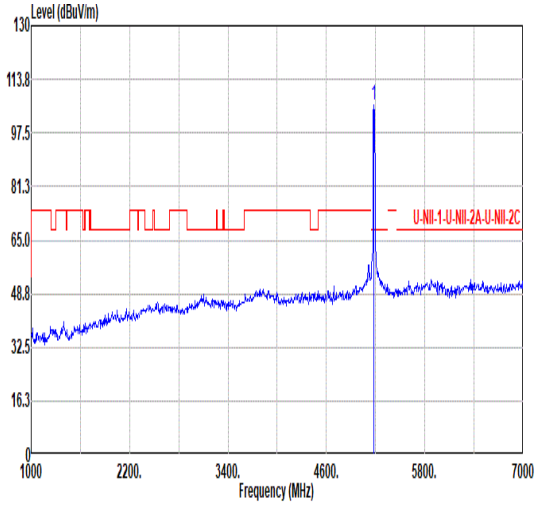 Freq Level Limit Line Over Limit Read Level Ant Factor Cable Loss Preamp Factor Aux Factor APos TPos Remark MHz dBuV/m dBuV/m dB dBuV dB/m dB dB dB cm deg 1 5180.00 106.08 ------ ------ 98.34 34.20 10.64 37.10 0.00 100 340 PEAK
Avg	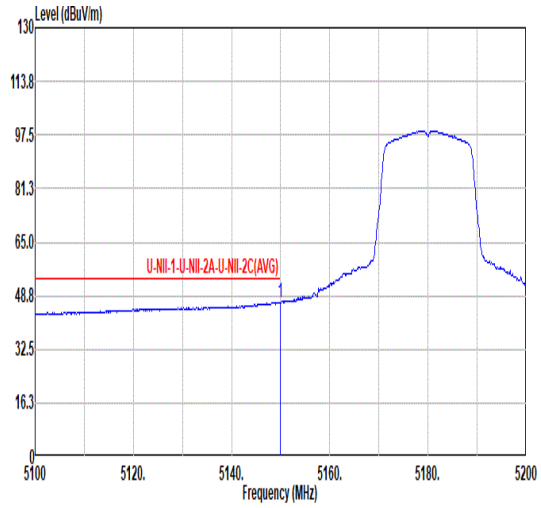 Freq Level Limit Line Over Limit Read Level Ant Factor Cable Loss Preamp Factor Aux Factor APos TPos Remark MHz dBuV/m dBuV/m dB dBuV dB/m dB dB dB cm deg 1 5150.00 46.75 54.00 -7.25 39.07 34.10 10.61 37.03 0.00 100 340 AVERAGE	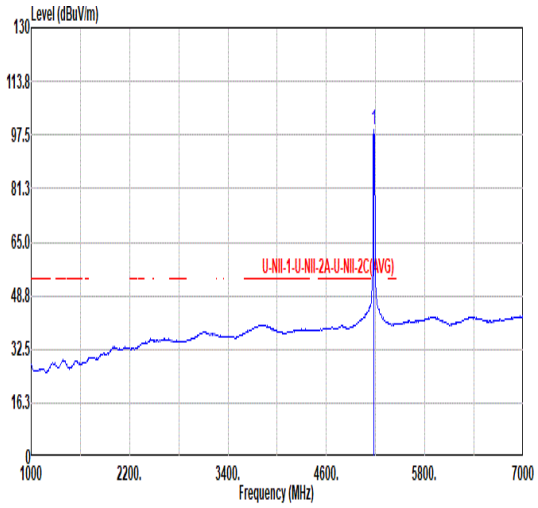 Freq Level Limit Line Over Limit Read Level Ant Factor Cable Loss Preamp Factor Aux Factor APos TPos Remark MHz dBuV/m dBuV/m dB dBuV dB/m dB dB dB cm deg 1 5180.00 98.93 ------ ------ 91.19 34.20 10.64 37.10 0.00 100 340 AVERAGE

Mode	10	
	Harmonic	
	U-NII-1_5.15-5.25_802.11n HT20_CH36_5180MHz	
ANT	SISO	
Pol.	Horizontal	Vertical
Peak Avg	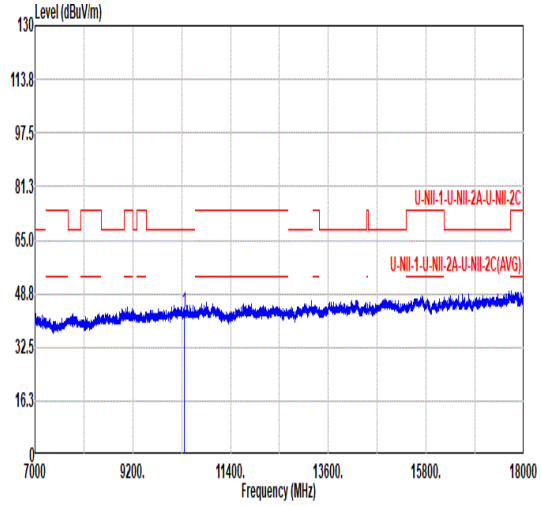 Freq Level Limit Line Over Limit Read Level Ant Factor Cable Loss Preamp Factor Aux Factor APos TPos Remark MHz dBuV/m dBuV/m dB dBuV dB/m dB dB dB cm deg 1 10360.00 43.40 68.20 -24.80 58.13 37.36 15.30 67.39 0.00 --- --- PEAK	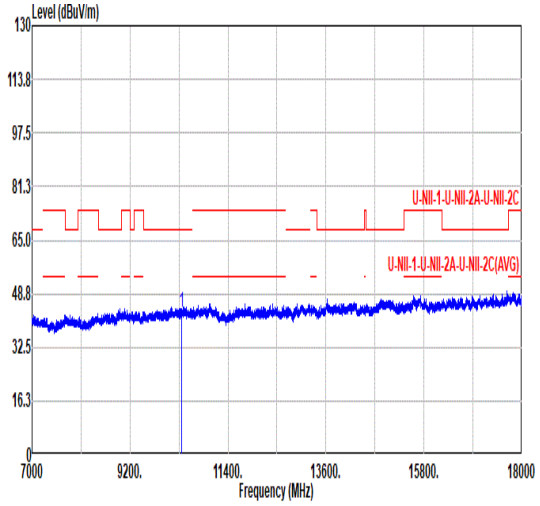 Freq Level Limit Line Over Limit Read Level Ant Factor Cable Loss Preamp Factor Aux Factor APos TPos Remark MHz dBuV/m dBuV/m dB dBuV dB/m dB dB dB cm deg 1 10360.00 42.99 68.20 -25.21 57.76 37.35 15.29 67.41 0.00 --- --- PEAK

Mode	11	
	Harmonic	
	U-NII-1_5.15-5.25_802.11n HT20_CH44_5220MHz	
ANT	SISO	
Pol.	Horizontal	Vertical
Peak Avg	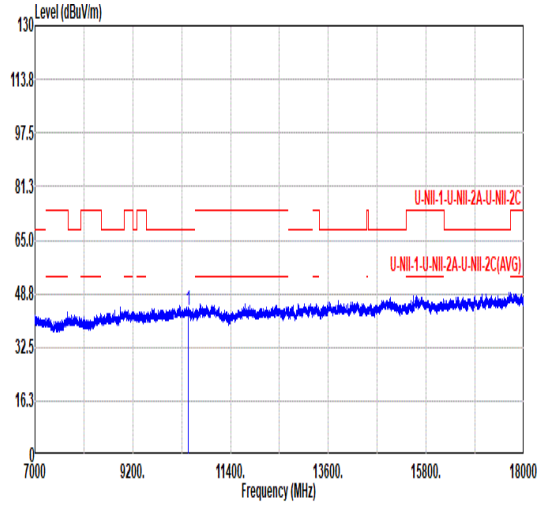 Freq Level Limit Line Over Limit Read Level Ant Factor Cable Loss Preamp Factor Aux Factor APos TPos Remark MHz dBuV/m dBuV/m dB dBuV dB/m dB dB dB cm deg 1 10440.00 43.71 68.20 -24.49 58.22 37.41 15.36 67.28 0.00 --- --- PEAK	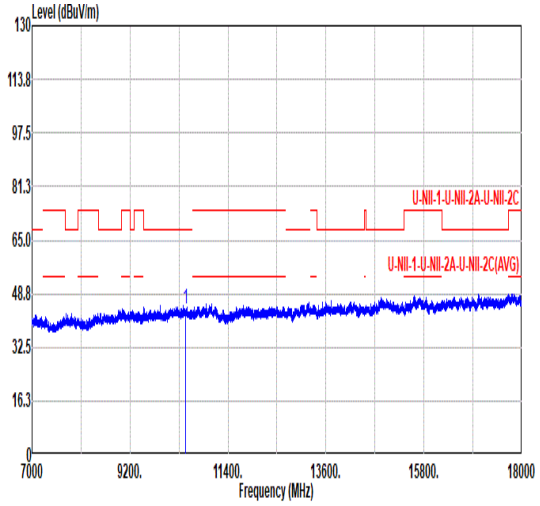 Freq Level Limit Line Over Limit Read Level Ant Factor Cable Loss Preamp Factor Aux Factor APos TPos Remark MHz dBuV/m dBuV/m dB dBuV dB/m dB dB dB cm deg 1 10440.00 44.21 68.20 -23.99 58.73 37.41 15.36 67.29 0.00 --- --- PEAK

Mode	12	
	Harmonic	
	U-NII-1_5.15-5.25_802.11n HT20_CH48_5240MHz	
ANT	SISO	
Pol.	Horizontal	Vertical
Peak Avg	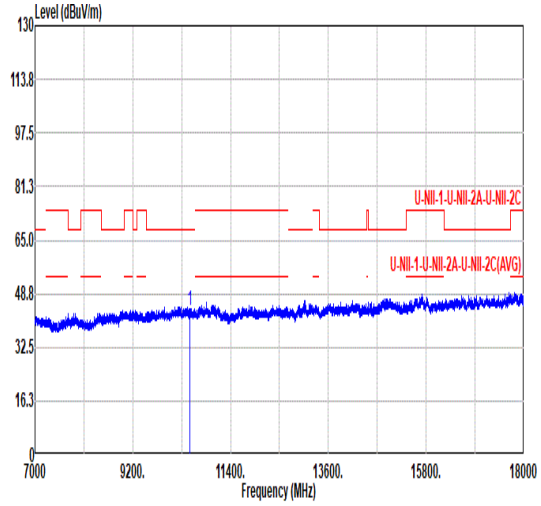 Freq Level Limit Line Over Limit Read Level Ant Factor Cable Loss Preamp Factor Aux Factor APos TPos Remark MHz dBuV/m dBuV/m dB dBuV dB/m dB dB dB cm deg 1 10480.00 43.88 68.20 -24.32 58.27 37.44 15.39 67.22 0.00 --- --- PEAK	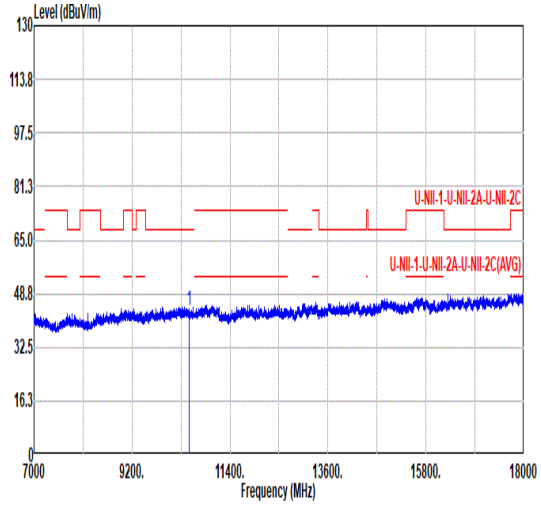 Freq Level Limit Line Over Limit Read Level Ant Factor Cable Loss Preamp Factor Aux Factor APos TPos Remark MHz dBuV/m dBuV/m dB dBuV dB/m dB dB dB cm deg 1 10480.00 43.82 68.20 -24.38 58.25 37.43 15.38 67.24 0.00 --- --- PEAK

Mode	13	
	Harmonic	
	U-NII-2A_5.25-5.35_802.11n HT20_CH52_5280MHz	
ANT	SISO	
Pol.	Horizontal	Vertical
Peak Avg	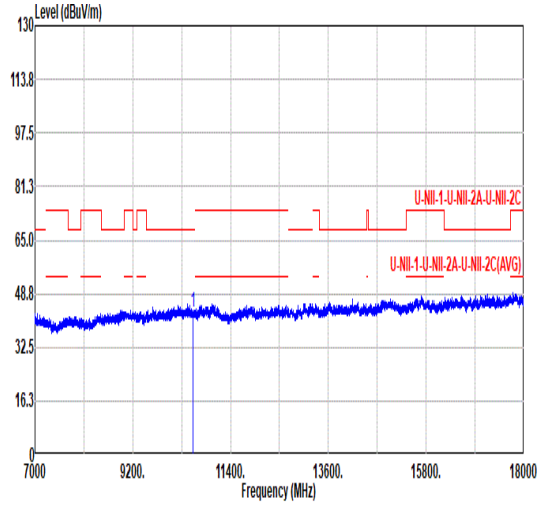 Freq Level Limit Line Over Limit Read Level Ant Factor Cable Loss Preamp Factor Aux Factor APos TPos Remark MHz dBuV/m dBuV/m dB dBuV dB/m dB dB dB cm deg 1 10560.00 43.01 68.20 -25.19 57.20 37.50 15.45 67.14 0.00 --- --- PEAK	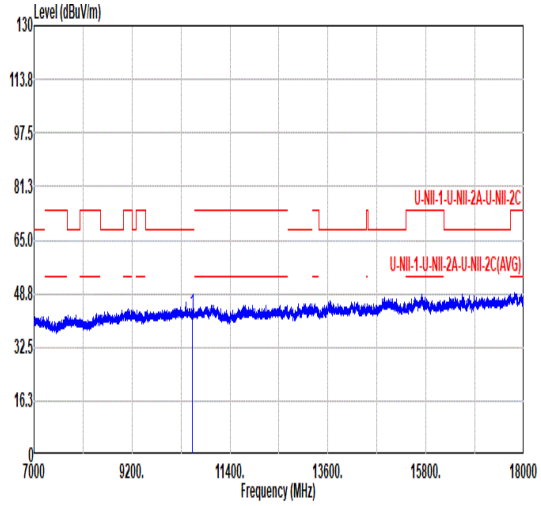 Freq Level Limit Line Over Limit Read Level Ant Factor Cable Loss Preamp Factor Aux Factor APos TPos Remark MHz dBuV/m dBuV/m dB dBuV dB/m dB dB dB cm deg 1 10560.00 42.59 68.20 -25.61 56.80 37.49 15.45 67.15 0.00 --- --- PEAK

Mode	14	
	Harmonic	
	U-NII-2A_5.25-5.35_802.11n HT20_CH60_5300MHz	
ANT	SISO	
Pol.	Horizontal	Vertical
Peak Avg	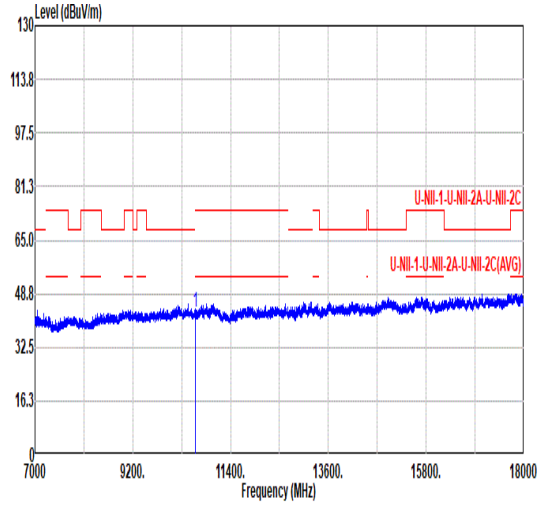 Freq Level Limit Line Over Limit Read Level Ant Factor Cable Loss Preamp Factor Aux Factor APos TPos Remark MHz dBuV/m dBuV/m dB dBuV dB/m dB dB dB cm deg 1 10600.00 42.96 68.20 -25.24 57.09 37.52 15.47 67.12 0.00 --- --- PEAK	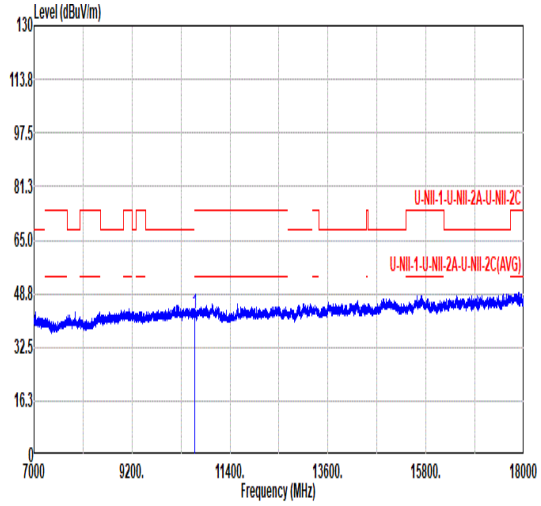 Freq Level Limit Line Over Limit Read Level Ant Factor Cable Loss Preamp Factor Aux Factor APos TPos Remark MHz dBuV/m dBuV/m dB dBuV dB/m dB dB dB cm deg 1 10600.00 42.62 68.20 -25.58 56.75 37.52 15.47 67.12 0.00 --- --- PEAK

Mode	15	
	Band Edge	
	U-NII-2A_5.25-5.35_802.11n HT20_CH64_5320MHz	
ANT	SISO	
Pol.	Horizontal	Fundamental
Peak	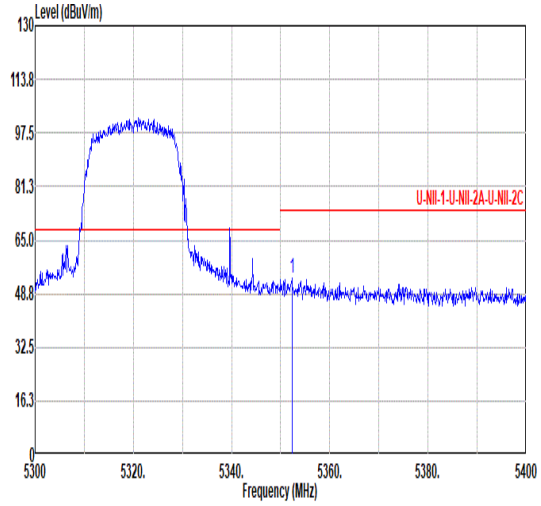 Freq Level Limit Line Over Limit Read Level Ant Factor Cable Loss Preamp Factor Aux Factor APos TPos Remark MHz dBuV/m dBuV/m dB dBuV dB/m dB dB dB cm deg 1 5352.30 53.49 74.00 -20.51 44.65 34.60 10.75 36.51 0.00 126 0 PEAK	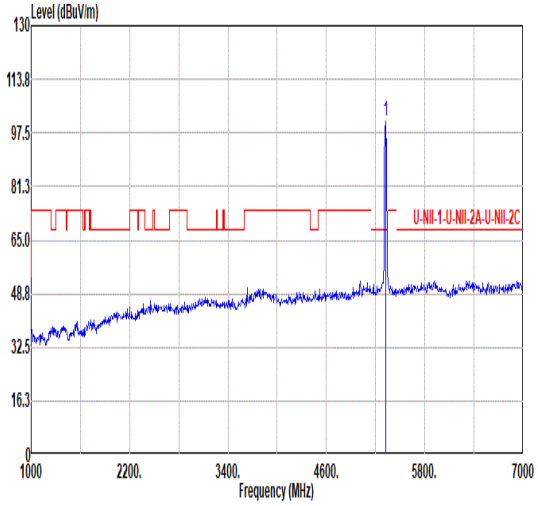 Freq Level Limit Line Over Limit Read Level Ant Factor Cable Loss Preamp Factor Aux Factor APos TPos Remark MHz dBuV/m dBuV/m dB dBuV dB/m dB dB dB cm deg 1 5320.00 100.87 ------ ------ 92.12 34.60 10.73 36.58 0.00 126 0 PEAK
Avg	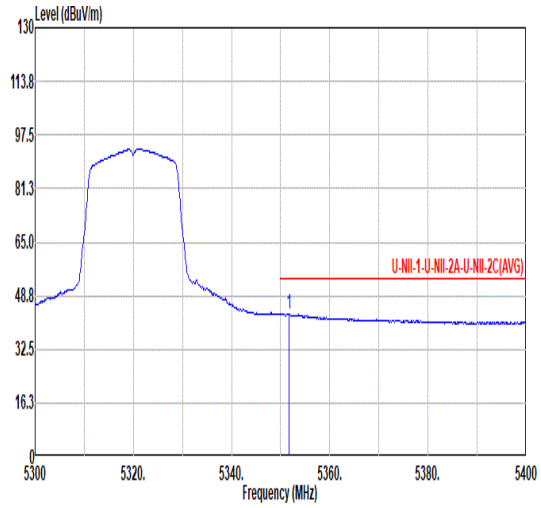 Freq Level Limit Line Over Limit Read Level Ant Factor Cable Loss Preamp Factor Aux Factor APos TPos Remark MHz dBuV/m dBuV/m dB dBuV dB/m dB dB dB cm deg 1 5351.70 43.24 54.00 -10.76 34.41 34.60 10.75 36.52 0.00 126 0 AVERAGE	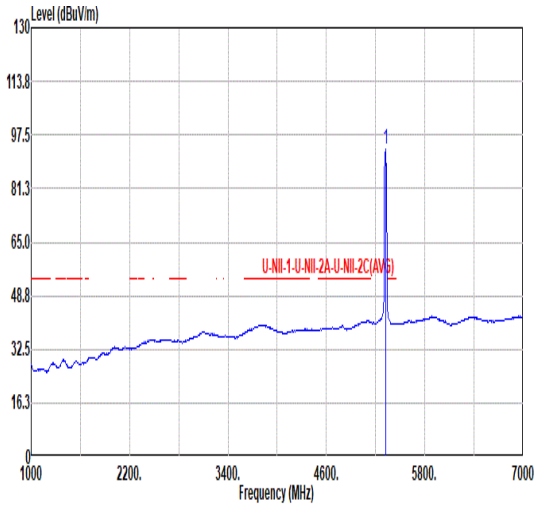 Freq Level Limit Line Over Limit Read Level Ant Factor Cable Loss Preamp Factor Aux Factor APos TPos Remark MHz dBuV/m dBuV/m dB dBuV dB/m dB dB dB cm deg 1 5320.00 93.35 ------ ------ 84.61 34.60 10.73 36.59 0.00 126 0 AVERAGE

Mode	15	
	Band Edge	
	U-NII-2A_5.25-5.35_802.11n HT20_CH64_5320MHz	
ANT	SISO	
Pol.	Vertical	Fundamental
Peak	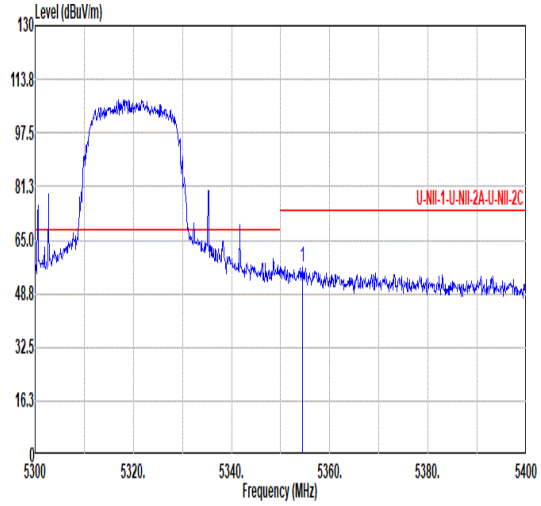 Freq Level Limit Line Over Limit Read Level Ant Factor Cable Loss Preamp Factor Aux Factor APos TPos Remark MHz dBuV/m dBuV/m dB dBuV dB/m dB dB dB cm deg 1 5354.40 56.96 74.00 -17.04 48.12 34.60 10.75 36.51 0.00 100 278 PEAK	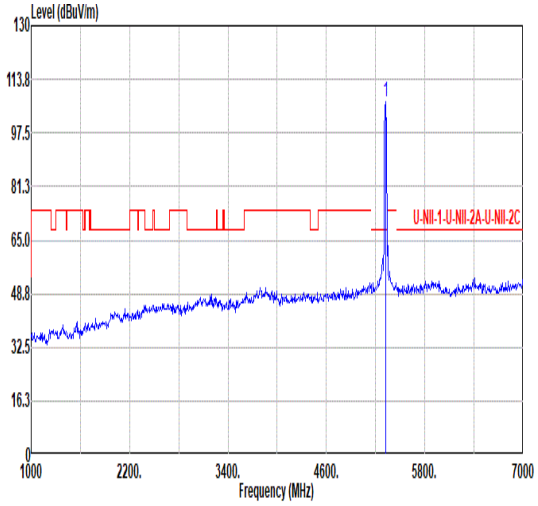 Freq Level Limit Line Over Limit Read Level Ant Factor Cable Loss Preamp Factor Aux Factor APos TPos Remark MHz dBuV/m dBuV/m dB dBuV dB/m dB dB dB cm deg 1 5320.00 106.88 ------ ------ 98.13 34.60 10.73 36.58 0.00 100 278 PEAK
Avg	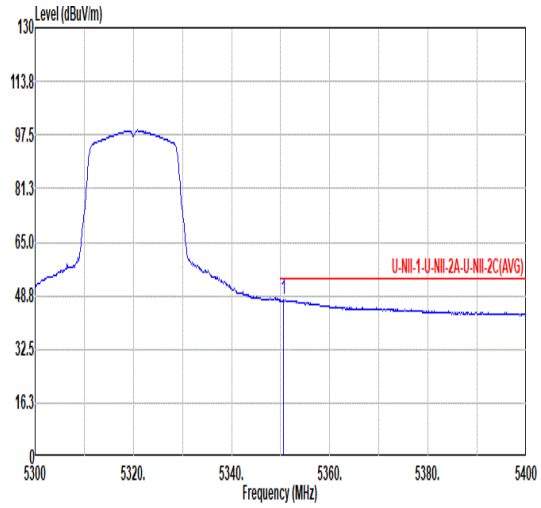 Freq Level Limit Line Over Limit Read Level Ant Factor Cable Loss Preamp Factor Aux Factor APos TPos Remark MHz dBuV/m dBuV/m dB dBuV dB/m dB dB dB cm deg 1 5350.60 47.35 54.00 -6.65 38.52 34.60 10.75 36.52 0.00 100 278 AVERAGE	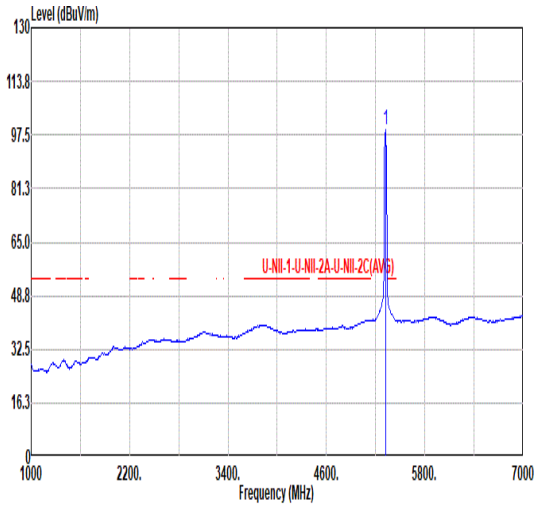 Freq Level Limit Line Over Limit Read Level Ant Factor Cable Loss Preamp Factor Aux Factor APos TPos Remark MHz dBuV/m dBuV/m dB dBuV dB/m dB dB dB cm deg 1 5320.00 99.03 ------ ------ 90.29 34.60 10.73 36.59 0.00 100 278 AVERAGE

Mode	15	
	Harmonic	
	U-NII-2A_5.25-5.35_802.11n HT20_CH64_5320MHz	
ANT	SISO	
Pol.	Horizontal	Vertical
Peak Avg	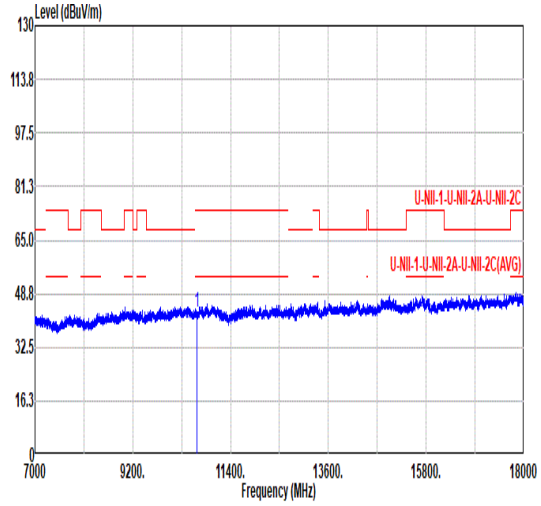 Freq Level Limit Line Over Limit Read Level Ant Factor Cable Loss Preamp Factor Aux Factor APos TPos Remark MHz dBuV/m dBuV/m dB dBuV dB/m dB dB dB cm deg 1 10640.00 43.16 74.00 -30.84 57.20 37.55 15.50 67.09 0.00 --- --- PEAK	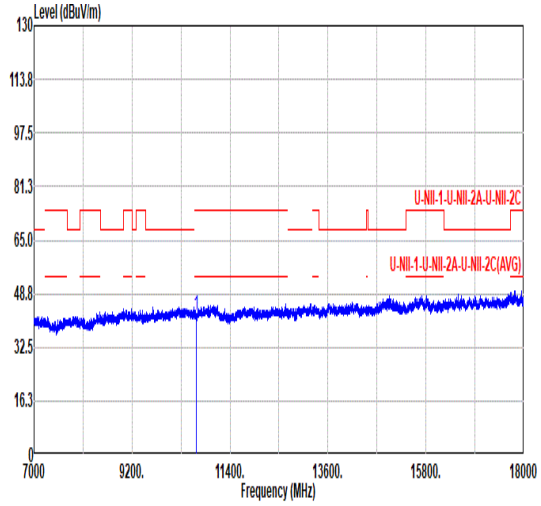 Freq Level Limit Line Over Limit Read Level Ant Factor Cable Loss Preamp Factor Aux Factor APos TPos Remark MHz dBuV/m dBuV/m dB dBuV dB/m dB dB dB cm deg 1 10640.00 42.31 74.00 -31.69 56.35 37.55 15.50 67.09 0.00 --- --- PEAK

Mode	16	
	Band Edge	
	U-NII-2C_5.47-5.725_802.11n HT20_CH100_5500MHz	
ANT	SISO	
Pol.	Horizontal	Fundamental
Peak	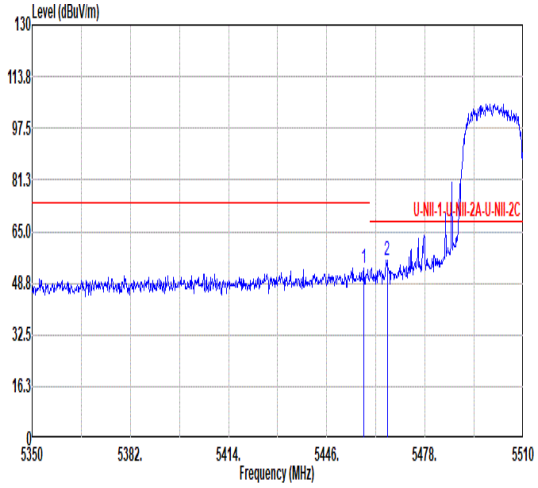 Freq Level Limit Line Over Limit Read Level Ant Factor Cable Loss Preamp Factor Aux Factor APos TPos Remark MHz dBuV/m dBuV/m dB dBuV dB/m dB dB dB cm deg 1 5458.16 53.63 74.00 -20.37 44.56 34.67 10.84 36.44 0.00 233 18 PEAK 2 5465.68 56.13 68.20 -12.07 47.09 34.64 10.85 36.45 0.00 233 18 PEAK	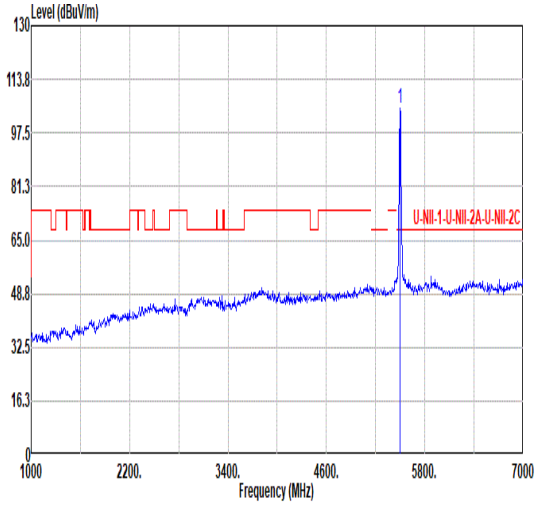 Freq Level Limit Line Over Limit Read Level Ant Factor Cable Loss Preamp Factor Aux Factor APos TPos Remark MHz dBuV/m dBuV/m dB dBuV dB/m dB dB dB cm deg 1 5500.00 105.06 ------ ------ 96.14 34.50 10.89 36.47 0.00 233 18 PEAK
Avg	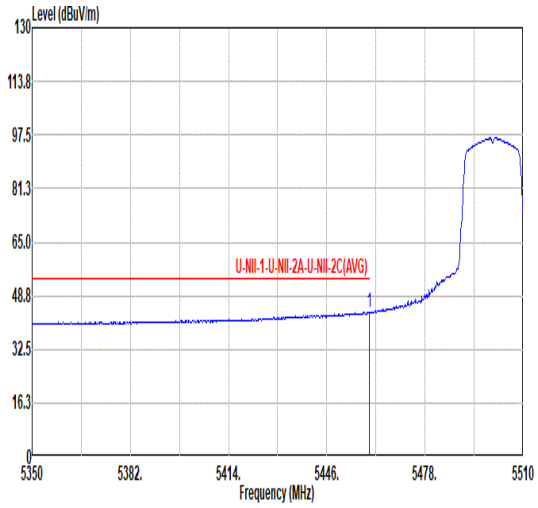 Freq Level Limit Line Over Limit Read Level Ant Factor Cable Loss Preamp Factor Aux Factor APos TPos Remark MHz dBuV/m dBuV/m dB dBuV dB/m dB dB dB cm deg 1 5459.92 43.64 54.00 -10.36 34.58 34.66 10.84 36.44 0.00 233 18 AVERAGE	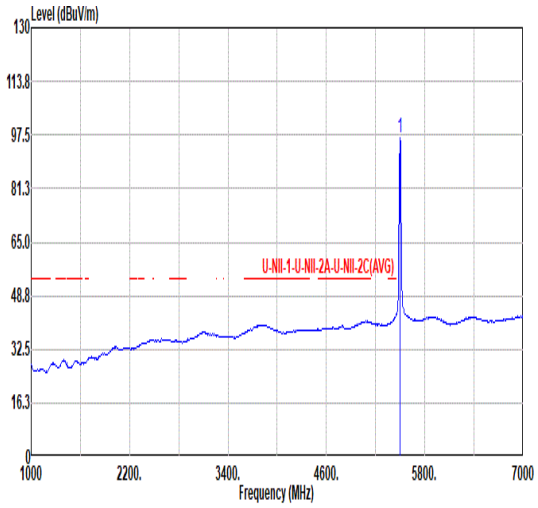 Freq Level Limit Line Over Limit Read Level Ant Factor Cable Loss Preamp Factor Aux Factor APos TPos Remark MHz dBuV/m dBuV/m dB dBuV dB/m dB dB dB cm deg 1 5500.00 96.46 ------ ------ 87.54 34.50 10.89 36.47 0.00 233 18 AVERAGE

Mode	16	
	Band Edge	
	U-NII-2C_5.47-5.725_802.11n HT20_CH100_5500MHz	
ANT	SISO	
Pol.	Vertical	Fundamental
Peak	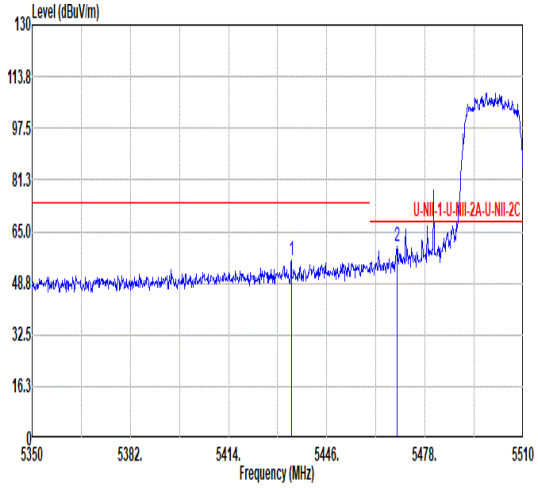 Freq Level Limit Line Over Limit Read Level Ant Factor Cable Loss Preamp Factor Aux Factor APos TPos Remark MHz dBuV/m dBuV/m dB dBuV dB/m dB dB dB cm deg 1 5434.48 55.85 74.00 -18.15 46.79 34.67 10.81 36.42 0.00 102 265 PEAK 2 5468.88 60.42 68.20 -7.78 51.40 34.62 10.85 36.45 0.00 102 265 PEAK	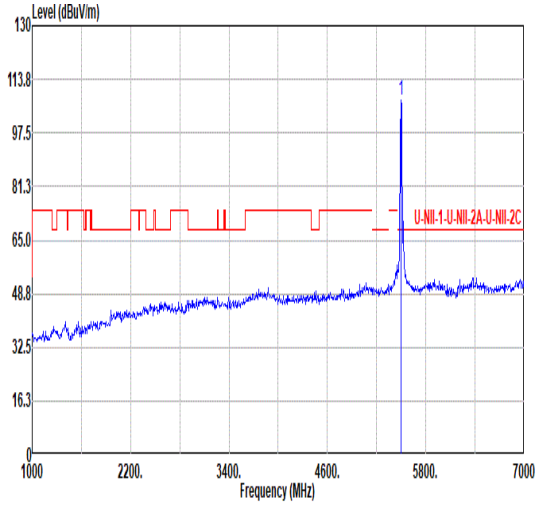 Freq Level Limit Line Over Limit Read Level Ant Factor Cable Loss Preamp Factor Aux Factor APos TPos Remark MHz dBuV/m dBuV/m dB dBuV dB/m dB dB dB cm deg 1 5500.00 107.44 ------ ------ 98.52 34.50 10.89 36.47 0.00 102 265 PEAK
Avg	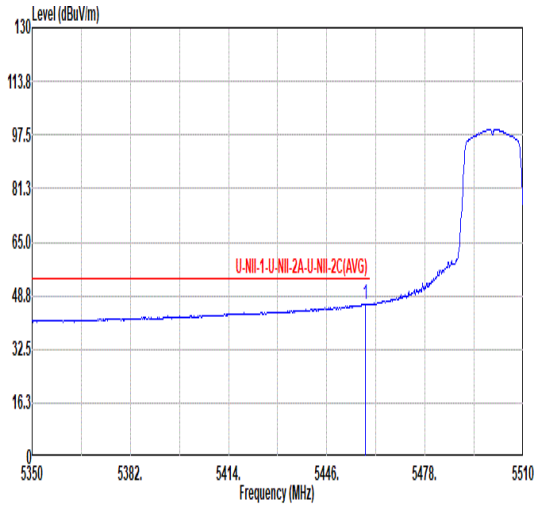 Freq Level Limit Line Over Limit Read Level Ant Factor Cable Loss Preamp Factor Aux Factor APos TPos Remark MHz dBuV/m dBuV/m dB dBuV dB/m dB dB dB cm deg 1 5458.48 46.25 54.00 -7.75 37.18 34.67 10.84 36.44 0.00 102 265 AVERAGE	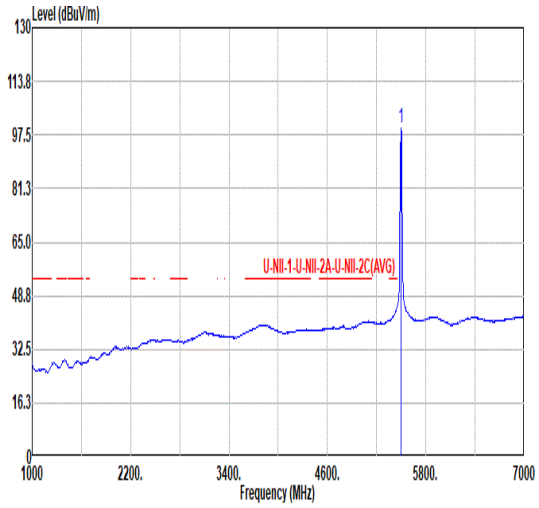 Freq Level Limit Line Over Limit Read Level Ant Factor Cable Loss Preamp Factor Aux Factor APos TPos Remark MHz dBuV/m dBuV/m dB dBuV dB/m dB dB dB cm deg 1 5500.00 99.37 ------ ------ 90.45 34.50 10.89 36.47 0.00 102 265 AVERAGE

Mode	16	
	Harmonic	
	U-NII-2C_5.47-5.725_802.11n HT20_CH100_5500MHz	
ANT	SISO	
Pol.	Horizontal	Vertical
Peak Avg	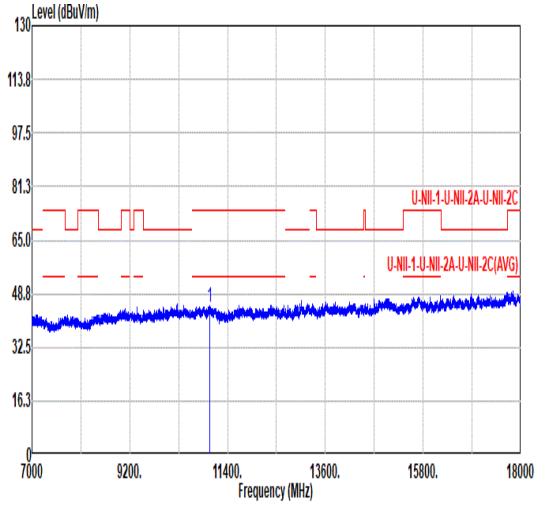 Freq Level Limit Line Over Limit Read Level Ant Factor Cable Loss Preamp Factor Aux Factor APos TPos Remark MHz dBuV/m dBuV/m dB dBuV dB/m dB dB dB cm deg 1 11000.00 44.59 74.00 -29.41 57.83 37.80 15.76 66.80 0.00 --- --- PEAK	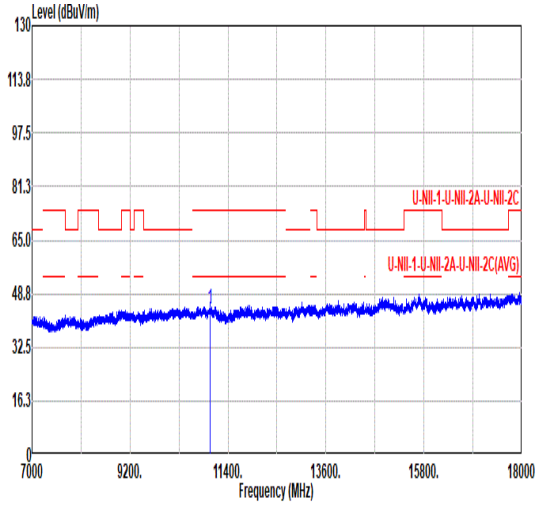 Freq Level Limit Line Over Limit Read Level Ant Factor Cable Loss Preamp Factor Aux Factor APos TPos Remark MHz dBuV/m dBuV/m dB dBuV dB/m dB dB dB cm deg 1 11000.00 44.21 74.00 -29.79 57.45 37.80 15.76 66.80 0.00 --- --- PEAK

Mode	17	
	Harmonic	
	U-NII-2C_5.47-5.725_802.11n HT20_CH116_5580MHz	
ANT	SISO	
Pol.	Horizontal	Vertical
Peak Avg	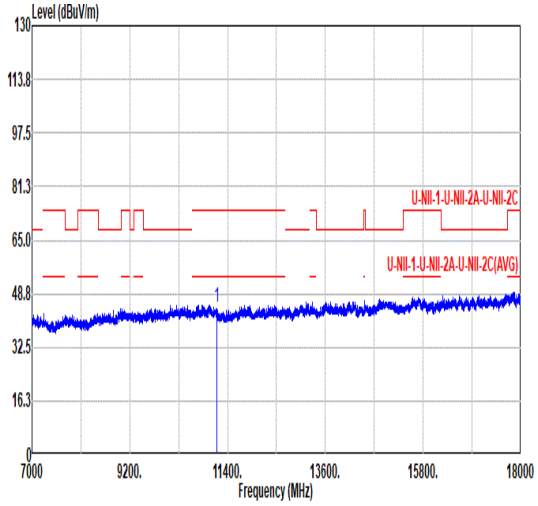 Freq Level Limit Line Over Limit Read Level Ant Factor Cable Loss Preamp Factor Aux Factor APos TPos Remark MHz dBuV/m dBuV/m dB dBuV dB/m dB dB dB cm deg 1 11160.00 44.65 74.00 -29.35 57.60 37.94 15.88 66.77 0.00 --- --- PEAK	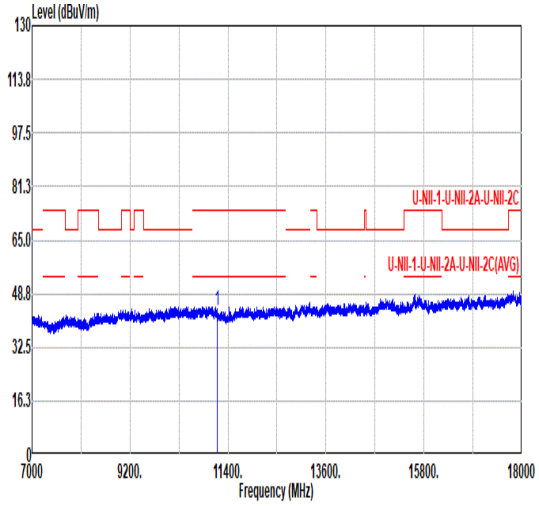 Freq Level Limit Line Over Limit Read Level Ant Factor Cable Loss Preamp Factor Aux Factor APos TPos Remark MHz dBuV/m dBuV/m dB dBuV dB/m dB dB dB cm deg 1 11160.00 43.68 74.00 -30.32 56.63 37.94 15.88 66.77 0.00 --- --- PEAK

Mode	18	
	Band Edge	
	U-NII-2C_5.47-5.725_802.11n HT20_CH140_5700MHz	
ANT	SISO	
Pol.	Horizontal	Fundamental
Peak	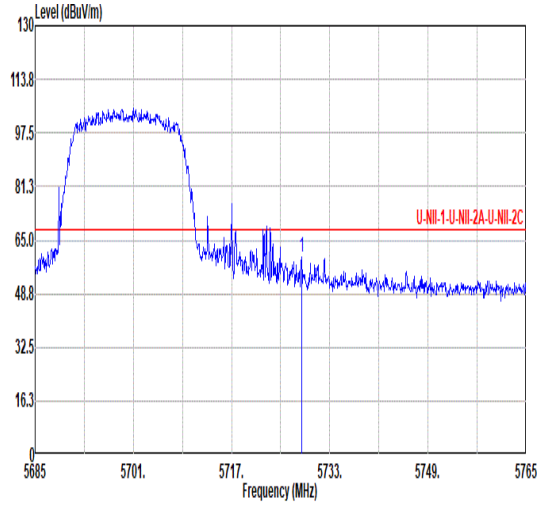 Freq Level Limit Line Over Limit Read Level Ant Factor Cable Loss Preamp Factor Aux Factor APos TPos Remark MHz dBuV/m dBuV/m dB dBuV dB/m dB dB dB cm deg 1 5728.44 59.65 68.20 -8.55 50.21 34.66 11.18 36.40 0.00 104 216 PEAK	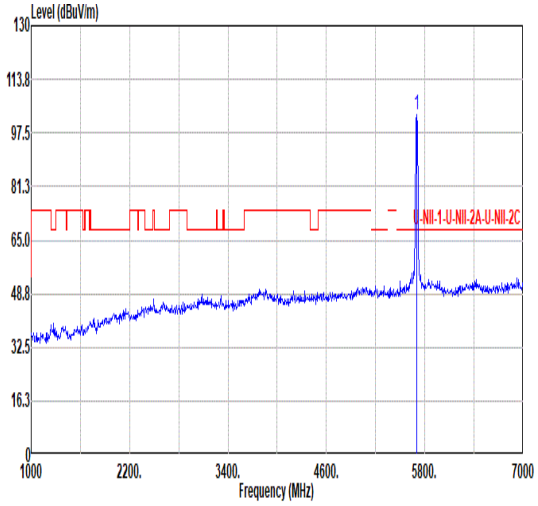 Freq Level Limit Line Over Limit Read Level Ant Factor Cable Loss Preamp Factor Aux Factor APos TPos Remark MHz dBuV/m dBuV/m dB dBuV dB/m dB dB dB cm deg 1 5700.00 102.95 ------ ------ 93.55 34.61 11.15 36.36 0.00 104 216 PEAK
Avg	Blank	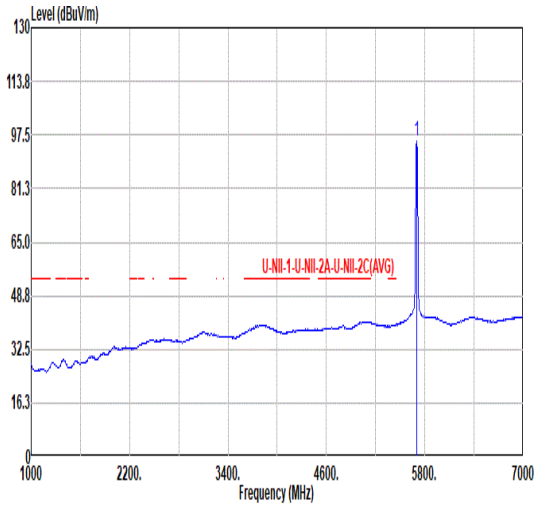 Freq Level Limit Line Over Limit Read Level Ant Factor Cable Loss Preamp Factor Aux Factor APos TPos Remark MHz dBuV/m dBuV/m dB dBuV dB/m dB dB dB cm deg 1 5700.00 95.48 ------ ------ 86.08 34.61 11.15 36.36 0.00 104 216 AVERAGE

Mode	18	
	Band Edge	
	U-NII-2C_5.47-5.725_802.11n HT20_CH140_5700MHz	
ANT	SISO	
Pol.	Vertical	Fundamental
Peak	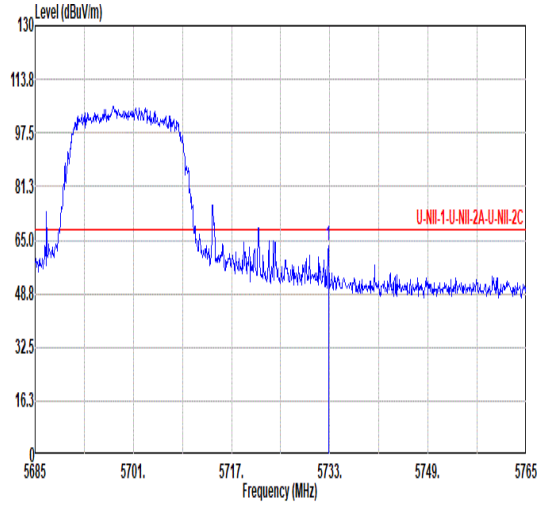 Freq Level Limit Line Over Limit Read Level Ant Factor Cable Loss Preamp Factor Aux Factor APos TPos Remark MHz dBuV/m dBuV/m dB dBuV dB/m dB dB dB cm deg 1 5732.76 63.43 68.20 -4.77 53.98 34.67 11.19 36.41 0.00 100 273 PEAK	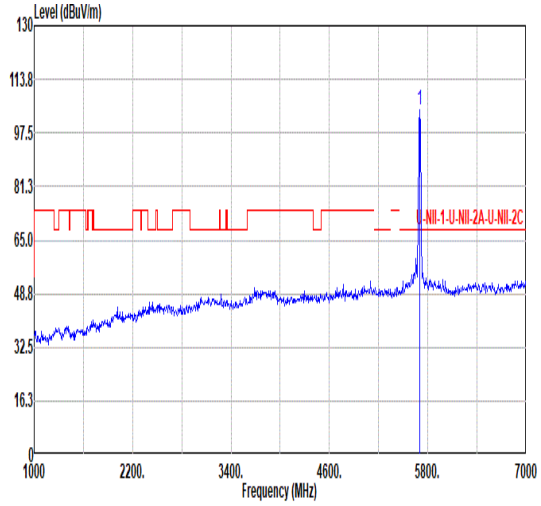 Freq Level Limit Line Over Limit Read Level Ant Factor Cable Loss Preamp Factor Aux Factor APos TPos Remark MHz dBuV/m dBuV/m dB dBuV dB/m dB dB dB cm deg 1 5700.00 104.51 ------ ------ 95.12 34.60 11.14 36.35 0.00 100 273 PEAK
Avg	Blank	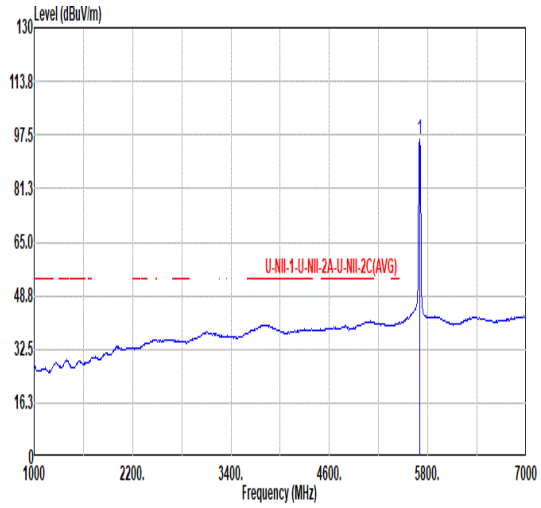 Freq Level Limit Line Over Limit Read Level Ant Factor Cable Loss Preamp Factor Aux Factor APos TPos Remark MHz dBuV/m dBuV/m dB dBuV dB/m dB dB dB cm deg 1 5700.00 96.34 ------ ------ 86.95 34.60 11.14 36.35 0.00 100 273 AVERAGE

Mode	18	
	Harmonic	
	U-NII-2C_5.47-5.725_802.11n HT20_CH140_5700MHz	
ANT	SISO	
Pol.	Horizontal	Vertical
Peak Avg	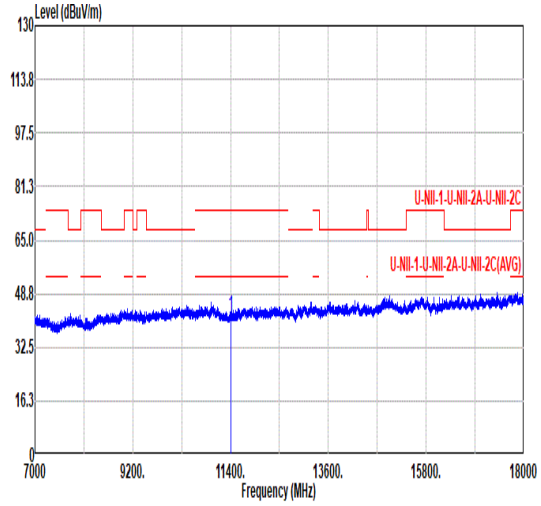 Freq Level Limit Line Over Limit Read Level Ant Factor Cable Loss Preamp Factor Aux Factor APos TPos Remark MHz dBuV/m dBuV/m dB dBuV dB/m dB dB dB cm deg 1 11400.00 42.21 74.00 -31.79 54.72 38.16 16.05 66.72 0.00 --- --- PEAK	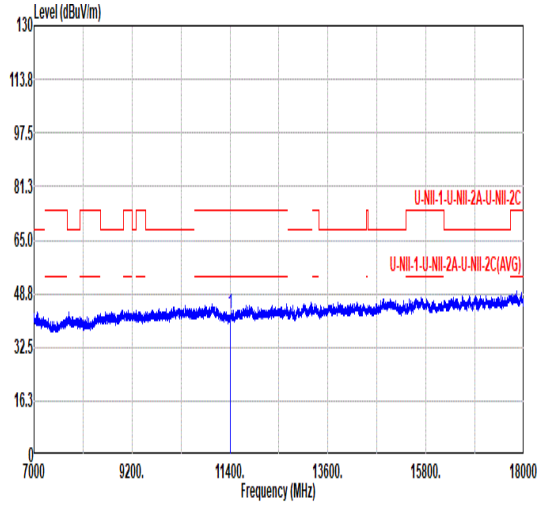 Freq Level Limit Line Over Limit Read Level Ant Factor Cable Loss Preamp Factor Aux Factor APos TPos Remark MHz dBuV/m dBuV/m dB dBuV dB/m dB dB dB cm deg 1 11400.00 42.85 74.00 -31.15 55.36 38.16 16.05 66.72 0.00 --- --- PEAK

Mode	19	
	Band Edge - L	
	U-NII-1_5.15-5.25_802.11n HT40_CH38_5190MHz	
ANT	SISO	
Pol.	Horizontal	Fundamental
Peak	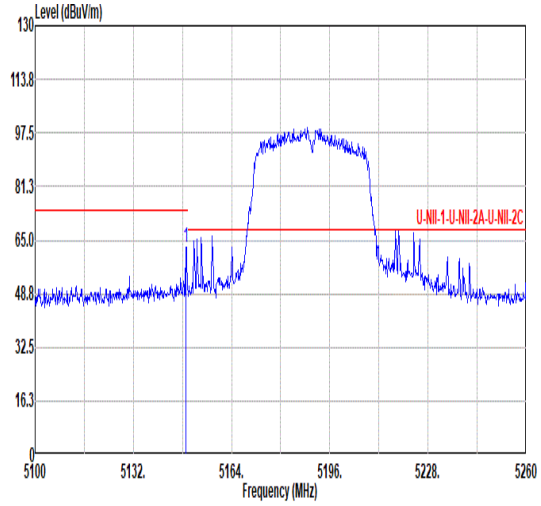 Freq Level Limit Line Over Limit Read Level Ant Factor Cable Loss Preamp Factor Aux Factor APos TPos Remark MHz dBuV/m dBuV/m dB dBuV dB/m dB dB dB cm deg 1 5149.12 62.98 74.00 -11.02 55.71 34.05 10.65 37.43 0.00 100 175 PEAK	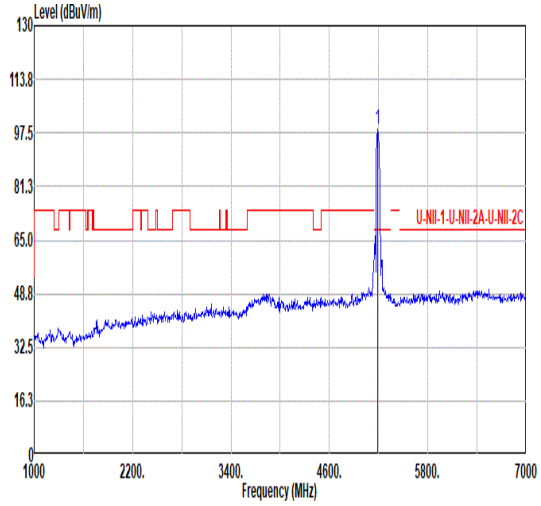 Freq Level Limit Line Over Limit Read Level Ant Factor Cable Loss Preamp Factor Aux Factor APos TPos Remark MHz dBuV/m dBuV/m dB dBuV dB/m dB dB dB cm deg 1 5190.00 98.47 ------ ------ 91.03 34.16 10.70 37.42 0.00 100 175 PEAK
Avg	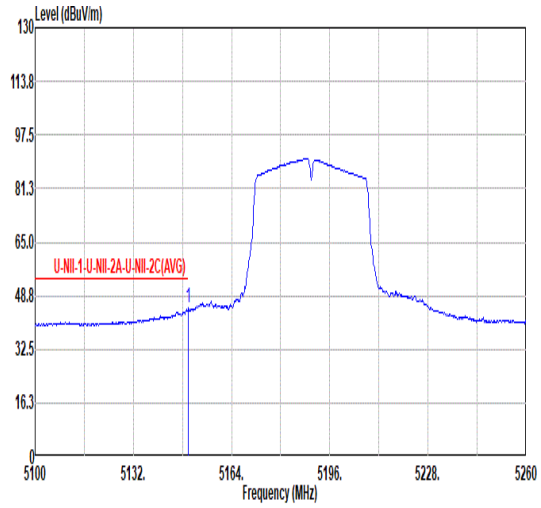 Freq Level Limit Line Over Limit Read Level Ant Factor Cable Loss Preamp Factor Aux Factor APos TPos Remark MHz dBuV/m dBuV/m dB dBuV dB/m dB dB dB cm deg 1 5149.92 44.94 54.00 -9.06 37.67 34.05 10.65 37.43 0.00 100 175 AVERAGE	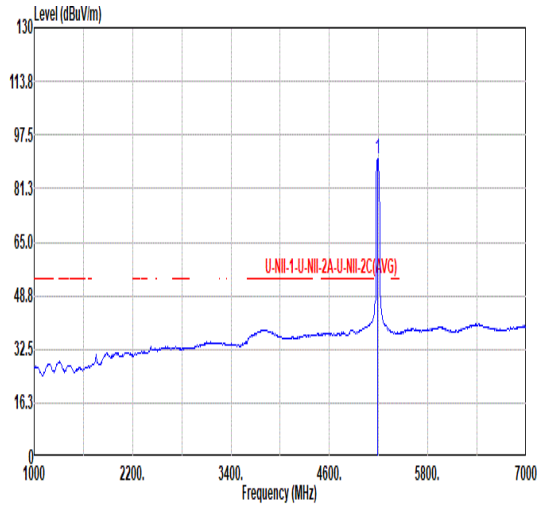 Freq Level Limit Line Over Limit Read Level Ant Factor Cable Loss Preamp Factor Aux Factor APos TPos Remark MHz dBuV/m dBuV/m dB dBuV dB/m dB dB dB cm deg 1 5190.00 90.13 ------ ------ 82.69 34.16 10.70 37.42 0.00 100 175 AVERAGE

Mode	19	
	Band Edge - R	
	U-NII-1_5.15-5.25_802.11n HT40_CH38_5190MHz	
ANT	SISO	
Pol.	Horizontal	Fundamental
Peak	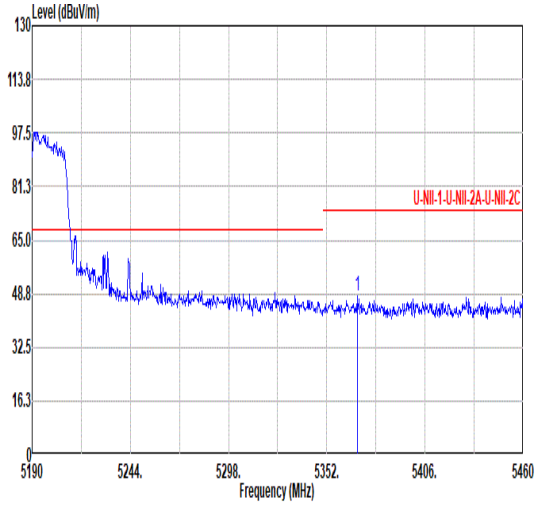 Freq Level Limit Line Over Limit Read Level Ant Factor Cable Loss Preamp Factor Aux Factor APos TPos Remark MHz dBuV/m dBuV/m dB dBuV dB/m dB dB dB cm deg 1 5368.74 47.99 74.00 -26.01 40.10 34.37 10.86 37.34 0.00 100 175 PEAK	Blank
Avg	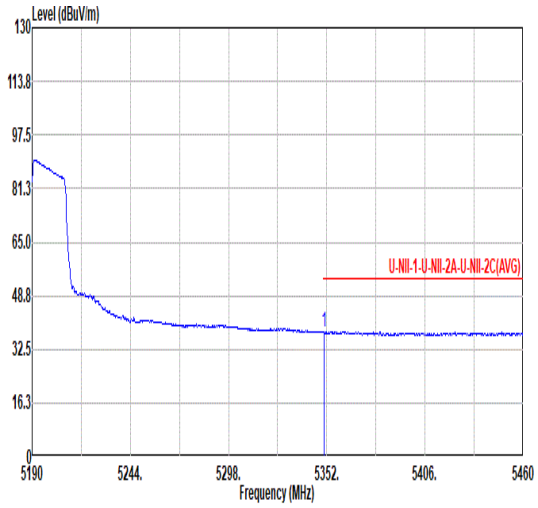 Freq Level Limit Line Over Limit Read Level Ant Factor Cable Loss Preamp Factor Aux Factor APos TPos Remark MHz dBuV/m dBuV/m dB dBuV dB/m dB dB dB cm deg 1 5350.65 37.69 54.00 -16.31 29.85 34.35 10.84 37.35 0.00 100 175 AVERAGE	Blank

Mode	19	
	Band Edge - L	
	U-NII-1_5.15-5.25_802.11n HT40_CH38_5190MHz	
ANT	SISO	
Pol.	Vertical	Fundamental
Peak	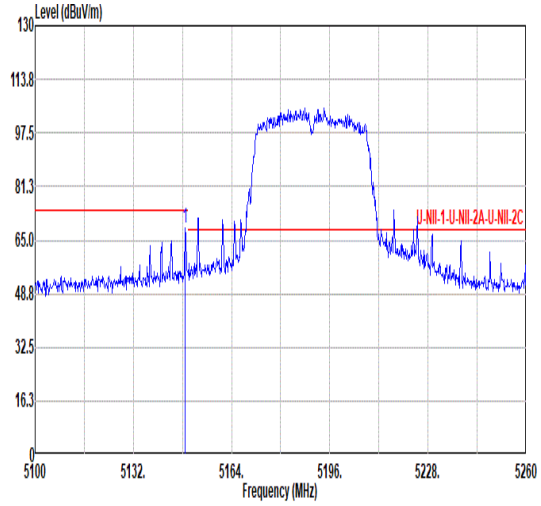 Freq Level Limit Line Over Limit Read Level Ant Factor Cable Loss Preamp Factor Aux Factor APos TPos Remark MHz dBuV/m dBuV/m dB dBuV dB/m dB dB dB cm deg 1 5148.96 68.59 74.00 -5.41 61.32 34.05 10.65 37.43 0.00 100 161 PEAK	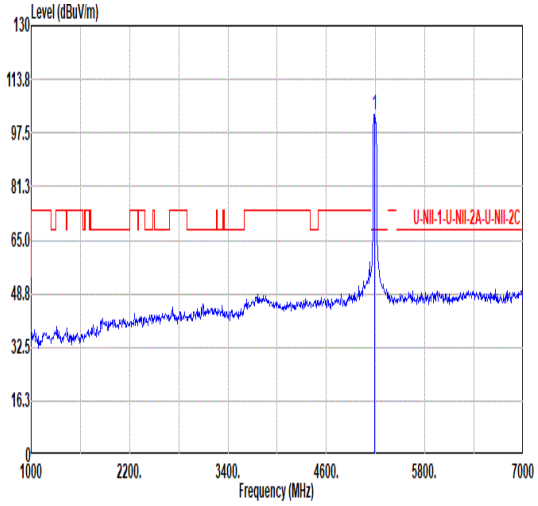 Freq Level Limit Line Over Limit Read Level Ant Factor Cable Loss Preamp Factor Aux Factor APos TPos Remark MHz dBuV/m dBuV/m dB dBuV dB/m dB dB dB cm deg 1 5190.00 103.20 ------ ------ 95.76 34.16 10.70 37.42 0.00 100 161 PEAK
Avg	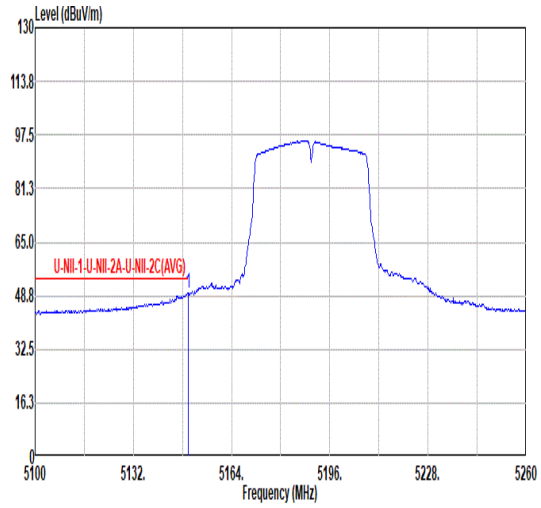 Freq Level Limit Line Over Limit Read Level Ant Factor Cable Loss Preamp Factor Aux Factor APos TPos Remark MHz dBuV/m dBuV/m dB dBuV dB/m dB dB dB cm deg 1 5149.92 49.47 54.00 -4.53 42.20 34.05 10.65 37.43 0.00 100 161 AVERAGE	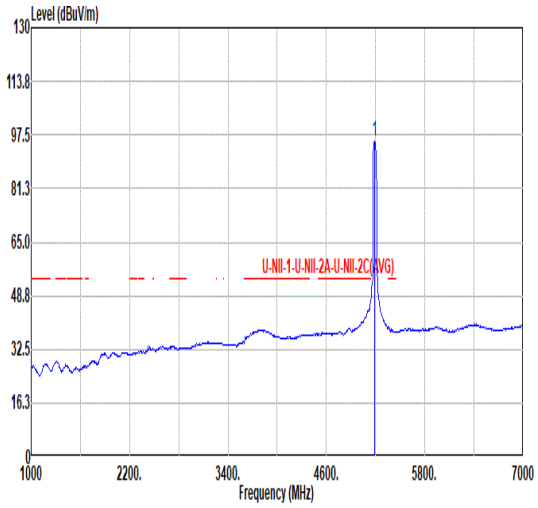 Freq Level Limit Line Over Limit Read Level Ant Factor Cable Loss Preamp Factor Aux Factor APos TPos Remark MHz dBuV/m dBuV/m dB dBuV dB/m dB dB dB cm deg 1 5190.00 95.67 ------ ------ 88.23 34.16 10.70 37.42 0.00 100 161 AVERAGE

Mode	19	
	Band Edge - R	
	U-NII-1_5.15-5.25_802.11n HT40_CH38_5190MHz	
ANT	SISO	
Pol.	Vertical	Fundamental
Peak	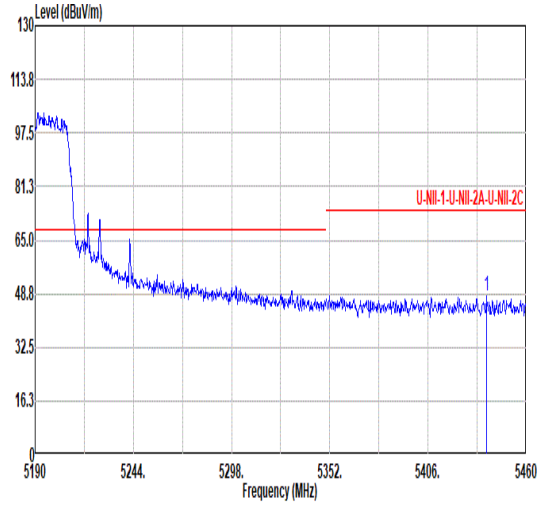 Freq Level Limit Line Over Limit Read Level Ant Factor Cable Loss Preamp Factor Aux Factor APos TPos Remark MHz dBuV/m dBuV/m dB dBuV dB/m dB dB dB cm deg 1 5438.13 48.07 74.00 -25.93 40.08 34.36 10.94 37.31 0.00 100 161 PEAK	Blank
Avg	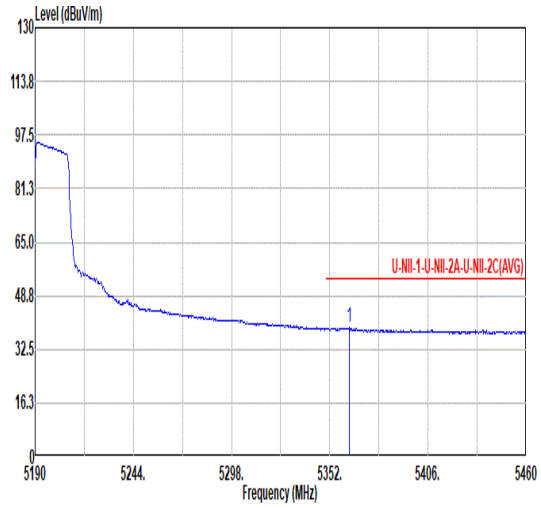 Freq Level Limit Line Over Limit Read Level Ant Factor Cable Loss Preamp Factor Aux Factor APos TPos Remark MHz dBuV/m dBuV/m dB dBuV dB/m dB dB dB cm deg 1 5362.80 39.06 54.00 -14.94 31.19 34.36 10.85 37.34 0.00 100 161 AVERAGE	Blank

Mode	19	
	Harmonic	
	U-NII-1_5.15-5.25_802.11n HT40_CH38_5190MHz	
ANT	SISO	
Pol.	Horizontal	Vertical
Peak Avg	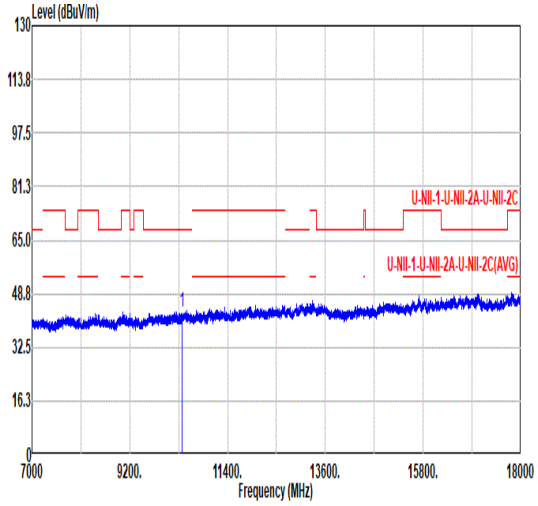 Freq Level Limit Line Over Limit Read Level Ant Factor Cable Loss Preamp Factor Aux Factor APos TPos Remark MHz dBuV/m dBuV/m dB dBuV dB/m dB dB dB cm deg 1 10380.00 43.33 68.20 -24.87 57.97 37.38 15.33 67.35 0.00 --- --- PEAK	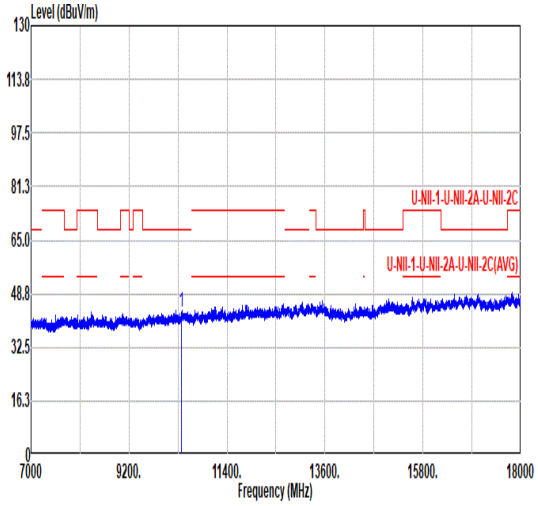 Freq Level Limit Line Over Limit Read Level Ant Factor Cable Loss Preamp Factor Aux Factor APos TPos Remark MHz dBuV/m dBuV/m dB dBuV dB/m dB dB dB cm deg 1 10380.00 43.18 68.20 -25.02 57.92 37.35 15.30 67.39 0.00 --- --- PEAK

Mode	20	
	Harmonic	
	U-NII-1_5.15-5.25_802.11n HT40_CH46_5230MHz	
ANT	SISO	
Pol.	Horizontal	Vertical
Peak Avg	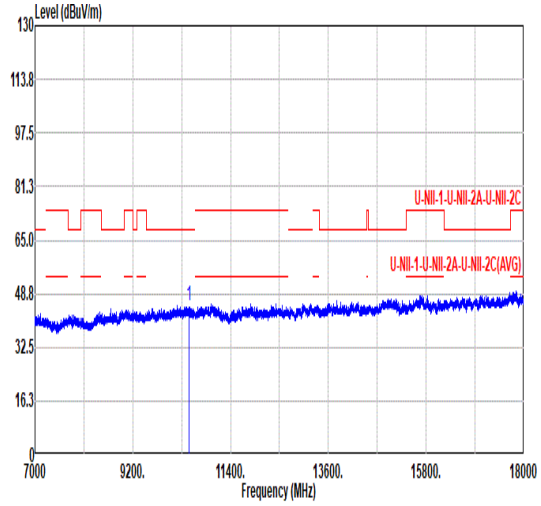 Freq Level Limit Line Over Limit Read Level Ant Factor Cable Loss Preamp Factor Aux Factor APos TPos Remark MHz dBuV/m dBuV/m dB dBuV dB/m dB dB dB cm deg 1 10460.00 44.91 68.20 -23.29 59.38 37.42 15.37 67.26 0.00 --- --- PEAK	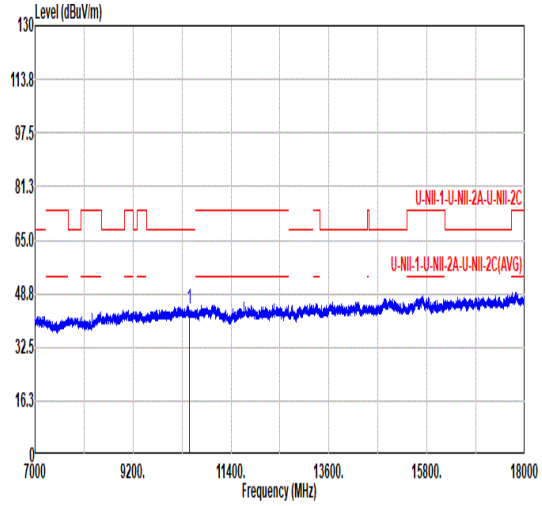 Freq Level Limit Line Over Limit Read Level Ant Factor Cable Loss Preamp Factor Aux Factor APos TPos Remark MHz dBuV/m dBuV/m dB dBuV dB/m dB dB dB cm deg 1 10460.00 44.10 68.20 -24.10 58.57 37.42 15.37 67.26 0.00 --- --- PEAK

Mode	21	
	Harmonic	
	U-NII-2A_5.25-5.35_802.11n HT40_CH54_5270MHz	
ANT	SISO	
Pol.	Horizontal	Vertical
Peak Avg	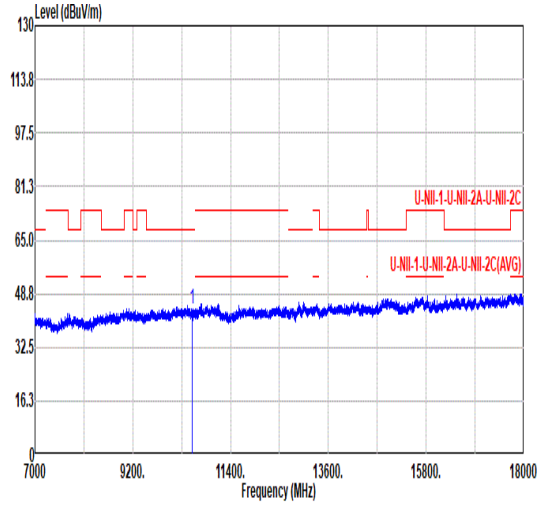 Freq Level Limit Line Over Limit Read Level Ant Factor Cable Loss Preamp Factor Aux Factor APos TPos Remark MHz dBuV/m dBuV/m dB dBuV dB/m dB dB dB cm deg 1 10540.00 44.01 68.20 -24.19 58.29 37.47 15.42 67.17 0.00 --- --- PEAK	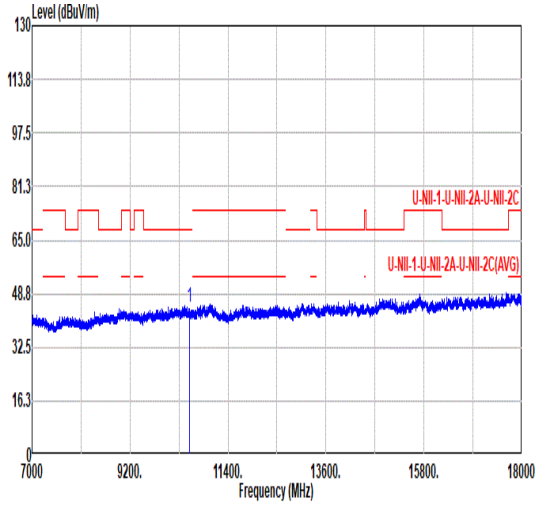 Freq Level Limit Line Over Limit Read Level Ant Factor Cable Loss Preamp Factor Aux Factor APos TPos Remark MHz dBuV/m dBuV/m dB dBuV dB/m dB dB dB cm deg 1 10540.00 44.52 68.20 -23.68 58.81 37.47 15.42 67.18 0.00 --- --- PEAK

Mode	22	
	Band Edge - L	
	U-NII-2A_5.25-5.35_802.11n HT40_CH62_5310MHz	
ANT	SISO	
Pol.	Horizontal	Fundamental
Peak	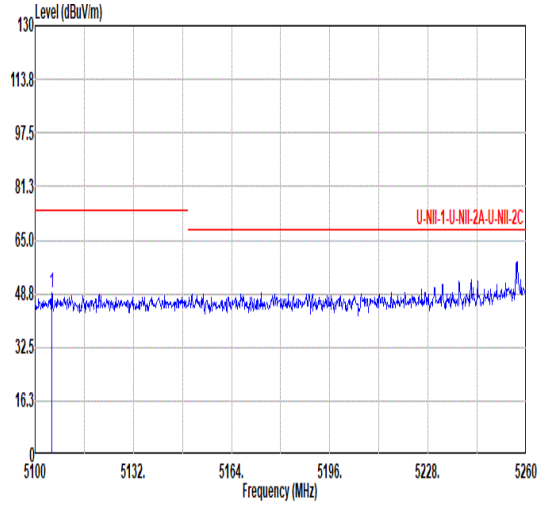 Freq Level Limit Line Over Limit Read Level Ant Factor Cable Loss Preamp Factor Aux Factor APos TPos Remark MHz dBuV/m dBuV/m dB dBuV dB/m dB dB dB cm deg 1 5105.44 48.91 74.00 -25.09 41.83 33.92 10.61 37.45 0.00 100 188 PEAK	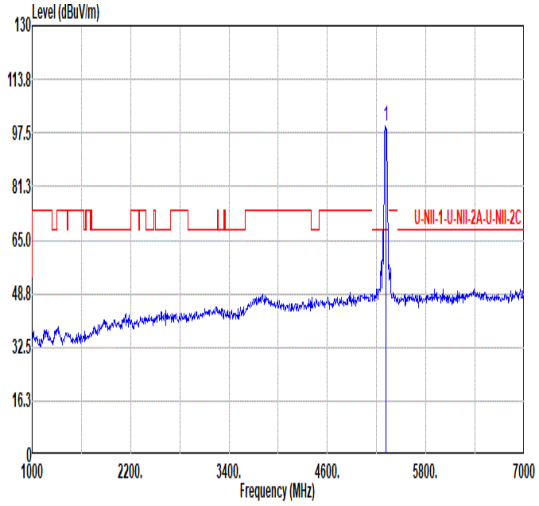 Freq Level Limit Line Over Limit Read Level Ant Factor Cable Loss Preamp Factor Aux Factor APos TPos Remark MHz dBuV/m dBuV/m dB dBuV dB/m dB dB dB cm deg 1 5310.00 99.53 ------ ------ 91.79 34.31 10.80 37.37 0.00 100 188 PEAK
Avg	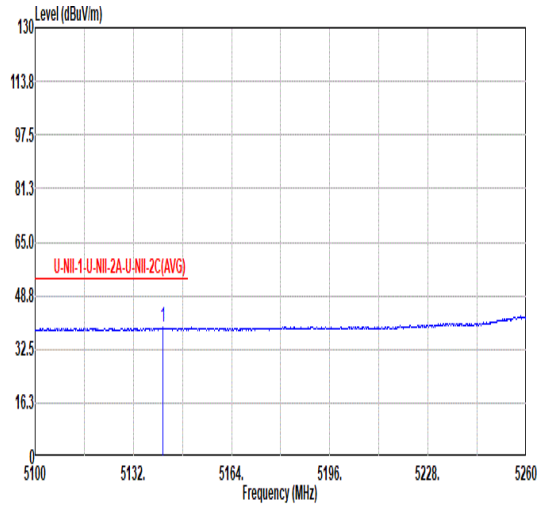 Freq Level Limit Line Over Limit Read Level Ant Factor Cable Loss Preamp Factor Aux Factor APos TPos Remark MHz dBuV/m dBuV/m dB dBuV dB/m dB dB dB cm deg 1 5141.60 39.04 54.00 -14.96 31.81 34.02 10.65 37.44 0.00 100 188 AVERAGE	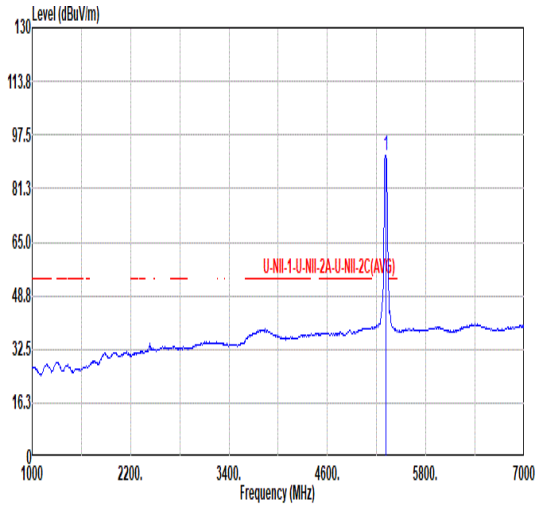 Freq Level Limit Line Over Limit Read Level Ant Factor Cable Loss Preamp Factor Aux Factor APos TPos Remark MHz dBuV/m dBuV/m dB dBuV dB/m dB dB dB cm deg 1 5310.00 91.37 ------ ------ 83.63 34.31 10.80 37.37 0.00 100 188 AVERAGE

Mode	22	
	Band Edge - R	
	U-NII-2A_5.25-5.35_802.11n HT40_CH62_5310MHz	
ANT	SISO	
Pol.	Horizontal	Fundamental
Peak	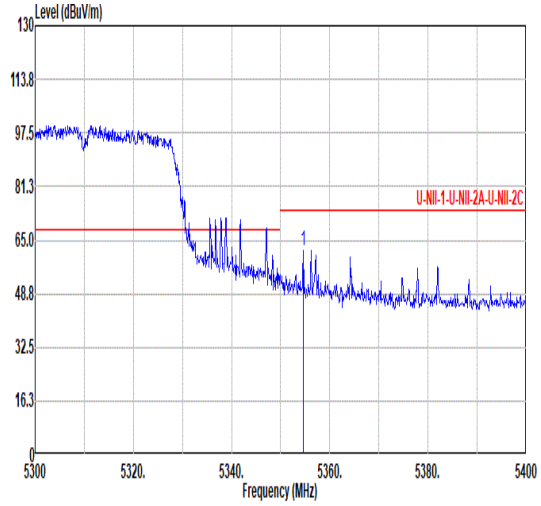 Freq Level Limit Line Over Limit Read Level Ant Factor Cable Loss Preamp Factor Aux Factor APos TPos Remark MHz dBuV/m dBuV/m dB dBuV dB/m dB dB dB cm deg 1 5354.60 62.05 74.00 -11.95 54.20 34.35 10.84 37.34 0.00 100 188 PEAK	Blank
Avg	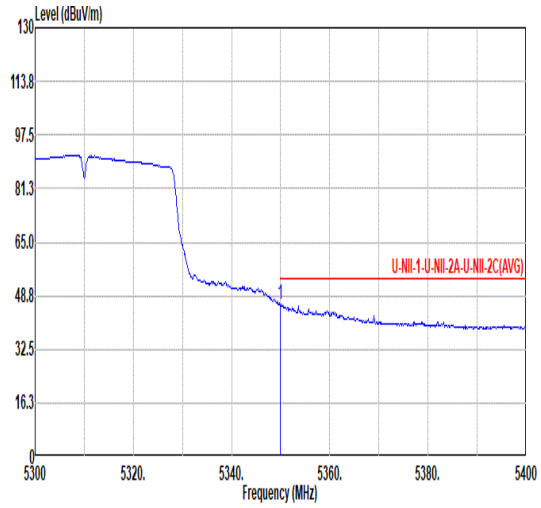 Freq Level Limit Line Over Limit Read Level Ant Factor Cable Loss Preamp Factor Aux Factor APos TPos Remark MHz dBuV/m dBuV/m dB dBuV dB/m dB dB dB cm deg 1 5350.00 45.98 54.00 -8.02 38.14 34.35 10.84 37.35 0.00 100 188 AVERAGE	Blank

Mode	22	
	Band Edge - L	
	U-NII-2A_5.25-5.35_802.11n HT40_CH62_5310MHz	
ANT	SISO	
Pol.	Vertical	Fundamental
Peak	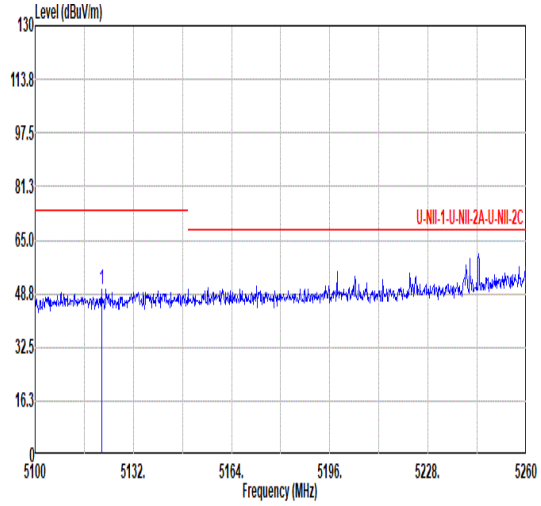 Freq Level Limit Line Over Limit Read Level Ant Factor Cable Loss Preamp Factor Aux Factor APos TPos Remark MHz dBuV/m dBuV/m dB dBuV dB/m dB dB dB cm deg 1 5121.60 50.22 74.00 -23.78 43.09 33.96 10.62 37.45 0.00 103 99 PEAK	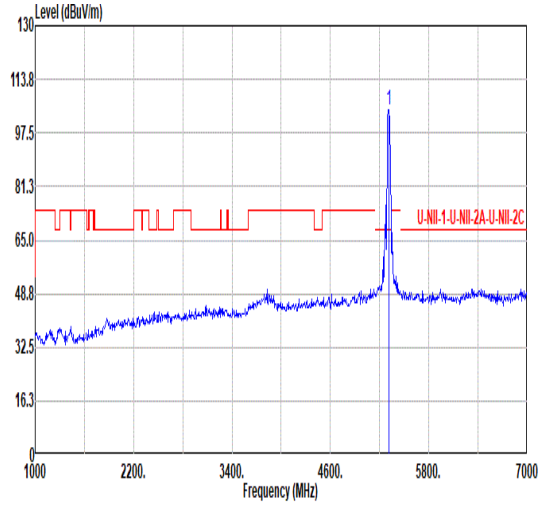 Freq Level Limit Line Over Limit Read Level Ant Factor Cable Loss Preamp Factor Aux Factor APos TPos Remark MHz dBuV/m dBuV/m dB dBuV dB/m dB dB dB cm deg 1 5310.00 104.70 ------ ------ 96.98 34.30 10.79 37.37 0.00 103 99 PEAK
Avg	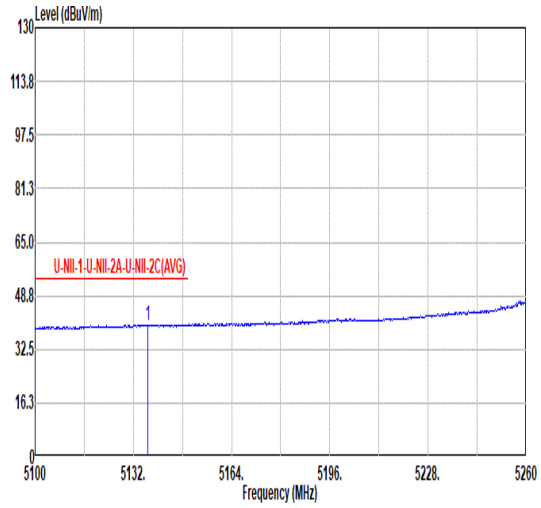 Freq Level Limit Line Over Limit Read Level Ant Factor Cable Loss Preamp Factor Aux Factor APos TPos Remark MHz dBuV/m dBuV/m dB dBuV dB/m dB dB dB cm deg 1 5136.80 39.95 54.00 -14.05 32.74 34.01 10.64 37.44 0.00 103 99 AVERAGE	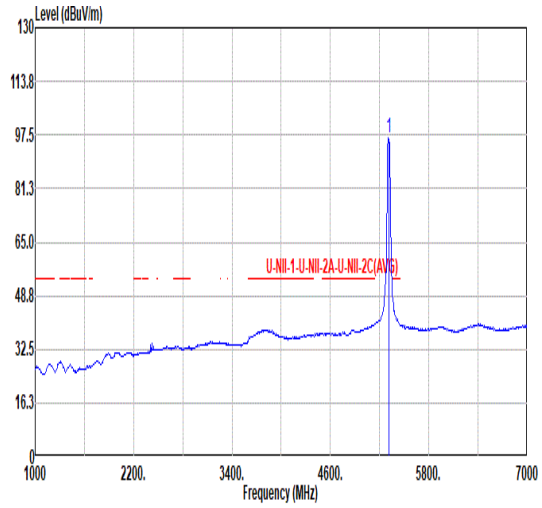 Freq Level Limit Line Over Limit Read Level Ant Factor Cable Loss Preamp Factor Aux Factor APos TPos Remark MHz dBuV/m dBuV/m dB dBuV dB/m dB dB dB cm deg 1 5310.00 96.66 ------ ------ 88.92 34.31 10.80 37.37 0.00 103 99 AVERAGE

Mode	22	
	Band Edge - R	
	U-NII-2A_5.25-5.35_802.11n HT40_CH62_5310MHz	
ANT	SISO	
Pol.	Vertical	Fundamental
Peak	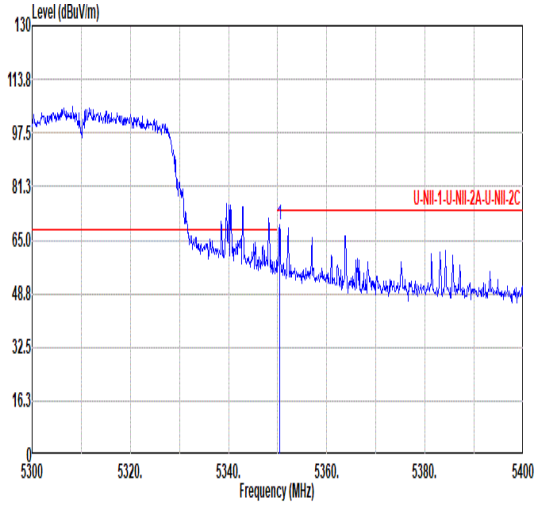 Freq Level Limit Line Over Limit Read Level Ant Factor Cable Loss Preamp Factor Aux Factor APos TPos Remark MHz dBuV/m dBuV/m dB dBuV dB/m dB dB dB cm deg 1 5350.40 69.61 74.00 -4.39 61.77 34.35 10.84 37.35 0.00 103 99 PEAK	Blank
Avg	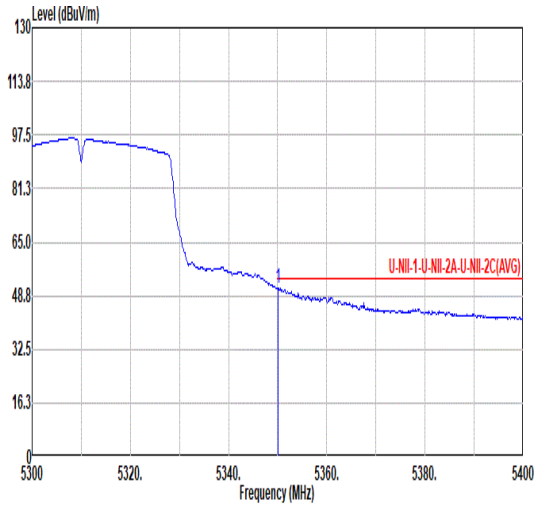 Freq Level Limit Line Over Limit Read Level Ant Factor Cable Loss Preamp Factor Aux Factor APos TPos Remark MHz dBuV/m dBuV/m dB dBuV dB/m dB dB dB cm deg 1 5350.10 50.91 54.00 -3.09 43.07 34.35 10.84 37.35 0.00 103 99 AVERAGE	Blank

Mode	22	
	Harmonic	
	U-NII-2A_5.25-5.35_802.11n HT40_CH62_5310MHz	
ANT	SISO	
Pol.	Horizontal	Vertical
Peak Avg	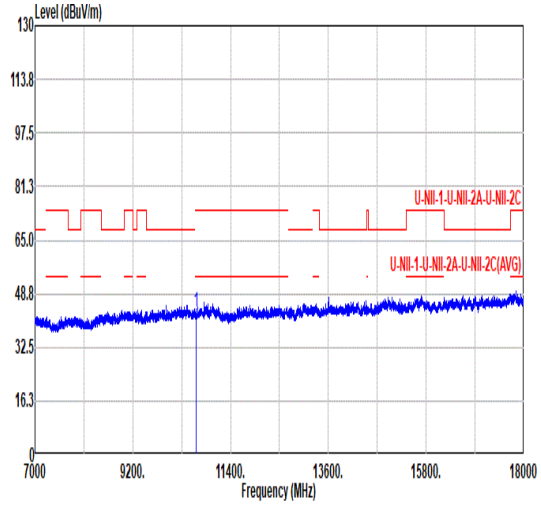 Freq Level Limit Line Over Limit Read Level Ant Factor Cable Loss Preamp Factor Aux Factor APos TPos Remark MHz dBuV/m dBuV/m dB dBuV dB/m dB dB dB cm deg 1 10620.00 43.20 74.00 -30.80 57.28 37.53 15.49 67.10 0.00 --- --- PEAK	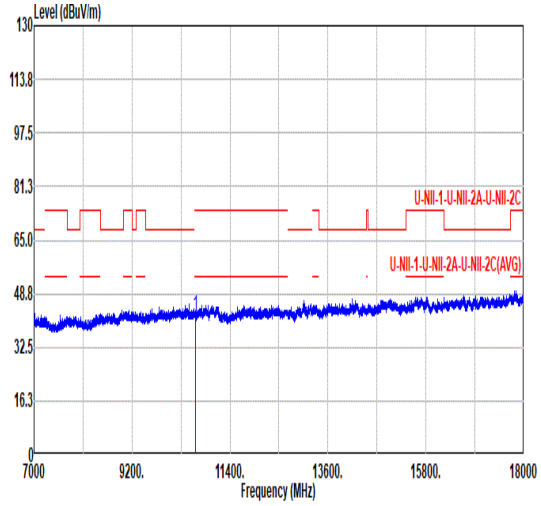 Freq Level Limit Line Over Limit Read Level Ant Factor Cable Loss Preamp Factor Aux Factor APos TPos Remark MHz dBuV/m dBuV/m dB dBuV dB/m dB dB dB cm deg 1 10620.00 42.32 74.00 -31.68 56.40 37.53 15.49 67.10 0.00 --- --- PEAK

Mode	23	
	Band Edge - L	
	U-NII-2C_5.47-5.725_802.11n HT40_CH102_5510MHz	
ANT	SISO	
Pol.	Horizontal	Fundamental
Peak	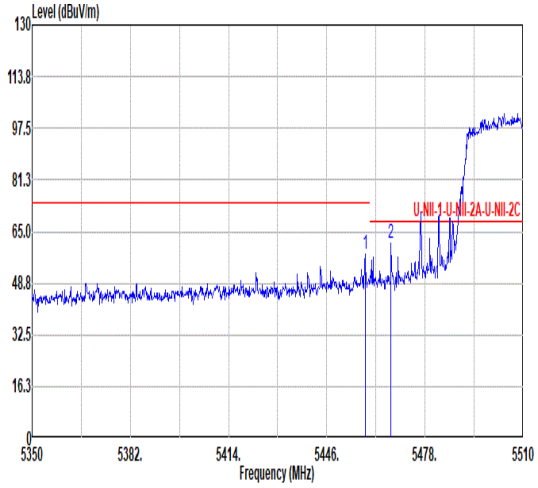 Freq Level Limit Line Over Limit Read Level Ant Factor Cable Loss Preamp Factor Aux Factor APos TPos Remark MHz dBuV/m dBuV/m dB dBuV dB/m dB dB dB cm deg 1 5458.48 57.94 74.00 -16.06 49.93 34.34 10.97 37.30 0.00 273 198 PEAK 2 5466.96 61.34 68.20 -6.86 53.33 34.33 10.98 37.30 0.00 273 198 PEAK	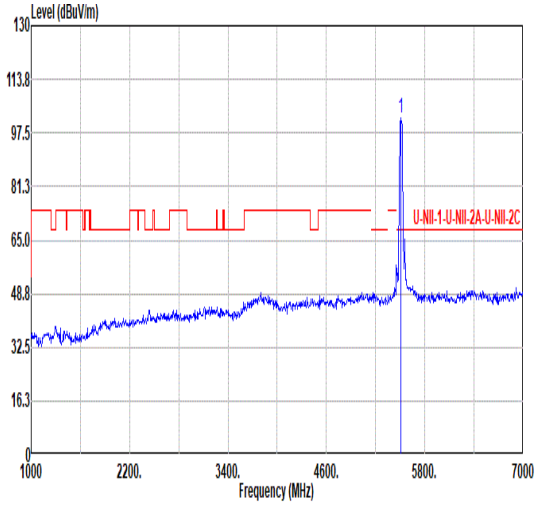 Freq Level Limit Line Over Limit Read Level Ant Factor Cable Loss Preamp Factor Aux Factor APos TPos Remark MHz dBuV/m dBuV/m dB dBuV dB/m dB dB dB cm deg 1 5510.00 102.23 ------ ------ 94.15 34.32 11.04 37.28 0.00 273 198 PEAK
Avg	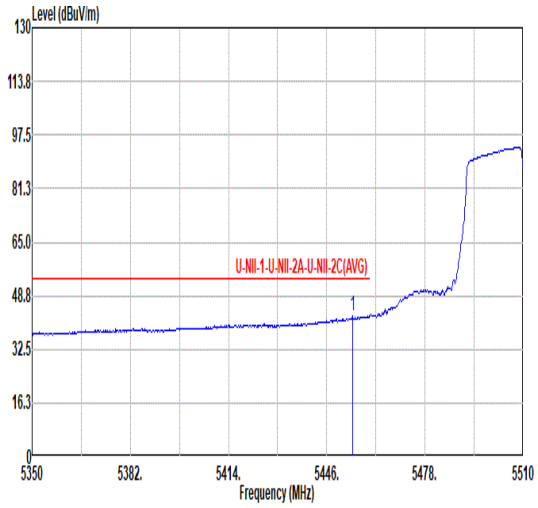 Freq Level Limit Line Over Limit Read Level Ant Factor Cable Loss Preamp Factor Aux Factor APos TPos Remark MHz dBuV/m dBuV/m dB dBuV dB/m dB dB dB cm deg 1 5454.32 42.62 54.00 -11.38 34.61 34.35 10.96 37.30 0.00 273 198 AVERAGE	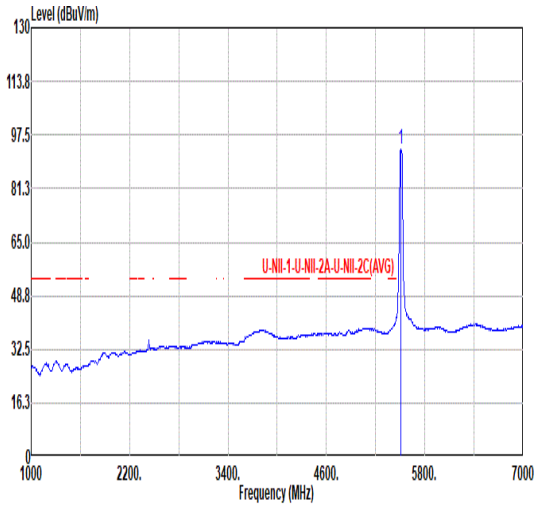 Freq Level Limit Line Over Limit Read Level Ant Factor Cable Loss Preamp Factor Aux Factor APos TPos Remark MHz dBuV/m dBuV/m dB dBuV dB/m dB dB dB cm deg 1 5510.00 93.45 ------ ------ 85.39 34.31 11.03 37.28 0.00 273 198 AVERAGE

Mode	23	
	Band Edge - R	
	U-NII-2C_5.47-5.725_802.11n HT40_CH102_5510MHz	
ANT	SISO	
Pol.	Horizontal	Fundamental
Peak	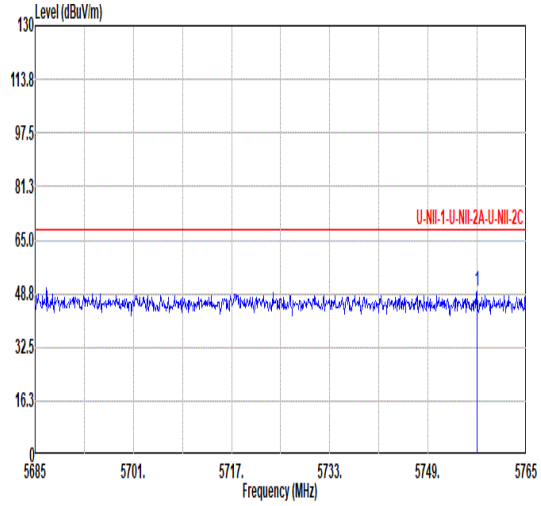 Freq Level Limit Line Over Limit Read Level Ant Factor Cable Loss Preamp Factor Aux Factor APos TPos Remark MHz dBuV/m dBuV/m dB dBuV dB/m dB dB dB cm deg 1 5757.00 49.32 68.20 -18.88 41.03 34.58 11.38 37.67 0.00 273 198 PEAK	Blank

Mode	23	
	Band Edge - L	
	U-NII-2C_5.47-5.725_802.11n HT40_CH102_5510MHz	
ANT	SISO	
Pol.	Vertical	Fundamental
Peak	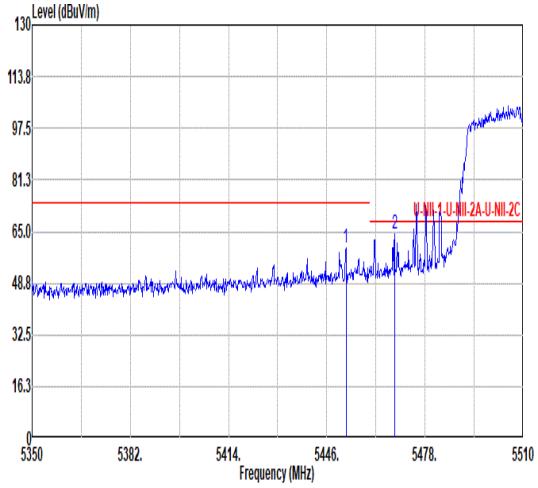 Freq Level Limit Line Over Limit Read Level Ant Factor Cable Loss Preamp Factor Aux Factor APos TPos Remark MHz dBuV/m dBuV/m dB dBuV dB/m dB dB dB cm deg 1 5452.24 59.92 74.00 -14.08 51.91 34.35 10.96 37.30 0.00 100 94 PEAK 2 5468.08 64.33 68.20 -3.87 56.32 34.33 10.98 37.30 0.00 100 94 PEAK	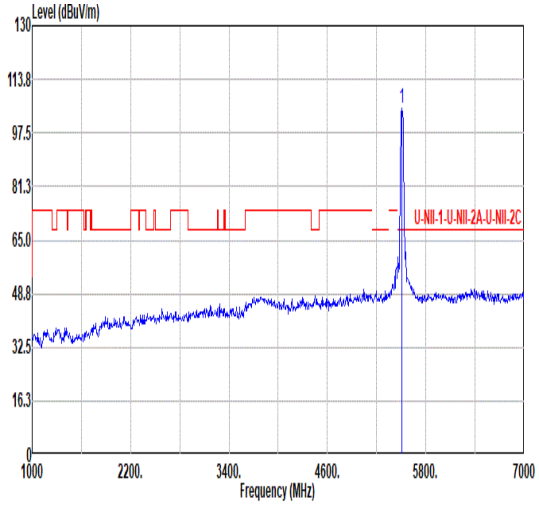 Freq Level Limit Line Over Limit Read Level Ant Factor Cable Loss Preamp Factor Aux Factor APos TPos Remark MHz dBuV/m dBuV/m dB dBuV dB/m dB dB dB cm deg 1 5510.00 104.83 ------ ------ 96.75 34.32 11.04 37.28 0.00 100 94 PEAK
Avg	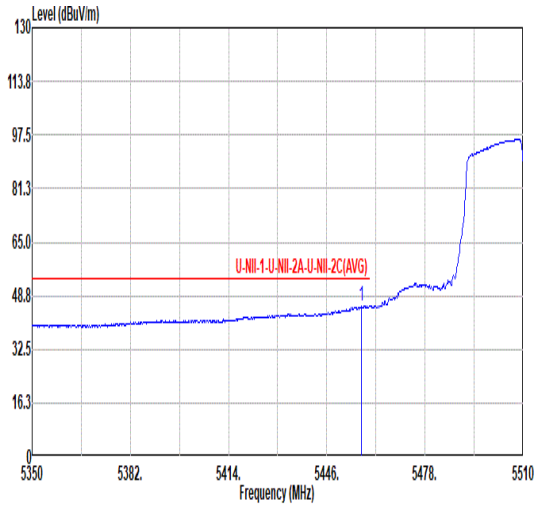 Freq Level Limit Line Over Limit Read Level Ant Factor Cable Loss Preamp Factor Aux Factor APos TPos Remark MHz dBuV/m dBuV/m dB dBuV dB/m dB dB dB cm deg 1 5457.20 45.71 54.00 -8.29 37.71 34.34 10.96 37.30 0.00 100 94 AVERAGE	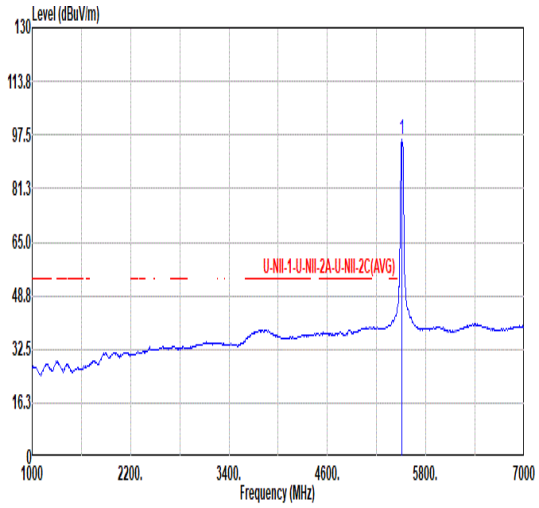 Freq Level Limit Line Over Limit Read Level Ant Factor Cable Loss Preamp Factor Aux Factor APos TPos Remark MHz dBuV/m dBuV/m dB dBuV dB/m dB dB dB cm deg 1 5510.00 95.95 ------ ------ 87.89 34.31 11.03 37.28 0.00 100 94 AVERAGE

Mode	23	
	Band Edge - R	
	U-NII-2C_5.47-5.725_802.11n HT40_CH102_5510MHz	
ANT	SISO	
Pol.	Vertical	Fundamental
Peak	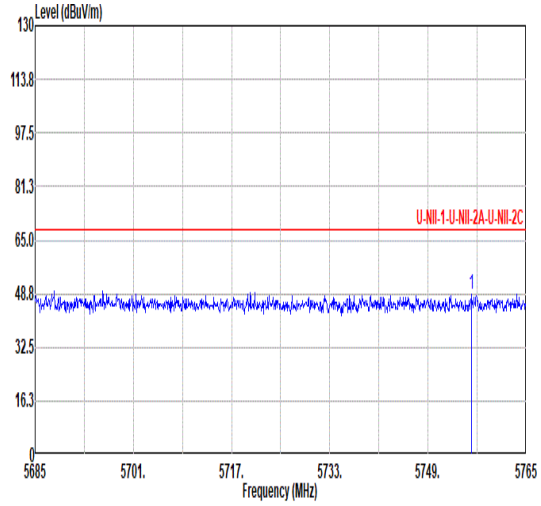 Freq Level Limit Line Over Limit Read Level Ant Factor Cable Loss Preamp Factor Aux Factor APos TPos Remark MHz dBuV/m dBuV/m dB dBuV dB/m dB dB dB cm deg 1 5756.12 48.80 68.20 -19.40 40.51 34.58 11.38 37.67 0.00 100 94 PEAK	Blank

Mode	23	
	Harmonic	
	U-NII-2C_5.47-5.725_802.11n HT40_CH102_5510MHz	
ANT	SISO	
Pol.	Horizontal	Vertical
Peak Avg	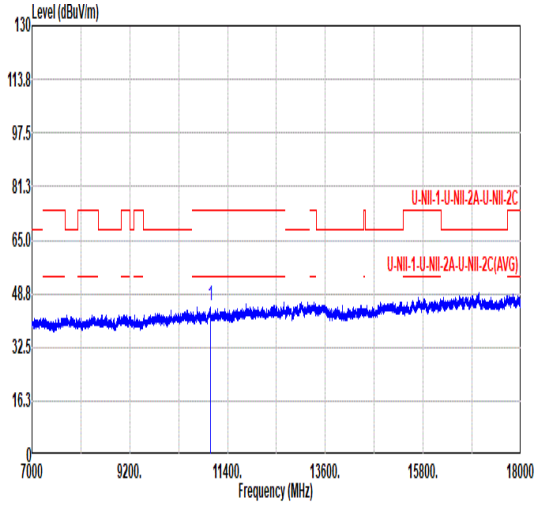 Freq Level Limit Line Over Limit Read Level Ant Factor Cable Loss Preamp Factor Aux Factor APos TPos Remark MHz dBuV/m dBuV/m dB dBuV dB/m dB dB dB cm deg 1 11020.00 44.99 74.00 -29.01 58.20 37.82 15.77 66.80 0.00 --- --- PEAK	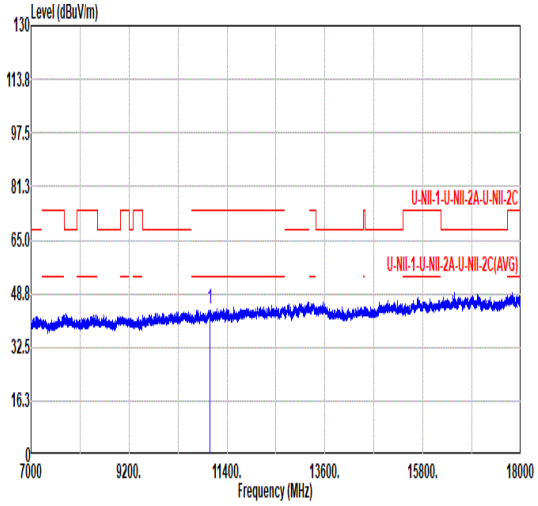 Freq Level Limit Line Over Limit Read Level Ant Factor Cable Loss Preamp Factor Aux Factor APos TPos Remark MHz dBuV/m dBuV/m dB dBuV dB/m dB dB dB cm deg 1 11020.00 44.34 74.00 -29.66 57.55 37.82 15.77 66.80 0.00 --- --- PEAK

Mode	24	
	Harmonic	
	U-NII-2C_5.47-5.725_802.11n HT40_CH110_5550MHz	
ANT	SISO	
Pol.	Horizontal	Vertical
Peak Avg	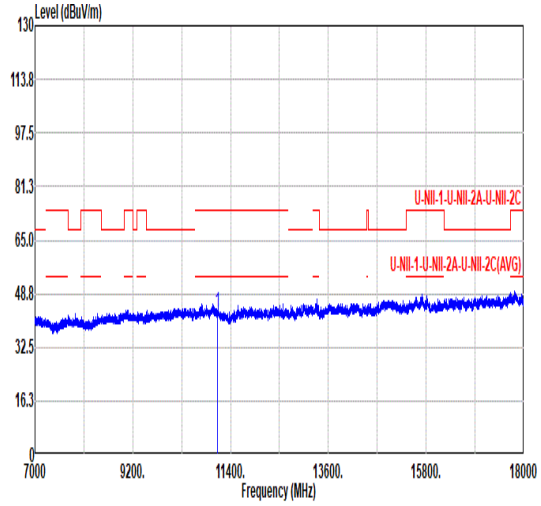 Freq Level Limit Line Over Limit Read Level Ant Factor Cable Loss Preamp Factor Aux Factor APos TPos Remark MHz dBuV/m dBuV/m dB dBuV dB/m dB dB dB cm deg 1 11100.00 43.00 74.00 -31.00 56.06 37.89 15.83 66.78 0.00 --- --- PEAK	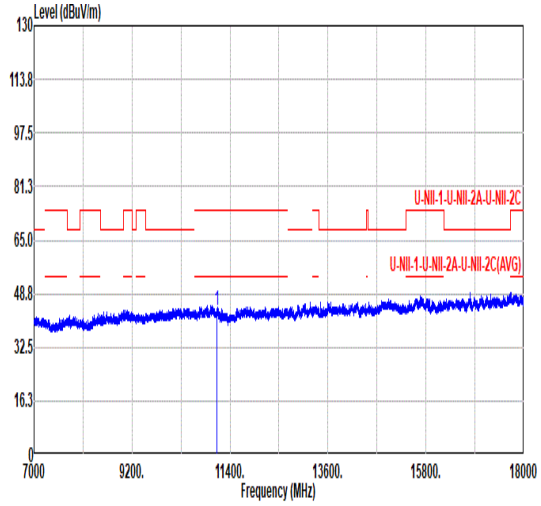 Freq Level Limit Line Over Limit Read Level Ant Factor Cable Loss Preamp Factor Aux Factor APos TPos Remark MHz dBuV/m dBuV/m dB dBuV dB/m dB dB dB cm deg 1 11100.00 43.50 74.00 -30.50 56.56 37.89 15.83 66.78 0.00 --- --- PEAK

Mode	25	
	Band Edge - L	
	U-NII-2C_5.47-5.725_802.11n HT40_CH134_5670MHz	
ANT	SISO	
Pol.	Horizontal	Fundamental
Peak	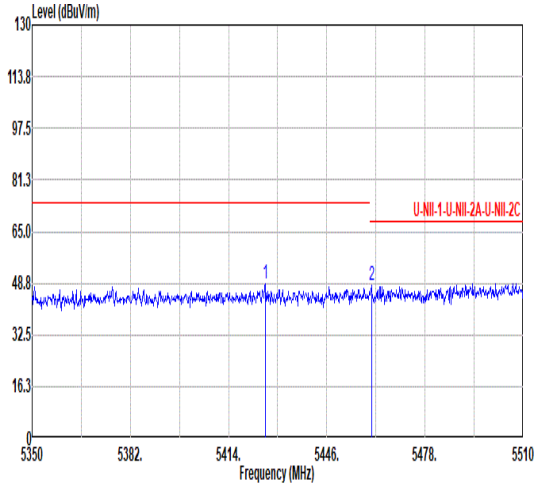 Freq Level Limit Line Over Limit Read Level Ant Factor Cable Loss Preamp Factor Aux Factor APos TPos Remark MHz dBuV/m dBuV/m dB dBuV dB/m dB dB dB cm deg 1 5426.00 48.52 74.00 -25.48 40.54 34.37 10.92 37.31 0.00 228 197 PEAK 2 5460.56 47.92 68.20 -20.28 39.91 34.34 10.97 37.30 0.00 228 197 PEAK	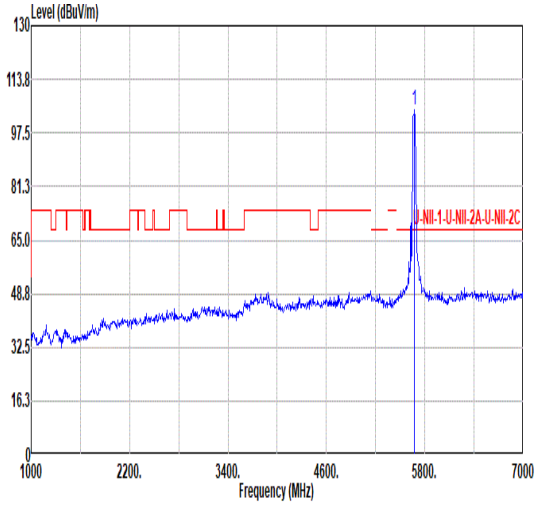 Freq Level Limit Line Over Limit Read Level Ant Factor Cable Loss Preamp Factor Aux Factor APos TPos Remark MHz dBuV/m dBuV/m dB dBuV dB/m dB dB dB cm deg 1 5670.00 104.28 ------ ------ 96.03 34.35 11.25 37.35 0.00 228 197 PEAK
Avg	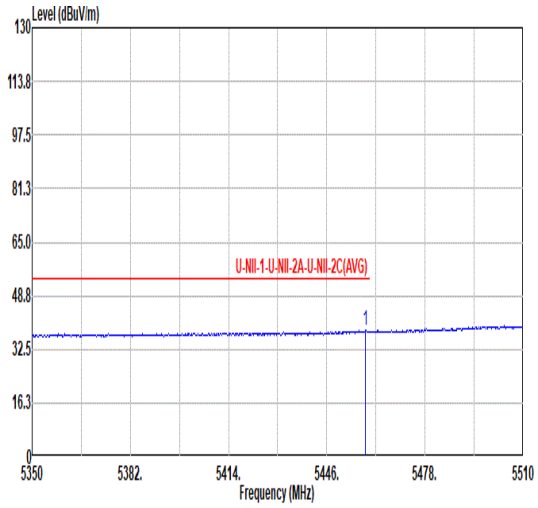 Freq Level Limit Line Over Limit Read Level Ant Factor Cable Loss Preamp Factor Aux Factor APos TPos Remark MHz dBuV/m dBuV/m dB dBuV dB/m dB dB dB cm deg 1 5458.48 38.15 54.00 -15.85 30.14 34.34 10.97 37.30 0.00 228 197 AVERAGE	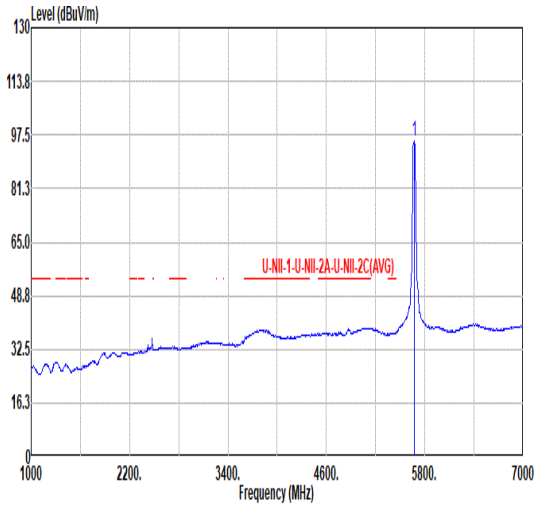 Freq Level Limit Line Over Limit Read Level Ant Factor Cable Loss Preamp Factor Aux Factor APos TPos Remark MHz dBuV/m dBuV/m dB dBuV dB/m dB dB dB cm deg 1 5670.00 95.74 ------ ------ 87.46 34.36 11.25 37.33 0.00 228 197 AVERAGE

Mode	25	
	Band Edge - R	
	U-NII-2C_5.47-5.725_802.11n HT40_CH134_5670MHz	
ANT	SISO	
Pol.	Horizontal	Fundamental
Peak	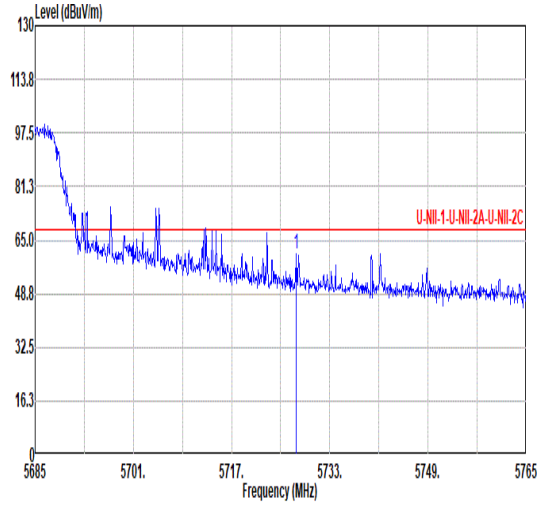 Freq Level Limit Line Over Limit Read Level Ant Factor Cable Loss Preamp Factor Aux Factor APos TPos Remark MHz dBuV/m dBuV/m dB dBuV dB/m dB dB dB cm deg 1 5727.48 61.06 68.20 -7.14 52.85 34.44 11.33 37.56 0.00 228 197 PEAK	Blank

Mode	25	
	Band Edge - L	
	U-NII-2C_5.47-5.725_802.11n HT40_CH134_5670MHz	
ANT	SISO	
Pol.	Vertical	Fundamental
Peak	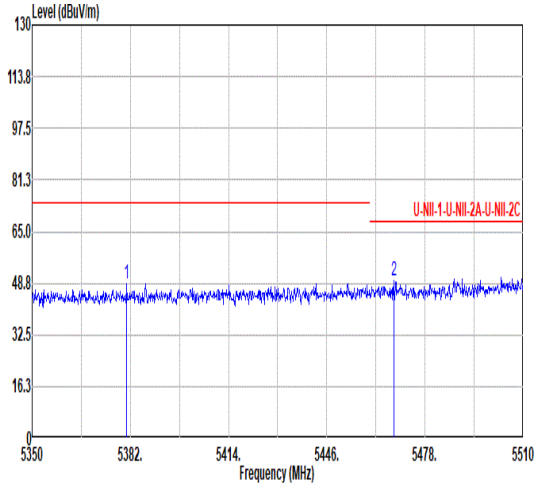 Freq Level Limit Line Over Limit Read Level Ant Factor Cable Loss Preamp Factor Aux Factor APos TPos Remark MHz dBuV/m dBuV/m dB dBuV dB/m dB dB dB cm deg 1 5380.88 48.74 74.00 -25.26 40.82 34.38 10.87 37.33 0.00 100 100 PEAK 2 5467.76 49.46 68.20 -18.74 41.45 34.33 10.98 37.30 0.00 100 100 PEAK	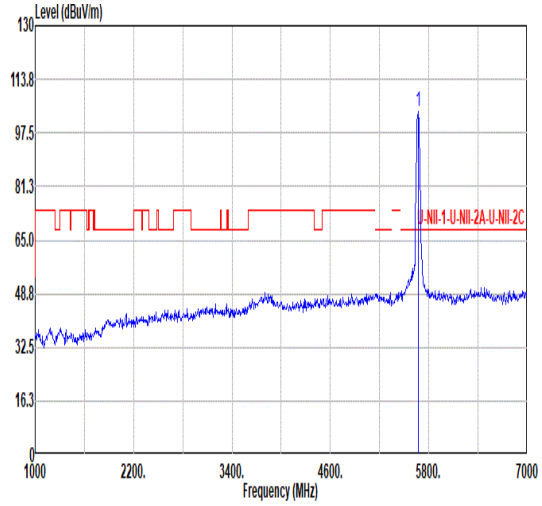 Freq Level Limit Line Over Limit Read Level Ant Factor Cable Loss Preamp Factor Aux Factor APos TPos Remark MHz dBuV/m dBuV/m dB dBuV dB/m dB dB dB cm deg 1 5670.00 103.98 ------ ------ 95.73 34.35 11.25 37.35 0.00 100 100 PEAK
Avg	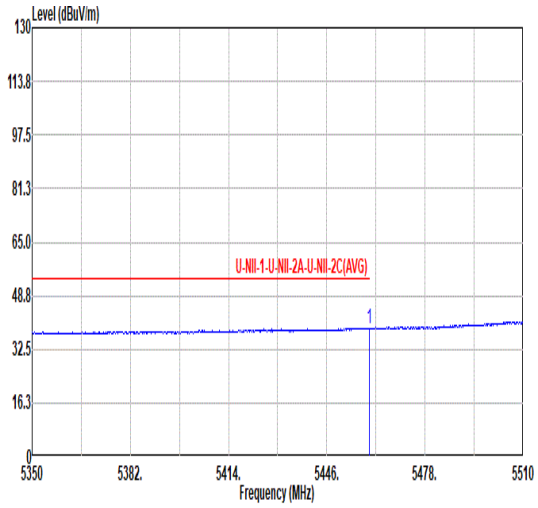 Freq Level Limit Line Over Limit Read Level Ant Factor Cable Loss Preamp Factor Aux Factor APos TPos Remark MHz dBuV/m dBuV/m dB dBuV dB/m dB dB dB cm deg 1 5459.92 38.99 54.00 -15.01 30.98 34.34 10.97 37.30 0.00 100 100 AVERAGE	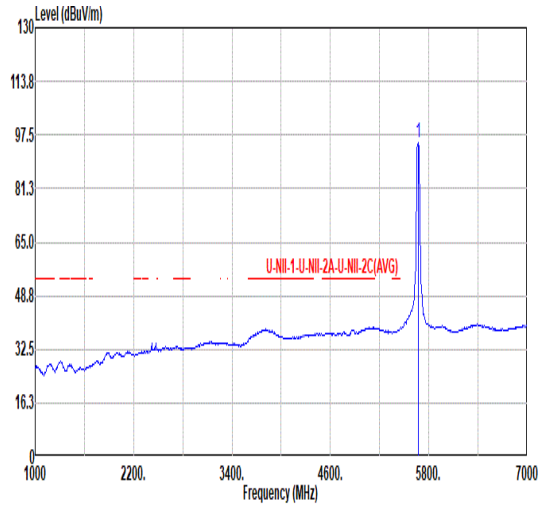 Freq Level Limit Line Over Limit Read Level Ant Factor Cable Loss Preamp Factor Aux Factor APos TPos Remark MHz dBuV/m dBuV/m dB dBuV dB/m dB dB dB cm deg 1 5670.00 95.03 ------ ------ 86.75 34.36 11.25 37.33 0.00 100 100 AVERAGE

Mode	25	
	Band Edge - R	
	U-NII-2C_5.47-5.725_802.11n HT40_CH134_5670MHz	
ANT	SISO	
Pol.	Vertical	Fundamental
Peak	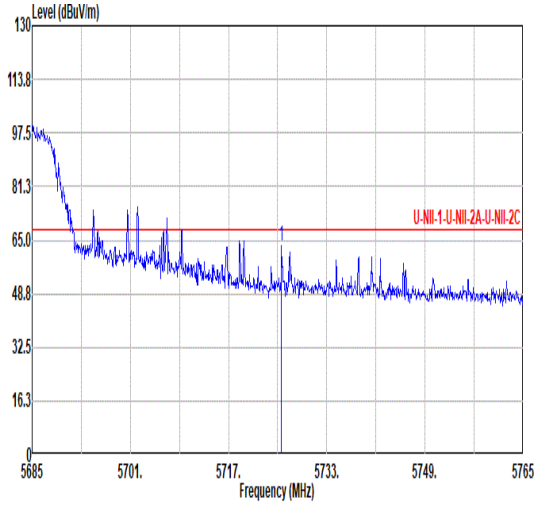 Freq Level Limit Line Over Limit Read Level Ant Factor Cable Loss Preamp Factor Aux Factor APos TPos Remark MHz dBuV/m dBuV/m dB dBuV dB/m dB dB dB cm deg 1 5725.64 63.48 68.20 -4.72 55.27 34.43 11.33 37.55 0.00 100 100 PEAK	Blank

Mode	25	
	Harmonic	
	U-NII-2C_5.47-5.725_802.11n HT40_CH134_5670MHz	
ANT	SISO	
Pol.	Horizontal	Vertical
Peak Avg	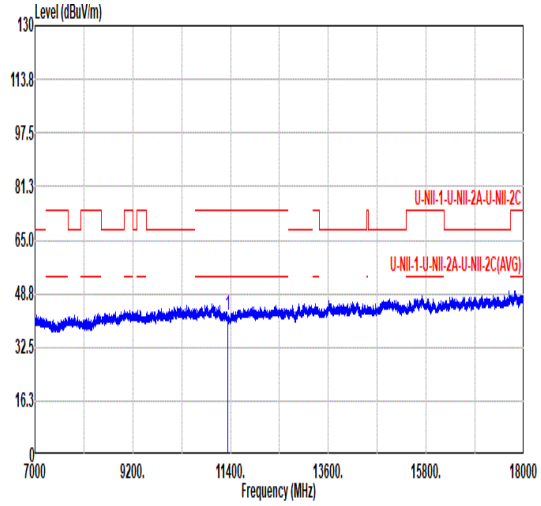 Freq Level Limit Line Over Limit Read Level Ant Factor Cable Loss Preamp Factor Aux Factor APos TPos Remark MHz dBuV/m dBuV/m dB dBuV dB/m dB dB dB cm deg 1 11340.00 42.35 74.00 -31.65 54.96 38.11 16.01 66.73 0.00 --- --- PEAK	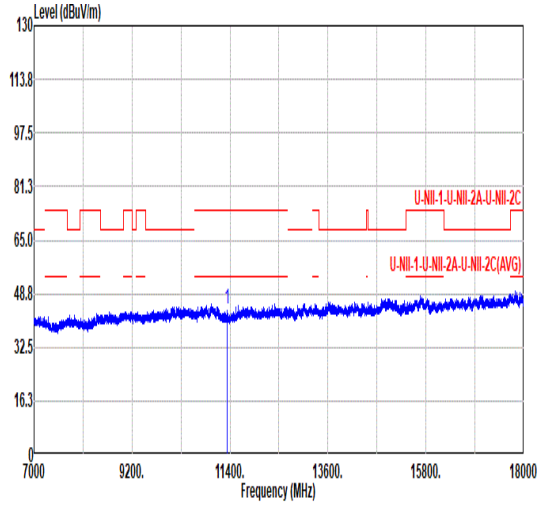 Freq Level Limit Line Over Limit Read Level Ant Factor Cable Loss Preamp Factor Aux Factor APos TPos Remark MHz dBuV/m dBuV/m dB dBuV dB/m dB dB dB cm deg 1 11340.00 43.98 74.00 -30.02 56.59 38.11 16.01 66.73 0.00 --- --- PEAK

Mode	26	
	Band Edge - L	
	U-NII-1_5.15-5.25_802.11ac VHT80_CH42_5210MHz	
ANT	SISO	
Pol.	Horizontal	Fundamental
Peak	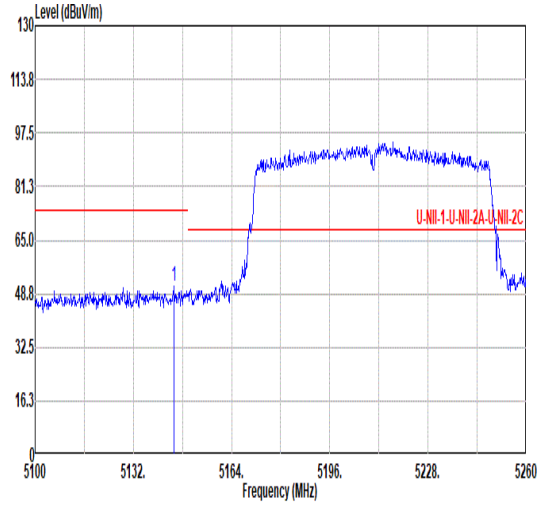 Freq Level Limit Line Over Limit Read Level Ant Factor Cable Loss Preamp Factor Aux Factor APos TPos Remark MHz dBuV/m dBuV/m dB dBuV dB/m dB dB dB cm deg 1 5145.12 51.04 74.00 -22.96 43.79 34.04 10.65 37.44 0.00 100 181 PEAK	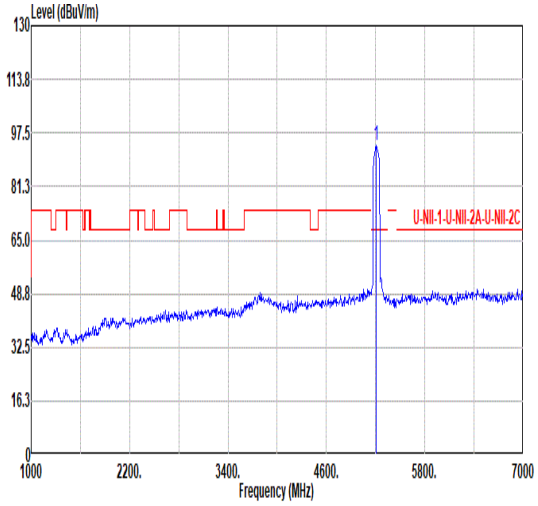 Freq Level Limit Line Over Limit Read Level Ant Factor Cable Loss Preamp Factor Aux Factor APos TPos Remark MHz dBuV/m dBuV/m dB dBuV dB/m dB dB dB cm deg 1 5210.00 93.65 ------ ------ 86.14 34.21 10.71 37.41 0.00 100 181 PEAK
Avg	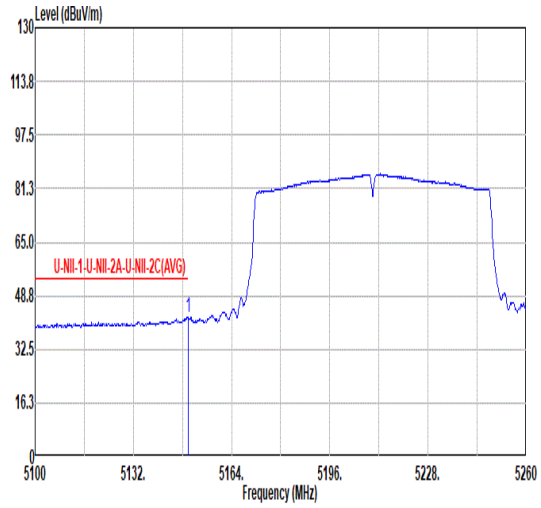 Freq Level Limit Line Over Limit Read Level Ant Factor Cable Loss Preamp Factor Aux Factor APos TPos Remark MHz dBuV/m dBuV/m dB dBuV dB/m dB dB dB cm deg 1 5149.92 42.22 54.00 -11.78 34.95 34.05 10.65 37.43 0.00 100 181 AVERAGE	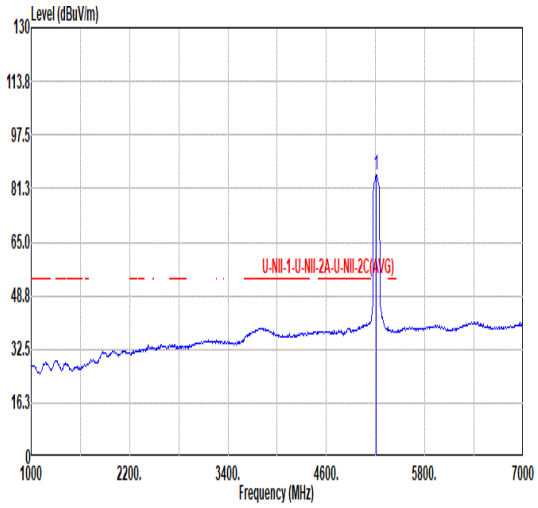 Freq Level Limit Line Over Limit Read Level Ant Factor Cable Loss Preamp Factor Aux Factor APos TPos Remark MHz dBuV/m dBuV/m dB dBuV dB/m dB dB dB cm deg 1 5210.00 85.38 ------ ------ 77.87 34.21 10.71 37.41 0.00 100 181 AVERAGE

Mode	26	
	Band Edge - R	
	U-NII-1_5.15-5.25_802.11ac VHT80_CH42_5210MHz	
ANT	SISO	
Pol.	Horizontal	Fundamental
Peak	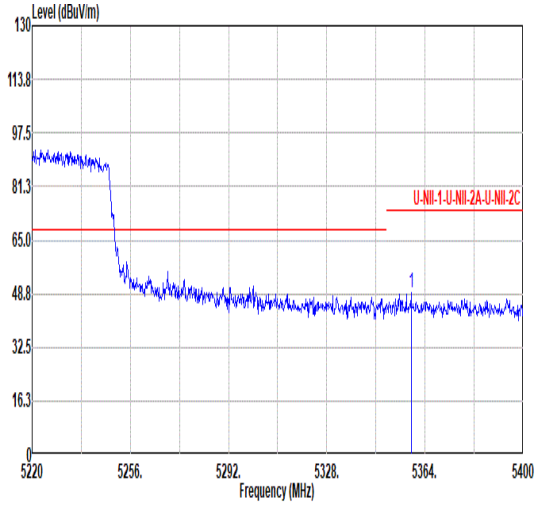 Freq Level Limit Line Over Limit Read Level Ant Factor Cable Loss Preamp Factor Aux Factor APos TPos Remark MHz dBuV/m dBuV/m dB dBuV dB/m dB dB dB cm deg 1 5358.96 48.83 74.00 -25.17 40.96 34.36 10.85 37.34 0.00 100 181 PEAK	Blank
Avg	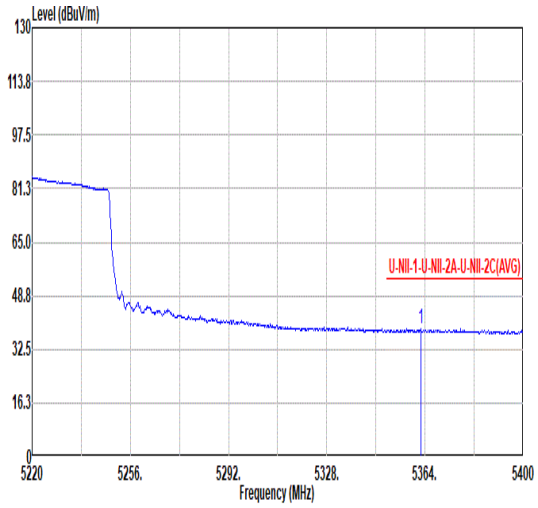 Freq Level Limit Line Over Limit Read Level Ant Factor Cable Loss Preamp Factor Aux Factor APos TPos Remark MHz dBuV/m dBuV/m dB dBuV dB/m dB dB dB cm deg 1 5362.56 38.62 54.00 -15.38 30.75 34.36 10.85 37.34 0.00 100 181 AVERAGE	Blank

Mode	26	
	Band Edge - L	
	U-NII-1_5.15-5.25_802.11ac VHT80_CH42_5210MHz	
ANT	SISO	
Pol.	Vertical	Fundamental
Peak	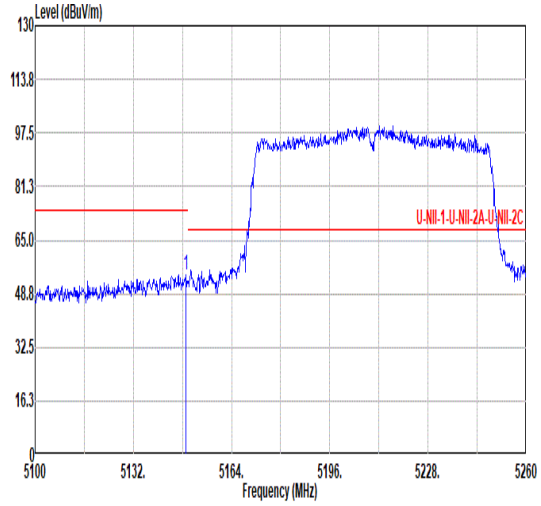 Freq Level Limit Line Over Limit Read Level Ant Factor Cable Loss Preamp Factor Aux Factor APos TPos Remark MHz dBuV/m dBuV/m dB dBuV dB/m dB dB dB cm deg 1 5149.12 54.23 74.00 -19.77 46.96 34.05 10.65 37.43 0.00 108 172 PEAK	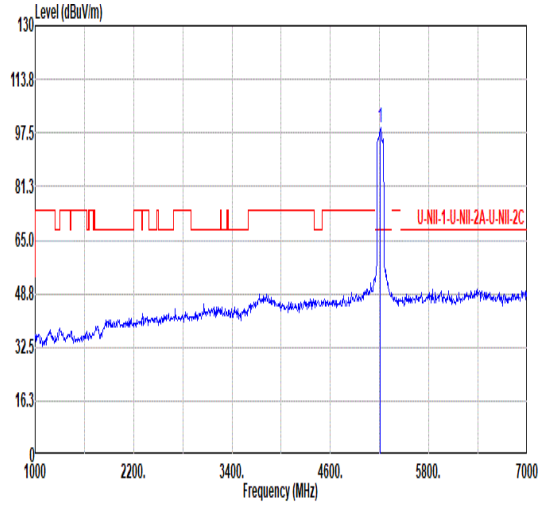 Freq Level Limit Line Over Limit Read Level Ant Factor Cable Loss Preamp Factor Aux Factor APos TPos Remark MHz dBuV/m dBuV/m dB dBuV dB/m dB dB dB cm deg 1 5210.00 99.00 ------ ------ 91.46 34.22 10.72 37.40 0.00 108 172 PEAK
Avg	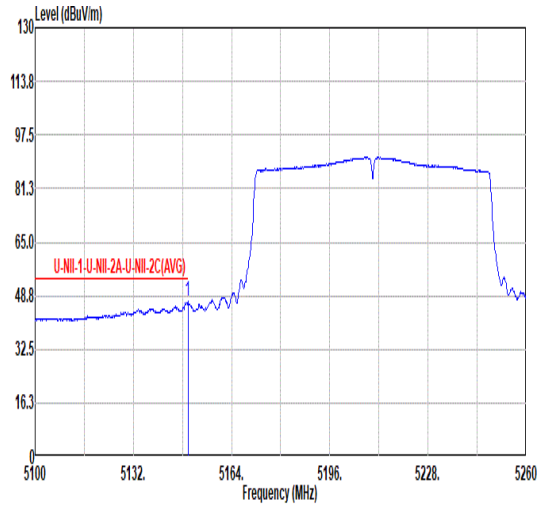 Freq Level Limit Line Over Limit Read Level Ant Factor Cable Loss Preamp Factor Aux Factor APos TPos Remark MHz dBuV/m dBuV/m dB dBuV dB/m dB dB dB cm deg 1 5149.76 47.22 54.00 -6.78 39.95 34.05 10.65 37.43 0.00 108 172 AVERAGE	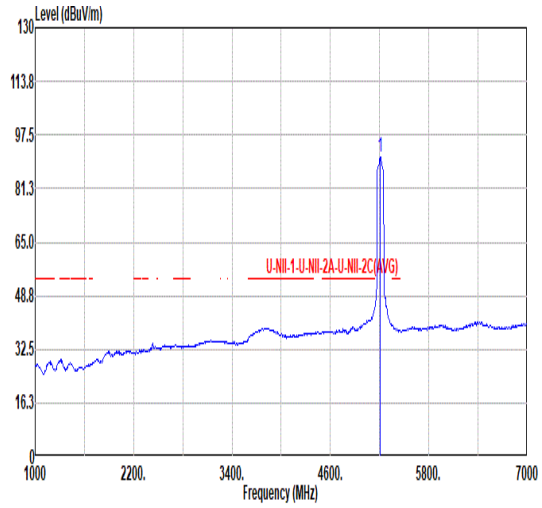 Freq Level Limit Line Over Limit Read Level Ant Factor Cable Loss Preamp Factor Aux Factor APos TPos Remark MHz dBuV/m dBuV/m dB dBuV dB/m dB dB dB cm deg 1 5210.00 90.82 ------ ------ 83.30 34.21 10.72 37.41 0.00 108 172 AVERAGE

Mode	26	
	Band Edge - R	
	U-NII-1_5.15-5.25_802.11ac VHT80_CH42_5210MHz	
ANT	SISO	
Pol.	Vertical	Fundamental
Peak	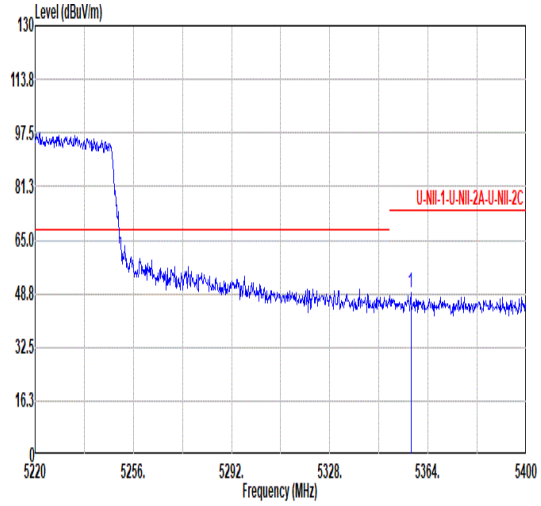 Freq Level Limit Line Over Limit Read Level Ant Factor Cable Loss Preamp Factor Aux Factor APos TPos Remark MHz dBuV/m dBuV/m dB dBuV dB/m dB dB dB cm deg 1 5357.70 48.90 74.00 -25.10 41.03 34.36 10.85 37.34 0.00 108 172 PEAK	Blank
Avg	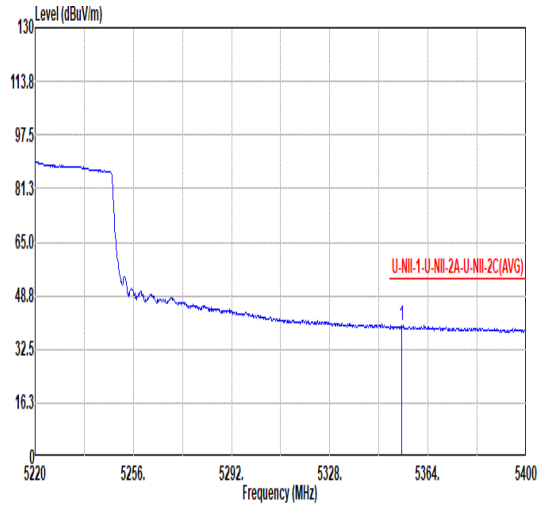 Freq Level Limit Line Over Limit Read Level Ant Factor Cable Loss Preamp Factor Aux Factor APos TPos Remark MHz dBuV/m dBuV/m dB dBuV dB/m dB dB dB cm deg 1 5354.46 39.76 54.00 -14.24 31.91 34.35 10.84 37.34 0.00 108 172 AVERAGE	Blank