Test Laboratory: Sporton International Inc. SAR/HAC Testing Lab Date: 2025/3/5

System Check_Head_1750MHz

DUT: D1750V2 - SN:1137

Communication System: UID 0, CW (0); Frequency: 1750 MHz;Duty Cycle: 1:1
Medium: HSL_1750 Medium parameters used: f = 1750 MHz; σ = 1.317 S/m; ε_r = 40.224; ρ = 1000 kg/m^3
Ambient Temperature：23.3 ℃; Liquid Temperature：22.8 ℃

DASY5 Configuration:
- Probe: EX3DV4 - SN7764; ConvF(8.5, 8.34, 8.43); Calibrated: 2024/9/2
- Sensor-Surface: 1.4mm (Mechanical Surface Detection)
- Electronics: DAE4 Sn1279; Calibrated: 2024/8/20
- Phantom: Twin-SAM V5.0 (30deg probe tilt); Type: QD 000 P40 CD; Serial: 1842
- Measurement SW: DASY52, Version 52.10 (4); SEMCAD X Version 14.6.14 (7501)

Pin=50mW/Area Scan (61x61x1): Interpolated grid: dx=1.500 mm, dy=1.500 mm
Maximum value of SAR (interpolated) = 2.25 W/kg

Pin=50mW/Zoom Scan (5x5x7)/Cube 0: Measurement grid: dx=8mm, dy=8mm, dz=5mm
Reference Value = 28.08 V/m; Power Drift = 0.08 dB
Peak SAR (extrapolated) = 3.21 W/kg
SAR(1 g) = 1.78 W/kg; SAR(10 g) = 0.948 W/kg
Smallest distance from peaks to all points 3 dB below = 11.2 mm
Ratio of SAR at M2 to SAR at M1 = 56.5%
Maximum value of SAR (measured) = 2.26 W/kg

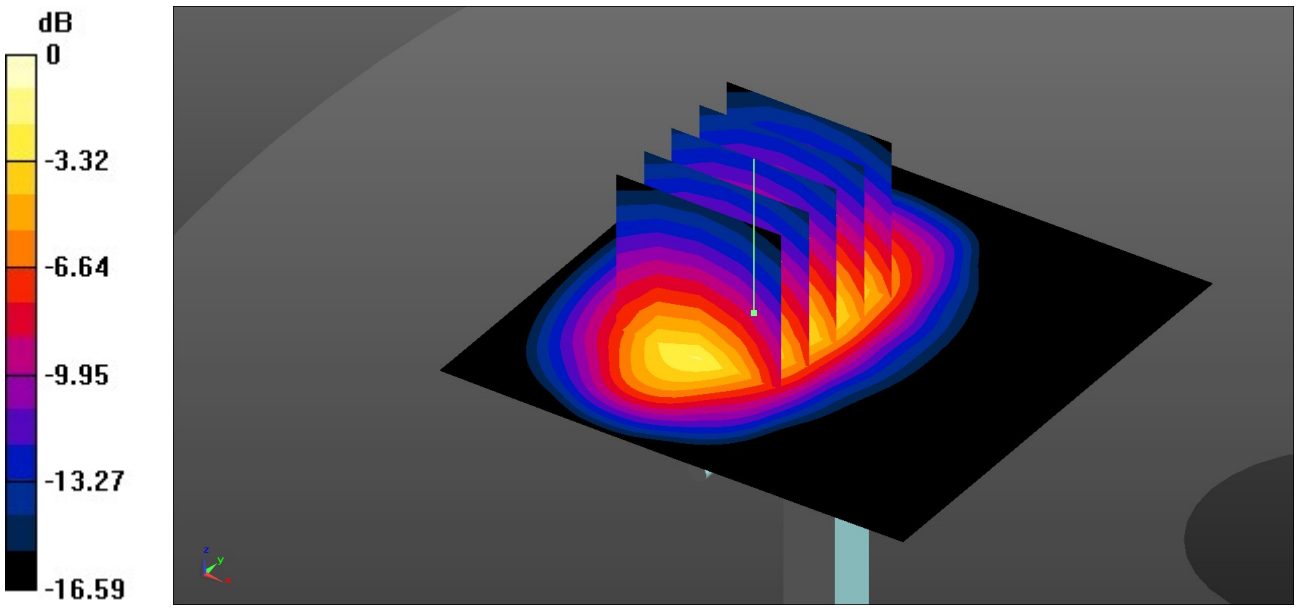

0 dB = 2.26 W/kg = 3.54 dBW/kg

Test Laboratory: Sporton International Inc. SAR/HAC Testing Lab Date: 2025/3/6

System Check_Head_1900MHz

DUT: D1900V2 - SN:5d182

Communication System: UID 0, CW (0); Frequency: 1900 MHz;Duty Cycle: 1:1
Medium: HSL_1900 Medium parameters used: f = 1900 MHz; σ = 1.407 S/m; ε_r = 40.215; ρ = 1000 kg/m^3
Ambient Temperature：23.3 ℃; Liquid Temperature：22.8 ℃

DASY5 Configuration:
- Probe: EX3DV4 - SN7764; ConvF(8.25, 8.1, 8.19); Calibrated: 2024/9/2
- Sensor-Surface: 1.4mm (Mechanical Surface Detection)
- Electronics: DAE4 Sn1279; Calibrated: 2024/8/20
- Phantom: Twin-SAM V5.0 (30deg probe tilt); Type: QD 000 P40 CD; Serial: 1842
- Measurement SW: DASY52, Version 52.10 (4); SEMCAD X Version 14.6.14 (7501)

Pin=50mW/Area Scan (61x61x1): Interpolated grid: dx=1.500 mm, dy=1.500 mm
Maximum value of SAR (interpolated) = 2.48 W/kg

Pin=50mW/Zoom Scan (5x5x7)/Cube 0: Measurement grid: dx=8mm, dy=8mm, dz=5mm
Reference Value = 28.79 V/m; Power Drift = 0.03 dB
Peak SAR (extrapolated) = 3.46 W/kg
SAR(1 g) = 1.97 W/kg; SAR(10 g) = 1.05 W/kg
Smallest distance from peaks to all points 3 dB below = 11.2 mm
Ratio of SAR at M2 to SAR at M1 = 57.4%
Maximum value of SAR (measured) = 2.49 W/kg

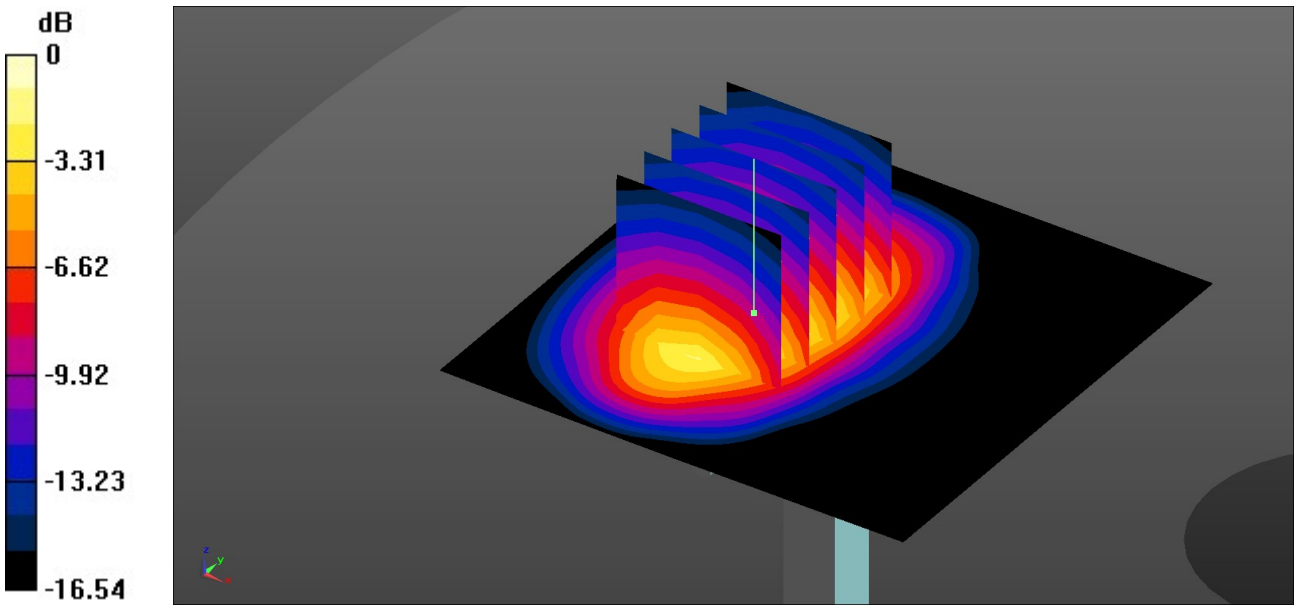

0 dB = 2.49 W/kg = 3.96 dBW/kg

Test Laboratory: Sporton International Inc. SAR/HAC Testing Lab Date: 2025/3/7

System Check_Head_2450MHz

DUT: D2450V2 - SN:1095

Communication System: UID 0, CW (0); Frequency: 2450 MHz;Duty Cycle: 1:1
Medium: HSL_2450 Medium parameters used: f = 2450 MHz; σ = 1.744 S/m; ε_r = 39.267; ρ = 1000 kg/m^3
Ambient Temperature：23.3 ℃; Liquid Temperature：22.9 ℃

DASY5 Configuration:
- Probe: EX3DV4 - SN7764; ConvF(7.87, 7.72, 7.8); Calibrated: 2024/9/2
- Sensor-Surface: 1.4mm (Mechanical Surface Detection)
- Electronics: DAE4 Sn1279; Calibrated: 2024/8/20
- Phantom: Twin-SAM V5.0 (30deg probe tilt); Type: QD 000 P40 CD; Serial: 1842
- Measurement SW: DASY52, Version 52.10 (4); SEMCAD X Version 14.6.14 (7501)

Pin=50mW/Area Scan (71x71x1): Interpolated grid: dx=1.200 mm, dy=1.200 mm
Maximum value of SAR (interpolated) = 3.55 W/kg

Pin=50mW/Zoom Scan (7x7x7)/Cube 0: Measurement grid: dx=5mm, dy=5mm, dz=5mm
Reference Value = 27.13 V/m; Power Drift = 0.02 dB
Peak SAR (extrapolated) = 5.20 W/kg
SAR(1 g) = 2.59 W/kg; SAR(10 g) = 1.22 W/kg
Smallest distance from peaks to all points 3 dB below = 9.5 mm
Ratio of SAR at M2 to SAR at M1 = 51.2%
Maximum value of SAR (measured) = 3.42 W/kg

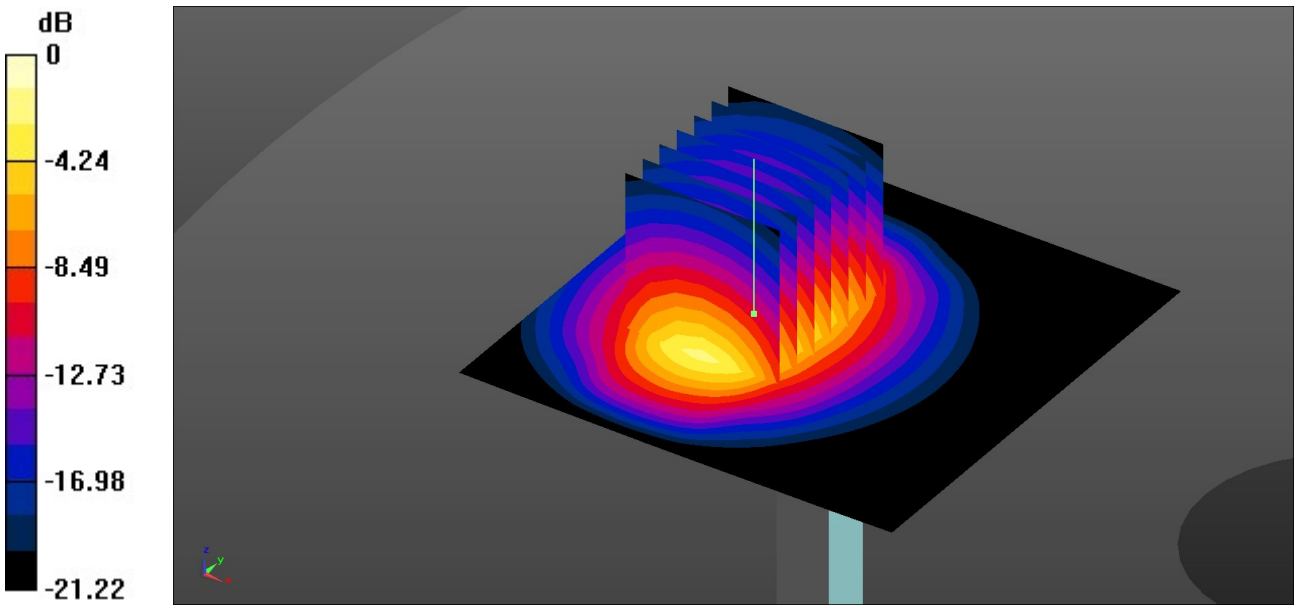

0 dB = 3.42 W/kg = 5.34 dBW/kg

Test Laboratory: Sporton International Inc. SAR/HAC Testing Lab Date: 2025/3/8

System Check_Head_2600MHz

DUT: D2600V2 - SN:1112

Communication System: UID 0, CW (0); Frequency: 2600 MHz;Duty Cycle: 1:1
Medium: HSL_2600 Medium parameters used: f = 2600 MHz; σ = 2.03 S/m; ε_r = 40.346; ρ = 1000 kg/m^3
Ambient Temperature：23.2 ℃; Liquid Temperature：22.8 ℃

DASY5 Configuration:
- Probe: EX3DV4 - SN7764; ConvF(7.96, 7.81, 7.89); Calibrated: 2024/9/2
- Sensor-Surface: 1.4mm (Mechanical Surface Detection)
- Electronics: DAE4 Sn1279; Calibrated: 2024/8/20
- Phantom: Twin-SAM V5.0 (30deg probe tilt); Type: QD 000 P40 CD; Serial: 1842
- Measurement SW: DASY52, Version 52.10 (4); SEMCAD X Version 14.6.14 (7501)

Pin=50mW/Area Scan (71x71x1): Interpolated grid: dx=1.200 mm, dy=1.200 mm
Maximum value of SAR (interpolated) = 3.82 W/kg

Pin=50mW/Zoom Scan (7x7x7)/Cube 0: Measurement grid: dx=5mm, dy=5mm, dz=5mm
Reference Value = 31.71 V/m; Power Drift = 0.03 dB
Peak SAR (extrapolated) = 5.86 W/kg
SAR(1 g) = 2.81 W/kg; SAR(10 g) = 1.28 W/kg
Smallest distance from peaks to all points 3 dB below = 9.2 mm
Ratio of SAR at M2 to SAR at M1 = 49.5%
Maximum value of SAR (measured) = 3.73 W/kg

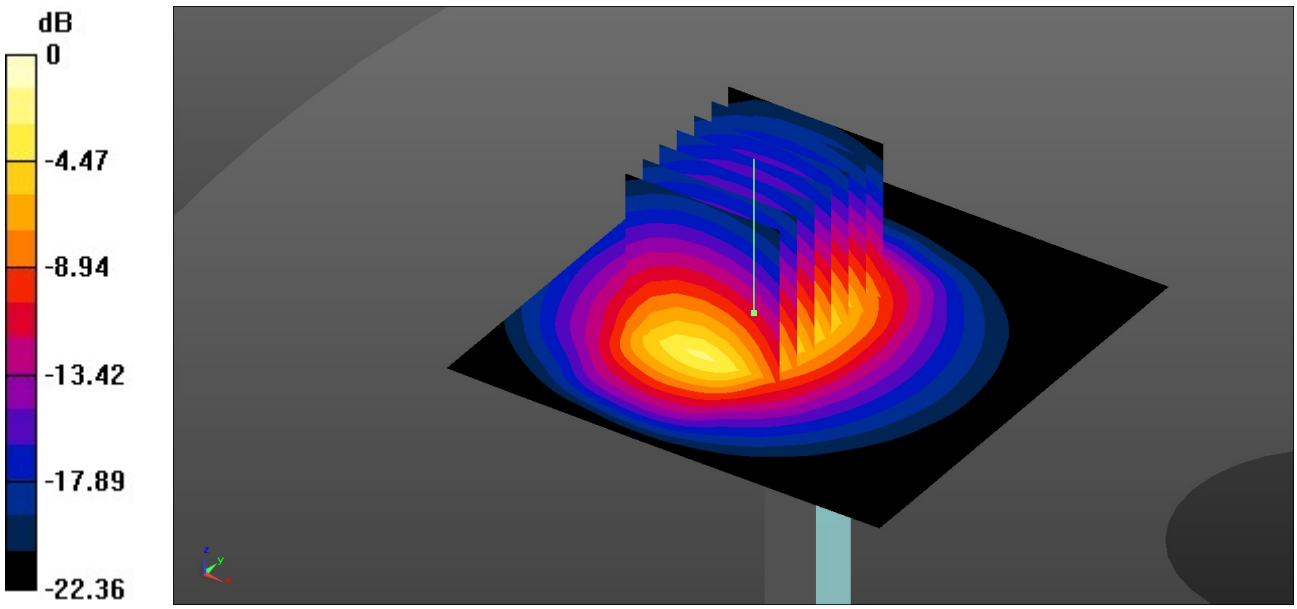

0 dB = 3.73 W/kg = 5.72 dBW/kg

Date: 2025-03-12

System Check_Head_5250MHz

DUT: D5GHzV2 - SN1113

Communication System: CW; Frequency: 5250.000 MHz; Duty Cycle: 1:1
Medium: Head Simulating Liquid Medium parameters used: f= 5250.000 MHz; σ= 4.59 S/m; ε_r = 36.3
Ambient Temperature: 23.2°C; Liquid Temperature: 22.8°C

DASY6 Configuration:
- Probe: EX3DV4 - SN7729; ConvF(6.19, 5.84, 5.89); Calibrated: 2024-12-16
- Sensor-Surface: 1.4 mm
- Electronics: DAE4 Sn1650; Calibrated: 2024-11-25
- Phantom: Twin-SAM V8.0 (30deg probe tilt); Serial: 2024 ; Section: Flat
- Measurement Software: 16.4.0.5005
- UID: CW, 0--

Pin=50mW/Area Scan (40.0 mm x 80.0 mm): Measurement Grid: 10.0 mm x 10.0 mm
SAR (1g) = 4.05 W/kg; SAR (10g) = 1.17 W/kg;

Pin=50mW/Zoom Scan (22.0 mm x 22.0 mm x 22.0 mm): Measurement Grid: 4.0 mm x 4.0 mm x 1.4 mm
Power Drift = -0.00 dB
SAR (1g) = 4.28 W/kg; SAR (10g) = 1.23 W/kg
Smallest distance from peaks to all points 3 dB below = 6.6 mm
Ratio of SAR at M2 to SAR at M1 = 65.7 %



Date: 2025-03-13

System Check_Head_5600MHz

DUT: D5GHzV2 - SN1113

Communication System: CW; Frequency: 5600.000 MHz; Duty Cycle: 1:1
Medium: Head Simulating Liquid Medium parameters used: f= 5600.000 MHz; σ= 4.95 S/m; ε_r = 35.8
Ambient Temperature: 23.3°C; Liquid Temperature: 22.8°C

DASY6 Configuration:
- Probe: EX3DV4 - SN7729; ConvF(5.84, 5.51, 5.56); Calibrated: 2024-12-16
- Sensor-Surface: 1.4 mm
- Electronics: DAE4 Sn1650; Calibrated: 2024-11-25
- Phantom: Twin-SAM V8.0 (30deg probe tilt); Serial: 2024 ; Section: Flat
- Measurement Software: 16.4.0.5005
- UID: CW, 0--

Pin=50mW/Area Scan (40.0 mm x 80.0 mm): Measurement Grid: 10.0 mm x 10.0 mm
SAR (1g) = 4.15 W/kg; SAR (10g) = 1.16 W/kg;

Pin=50mW/Zoom Scan (22.0 mm x 22.0 mm x 22.0 mm): Measurement Grid: 4.0 mm x 4.0 mm x 1.4 mm
Power Drift = -0.00 dB
SAR (1g) = 4.35 W/kg; SAR (10g) = 1.26 W/kg
Smallest distance from peaks to all points 3 dB below = 7.2 mm
Ratio of SAR at M2 to SAR at M1 = 64.0 %



Date: 2025-03-14

System Check_Head_5750MHz

DUT: D5GHzV2 - SN1113

Communication System: CW; Frequency: 5750.000 MHz; Duty Cycle: 1:1
Medium: Head Simulating Liquid Medium parameters used: f= 5750.000 MHz; σ= 5.17 S/m; ε_r = 35.6
Ambient Temperature: 23.2°C; Liquid Temperature: 22.7°C

DASY6 Configuration:
- Probe: EX3DV4 - SN7729; ConvF(5.80, 5.47, 5.52); Calibrated: 2024-12-16
- Sensor-Surface: 1.4 mm
- Electronics: DAE4 Sn1650; Calibrated: 2024-11-25
- Phantom: Twin-SAM V8.0 (30deg probe tilt); Serial: 2024 ; Section: Flat
- Measurement Software: 16.4.0.5005
- UID: CW, 0--

Pin=50mW/Area Scan (40.0 mm x 80.0 mm): Measurement Grid: 10.0 mm x 10.0 mm
SAR (1g) = 3.84 W/kg; SAR (10g) = 1.09 W/kg;

Pin=50mW/Zoom Scan (22.0 mm x 22.0 mm x 22.0 mm): Measurement Grid: 4.0 mm x 4.0 mm x 1.4 mm
Power Drift = -0.01 dB
SAR (1g) = 4.14 W/kg; SAR (10g) = 1.20 W/kg
Smallest distance from peaks to all points 3 dB below = 7.2 mm
Ratio of SAR at M2 to SAR at M1 = 63.3 %



Test Laboratory: Sporton International Inc. SAR/HAC Testing Lab Date: 2025/3/3

System Check_Head_750MHz

DUT: D750V3 - SN:1099

Communication System: UID 0, CW (0); Frequency: 750 MHz;Duty Cycle: 1:1
Medium: HSL_750 Medium parameters used: f = 750 MHz; σ = 0.888 S/m; ε_r = 42.26; ρ = 1000 kg/m^3
Ambient Temperature：23.2 ℃; Liquid Temperature：22.7 ℃

DASY5 Configuration:
- Probe: EX3DV4 - SN7764; ConvF(9.99, 9.8, 9.91); Calibrated: 2024/9/2
- Sensor-Surface: 1.4mm (Mechanical Surface Detection)
- Electronics: DAE4 Sn1279; Calibrated: 2024/8/20
- Phantom: Twin-SAM V5.0 (30deg probe tilt); Type: QD 000 P40 CD; Serial: 1842
- Measurement SW: DASY52, Version 52.10 (4); SEMCAD X Version 14.6.14 (7501)

Pin=100mW/Area Scan (61x61x1): Interpolated grid: dx=1.500 mm, dy=1.500 mm
Maximum value of SAR (interpolated) = 0.948 W/kg

Pin=100mW/Zoom Scan (5x5x7)/Cube 0: Measurement grid: dx=8mm, dy=8mm, dz=5mm
Reference Value = 27.78 V/m; Power Drift = 0.09 dB
Peak SAR (extrapolated) = 1.18 W/kg
SAR(1 g) = 0.818 W/kg; SAR(10 g) = 0.539 W/kg
Smallest distance from peaks to all points 3 dB below = 17.2 mm
Ratio of SAR at M2 to SAR at M1 = 68.5%
Maximum value of SAR (measured) = 0.956 W/kg

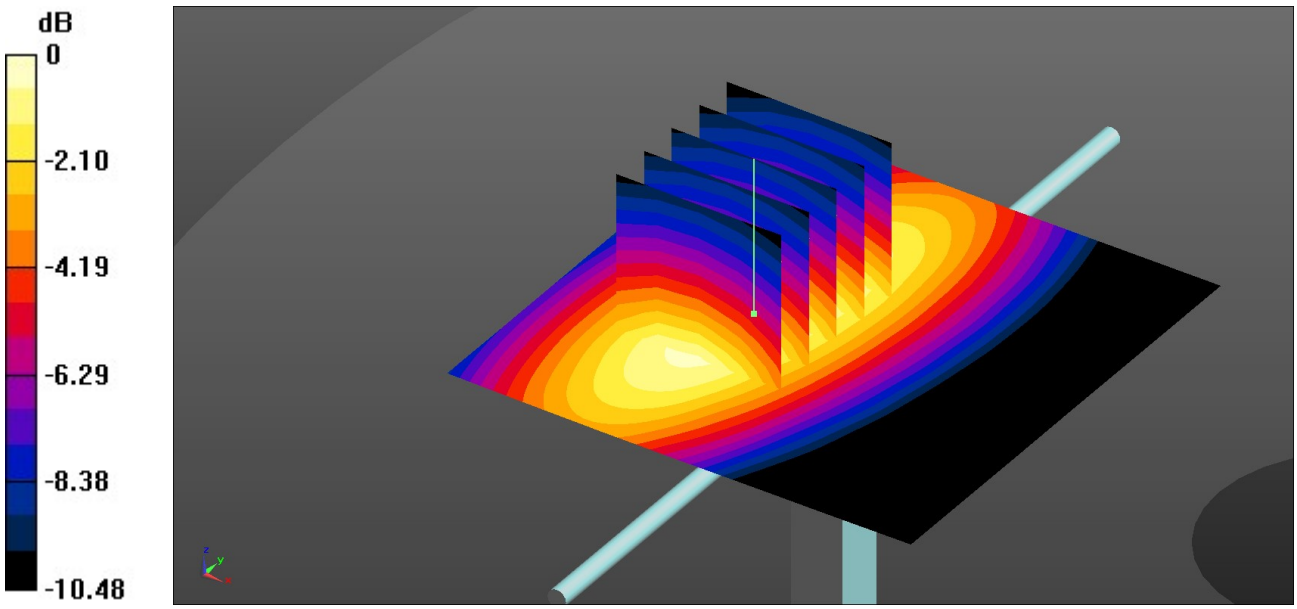

0 dB = 0.956 W/kg = -0.20 dBW/kg

Test Laboratory: Sporton International Inc. SAR/HAC Testing Lab Date: 2025/3/4

System Check_Head_835MHz

DUT: D835V2 - SN:4d162

Communication System: UID 0, CW (0); Frequency: 835 MHz;Duty Cycle: 1:1
Medium: HSL_835 Medium parameters used: f = 835 MHz; σ = 0.912 S/m; ε_r = 41.937; ρ = 1000 kg/m^3
Ambient Temperature：23.2 ℃; Liquid Temperature：22.9 ℃

DASY5 Configuration:
- Probe: EX3DV4 - SN7764; ConvF(9.47, 9.3, 9.4); Calibrated: 2024/9/2
- Sensor-Surface: 1.4mm (Mechanical Surface Detection)
- Electronics: DAE4 Sn1279; Calibrated: 2024/8/20
- Phantom: Twin-SAM V5.0 (30deg probe tilt); Type: QD 000 P40 CD; Serial: 1842
- Measurement SW: DASY52, Version 52.10 (4); SEMCAD X Version 14.6.14 (7501)

Pin=100mW/Area Scan (61x61x1): Interpolated grid: dx=1.500 mm, dy=1.500 mm
Maximum value of SAR (interpolated) = 1.18 W/kg

Pin=100mW/Zoom Scan (5x5x7)/Cube 0: Measurement grid: dx=8mm, dy=8mm, dz=5mm
Reference Value = 30.18 V/m; Power Drift = 0.03 dB
Peak SAR (extrapolated) = 1.46 W/kg
SAR(1 g) = 0.955 W/kg; SAR(10 g) = 0.618 W/kg
Smallest distance from peaks to all points 3 dB below = 17.2 mm
Ratio of SAR at M2 to SAR at M1 = 68.6%
Maximum value of SAR (measured) = 1.18 W/kg

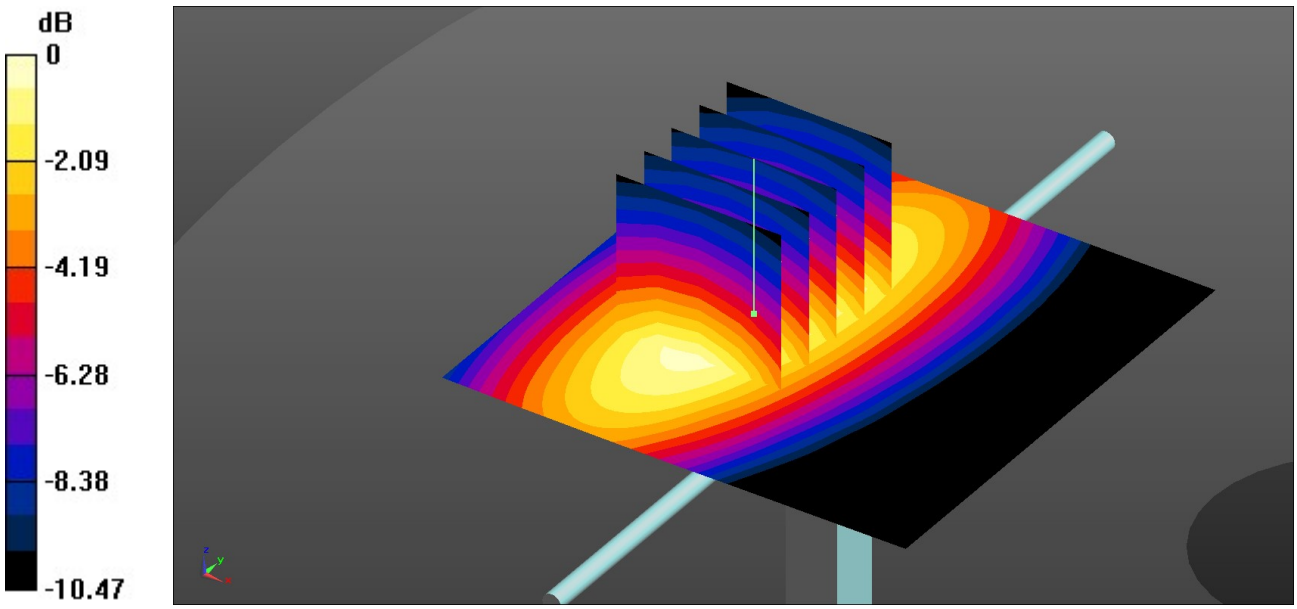

0 dB = 1.18 W/kg = 0.72 dBW/kg

Test Laboratory: Sporton International Inc. SAR/HAC Testing Lab Date: 2025/5/13

System Check_Head_2450MHz

DUT: D2450V2 - SN:1095

Communication System: UID 0, CW (0); Frequency: 2450 MHz;Duty Cycle: 1:1
Medium: HSL_2450 Medium parameters used: f = 2450 MHz; σ = 1.771 S/m; ε_r = 39.271; ρ = 1000 kg/m^3
Ambient Temperature：23.2 ℃; Liquid Temperature：22.7 ℃

DASY5 Configuration:
- Probe: ES3DV3 - SN3282; ConvF(4.79, 4.78, 4.82); Calibrated: 2025/1/23
- Sensor-Surface: 3mm (Mechanical Surface Detection)
- Electronics: DAE4 Sn1279; Calibrated: 2024/8/20
- Phantom: Twin-SAM V5.0 (30deg probe tilt); Type: QD 000 P40 CD; Serial: 1842
- Measurement SW: DASY52, Version 52.10 (4); SEMCAD X Version 14.6.14 (7501)

Pin=50mW/Area Scan (71x71x1): Interpolated grid: dx=1.200 mm, dy=1.200 mm
Maximum value of SAR (interpolated) = 3.36 W/kg

Pin=50mW/Zoom Scan (7x7x7)/Cube 0: Measurement grid: dx=5mm, dy=5mm, dz=5mm
Reference Value = 27.00 V/m; Power Drift = 0.04 dB
Peak SAR (extrapolated) = 5.10 W/kg
SAR(1 g) = 2.49 W/kg; SAR(10 g) = 1.16 W/kg
Smallest distance from peaks to all points 3 dB below = 9 mm
Ratio of SAR at M2 to SAR at M1 = 50.7%
Maximum value of SAR (measured) = 3.27 W/kg

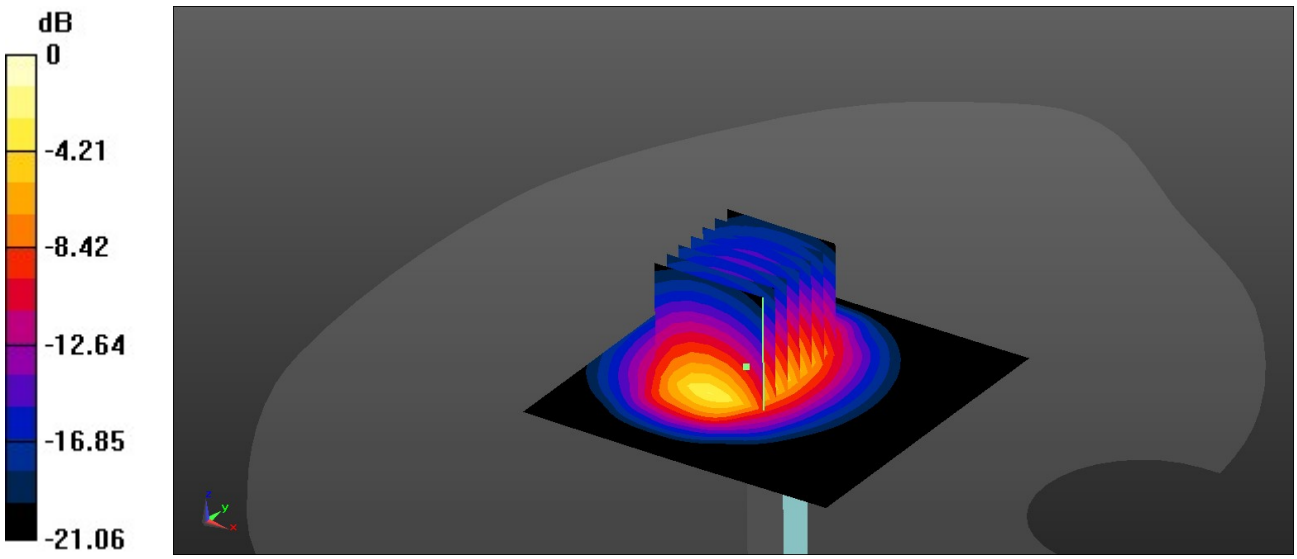

0 dB = 3.27 W/kg = 5.15 dBW/kg