FCC RF Test Report

APPLICANT	:	CASTLES TECHNOLOGY CO., LTD.
EQUIPMENT	:	POS Terminal
BRAND NAME	:	CASTLES TECHNOLOGY
MODEL NAME	:	S1F4
FCC ID	:	WIYS1F4001
STANDARD	:	47 CFR Part 22(H), 24(E), 27(H), 27(L), 27(M)
CLASSIFICATION	:	PCS Licensed Transmitter (PCB)
TEST DATE(S)	:	Mar. 18, 2025 ~ Mar. 21, 2025

We, Sporton International Inc. (Kunshan), would like to declare that the tested sample has been evaluated in accordance with the procedures given in ANSI C63.26-2015 and shown compliance with the applicable technical standards.

The test results in this report apply exclusively to the tested model / sample. Without written approval of Sporton International Inc. (Kunshan), the test report shall not be reproduced except in full.

Jason Jia

Approved by: Jason Jia

ACCREDITED Cert #5145.02

Sporton International Inc. (Kunshan)
No. 1098, Pengxi North Road, Kunshan Economic Development Zone Jiangsu Province 215300 People's Republic of China

TABLE OF CONTENTS

REVISION HISTORY **3**

SUMMARY OF TEST RESULT **4**

1 GENERAL DESCRIPTION **5**

1.1 Applicant 5
1.2 Manufacturer 5
1.3 Product Feature of Equipment Under Test 5
1.4 Product Specification of Equipment Under Test 5
1.5 Modification of EUT 6
1.6 Maximum ERP/EIRP Power and Emission Designator 7
1.7 Testing Location 10
1.8 Test Software 10
1.9 Applicable Standards 10

2 TEST CONFIGURATION OF EQUIPMENT UNDER TEST **11**

2.1 Test Mode 11
2.2 Connection Diagram of Test System 13
2.3 Support Unit used in test configuration and system 13
2.4 Measurement Results Explanation Example 14
2.5 Frequency List of Low/Middle/High Channels 14

3 CONDUCTED TEST ITEMS **20**

3.1 Measuring Instruments 20
3.2 Test Setup 20
3.3 Test Result of Conducted Test 20
3.4 Conducted Output Power and ERP/EIRP 21
3.5 Peak-to-Average Ratio 22
3.6 Occupied Bandwidth 23
3.7 Conducted Band Edge 24
3.8 Conducted Spurious Emission 26
3.9 Frequency Stability 27

4 RADIATED TEST ITEMS **28**

4.1 Measuring Instruments 28
4.2 Test Setup 28
4.3 Test Result of Radiated Test 29
4.4 Radiated Spurious Emission 30

5 LIST OF MEASURING EQUIPMENT **31**

6 MEASUREMENT UNCERTAINTY **32**

APPENDIX A. TEST RESULTS OF CONDUCTED TEST

APPENDIX B. TEST RESULTS OF RADIATED TEST

APPENDIX C. TEST SETUP PHOTOGRAPHS

REVISION HISTORY

REPORT NO.	VERSION	DESCRIPTION	ISSUED DATE
FG520601C	Rev. 01	Initial issue of report	Jun. 03, 2025

SUMMARY OF TEST RESULT

Report Section	FCC Rule	Description	Limit	Result	Remark
3.4	§2.1046	Conducted Output Power	-	Report Only	-
	§22.913(a)(5)	Effective Radiated Power (Band 5) (Band 26)	ERP < 7 Watt	PASS	-
	§27.50(c)(10)	Effective Radiated Power (Band 12) (Band 17)	ERP < 3 Watt		-
	§24.232(c) §27.50(h)(2)	Equivalent Isotropic Radiated Power (Band 2) (Band 25) (Band 7) (Band 38) (Band 41)	EIRP < 2Watt		-
	§27.50(d)(4)	Equivalent Isotropic Radiated Power (Band 4) (Band 66)	EIRP < 1Watt		-
3.5	§24.232(d)	Peak-to-Average Ratio	<13 dB	PASS	-
3.6	§2.1049	Occupied Bandwidth	-	Report Only	-
3.7	§2.1051 §22.917(a) §24.238(a) §27.53(g) §27.53(h)	Conducted Band Edge Measurement (Band 2) (Band 4) (Band 5) (Band 12) (Band 17) (Band 25) (Band 26) (Band 66)	< 43+10log10(P[Watts])	PASS	-
	§27.53(m)(4)	Conducted Band Edge Measurement (Band 7) (Band 38) (Band 41)	§27.53(m)(4)		
3.8	§2.1051 §22.917(a) §24.238(a) §27.53(g) §27.53(h)	Conducted Spurious Emission (Band 2) (Band 4) (Band 5) (Band 12) (Band 17) (Band 25) (Band 26) (Band 66)	< 43+10log10(P[Watts])	PASS	-
	§2.1051 §27.53(m)(4)	Conducted Spurious Emission (Band 7) (Band 38) (Band 41)	< 55+10log$_{10}$(P[Watts])		
3.9	§2.1055 §22.355	Frequency Stability Temperature & Voltage	< 2.5 ppm for Part 22	PASS	-
	§2.1055 §24.235 §27.54		Within Authorized Band		
4.4	§2.1053 §22.917(a) §24.238(a) §27.53(g) §27.53(h)	Radiated Spurious Emission (Band 2) (Band 4) (Band 5) (Band 12) (Band 17) (Band 25) (Band 26) (Band 66)	< 43+10log$_{10}$(P[Watts])	PASS	Under limit 7.15 dB at 8018.00 MHz
	§2.1053 §27.53(m)(4)	Radiated Spurious Emission (Band 7) (Band 38) (Band 41)	< 55+10log$_{10}$(P[Watts])		

Conformity Assessment Condition:

1. The test results (PASS/FAIL) with all measurement uncertainty excluded are presented against the regulation limits or in accordance with the requirements stipulated by the applicant/manufacturer who shall bear all the risks of non-compliance that may potentially occur if measurement uncertainty is taken into account.
2. The measurement uncertainty please refer to each test result in the section “Measurement Uncertainty”

Disclaimer:

The product specifications of the EUT presented in the test report that may affect the test assessments are declared by the manufacturer who shall take full responsibility for the authenticity.

1 General Description

1.1 Applicant

CASTLES TECHNOLOGY CO., LTD.
6F, NO. 207-5, SEC. 3, BEIXIN RD., XINDIAN DISTRICT, NEW TAIPEI CITY 231030, TAIWAN (R.O.C.)

1.2 Manufacturer

CASTLES TECHNOLOGY CO., LTD.
6F, NO. 207-5, SEC. 3, BEIXIN RD., XINDIAN DISTRICT, NEW TAIPEI CITY 231030, TAIWAN (R.O.C.)

1.3 Product Feature of Equipment Under Test

Product Feature	
Equipment	POS Terminal
Brand Name	CASTLES TECHNOLOGY
Model Name	S1F4
FCC ID	WIYS1F4001
IMEI Code	Conducted: 350512260008461/350512260008479 Radiation: 350512260007661/350512260007679
EUT Stage	Identical Prototype

1.4 Product Specification of Equipment Under Test

Standards-related Product Specification	
Tx Frequency	LTE Band 2 : 1850 MHz ~ 1910 MHz LTE Band 4 : 1710 MHz ~ 1755 MHz LTE Band 5 : 824 MHz ~ 849 MHz LTE Band 7 : 2500 MHz ~ 2570 MHz LTE Band 12 : 699 MHz ~ 716 MHz LTE Band 17 : 704 MHz ~ 716 MHz LTE Band 25 : 1850 MHz ~ 1915 MHz LTE Band 26 : 824 MHz ~ 849 MHz LTE Band 38 : 2570 MHz ~ 2620 MHz LTE Band 41 : 2535 MHz ~ 2655 MHz LTE Band 66 : 1710 MHz ~ 1780 MHz
Rx Frequency	LTE Band 2 : 1930 MHz ~ 1990 MHz LTE Band 4 : 2110 MHz ~ 2155 MHz LTE Band 5 : 869 MHz ~ 894 MHz LTE Band 7 : 2620 MHz ~ 2690 MHz LTE Band 12 : 729 MHz ~ 746 MHz LTE Band 17 : 734 MHz ~ 746 MHz LTE Band 25 : 1930 MHz ~ 1995 MHz LTE Band 26 : 869 MHz ~ 894 MHz

	LTE Band 38: 2570 MHz ~ 2620 MHz LTE Band 41 : 2535 MHz ~ 2655 MHz LTE Band 66 : 2110 MHz~ 2180 MHz
Bandwidth	LTE Band 2 : 1.4MHz / 3MHz / 5MHz / 10MHz / 15MHz / 20MHz LTE Band 4 : 1.4MHz / 3MHz / 5MHz / 10MHz / 15MHz / 20MHz LTE Band 5 : 1.4MHz / 3MHz / 5MHz / 10MHz LTE Band 7 : 5MHz/ 10MHz / 15MHz / 20MHz LTE Band 12 : 1.4MHz / 3MHz / 5MHz / 10MHz LTE Band 17 : 5MHz / 10MHz LTE Band 25 : 1.4MHz / 3MHz / 5MHz / 10MHz / 15MHz / 20MHz LTE Band 26 : 1.4MHz / 3MHz / 5MHz / 10MHz / 15MHz LTE Band 38 : 5MHz / 10MHz / 15MHz / 20MHz LTE Band 41 : 5MHz / 10MHz / 15MHz / 20MHz LTE Band 66 : 1.4MHz / 3MHz / 5MHz / 10MHz / 15MHz / 20MHz
Maximum Output Power to Antenna	LTE Band 2 : 23.01 dBm LTE Band 4 : 23.01 dBm LTE Band 5 : 23.67 dBm LTE Band 7 : 22.98 dBm LTE Band 12 : 23.97 dBm LTE Band 17 : 23.92 dBm LTE Band 25 : 23.05 dBm LTE Band 26 : 23.78 dBm LTE Band 38 : 23.12 dBm LTE Band 41 : 23.14 dBm LTE Band 66 : 23.04 dBm
Antenna Gain	LTE Band 2 : -0.3 dBi LTE Band 4 : -0.7 dBi LTE Band 5 : -1.9 dBi LTE Band 7 : -1.5 dBi LTE Band 12 : -1.45 dBi LTE Band 17 : -1.45 dBi LTE Band 25 : -0.3 dBi LTE Band 26 : -1.9 dBi LTE Band 38 : -2.28 dBi LTE Band 41 : -1.5 dBi LTE Band 66 : -0.7 dBi
Type of Modulation	QPSK / 16QAM / 64QAM

1.5 Modification of EUT

No modifications are made to the EUT during all test items.

1.6 Maximum ERP/EIRP Power and Emission Designator

LTE Band 2		QPSK		16QAM/64QAM	
BW (MHz)	Frequency Range (MHz)	Maximum EIRP(W)	Emission Designator (99%OBW)	Maximum EIRP(W)	Emission Designator (99%OBW)
1.4	1850.7 ~ 1909.3	0.1854	1M09G7D	0.1535	1M09W7D
3	1851.5 ~ 1908.5	0.1832	2M71G7D	0.1578	2M70W7D
5	1852.5 ~ 1907.5	0.1841	4M51G7D	0.1567	4M48W7D
10	1855.0 ~ 1905.0	0.1828	9M05G7D	0.1556	9M01W7D
15	1857.5 ~ 1902.5	0.1828	13M4G7D	0.1560	13M5W7D
20	1860.0 ~ 1900.0	0.1866	17M9G7D	0.1611	17M9W7D
LTE Band 25		QPSK		16QAM/64QAM	
BW (MHz)	Frequency Range (MHz)	Maximum EIRP(W)	Emission Designator (99%OBW)	Maximum EIRP(W)	Emission Designator (99%OBW)
1.4	1850.7 ~ 1914.3	0.1832	1M09G7D	0.1486	1M09W7D
3	1851.5 ~ 1913.5	0.1824	2M71G7D	0.1472	2M70W7D
5	1852.5 ~ 1912.5	0.1832	4M51G7D	0.1476	4M48W7D
10	1855.0 ~ 1910.0	0.1807	9M05G7D	0.1476	9M01W7D
15	1857.5 ~ 1907.5	0.1816	13M4G7D	0.1455	13M5W7D
20	1860.0 ~ 1905.0	0.1884	17M9G7D	0.1489	17M9W7D
LTE Band 4		QPSK		16QAM/64QAM	
BW (MHz)	Frequency Range (MHz)	Maximum EIRP(W)	Emission Designator (99%OBW)	Maximum EIRP(W)	Emission Designator (99%OBW)
1.4	1710.7 ~ 1754.3	0.1694	1M10G7D	0.1403	1M10W7D
3	1711.5 ~ 1753.5	0.1663	2M72G7D	0.1406	2M69W7D
5	1712.5 ~ 1752.5	0.1656	4M48G7D	0.1409	4M51W7D
10	1715.0 ~ 1750.0	0.1660	9M05G7D	0.1406	9M11W7D
15	1717.5 ~ 1747.5	0.1675	13M6G7D	0.1416	13M5W7D
20	1720.0 ~ 1745.0	0.1702	17M9G7D	0.1435	17M9W7D
LTE Band 5		QPSK		16QAM/64QAM	
BW (MHz)	Frequency Range (MHz)	Maximum ERP(W)	Emission Designator (99%OBW)	Maximum ERP(W)	Emission Designator (99%OBW)
1.4	824.7 ~ 848.3	0.0897	1M09G7D	0.0741	1M09W7D
3	825.5 ~ 847.5	0.0906	2M70G7D	0.0760	2M69W7D
5	826.5 ~ 846.5	0.0897	4M49G7D	0.0753	4M47W7D
10	829.0 ~ 844.0	0.0916	9M05G7D	0.0776	9M03W7D

LTE Band 7		QPSK		16QAM/64QAM	
BW (MHz)	Frequency Range (MHz)	Maximum EIRP(W)	Emission Designator (99%OBW)	Maximum EIRP(W)	Emission Designator (99%OBW)
5	2502.5 ~ 2567.5	0.1393	4M48G7D	0.1159	4M50W7D
10	2505.0 ~ 2565.0	0.1393	9M01G7D	0.1180	8M99W7D
15	2507.5 ~ 2562.5	0.1390	13M5G7D	0.1180	13M4W7D
20	2510.0 ~ 2560.0	0.1406	17M9G7D	0.1194	17M9W7D
LTE Band 12		**QPSK**		**16QAM/64QAM**	
BW (MHz)	**Frequency Range (MHz)**	**Maximum ERP(W)**	**Emission Designator (99%OBW)**	**Maximum ERP(W)**	**Emission Designator (99%OBW)**
1.4	699.7 ~ 715.3	0.1052	1M09G7D	0.0879	1M09W7D
3	700.5 ~ 714.5	0.1076	2M70G7D	0.0899	2M71W7D
5	701.5 ~ 713.5	0.1069	4M51G7D	0.0875	4M52W7D
10	704.0 ~ 711.0	0.1089	9M07G7D	0.0908	9M03W7D
LTE Band 17		**QPSK**		**16QAM/64QAM**	
BW (MHz)	**Frequency Range (MHz)**	**Maximum ERP(W)**	**Emission Designator (99%OBW)**	**Maximum ERP(W)**	**Emission Designator (99%OBW)**
5	706.5 ~ 713.5	0.1054	4M51G7D	0.0887	4M52W7D
10	709.0 ~ 711.0	0.1076	9M07G7D	0.0895	9M03W7D
LTE Band 26		**QPSK**		**16QAM/64QAM**	
BW (MHz)	**Frequency Range (MHz)**	**Maximum ERP(W)**	**Emission Designator (99%OBW)**	**Maximum ERP(W)**	**Emission Designator (99%OBW)**
1.4	824.7 ~ 848.3	0.0897	1M09G7D	0.0716	1M09W7D
3	825.5 ~ 847.5	0.0918	2M70G7D	0.0755	2M69W7D
5	826.5 ~ 846.5	0.0931	4M49G7D	0.0760	4M47W7D
10	829.0 ~ 844.0	0.0925	9M05G7D	0.0757	9M03W7D
15	831.5 ~ 841.5	0.0940	13M5G7D	0.0766	13M5W7D
CH26790	824.0	0.0869	13M4G7D	0.0759	13M5W7D
LTE Band 38		**QPSK**		**16QAM/64QAM**	
BW (MHz)	**Frequency Range (MHz)**	**Maximum EIRP(W)**	**Emission Designator (99%OBW)**	**Maximum EIRP(W)**	**Emission Designator (99%OBW)**
5	2572.5 ~ 2617.5	0.1191	4M48G7D	0.0946	4M49W7D
10	2575.0 ~ 2615.0	0.1183	9M05G7D	0.0948	9M07W7D
15	2577.5 ~ 2612.5	0.1197	13M4G7D	0.0964	13M4W7D
20	2580.0 ~ 2610.0	0.1213	17M9G7D	0.0971	17M9W7D

LTE Band 41		QPSK		16QAM/64QAM	
BW (MHz)	Frequency Range (MHz)	Maximum EIRP(W)	Emission Designator (99%OBW)	Maximum EIRP(W)	Emission Designator (99%OBW)
5	2537.5 ~ 2652.5	0.1439	4M48G7D	0.1127	4M49W7D
10	2540 ~ 2650	0.1449	9M05G7D	0.1138	9M07W7D
15	2542.5 ~ 2647.5	0.1426	13M4G7D	0.1132	13M4W7D
20	2545.0 ~ 2645.0	0.1459	17M9G7D	0.1156	17M9W7D
LTE Band 66		**QPSK**		**16QAM/64QAM**	
BW (MHz)	**Frequency Range (MHz)**	**Maximum EIRP(W)**	**Emission Designator (99%OBW)**	**Maximum EIRP(W)**	**Emission Designator (99%OBW)**
1.4	1710.7 ~ 1779.3	0.1663	1M10G7D	0.1435	1M10W7D
3	1711.5 ~ 1778.5	0.1641	2M72G7D	0.1426	2M69W7D
5	1712.5 ~ 1777.5	0.1633	4M48G7D	0.1422	4M51W7D
10	1715.0 ~ 1775.0	0.1648	9M05G7D	0.1432	9M11W7D
15	1717.5 ~ 1772.5	0.1667	13M6G7D	0.1426	13M5W7D
20	1720.0 ~ 1770.0	0.1714	17M9G7D	0.1452	17M9W7D

Note:

1. LTE Band 26 overlaps the entire frequency range of LTE Band 5. Therefore, the test results provided in this report covers Band 5 and the portion of Band 26 subject to Part 22.
2. LTE Band 66 overlaps the entire frequency range of LTE Band 4. Therefore, the test results provided in this report covers Band 66 as well as Band 4.
3. LTE Band 25 overlaps the entire frequency range of LTE Band 2. Therefore, the test results provided in this report covers Band 25 as well as Band 2.
4. LTE Band 12 overlaps the entire frequency range of LTE Band 17. Therefore, the test results provided in this report covers Band 12 as well as Band 17.
5. LTE Band 41 overlaps the entire frequency range of LTE Band 38. Therefore, the test results provided in this report covers Band 41 as well as Band 38.
6. All modulations have been tested, and only the worst test results of PSK & QAM are shown in the report.

1.7 Testing Location

Sporton International Inc. (Kunshan) is accredited to ISO/IEC 17025:2017 by American Association for Laboratory Accreditation with Certificate Number 5145.02.

Test Firm	Sporton International Inc. (Kunshan)		
Test Site Location	No. 1098, Pengxi North Road, Kunshan Economic Development Zone Jiangsu Province 215300 People's Republic of China TEL : +86-512-57900158		
Test Site No.	**Sporton Site No.**	**FCC Designation No.**	**FCC Test Firm Registration No.**
	03CH04-KS TH01-KS	CN1257	314309

1.8 Test Software

Item	Site	Manufacture	Name	Version
1.	TH01-KS	SPORTON	FCC LTE_Ver2.0 Auto_china_210503	2.0
2.	03CH04-KS	AUDIX	E3	210616

1.9 Applicable Standards

According to the specifications of the manufacturer, the EUT must comply with the requirements of the following standards:

- 47 CFR Part 22(H), 24(E), 27(H), 27(L), 27(M)
- ANSI C63.26-2015
- FCC KDB 971168 D01 Power Meas License Digital Systems v03r01
- FCC KDB 412172 D01 Determining ERP and EIRP v01r01

Remark:

1. All test items were verified and recorded according to the standards and without any deviation during the test.
2. This EUT has also been tested and complied with the requirements of FCC Part 15, Subpart B, recorded in a separate test report.

2 Test Configuration of Equipment Under Test

2.1 Test Mode

Antenna port conducted and radiated test items listed below are performed according to KDB 971168 D01 Power Meas License Digital Systems v03r01 with maximum output power.

Radiated measurements are performed by rotating the EUT in three different orthogonal test planes to find the maximum emission.

Test Items	Band	Bandwidth (MHz)						Modulation			RB #			Test Channel		
		1.4	3	5	10	15	20	QPSK	16QAM	64QAM	1	Half	Full	L	M	H
Max. Output Power	2	v	v	v	v	v	v	v	v	v	v	v	v	v	v	v
	4	v	v	v	v	v	v	v	v	v	v	v	v	v	v	v
	5	v	v	v	v	-	-	v	v	v	v	v	v	v	v	v
	7	-	-	v	v	v	v	v	v	v	v	v	v	v	v	v
	12	v	v	v	v	-	-	v	v	v	v	v	v	v	v	v
	17	-	-	v	v	-	-	v	v	v	v	v	v	v	v	v
	25	v	v	v	v	v	v	v	v	v	v	v	v	v	v	v
	26	v	v	v	v	v	-	v	v	v	v	v	v	v	v	v
	38	-	-	v	v	v	v	v	v	v	v	v	v	v	v	v
	41	-	-	v	v	v	v	v	v	v	v	v	v	v	v	v
	66	v	v	v	v	v	v	v	v	v	v	v	v	v	v	v
Peak-to-Average Ratio	7	-	-				v	v	v	v			v		v	
	12				v	-	-	v	v	v			v		v	
	25						v	v	v	v			v		v	
	26					v	-	v	v	v			v		v	
	41	-	-				v	v	v	v			v		v	
	66						v	v	v	v			v		v	
26dB and 99% Bandwidth	7	-	-	v	v	v	v	v	v	v			v		v	
	12	v	v	v	v	-	-	v	v	v			v		v	
	25	v	v	v	v	v	v	v	v	v			v		v	
	26	v	v	v	v	v	-	v	v	v			v		v	
	41	-	-	v	v	v	v	v	v	v			v		v	
	66	v	v	v	v	v	v	v	v	v			v		v	
Conducted Band Edge	7	-	-	v	v	v	v	v	v	v	v		v	v		v
	12	v	v	v	v	-	-	v	v	v	v		v	v		v
	25	v	v	v	v	v	v	v	v	v	v		v	v		v

Test Items	Band	Bandwidth (MHz)						Modulation			RB #			Test Channel		
		1.4	3	5	10	15	20	QPSK	16QAM	64QAM	1	Half	Full	L	M	H
	26	v	v	v	v	v	-	v	v	v	v		v	v		v
	41	-	-	v	v	v	v	v	v	v	v		v	v		v
	66	v	v	v	v	v	v	v	v	v	v		v	v		v
Conducted Spurious Emission	7	-	-	v	v	v	v	v			v			v	v	v
	12	v	v	v	v	-	-	v			v			v	v	v
	25	v	v	v	v	v	v	v			v			v	v	v
	26	v	v	v	v	v	-	v			v			v	v	v
	41	-	-	v	v	v	v	v			v			v	v	v
	66	v	v	v	v	v	v	v			v			v	v	v
Frequency Stability	7	-	-		v			v					v		v	
	12				v	-	-	v					v		v	
	25				v			v					v		v	
	26				v		-	v					v		v	
	41	-	-		v			v					v		v	
	66				v			v					v		v	
E.R.P / E.I.R.P	2	v	v	v	v	v	v	v	v	v	v	v	v	v	v	v
	4	v	v	v	v	v	v	v	v	v	v	v	v	v	v	v
	5	v	v	v	v	-	-	v	v	v	v	v	v	v	v	v
	7	-	-	v	v	v	v	v	v	v	v	v	v	v	v	v
	12	v	v	v	v	-	-	v	v	v	v	v	v	v	v	v
	17	-	-	v	v	-	-	v	v	v	v	v	v	v	v	v
	25	v	v	v	v	v	v	v	v	v	v	v	v	v	v	v
	26	v	v	v	v	v	-	v	v	v	v	v	v	v	v	v
	38	-	-	v	v	v	v	v	v	v	v	v	v	v	v	v
	41	-	-	v	v	v	v	v	v	v	v	v	v	v	v	v
	66	v	v	v	v	v	v	v	v	v	v	v	v	v	v	v
Radiated Spurious Emission	7	Worst Case												v	v	v
	12	Worst Case												v	v	v
	25	Worst Case												v	v	v
	26	Worst Case												v	v	v
	41	Worst Case												v	v	v
	66	Worst Case												v	v	v
Note	1. The mark "**v** " means that this configuration is chosen for testing 2. The mark "-" means that this bandwidth is not supported.															

Test Items	Band	Bandwidth (MHz)						Modulation			RB #			Test Channel		
		1.4	3	5	10	15	20	QPSK	16QAM	64QAM	1	Half	Full	L	M	H
	3. The device is investigated from 30MHz to 10 times of fundamental signal for radiated spurious emission test under different RB size/offset and modulations in exploratory test. Subsequently, only the worst case emissions are reported.															

2.2 Connection Diagram of Test System

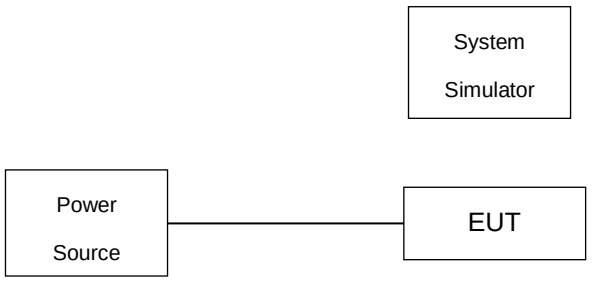

This example is connection diagram of EUT test configurations.

. For detail, please refer to test mode configuration and setup photographs for each test item.

2.3 Support Unit used in test configuration and system

Item	Equipment	Trade Name	Model No.	FCC ID	Data Cable	Power Cord
1.	Adapter1	N/A	N/A	N/A	N/A	N/A
2.	System Simulator	Anritsu	MT8820C	N/A	N/A	Unshielded, 1.8 m

2.4 Measurement Results Explanation Example

For all conducted test items:

The offset level is set in the spectrum analyzer to compensate the RF cable loss between EUT conducted output port and spectrum analyzer. With the offset compensation, the spectrum analyzer reading level is exactly the EUT RF output level.

The spectrum analyzer offset is derived from RF cable loss.

Offset = RF cable loss

Following shows an offset computation example with cable loss 6.0 dB.

Example :

Offset(dB) = RF cable loss(dB).

= 6.0 (dB)

2.5 Frequency List of Low/Middle/High Channels

LTE Band 2 Channel and Frequency List				
BW [MHz]	**Channel/Frequency(MHz)**	**Lowest**	**Middle**	**Highest**
20	Channel	18700	18900	19100
	Frequency	1860	1880	1900
15	Channel	18675	18900	19125
	Frequency	1857.5	1880	1902.5
10	Channel	18650	18900	19150
	Frequency	1855	1880	1905
5	Channel	18625	18900	19175
	Frequency	1852.5	1880	1907.5
3	Channel	18615	18900	19185
	Frequency	1851.5	1880	1908.5
1.4	Channel	18607	18900	19193
	Frequency	1850.7	1880	1909.3

LTE Band 4 Channel and Frequency List				
BW [MHz]	Channel/Frequency(MHz)	Lowest	Middle	Highest
20	Channel	20050	20175	20300
	Frequency	1720	1732.5	1745
15	Channel	20025	20175	20325
	Frequency	1717.5	1732.5	1747.5
10	Channel	20000	20175	20350
	Frequency	1715	1732.5	1750
5	Channel	19975	20175	20375
	Frequency	1712.5	1732.5	1752.5
3	Channel	19965	20175	20385
	Frequency	1711.5	1732.5	1753.5
1.4	Channel	19957	20175	20393
	Frequency	1710.7	1732.5	1754.3

LTE Band 5 Channel and Frequency List				
BW [MHz]	Channel/Frequency(MHz)	Lowest	Middle	Highest
10	Channel	20450	20525	20600
	Frequency	829	836.5	844
5	Channel	20425	20525	20625
	Frequency	826.5	836.5	846.5
3	Channel	20415	20525	20635
	Frequency	825.5	836.5	847.5
1.4	Channel	20407	20525	20643
	Frequency	824.7	836.5	848.3

LTE Band 7 Channel and Frequency List				
BW [MHz]	Channel/Frequency(MHz)	Lowest	Middle	Highest
20	Channel	20850	21100	21350
	Frequency	2510	2535	2560
15	Channel	20825	21100	21375
	Frequency	2507.5	2535	2562.5
10	Channel	20800	21100	21400
	Frequency	2505	2535	2565
5	Channel	20775	21100	21425
	Frequency	2502.5	2535	2567.5

LTE Band 12 Channel and Frequency List				
BW [MHz]	Channel/Frequency(MHz)	Lowest	Middle	Highest
10	Channel	23060	23095	23130
	Frequency	704	707.5	711
5	Channel	23035	23095	23155
	Frequency	701.5	707.5	713.5
3	Channel	23025	23095	23165
	Frequency	700.5	707.5	714.5
1.4	Channel	23017	23095	23173
	Frequency	699.7	707.5	715.3

LTE Band 17 Channel and Frequency List				
BW [MHz]	Channel/Frequency(MHz)	Lowest	Middle	Highest
10	Channel	23780	23790	23800
	Frequency	709	710	711
5	Channel	23755	23790	23825
	Frequency	706.5	710	713.5

LTE Band 25 Channel and Frequency List				
BW [MHz]	Channel/Frequency(MHz)	Lowest	Middle	Highest
20	Channel	26140	26340	26590
	Frequency	1860	1880	1905
15	Channel	26115	26340	26615
	Frequency	1857.5	1880	1907.5
10	Channel	26090	26340	26640
	Frequency	1855	1880	1910
5	Channel	26065	26340	26665
	Frequency	1852.5	1880	1912.5
3	Channel	26055	26340	26675
	Frequency	1851.5	1880	1913.5
1.4	Channel	26047	26340	26683
	Frequency	1850.7	1880	1914.3

LTE Band 26 Channel and Frequency List				
BW [MHz]	Channel/Frequency(MHz)	Lowest	Middle	Highest
15	Channel	26865	26915	26965
	Frequency	831.5	836.5	841.5
10	Channel	26840	26915	26990
	Frequency	829	836.5	844
5	Channel	26815	26915	27015
	Frequency	826.5	836.5	846.5
3	Channel	26805	26915	27025
	Frequency	825.5	836.5	847.5
1.4	Channel	26797	26915	27033
	Frequency	824.7	836.5	848.3

LTE Band 38 Channel and Frequency List				
BW [MHz]	Channel/Frequency(MHz)	Lowest	Middle	Highest
20	Channel	37850	38000	38150
	Frequency	2580	2595	2610
15	Channel	37825	38000	38175
	Frequency	2577.5	2595	2612.5
10	Channel	37800	38000	38200
	Frequency	2575	2595	2615
5	Channel	37775	38000	38225
	Frequency	2572.5	2595	2617.5

LTE Band 41 Channel and Frequency List				
BW [MHz]	Channel/Frequency(MHz)	Lowest	Middle	Highest
20	Channel	40140	40640	41140
	Frequency	2545	2595	2645
15	Channel	40115	40640	41165
	Frequency	2542.5	2595	2647.5
10	Channel	40090	40640	41190
	Frequency	2540	2595	2650
5	Channel	40065	40640	41215
	Frequency	2537.5	2595	2652.5

LTE Band 66 Channel and Frequency List				
BW [MHz]	**Channel/Frequency(MHz)**	**Lowest**	**Middle**	**Highest**
20	Channel	132072	132322	132572
	Frequency	1720	1745	1770
15	Channel	132047	132322	132597
	Frequency	1717.5	1745	1772.5
10	Channel	132022	132322	132622
	Frequency	1715	1745	1775
5	Channel	131997	132322	132647
	Frequency	1712.5	1745	1777.5
3	Channel	131987	132322	132657
	Frequency	1711.5	1745	1778.5
1.4	Channel	131979	132322	132665
	Frequency	1710.7	1745	1779.3

3 Conducted Test Items

3.1 Measuring Instruments

See list of measuring instruments of this test report.

3.2 Test Setup

3.2.1 Conducted Output Power



3.2.2 Peak-to-Average Ratio, Occupied Bandwidth, Conducted Band-Edge and Conducted Spurious Emission

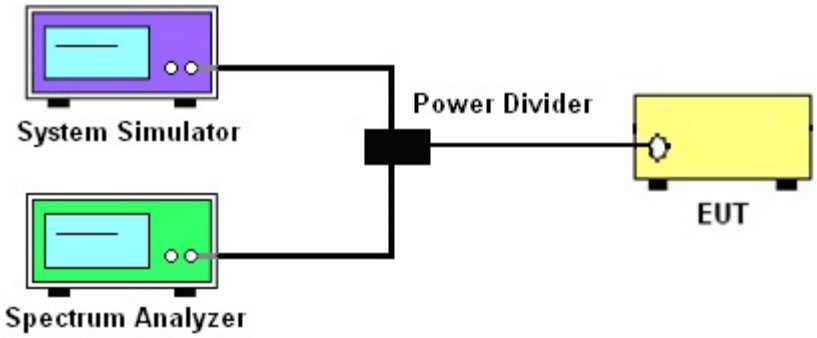

3.2.3 Frequency Stability

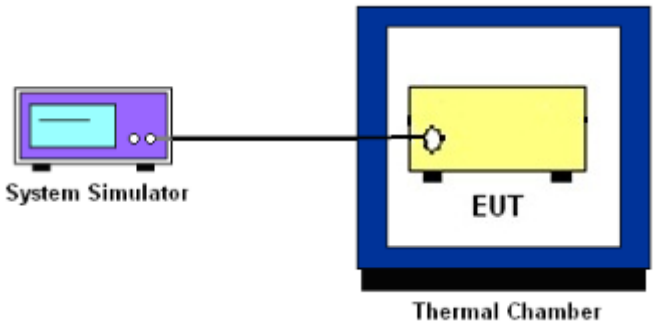

3.3 Test Result of Conducted Test

Please refer to Appendix A.

3.4 Conducted Output Power and ERP/EIRP

3.4.1 Description of the Conducted Output Power Measurement and ERP/EIRP Measurement

A system simulator was used to establish communication with the EUT. Its parameters were set to force the EUT transmitting at maximum output power. The measured power in the radio frequency on the transmitter output terminals shall be reported.

The ERP of mobile transmitters must not exceed 7 Watts for LTE Band 5 and Band 26.

The ERP of mobile transmitters must not exceed 3 Watts for LTE Band 12 and Band 17.

The EIRP of mobile transmitters must not exceed 2 Watts for LTE Band 2 and Band 25 and Band 7 and Band 38 and Band 41.

The EIRP of mobile transmitters must not exceed 1 Watts for LTE Band 4 and Band 66.

According to KDB 412172 D01 Power Approach,

EIRP = $P_T + G_T – L_C$, ERP = EIRP -2.15, where

P_T = transmitter output power in dBm

G_T = gain of the transmitting antenna in dBi

L_C = signal attenuation in the connecting cable between the transmitter and antenna in dB

3.4.2 Test Procedures

1. The testing follows ANSI C63.26 Section 5.2
2. The transmitter output port was connected to the system simulator.
3. Set EUT at maximum power through the system simulator.
4. Select lowest, middle, and highest channels for each band and different modulation.
5. Measure and record the power level from the system simulator.

3.5 Peak-to-Average Ratio

3.5.1 Description of the PAR Measurement

Power Complementary Cumulative Distribution Function (CCDF) curves provide a means for characterizing the power peaks of a digitally modulated signal on a statistical basis. A CCDF curve depicts the probability of the peak signal amplitude exceeding the average power level. Most contemporary measurement instrumentation include the capability to produce CCDF curves for an input signal provided that the instrument's resolution bandwidth can be set wide enough to accommodate the entire input signal bandwidth. In measuring transmissions in this band using an average power technique, the peak-to-average ratio (PAR) of the transmission may not exceed 13 dB.

3.5.2 Test Procedures

1. The testing follows ANSI C63.26 Section 5.2.3.4 (CCDF).
2. The EUT was connected to spectrum and system simulator via a power divider.
3. Set the CCDF (Complementary Cumulative Distribution Function) option in spectrum analyzer.
4. The highest RF powers were measured and recorded the maximum PAPR level associated with a probability of 0.1 %.
5. Record the deviation as Peak to Average Ratio.

3.6 Occupied Bandwidth

3.6.1 Description of Occupied Bandwidth Measurement

The occupied bandwidth is the width of a frequency band such that, below the lower and above the upper frequency limits, the mean powers emitted are each equal to a specified percentage 0.5% of the total mean transmitted power.

The 26 dB emission bandwidth is defined as the frequency range between two points, one above and one below the carrier frequency, at which the spectral density of the emission is attenuated 26 dB below the maximum in-band spectral density of the modulated signal. Spectral density (power per unit bandwidth) is to be measured with a detector of resolution bandwidth equal to approximately 1.0% of the emission bandwidth.

3.6.2 Test Procedures

1. The testing follows ANSI C63.26 Section 5.4
2. The EUT was connected to spectrum analyzer and system simulator via a power divider.
3. The spectrum analyzer center frequency is set to the nominal EUT channel center frequency. The span range for the spectrum analyzer shall be between two and five times the anticipated OBW.
4. The nominal resolution bandwidth (RBW) shall be in the range of 1 to 5 % of the anticipated OBW, and the VBW shall be at least 3 times the RBW.
5. Set the detection mode to peak, and the trace mode to max hold.
6. Determine the reference value: Set the EUT to transmit a modulated signal. Allow the trace to stabilize. Set the spectrum analyzer marker to the highest level of the displayed trace.
   (this is the reference value)
7. Determine the “-26 dB down amplitude” as equal to (Reference Value – X).
8. Place two markers, one at the lowest and the other at the highest frequency of the envelope of the spectral display such that each marker is at or slightly below the “–X dB down amplitude” determined in step 6. If a marker is below this “-X dB down amplitude” value it shall be placed as close as possible to this value. The OBW is the positive frequency difference between the two markers.
9. Use the 99 % power bandwidth function of the spectrum analyzer and report the measured bandwidth.

3.7 Conducted Band Edge

3.7.1 Description of Conducted Band Edge Measurement

22.917(a)

For operations in the 824 – 849 MHz band, the FCC limit is 43 + $10\log_{10}$(P[Watts]) dB below the transmitter power P(Watts) in a 100kHz bandwidth. However, in the 1MHz bands immediately outside and adjacent to the licensee's frequency block, a resolution bandwidth of at least one percent of the emission bandwidth of the fundamental emission of the transmitter may be employed.

24.238 (a)

For operations in the 1850-1910 and 1930-1990 MHz band, the FCC limit is 43 + $10\log_{10}$(P[Watts]) dB below the transmitter power P(Watts) in a 1MHz bandwidth. However, in the 1 MHz bands immediately outside and adjacent to the frequency block a resolution bandwidth of at least one percent of the emission bandwidth of the fundamental emission of the transmitter may be employed.

27.53 (g)

For operations in the 600MHz band and 698 -746 MHz band, the FCC limit is 43 + 10log10(P[Watts]) dB below the transmitter power P(Watts) in a 100 kHz bandwidth. However, in the 100 kilohertz bands immediately outside and adjacent to a licensee's frequency block, a resolution bandwidth of at least 30 kHz may be employed.

27.53 (h)

For operations in the 1710 – 1755 MHz band, the FCC limit is 43 + $10\log_{10}$(P[Watts]) dB below the transmitter power P(Watts) in a 1 MHz bandwidth. However, in the 1MHz bands immediately outside and adjacent to the licensee's frequency block, a resolution bandwidth of at least one percent of the emission bandwidth of the fundamental emission of the transmitter may be employed.

27.53(m)(4)

For mobile digital stations, the attenuation factor shall be not less than 40 + 10 log (P) dB on all frequencies between the channel edge and 5 megahertz from the channel edge, 43 + 10 log (P) dB on all frequencies between 5 megahertz and X megahertz from the channel edge, and 55 + 10 log (P) dB on all frequencies more than X megahertz from the channel edge, where X is the greater of 6 megahertz or the actual emission bandwidth as defined in paragraph (m)(6) of this section. In addition, the attenuation factor shall not be less that 43 + 10 log (P) dB on all frequencies between 2490.5 MHz and 2496 MHz and 55 + 10 log (P) dB at or below 2490.5 MHz. Mobile Satellite Service licensees operating on frequencies below 2495 MHz may also submit a documented interference complaint against BRS licensees operating on channel BRS Channel 1 on the same terms and conditions as adjacent channel BRS or EBS licensees.

3.7.2 Test Procedures

1. The testing follows ANSI C63.26 section 5.7
1. The EUT was connected to spectrum analyzer and system simulator via a power divider.
2. The band edges of low and high channels for the highest RF powers were measured.
3. Set RBW >= 1% / 2% EBW in the 1MHz band immediately outside and adjacent to the band edge.
4. Beyond the 1 MHz band from the band edge, RBW=1MHz was used.
5. Set spectrum analyzer with RMS detector.
6. The RF fundamental frequency should be excluded against the limit line in the operating frequency band.
7. Checked that all the results comply with the emission limit line.

   Example:

   The limit line is derived from 43 + 10log(P)dB below the transmitter power P(Watts)

   = P(W)- [43 + 10log(P)] (dB)

   = [30 + 10log(P)] (dBm) - [43 + 10log(P)] (dB) = -13dBm.
8. For LTE Band 7, 38, 41, the other 40 dB, and 55 dB have additionally applied same calculation above.
9. When using the integration method, the starting frequency of the integration shall be centered at one-half of the RBW away from the band edge.

3.8 Conducted Spurious Emission

3.8.1 Description of Conducted Spurious Emission Measurement

The power of any emission outside of the authorized operating frequency ranges must be lower than the transmitter power (P) by a factor of at least 43 + 10 log (P) dB.

For Band 7,38,41:

The power of any emission outside of the authorized operating frequency ranges must be lower than the transmitter power (P) by a factor of at least 55 + 10 log (P) dB.

It is measured by means of a calibrated spectrum analyzer and scanned from 30 MHz up to a frequency including its 10th harmonic.

3.8.2 Test Procedures

1. The testing follows ANSI C63.26 section 5.7
2. The EUT was connected to spectrum analyzer and system simulator via a power divider.
3. The RF output of EUT was connected to the spectrum analyzer by RF cable and attenuator. The path loss was compensated to the results for each measurement.
4. The middle channel for the highest RF power within the transmitting frequency was measured.
5. The conducted spurious emission for the whole frequency range was taken.
6. Make the measurement with the spectrum analyzer's RBW = 1MHz, VBW = 3MHz.
7. Set spectrum analyzer with RMS detector.
8. Taking the record of maximum spurious emission.
9. The RF fundamental frequency should be excluded against the limit line in the operating frequency band.
10. The limit line is derived from 43 + 10log(P)dB below the transmitter power P(Watts)
    = P(W)- [43 + 10log(P)] (dB)
    = [30 + 10log(P)] (dBm) - [43 + 10log(P)] (dB)
    = -13dBm.
11. For Band 7, 38, 41
    The limit line is derived from 55 + 10log(P)dB below the transmitter power P(Watts)
    = P(W)- [55+ 10log(P)] (dB)
    = [30+ 10log(P)] (dBm) - [55+ 10log(P)] (dB)
    = -25dBm.

3.9 Frequency Stability

3.9.1 Description of Frequency Stability Measurement

The frequency stability shall be measured by variation of ambient temperature and variation of primary supply voltage to ensure that the fundamental emission stays within the authorized frequency block. The frequency stability of the transmitter shall be maintained within ±0.00025% (±2.5ppm) of the center frequency.

3.9.2 Test Procedures for Temperature Variation

1. The testing follows ANSI C63.26 section 5.6.4
2. The EUT was set up in the thermal chamber and connected with the system simulator.
3. With power OFF, the temperature was decreased to -30°C and the EUT was stabilized before testing. Power was applied and the maximum change in frequency was recorded within one minute.
4. With power OFF, the temperature was raised in 10°C step up to 50°C. The EUT was stabilized at each step for at least half an hour. Power was applied and the maximum frequency change was recorded within one minute.

3.9.3 Test Procedures for Voltage Variation

1. The testing follows ANSI C63.26 section 5.6.5
2. The EUT was placed in a temperature chamber at 20±5°C and connected with the system simulator.
3. The power supply voltage to the EUT was varied from 85% to 115% of the nominal value for other than hand carried battery equipment.
4. For hand carried, battery powered equipment, reduce the primary ac or dc supply voltage to the battery operating end point, which shall be specified by the manufacturer.
5. The variation in frequency was measured for the worst case.

4 Radiated Test Items

4.1 Measuring Instruments

See list of measuring instruments of this test report.

4.2 Test Setup

4.2.1 For radiated test below 30MHz

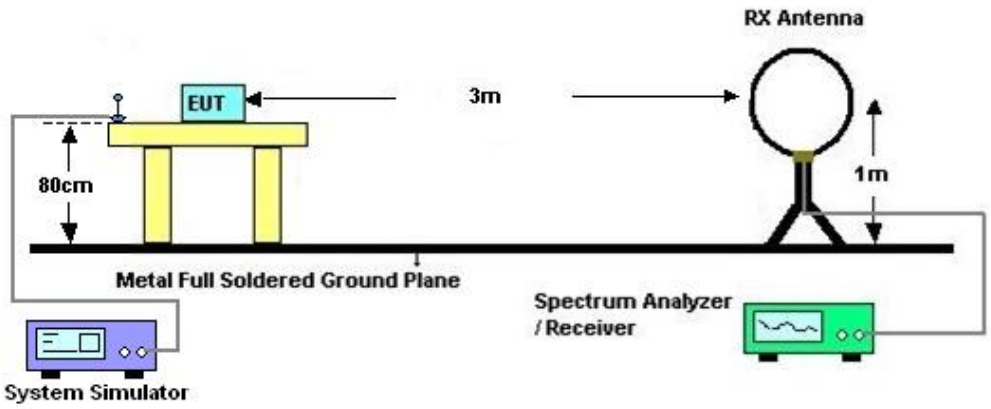

4.2.2 For radiated test from 30MHz to 1GHz

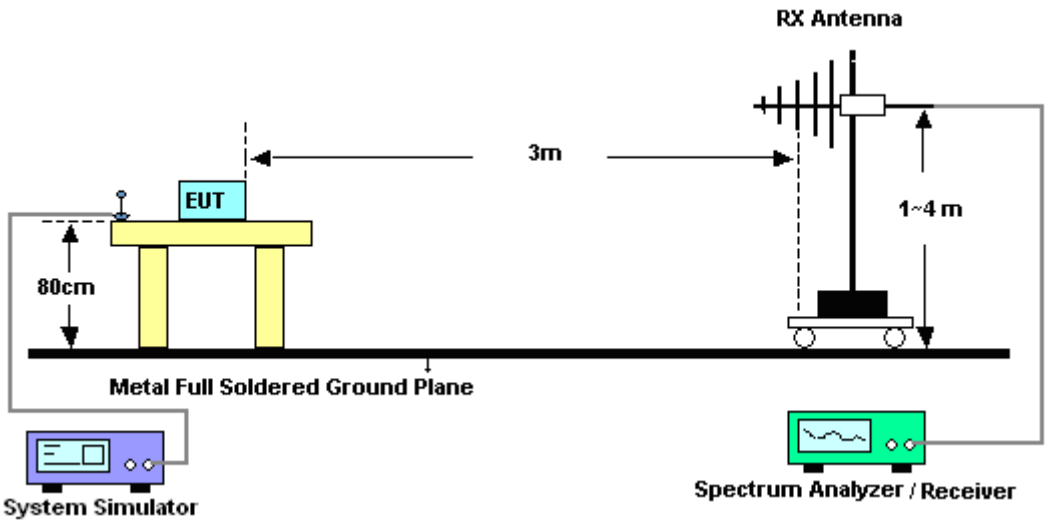

4.2.3 For radiated test above 1GHz

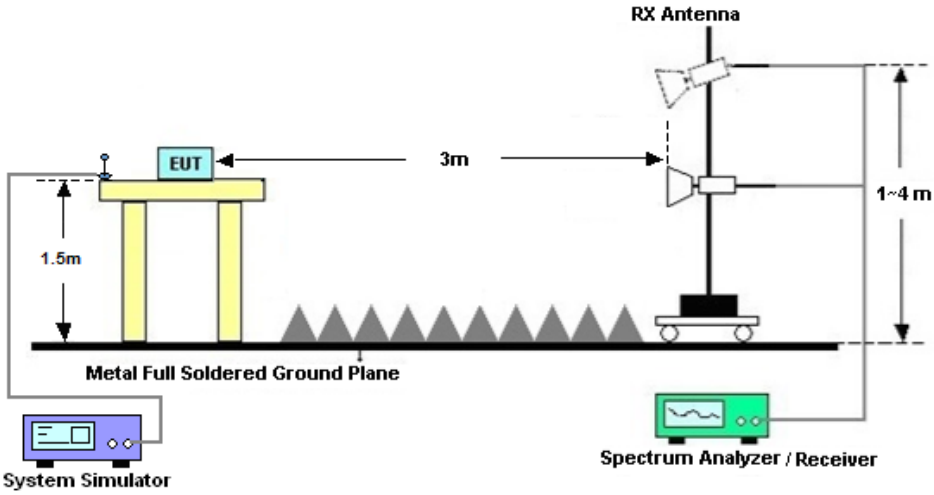

4.3 Test Result of Radiated Test

The low frequency, which started from 9 kHz to 30MHz, was pre-scanned and the result which was 20dB lower than the limit line was not reported.

Please refer to Appendix B.

4.4 Radiated Spurious Emission

4.4.1 Description of Radiated Spurious Emission

The radiated spurious emission was measured by substitution method according to ANSI C63.26. The power of any emission outside of the authorized operating frequency ranges must be attenuated below the transmitter power (P) by a factor of at least 43 + 10 log (P) dB.

For Band 7, 38, 41

The power of any emission outside of the authorized operating frequency ranges must be attenuated below the transmitter power (P) by a factor of at least 55 + 10 log (P) dB.

The spectrum is scanned from 30 MHz up to a frequency including its 10th harmonic.

4.4.2 Test Procedures

1. The testing follows ANSI C63.26 Section 5.5
2. The EUT was placed on a turntable with 0.8 meter height for frequency below 1GHz and 1.5 meter height for frequency above 1GHz respectively above ground.
3. The EUT was set 3 meters from the receiving antenna mounted on the antenna tower.
4. The table was rotated 360 degrees to determine the position of the highest spurious emission.
5. The height of the receiving antenna is varied between 1m to 4m to search the maximum spurious emission for both horizontal and vertical polarizations.
6. During the measurement, the system simulator parameters were set to force the EUT transmitting at maximum output power.
7. Make the measurement with the spectrum analyzer's RBW = 1MHz, VBW = 3MHz, taking the record of maximum spurious emission.
8. A horn antenna was substituted in place of the EUT and was driven by a signal generator.
9. Tune the output power of signal generator to the same emission level with EUT maximum spurious emission.
10. EIRP (dBm) = S.G. Power – Tx Cable Loss + Tx Antenna Gain
11. ERP (dBm) = EIRP - 2.15
12. The RF fundamental frequency should be excluded against the limit line in the operating frequency band.
    The limit line is derived from 43 + 10log(P)dB below the transmitter power P(Watts)
    = P(W)- [43 + 10log(P)] (dB)
    = [30 + 10log(P)] (dBm) - [43 + 10log(P)] (dB)
    = -13dBm.
13. For Band 7, 38, 41:
    The limit line is derived from 55 + 10log(P)dB below the transmitter power P(Watts)

5 List of Measuring Equipment

Instrument	Manufacturer	Model No.	Serial No.	Characteristics	Calibration Date	Test Date	Due Date	Remark
Spectrum Analyzer	R&S	FSV40	101040	10Hz~40GHz	Oct. 10, 2024	Mar. 20, 2025~ Mar. 21, 2025	Oct. 09, 2025	Conducted (TH01-KS)
Power divider	STI	STI08-0055	-	0.5~40GHz	NCR	Mar. 20, 2025~ Mar. 21, 2025	NCR	Conducted (TH01-KS)
Temperature &humidity chamber	Hongzhan	LP-150U	H2014011440	-40~+150°C 20%~95%RH	Jul. 04, 2024	Mar. 20, 2025~ Mar. 21, 2025	Jul. 03, 2025	Conducted (TH01-KS)
EXA Spectrum Analyzer	Keysight	N9010A	MY55370528	10Hz-44G,MAX 30dB	Oct. 11, 2024	Mar. 18, 2025	Oct. 10, 2025	Radiation (03CH04-KS)
Loop Antenna	R&S	HFH2-Z2E	101125	9kHz~30MHz	Sep. 08, 2024	Mar. 18, 2025	Sep. 07, 2025	Radiation (03CH04-KS)
Bilog Antenna	TeseQ	CBL6111D	44483	30MHz-1GHz	Nov. 23, 2024	Mar. 18, 2025	Nov. 22, 2025	Radiation (03CH04-KS)
Double Ridge Horn Antenna	ETS-Lindgren	3117	00227860	1GHz~18GHz	Aug. 16, 2024	Mar. 18, 2025	Aug. 15, 2025	Radiation (03CH04-KS)
SHF-EHF Horn	Com-power	AH-840	101116	18GHz~40GHz	Oct. 22, 2024	Mar. 18, 2025	Oct. 21, 2025	Radiation (03CH04-KS)
Amplifier	SONOMA	310N	380826	9KHz-1GHz	Jul. 03, 2024	Mar. 18, 2025	Jul. 02, 2025	Radiation (03CH04-KS)
Amplifier	EM	EM18G40GA	060852	18~40GHz	Jan. 03, 2025	Mar. 18, 2025	Jan. 02, 2026	Radiation (03CH04-KS)
high gain Amplifier	EM	EM01G18GA	060840	1Ghz-18Ghz	Oct. 09, 2024	Mar. 18, 2025	Oct. 08, 2025	Radiation (03CH04-KS)
Amplifier	EM	EM01G18GA	060892	1Ghz-18Ghz	Oct. 09, 2024	Mar. 18, 2025	Oct. 08, 2025	Radiation (03CH04-KS)
AC Power Source	Chroma	61601	F104090004	N/A	NCR	Mar. 18, 2025	NCR	Radiation (03CH04-KS)
Turn Table	ChamPro	EM 1000-T	060762-T	0~360 degree	NCR	Mar. 18, 2025	NCR	Radiation (03CH04-KS)
Antenna Mast	ChamPro	EM 1000-A	060762-A	1 m~4 m	NCR	Mar. 18, 2025	NCR	Radiation (03CH04-KS)

NCR: No Calibration Required

6 Measurement Uncertainty

The measurement uncertainties shown below were calculated in accordance with the requirements of ANSI 63.26-2015. All the measurement uncertainty value were shown with a coverage K=2 to indicate 95% level of confidence. The measurement data show herein meets or exceeds the CISPR measurement uncertainty values specified in CISPR 16-4-2 and can be compared directly to specified limit to determine compliance.

Uncertainty of Conducted Measurement

Test Item	Uncertainty
Conducted Spurious Emission & Bandedge	±2.22 dB
Occupied Channel Bandwidth	±0.1%
Conducted Power	±0.50 dB
Peak to Average Ratio	±0.50 dB
Frequency Stability	±0.04 ppm

Uncertainty of Radiated Emission Measurement (30MHz~1GHz)

Measuring Uncertainty for a Level of Confidence of 95% (U = 2Uc(y))	2.83 dB

Uncertainty of Radiated Emission Measurement (1GHz~18GHz)

Measuring Uncertainty for a Level of Confidence of 95% (U = 2Uc(y))	2.83 dB

Uncertainty of Radiated Emission Measurement (18GHz~40GHz)

Measuring Uncertainty for a Level of Confidence of 95% (U = 2Uc(y))	2.82 dB

---------- THE END ----------

Appendix A. Test Results of Conducted Test

Test Engineer :	Simle Wang	Temperature :	22~23℃
		Relative Humidity :	40~42%

Conducted Output Power(Average power) and ERP/EIRP

LTE Band 2

BW [MHz]	Modulation	RB Size	RB Offset	Power Low Ch. / Freq.	Power Middle Ch. / Freq.	Power High Ch. / Freq.	EIRP（W）		
Channel				18700	18900	19100	L	M	H
Frequency (MHz)				1860	1880	1900			
20	QPSK	1	0	22.95	23.01	22.93	0.1841	0.1866	0.1832
20	QPSK	1	49	22.90	22.93	22.81	0.1820	0.1832	0.1782
20	QPSK	1	99	22.81	22.95	22.87	0.1782	0.1841	0.1807
20	QPSK	50	0	22.12	22.22	22.17	0.1521	0.1556	0.1538
20	QPSK	50	24	22.03	22.08	22.03	0.1489	0.1507	0.1489
20	QPSK	50	50	21.98	22.16	22.07	0.1472	0.1535	0.1503
20	QPSK	100	0	22.05	22.11	22.10	0.1496	0.1517	0.1514
20	16QAM	1	0	22.21	22.37	22.07	0.1552	0.1611	0.1503
20	16QAM	1	49	22.04	22.12	22.10	0.1493	0.1521	0.1514
20	16QAM	1	99	22.06	22.08	22.09	0.1500	0.1507	0.1510
20	16QAM	50	0	21.11	21.21	21.17	0.1205	0.1233	0.1222
20	16QAM	50	24	21.13	21.24	21.17	0.1211	0.1242	0.1222
20	16QAM	50	50	21.07	21.12	21.08	0.1194	0.1208	0.1197
20	16QAM	100	0	21.07	21.11	21.03	0.1194	0.1205	0.1183
20	64QAM	1	0	21.06	21.24	21.11	0.1191	0.1242	0.1205
20	64QAM	1	49	21.00	21.21	21.07	0.1175	0.1233	0.1194
20	64QAM	1	99	21.09	21.09	21.10	0.1199	0.1199	0.1202
20	64QAM	50	0	20.21	20.32	20.12	0.0979	0.1005	0.0959
20	64QAM	50	24	20.22	20.18	20.11	0.0982	0.0973	0.0957
20	64QAM	50	50	20.15	20.21	20.09	0.0966	0.0979	0.0953
20	64QAM	100	0	20.23	20.17	20.13	0.0984	0.0971	0.0962
Channel				18675	18900	19125	L	M	H
Frequency (MHz)				1857.5	1880	1902.5			
15	QPSK	1	0	22.92	22.91	22.79	0.1828	0.1824	0.1774
15	QPSK	1	37	22.76	22.89	22.67	0.1762	0.1816	0.1726
15	QPSK	1	74	22.69	22.86	22.82	0.1734	0.1803	0.1786
15	QPSK	36	0	21.99	22.16	22.07	0.1476	0.1535	0.1503
15	QPSK	36	20	21.93	22.03	21.95	0.1455	0.1489	0.1462
15	QPSK	36	39	21.90	22.08	22.04	0.1445	0.1507	0.1493
15	QPSK	75	0	21.92	22.07	22.05	0.1452	0.1503	0.1496
15	16QAM	1	0	22.10	22.23	21.97	0.1514	0.1560	0.1469
15	16QAM	1	37	21.93	22.00	21.98	0.1455	0.1479	0.1472
15	16QAM	1	74	21.93	21.99	21.96	0.1455	0.1476	0.1466
15	16QAM	36	0	21.03	21.07	21.11	0.1183	0.1194	0.1205
15	16QAM	36	20	21.06	21.17	21.12	0.1191	0.1222	0.1208
15	16QAM	36	39	21.01	21.07	21.03	0.1178	0.1194	0.1183
15	16QAM	75	0	20.98	21.03	20.93	0.1169	0.1183	0.1156

15	64QAM	1	0	21.02	21.13	21.07	0.1180	0.1211	0.1194
15	64QAM	1	37	20.93	21.15	21.03	0.1156	0.1216	0.1183
15	64QAM	1	74	20.99	20.99	21.06	0.1172	0.1172	0.1191
15	64QAM	36	0	20.17	20.27	20.05	0.0971	0.0993	0.0944
15	64QAM	36	20	20.11	20.08	19.98	0.0957	0.0951	0.0929
15	64QAM	36	39	20.08	20.16	19.97	0.0951	0.0968	0.0927
15	64QAM	75	0	20.16	20.09	19.99	0.0968	0.0953	0.0931
Channel				18650	18900	19150	L	M	H
Frequency (MHz)				1855	1880	1905			
10	QPSK	1	0	22.81	22.90	22.87	0.1782	0.1820	0.1807
10	QPSK	1	25	22.76	22.89	22.78	0.1762	0.1816	0.1770
10	QPSK	1	49	22.73	22.92	22.79	0.1750	0.1828	0.1774
10	QPSK	25	0	21.99	22.10	22.11	0.1476	0.1514	0.1517
10	QPSK	25	12	21.90	21.94	21.95	0.1445	0.1459	0.1462
10	QPSK	25	25	21.91	22.12	21.99	0.1449	0.1521	0.1476
10	QPSK	50	0	21.98	22.06	22.01	0.1472	0.1500	0.1483
10	16QAM	1	0	22.11	22.22	21.94	0.1517	0.1556	0.1459
10	16QAM	1	25	21.92	22.01	22.04	0.1452	0.1483	0.1493
10	16QAM	1	49	21.94	22.02	21.99	0.1459	0.1486	0.1476
10	16QAM	25	0	20.99	21.08	21.08	0.1172	0.1197	0.1197
10	16QAM	25	12	20.98	21.14	21.14	0.1169	0.1213	0.1213
10	16QAM	25	25	21.00	21.02	20.95	0.1175	0.1180	0.1161
10	16QAM	50	0	20.94	21.03	20.92	0.1159	0.1183	0.1153
10	64QAM	1	0	20.98	21.18	21.00	0.1169	0.1225	0.1175
10	64QAM	1	25	20.88	21.11	20.94	0.1143	0.1205	0.1159
10	64QAM	1	49	21.03	20.95	21.01	0.1183	0.1161	0.1178
10	64QAM	25	0	20.09	20.19	20.05	0.0953	0.0975	0.0944
10	64QAM	25	12	20.11	20.03	20.02	0.0957	0.0940	0.0938
10	64QAM	25	25	20.05	20.11	19.96	0.0944	0.0957	0.0925
10	64QAM	50	0	20.11	20.11	20.09	0.0957	0.0957	0.0953
Channel				18625	18900	19175	L	M	H
Frequency (MHz)				1852.5	1880	1907.5			
5	QPSK	1	0	22.81	22.95	22.81	0.1782	0.1841	0.1782
5	QPSK	1	12	22.81	22.78	22.70	0.1782	0.1770	0.1738
5	QPSK	1	24	22.76	22.85	22.84	0.1762	0.1799	0.1795
5	QPSK	12	0	22.08	22.18	22.10	0.1507	0.1542	0.1514
5	QPSK	12	7	21.91	21.94	21.96	0.1449	0.1459	0.1466
5	QPSK	12	13	21.94	22.08	21.98	0.1459	0.1507	0.1472
5	QPSK	25	0	21.92	22.03	21.97	0.1452	0.1489	0.1469
5	16QAM	1	0	22.08	22.25	22.04	0.1507	0.1567	0.1493
5	16QAM	1	12	22.00	22.07	21.97	0.1479	0.1503	0.1469
5	16QAM	1	24	21.99	22.04	21.98	0.1476	0.1493	0.1472
5	16QAM	12	0	21.00	21.11	21.12	0.1175	0.1205	0.1208
5	16QAM	12	7	21.05	21.18	21.11	0.1189	0.1225	0.1205
5	16QAM	12	13	20.94	21.08	21.03	0.1159	0.1197	0.1183
5	16QAM	25	0	20.95	21.02	20.90	0.1161	0.1180	0.1148
5	64QAM	1	0	21.02	21.17	21.03	0.1180	0.1222	0.1183
5	64QAM	1	12	20.88	21.16	20.97	0.1143	0.1219	0.1167
5	64QAM	1	24	21.06	21.03	21.05	0.1191	0.1183	0.1189
5	64QAM	12	0	20.08	20.26	20.06	0.0951	0.0991	0.0946
5	64QAM	12	7	20.10	20.08	20.03	0.0955	0.0951	0.0940
5	64QAM	12	13	20.07	20.16	19.97	0.0948	0.0968	0.0927
5	64QAM	25	0	20.16	20.08	20.00	0.0968	0.0951	0.0933

Channel				18615	18900	19185	L	M	H
Frequency (MHz)				1851.5	1880	1908.5			
3	QPSK	1	0	22.85	22.93	22.80	0.1799	0.1832	0.1778
3	QPSK	1	8	22.83	22.80	22.72	0.1791	0.1778	0.1746
3	QPSK	1	14	22.77	22.91	22.82	0.1766	0.1824	0.1786
3	QPSK	8	0	22.05	22.14	22.09	0.1496	0.1528	0.1510
3	QPSK	8	4	21.89	21.96	21.96	0.1442	0.1466	0.1466
3	QPSK	8	7	21.86	22.02	22.04	0.1432	0.1486	0.1493
3	QPSK	15	0	21.95	21.97	22.02	0.1462	0.1469	0.1486
3	16QAM	1	0	22.14	22.28	22.02	0.1528	0.1578	0.1486
3	16QAM	1	8	21.95	22.04	21.97	0.1462	0.1493	0.1469
3	16QAM	1	14	21.98	22.00	21.95	0.1472	0.1479	0.1462
3	16QAM	8	0	21.07	21.16	21.11	0.1194	0.1219	0.1205
3	16QAM	8	4	21.07	21.21	21.02	0.1194	0.1233	0.1180
3	16QAM	8	7	21.02	21.02	20.94	0.1180	0.1180	0.1159
3	16QAM	15	0	21.01	21.06	20.89	0.1178	0.1191	0.1146
3	64QAM	1	0	21.02	21.12	20.96	0.1180	0.1208	0.1164
3	64QAM	1	8	20.93	21.11	20.93	0.1156	0.1205	0.1156
3	64QAM	1	14	20.97	20.97	20.99	0.1167	0.1167	0.1172
3	64QAM	8	0	20.06	20.17	20.06	0.0946	0.0971	0.0946
3	64QAM	8	4	20.19	20.13	19.96	0.0975	0.0962	0.0925
3	64QAM	8	7	20.05	20.13	19.96	0.0944	0.0962	0.0925
3	64QAM	15	0	20.09	20.12	20.08	0.0953	0.0959	0.0951
Channel				18607	18900	19193	L	M	H
Frequency (MHz)				1850.7	1880	1909.3			
1.4	QPSK	1	0	22.83	22.90	22.78	0.1791	0.1820	0.1770
1.4	QPSK	1	3	22.75	22.86	22.74	0.1758	0.1803	0.1754
1.4	QPSK	1	5	22.67	22.84	22.81	0.1726	0.1795	0.1782
1.4	QPSK	3	0	22.82	22.98	22.87	0.1786	0.1854	0.1807
1.4	QPSK	3	1	22.78	22.79	22.67	0.1770	0.1774	0.1726
1.4	QPSK	3	3	22.71	22.88	22.82	0.1742	0.1811	0.1786
1.4	QPSK	6	0	22.08	22.12	22.04	0.1507	0.1521	0.1493
1.4	16QAM	1	0	22.07	22.13	22.06	0.1503	0.1524	0.1500
1.4	16QAM	1	3	22.09	22.07	22.04	0.1510	0.1503	0.1493
1.4	16QAM	1	5	22.00	22.16	22.06	0.1479	0.1535	0.1500
1.4	16QAM	3	0	22.04	22.11	22.05	0.1493	0.1517	0.1496
1.4	16QAM	3	1	22.08	22.12	22.07	0.1507	0.1521	0.1503
1.4	16QAM	3	3	22.07	22.07	22.08	0.1503	0.1503	0.1507
1.4	16QAM	6	0	20.89	21.11	20.98	0.1146	0.1205	0.1169
1.4	64QAM	1	0	20.87	21.16	21.03	0.1140	0.1219	0.1183
1.4	64QAM	1	3	20.97	21.15	21.00	0.1167	0.1216	0.1175
1.4	64QAM	1	5	20.97	21.08	20.93	0.1167	0.1197	0.1156
1.4	64QAM	3	0	20.90	21.17	20.98	0.1148	0.1222	0.1169
1.4	64QAM	3	1	20.88	21.15	21.04	0.1143	0.1216	0.1186
1.4	64QAM	3	3	20.88	21.11	20.93	0.1143	0.1205	0.1156
1.4	64QAM	6	0	20.13	20.11	20.00	0.0962	0.0957	0.0933

LTE Band 4

BW [MHz]	Modulation	RB Size	RB Offset	Power Low Ch. / Freq.	Power Middle Ch. / Freq.	Power High Ch. / Freq.	EIRP（W）		
Channel				20050	20175	20300	L	M	H
Frequency (MHz)				1720	1732.5	1745			
20	QPSK	1	0	22.97	23.01	22.98	0.1687	0.1702	0.1690
20	QPSK	1	49	22.78	22.88	22.78	0.1614	0.1652	0.1614
20	QPSK	1	99	22.76	22.84	22.83	0.1607	0.1637	0.1633
20	QPSK	50	0	21.98	22.24	22.10	0.1343	0.1426	0.1380
20	QPSK	50	24	21.90	21.93	21.97	0.1318	0.1327	0.1340
20	QPSK	50	50	21.94	22.05	21.93	0.1330	0.1365	0.1327
20	QPSK	100	0	22.01	22.28	21.97	0.1352	0.1439	0.1340
20	16QAM	1	0	22.11	22.19	22.02	0.1384	0.1409	0.1355
20	16QAM	1	49	21.90	22.27	22.02	0.1318	0.1435	0.1355
20	16QAM	1	99	21.95	22.08	21.95	0.1334	0.1374	0.1334
20	16QAM	50	0	21.01	21.24	21.13	0.1074	0.1132	0.1104
20	16QAM	50	24	21.07	21.21	21.06	0.1089	0.1125	0.1086
20	16QAM	50	50	20.96	21.08	21.04	0.1062	0.1091	0.1081
20	16QAM	100	0	20.92	21.04	20.96	0.1052	0.1081	0.1062
20	64QAM	1	0	20.92	21.14	21.05	0.1052	0.1107	0.1084
20	64QAM	1	49	20.93	21.18	21.00	0.1054	0.1117	0.1072
20	64QAM	1	99	21.01	21.19	21.02	0.1074	0.1119	0.1076
20	64QAM	50	0	20.12	20.30	19.98	0.0875	0.0912	0.0847
20	64QAM	50	24	20.11	20.12	20.03	0.0873	0.0875	0.0857
20	64QAM	50	50	20.03	20.18	20.04	0.0857	0.0887	0.0859
20	64QAM	100	0	20.15	20.09	20.03	0.0881	0.0869	0.0857
Channel				20025	20175	20325	L	M	H
Frequency (MHz)				1717.5	1732.5	1747.5			
15	QPSK	1	0	22.93	22.88	22.94	0.1671	0.1652	0.1675
15	QPSK	1	37	22.67	22.75	22.72	0.1574	0.1603	0.1592
15	QPSK	1	74	22.66	22.70	22.72	0.1570	0.1585	0.1592
15	QPSK	36	0	21.93	22.16	21.95	0.1327	0.1400	0.1334
15	QPSK	36	20	21.82	21.88	21.83	0.1294	0.1312	0.1297
15	QPSK	36	39	21.81	21.95	21.90	0.1291	0.1334	0.1318
15	QPSK	75	0	21.87	22.15	21.93	0.1309	0.1396	0.1327
15	16QAM	1	0	22.05	22.09	21.92	0.1365	0.1377	0.1324
15	16QAM	1	37	21.86	22.21	21.99	0.1306	0.1416	0.1346
15	16QAM	1	74	21.84	22.03	21.82	0.1300	0.1358	0.1294
15	16QAM	36	0	20.95	21.14	20.99	0.1059	0.1107	0.1069
15	16QAM	36	20	20.93	21.13	20.94	0.1054	0.1104	0.1057
15	16QAM	36	39	20.87	20.94	20.89	0.1040	0.1057	0.1045
15	16QAM	75	0	20.86	20.89	20.92	0.1038	0.1045	0.1052
15	64QAM	1	0	20.82	21.03	21.00	0.1028	0.1079	0.1072
15	64QAM	1	37	20.87	21.15	20.92	0.1040	0.1109	0.1052
15	64QAM	1	74	20.94	21.05	20.93	0.1057	0.1084	0.1054
15	64QAM	36	0	19.98	20.26	19.87	0.0847	0.0904	0.0826
15	64QAM	36	20	20.06	20.02	19.96	0.0863	0.0855	0.0843
15	64QAM	36	39	19.92	20.12	19.96	0.0836	0.0875	0.0843
15	64QAM	75	0	20.12	19.99	19.95	0.0875	0.0849	0.0841
Channel				20000	20175	20350	L	M	H
Frequency (MHz)				1715	1732.5	1750			
10	QPSK	1	0	22.83	22.90	22.88	0.1633	0.1660	0.1652

10	QPSK	1	25	22.74	22.80	22.65	0.1600	0.1622	0.1567
10	QPSK	1	49	22.70	22.80	22.74	0.1585	0.1622	0.1600
10	QPSK	25	0	21.84	22.16	21.99	0.1300	0.1400	0.1346
10	QPSK	25	12	21.77	21.82	21.94	0.1279	0.1294	0.1330
10	QPSK	25	25	21.85	21.92	21.88	0.1303	0.1324	0.1312
10	QPSK	50	0	21.98	22.24	21.88	0.1343	0.1426	0.1312
10	16QAM	1	0	21.98	22.05	21.93	0.1343	0.1365	0.1327
10	16QAM	1	25	21.86	22.18	21.89	0.1306	0.1406	0.1315
10	16QAM	1	49	21.85	21.95	21.83	0.1303	0.1334	0.1297
10	16QAM	25	0	20.87	21.16	21.08	0.1040	0.1112	0.1091
10	16QAM	25	12	21.00	21.16	20.96	0.1072	0.1112	0.1062
10	16QAM	25	25	20.83	21.03	20.92	0.1030	0.1079	0.1052
10	16QAM	50	0	20.79	20.96	20.87	0.1021	0.1062	0.1040
10	64QAM	1	0	20.81	21.00	20.98	0.1026	0.1072	0.1067
10	64QAM	1	25	20.88	21.07	20.93	0.1042	0.1089	0.1054
10	64QAM	1	49	20.89	21.07	20.97	0.1045	0.1089	0.1064
10	64QAM	25	0	20.04	20.25	19.84	0.0859	0.0902	0.0820
10	64QAM	25	12	20.05	20.01	19.90	0.0861	0.0853	0.0832
10	64QAM	25	25	19.93	20.05	19.95	0.0838	0.0861	0.0841
10	64QAM	50	0	20.02	20.03	19.97	0.0855	0.0857	0.0845
Channel				19975	20175	20375	L	M	H
Frequency (MHz)				1712.5	1732.5	1752.5			
5	QPSK	1	0	22.89	22.87	22.83	0.1656	0.1648	0.1633
5	QPSK	1	12	22.66	22.76	22.73	0.1570	0.1607	0.1596
5	QPSK	1	24	22.63	22.70	22.74	0.1560	0.1585	0.1600
5	QPSK	12	0	21.85	22.18	21.97	0.1303	0.1406	0.1340
5	QPSK	12	7	21.84	21.78	21.89	0.1300	0.1282	0.1315
5	QPSK	12	13	21.88	21.92	21.89	0.1312	0.1324	0.1315
5	QPSK	25	0	21.87	22.14	21.84	0.1309	0.1393	0.1300
5	16QAM	1	0	21.97	22.09	21.90	0.1340	0.1377	0.1318
5	16QAM	1	12	21.80	22.19	21.94	0.1288	0.1409	0.1330
5	16QAM	1	24	21.86	21.97	21.91	0.1306	0.1340	0.1321
5	16QAM	12	0	20.96	21.15	20.99	0.1062	0.1109	0.1069
5	16QAM	12	7	20.99	21.17	20.96	0.1069	0.1114	0.1062
5	16QAM	12	13	20.88	20.97	20.97	0.1042	0.1064	0.1064
5	16QAM	25	0	20.84	20.99	20.89	0.1033	0.1069	0.1045
5	64QAM	1	0	20.85	20.99	21.02	0.1035	0.1069	0.1076
5	64QAM	1	12	20.79	21.13	20.86	0.1021	0.1104	0.1038
5	64QAM	1	24	20.87	21.14	20.93	0.1040	0.1107	0.1054
5	64QAM	12	0	19.99	20.20	19.85	0.0849	0.0891	0.0822
5	64QAM	12	7	20.07	19.99	19.96	0.0865	0.0849	0.0843
5	64QAM	12	13	19.99	20.05	19.95	0.0849	0.0861	0.0841
5	64QAM	25	0	20.10	20.05	19.99	0.0871	0.0861	0.0849
Channel				19965	20175	20385	L	M	H
Frequency (MHz)				1711.5	1732.5	1753.5			
3	QPSK	1	0	22.90	22.91	22.90	0.1660	0.1663	0.1660
3	QPSK	1	8	22.72	22.84	22.75	0.1592	0.1637	0.1603
3	QPSK	1	14	22.62	22.70	22.77	0.1556	0.1585	0.1611
3	QPSK	8	0	21.93	22.19	22.04	0.1327	0.1409	0.1361
3	QPSK	8	4	21.84	21.82	21.84	0.1300	0.1294	0.1300
3	QPSK	8	7	21.82	21.98	21.79	0.1294	0.1343	0.1285
3	QPSK	15	0	21.90	22.13	21.83	0.1318	0.1390	0.1297
3	16QAM	1	0	22.01	22.11	21.91	0.1352	0.1384	0.1321

3	16QAM	1	8	21.80	22.18	21.93	0.1288	0.1406	0.1327
3	16QAM	1	14	21.86	21.97	21.84	0.1306	0.1340	0.1300
3	16QAM	8	0	20.88	21.19	21.06	0.1042	0.1119	0.1086
3	16QAM	8	4	20.93	21.09	20.94	0.1054	0.1094	0.1057
3	16QAM	8	7	20.87	21.02	21.01	0.1040	0.1076	0.1074
3	16QAM	15	0	20.81	21.01	20.88	0.1026	0.1074	0.1042
3	64QAM	1	0	20.86	21.09	21.01	0.1038	0.1094	0.1074
3	64QAM	1	8	20.80	21.04	20.86	0.1023	0.1081	0.1038
3	64QAM	1	14	20.87	21.11	20.96	0.1040	0.1099	0.1062
3	64QAM	8	0	19.99	20.18	19.93	0.0849	0.0887	0.0838
3	64QAM	8	4	20.08	20.00	19.89	0.0867	0.0851	0.0830
3	64QAM	8	7	19.98	20.13	19.99	0.0847	0.0877	0.0849
3	64QAM	15	0	20.02	19.99	19.92	0.0855	0.0849	0.0836
Channel				19957	20175	20393	L	M	H
Frequency (MHz)				1710.7	1732.5	1754.3			
1.4	QPSK	1	0	22.86	22.91	22.75	0.1644	0.1663	0.1603
1.4	QPSK	1	3	22.82	22.85	22.75	0.1629	0.1641	0.1603
1.4	QPSK	1	5	22.74	22.83	22.90	0.1600	0.1633	0.1660
1.4	QPSK	3	0	22.86	22.99	22.88	0.1644	0.1694	0.1652
1.4	QPSK	3	1	22.77	22.81	22.70	0.1611	0.1626	0.1585
1.4	QPSK	3	3	22.76	22.94	22.86	0.1607	0.1675	0.1644
1.4	QPSK	6	0	22.15	22.10	22.03	0.1396	0.1380	0.1358
1.4	16QAM	1	0	22.16	22.13	22.03	0.1400	0.1390	0.1358
1.4	16QAM	1	3	22.12	22.07	22.08	0.1387	0.1371	0.1374
1.4	16QAM	1	5	22.08	22.17	22.05	0.1374	0.1403	0.1365
1.4	16QAM	3	0	22.04	22.17	22.14	0.1361	0.1403	0.1393
1.4	16QAM	3	1	22.06	22.09	22.16	0.1368	0.1377	0.1400
1.4	16QAM	3	3	22.14	22.08	22.08	0.1393	0.1374	0.1374
1.4	16QAM	6	0	20.93	21.11	20.96	0.1054	0.1099	0.1062
1.4	64QAM	1	0	20.93	21.22	21.02	0.1054	0.1127	0.1076
1.4	64QAM	1	3	21.05	21.20	20.98	0.1084	0.1122	0.1067
1.4	64QAM	1	5	20.95	21.16	21.02	0.1059	0.1112	0.1076
1.4	64QAM	3	0	20.92	21.20	21.01	0.1052	0.1122	0.1074
1.4	64QAM	3	1	20.89	21.13	21.10	0.1045	0.1104	0.1096
1.4	64QAM	3	3	20.89	21.11	20.90	0.1045	0.1099	0.1047
1.4	64QAM	6	0	20.13	20.13	19.99	0.0877	0.0877	0.0849

LTE Band 5

BW [MHz]	Modulation	RB Size	RB Offset	Power Low Ch. / Freq.	Power Middle Ch. / Freq.	Power High Ch. / Freq.	ERP（W）		
Channel				20450	20525	20600	L	M	H
Frequency (MHz)				829	836.5	844			
10	QPSK	1	0	23.55	23.67	23.62	0.0891	0.0916	0.0906
10	QPSK	1	25	23.42	23.51	23.35	0.0865	0.0883	0.0851
10	QPSK	1	49	23.41	23.41	23.39	0.0863	0.0863	0.0859
10	QPSK	25	0	22.56	22.78	22.47	0.0710	0.0746	0.0695
10	QPSK	25	12	22.61	22.72	22.76	0.0718	0.0736	0.0743
10	QPSK	25	25	22.52	22.50	22.60	0.0703	0.0700	0.0716
10	QPSK	50	0	22.56	22.73	22.46	0.0710	0.0738	0.0693
10	16QAM	1	0	22.56	22.95	22.54	0.0710	0.0776	0.0706
10	16QAM	1	25	22.57	22.83	22.77	0.0711	0.0755	0.0745

10	16QAM	1	49	22.55	22.57	22.64	0.0708	0.0711	0.0723
10	16QAM	25	0	21.67	21.80	21.64	0.0578	0.0596	0.0574
10	16QAM	25	12	21.62	21.80	21.74	0.0571	0.0596	0.0587
10	16QAM	25	25	21.71	21.85	21.62	0.0583	0.0603	0.0571
10	16QAM	50	0	21.66	21.89	21.72	0.0577	0.0608	0.0585
10	64QAM	1	0	21.59	21.82	21.67	0.0568	0.0598	0.0578
10	64QAM	1	25	21.67	21.82	21.78	0.0578	0.0598	0.0593
10	64QAM	1	49	21.67	21.90	21.76	0.0578	0.0610	0.0590
10	64QAM	25	0	20.75	20.71	20.66	0.0468	0.0463	0.0458
10	64QAM	25	12	20.69	20.75	20.66	0.0461	0.0468	0.0458
10	64QAM	25	25	20.69	20.73	20.69	0.0461	0.0466	0.0461
10	64QAM	50	0	20.67	20.77	20.62	0.0459	0.0470	0.0454
Channel				20425	20525	20625	L	M	H
Frequency (MHz)				826.5	836.5	846.5			
5	QPSK	1	0	23.51	23.58	23.49	0.0883	0.0897	0.0879
5	QPSK	1	12	23.37	23.43	23.27	0.0855	0.0867	0.0836
5	QPSK	1	24	23.27	23.32	23.32	0.0836	0.0845	0.0845
5	QPSK	12	0	22.52	22.71	22.40	0.0703	0.0735	0.0684
5	QPSK	12	7	22.54	22.57	22.65	0.0706	0.0711	0.0724
5	QPSK	12	13	22.49	22.36	22.53	0.0698	0.0678	0.0705
5	QPSK	25	0	22.44	22.67	22.43	0.0690	0.0728	0.0689
5	16QAM	1	0	22.47	22.82	22.44	0.0695	0.0753	0.0690
5	16QAM	1	12	22.44	22.77	22.68	0.0690	0.0745	0.0729
5	16QAM	1	24	22.43	22.43	22.56	0.0689	0.0689	0.0710
5	16QAM	12	0	21.57	21.67	21.57	0.0565	0.0578	0.0565
5	16QAM	12	7	21.57	21.71	21.63	0.0565	0.0583	0.0573
5	16QAM	12	13	21.67	21.74	21.59	0.0578	0.0587	0.0568
5	16QAM	25	0	21.53	21.82	21.65	0.0560	0.0598	0.0575
5	64QAM	1	0	21.54	21.70	21.61	0.0561	0.0582	0.0570
5	64QAM	1	12	21.61	21.68	21.66	0.0570	0.0579	0.0577
5	64QAM	1	24	21.53	21.75	21.72	0.0560	0.0589	0.0585
5	64QAM	12	0	20.62	20.62	20.61	0.0454	0.0454	0.0453
5	64QAM	12	7	20.62	20.64	20.62	0.0454	0.0456	0.0454
5	64QAM	12	13	20.62	20.58	20.57	0.0454	0.0450	0.0449
5	64QAM	25	0	20.56	20.70	20.57	0.0448	0.0462	0.0449
Channel				20415	20525	20635	L	M	H
Frequency (MHz)				825.5	836.5	847.5			
3	QPSK	1	0	23.47	23.62	23.56	0.0875	0.0906	0.0893
3	QPSK	1	8	23.30	23.47	23.28	0.0841	0.0875	0.0838
3	QPSK	1	14	23.37	23.34	23.25	0.0855	0.0849	0.0832
3	QPSK	8	0	22.49	22.68	22.32	0.0698	0.0729	0.0671
3	QPSK	8	4	22.50	22.67	22.70	0.0700	0.0728	0.0733
3	QPSK	8	7	22.44	22.44	22.55	0.0690	0.0690	0.0708
3	QPSK	15	0	22.53	22.62	22.40	0.0705	0.0719	0.0684
3	16QAM	1	0	22.42	22.86	22.49	0.0687	0.0760	0.0698
3	16QAM	1	8	22.49	22.79	22.63	0.0698	0.0748	0.0721
3	16QAM	1	14	22.43	22.44	22.60	0.0689	0.0690	0.0716
3	16QAM	8	0	21.59	21.72	21.60	0.0568	0.0585	0.0569
3	16QAM	8	4	21.51	21.72	21.61	0.0557	0.0585	0.0570
3	16QAM	8	7	21.58	21.81	21.55	0.0566	0.0597	0.0562
3	16QAM	15	0	21.61	21.76	21.62	0.0570	0.0590	0.0571
3	64QAM	1	0	21.55	21.73	21.54	0.0562	0.0586	0.0561
3	64QAM	1	8	21.55	21.78	21.73	0.0562	0.0593	0.0586

3	64QAM	1	14	21.56	21.84	21.69	0.0564	0.0601	0.0581
3	64QAM	8	0	20.70	20.58	20.58	0.0462	0.0450	0.0450
3	64QAM	8	4	20.62	20.67	20.62	0.0454	0.0459	0.0454
3	64QAM	8	7	20.58	20.65	20.57	0.0450	0.0457	0.0449
3	64QAM	15	0	20.53	20.69	20.48	0.0445	0.0461	0.0440
Channel				20407	20525	20643	L	M	H
Frequency (MHz)				824.7	836.5	848.3			
1.4	QPSK	1	0	23.47	23.54	23.51	0.0875	0.0889	0.0883
1.4	QPSK	1	3	23.34	23.45	23.28	0.0849	0.0871	0.0838
1.4	QPSK	1	5	23.33	23.33	23.31	0.0847	0.0847	0.0843
1.4	QPSK	3	0	23.42	23.58	23.51	0.0865	0.0897	0.0883
1.4	QPSK	3	1	23.39	23.45	23.25	0.0859	0.0871	0.0832
1.4	QPSK	3	3	23.29	23.32	23.35	0.0839	0.0845	0.0851
1.4	QPSK	6	0	22.42	22.73	22.34	0.0687	0.0738	0.0675
1.4	16QAM	1	0	22.47	22.57	22.64	0.0695	0.0711	0.0723
1.4	16QAM	1	3	22.38	22.35	22.45	0.0681	0.0676	0.0692
1.4	16QAM	1	5	22.50	22.66	22.36	0.0700	0.0726	0.0678
1.4	16QAM	3	0	22.54	22.62	22.66	0.0706	0.0719	0.0726
1.4	16QAM	3	1	22.41	22.41	22.51	0.0685	0.0685	0.0701
1.4	16QAM	3	3	22.47	22.75	22.40	0.0695	0.0741	0.0684
1.4	16QAM	6	0	21.53	21.76	21.50	0.0560	0.0590	0.0556
1.4	64QAM	1	0	21.53	21.76	21.50	0.0560	0.0590	0.0556
1.4	64QAM	1	3	21.53	21.76	21.50	0.0560	0.0590	0.0556
1.4	64QAM	1	5	21.53	21.76	21.50	0.0560	0.0590	0.0556
1.4	64QAM	3	0	21.53	21.76	21.50	0.0560	0.0590	0.0556
1.4	64QAM	3	1	21.53	21.76	21.50	0.0560	0.0590	0.0556
1.4	64QAM	3	3	21.53	21.76	21.50	0.0560	0.0590	0.0556
1.4	64QAM	6	0	20.57	20.62	20.57	0.0449	0.0454	0.0449

LTE Band 7

BW [MHz]	Modulation	RB Size	RB Offset	Power Low Ch. / Freq.	Power Middle Ch. / Freq.	Power High Ch. / Freq.	EIRP（W）		
Channel				20850	21100	21350	L	M	H
Frequency (MHz)				2510	2535	2560			
20	QPSK	1	0	22.72	22.98	22.93	0.1324	0.1406	0.1390
20	QPSK	1	49	22.82	22.89	22.73	0.1355	0.1377	0.1327
20	QPSK	1	99	22.71	22.91	22.76	0.1321	0.1384	0.1337
20	QPSK	50	0	22.07	22.18	21.99	0.1140	0.1169	0.1119
20	QPSK	50	24	22.04	22.11	22.13	0.1132	0.1151	0.1156
20	QPSK	50	50	21.94	21.96	21.92	0.1107	0.1112	0.1102
20	QPSK	100	0	22.03	22.16	22.05	0.1130	0.1164	0.1135
20	16QAM	1	0	21.99	22.27	22.06	0.1119	0.1194	0.1138
20	16QAM	1	49	21.95	22.02	21.97	0.1109	0.1127	0.1114
20	16QAM	1	99	22.03	21.94	21.98	0.1130	0.1107	0.1117
20	16QAM	50	0	21.02	21.19	21.02	0.0895	0.0931	0.0895
20	16QAM	50	24	21.05	21.14	21.02	0.0902	0.0920	0.0895
20	16QAM	50	50	21.09	21.10	21.09	0.0910	0.0912	0.0910
20	16QAM	100	0	20.97	21.15	20.96	0.0885	0.0923	0.0883
20	64QAM	1	0	21.02	21.15	21.01	0.0895	0.0923	0.0893
20	64QAM	1	49	21.06	21.17	21.03	0.0904	0.0927	0.0897
20	64QAM	1	99	20.99	21.19	21.12	0.0889	0.0931	0.0916

20	64QAM	50	0	20.10	20.17	20.09	0.0724	0.0736	0.0723
20	64QAM	50	24	20.14	20.09	19.97	0.0731	0.0723	0.0703
20	64QAM	50	50	20.08	20.08	20.01	0.0721	0.0721	0.0710
20	64QAM	100	0	20.10	20.15	20.07	0.0724	0.0733	0.0719
Channel				20825	21100	21375	L	M	H
Frequency (MHz)				2507.5	2535	2562.5			
15	QPSK	1	0	22.66	22.93	22.88	0.1306	0.1390	0.1374
15	QPSK	1	37	22.75	22.81	22.65	0.1334	0.1352	0.1303
15	QPSK	1	74	22.61	22.86	22.64	0.1291	0.1368	0.1300
15	QPSK	36	0	22.02	22.13	21.84	0.1127	0.1156	0.1081
15	QPSK	36	20	22.00	22.00	22.05	0.1122	0.1122	0.1135
15	QPSK	36	39	21.88	21.89	21.82	0.1091	0.1094	0.1076
15	QPSK	75	0	21.95	22.05	21.97	0.1109	0.1135	0.1114
15	16QAM	1	0	21.95	22.22	21.92	0.1109	0.1180	0.1102
15	16QAM	1	37	21.87	21.92	21.84	0.1089	0.1102	0.1081
15	16QAM	1	74	21.88	21.88	21.91	0.1091	0.1091	0.1099
15	16QAM	36	0	20.87	21.05	20.91	0.0865	0.0902	0.0873
15	16QAM	36	20	20.91	21.04	20.98	0.0873	0.0899	0.0887
15	16QAM	36	39	21.04	20.98	21.05	0.0899	0.0887	0.0902
15	16QAM	75	0	20.93	21.07	20.86	0.0877	0.0906	0.0863
15	64QAM	1	0	20.95	21.04	20.92	0.0881	0.0899	0.0875
15	64QAM	1	37	20.95	21.09	20.97	0.0881	0.0910	0.0885
15	64QAM	1	74	20.91	21.05	21.04	0.0873	0.0902	0.0899
15	64QAM	36	0	20.00	20.10	19.97	0.0708	0.0724	0.0703
15	64QAM	36	20	20.04	20.03	19.83	0.0714	0.0713	0.0681
15	64QAM	36	39	20.03	20.04	19.94	0.0713	0.0714	0.0698
15	64QAM	75	0	20.00	20.01	20.04	0.0708	0.0710	0.0714
Channel				20800	21100	21400	L	M	H
Frequency (MHz)				2505	2535	2565			
10	QPSK	1	0	22.64	22.94	22.85	0.1300	0.1393	0.1365
10	QPSK	1	25	22.78	22.78	22.63	0.1343	0.1343	0.1297
10	QPSK	1	49	22.59	22.83	22.65	0.1285	0.1358	0.1303
10	QPSK	25	0	21.95	22.06	21.92	0.1109	0.1138	0.1102
10	QPSK	25	12	21.94	21.98	21.98	0.1107	0.1117	0.1117
10	QPSK	25	25	21.90	21.81	21.79	0.1096	0.1074	0.1069
10	QPSK	50	0	21.98	22.11	22.01	0.1117	0.1151	0.1125
10	16QAM	1	0	21.88	22.22	21.96	0.1091	0.1180	0.1112
10	16QAM	1	25	21.88	21.92	21.84	0.1091	0.1102	0.1081
10	16QAM	1	49	21.99	21.81	21.85	0.1119	0.1074	0.1084
10	16QAM	25	0	20.94	21.11	20.93	0.0879	0.0914	0.0877
10	16QAM	25	12	20.97	21.02	20.93	0.0885	0.0895	0.0877
10	16QAM	25	25	20.98	21.05	20.96	0.0887	0.0902	0.0883
10	16QAM	50	0	20.85	21.01	20.90	0.0861	0.0893	0.0871
10	64QAM	1	0	20.89	21.10	20.94	0.0869	0.0912	0.0879
10	64QAM	1	25	21.01	21.09	20.94	0.0893	0.0910	0.0879
10	64QAM	1	49	20.93	21.15	21.05	0.0877	0.0923	0.0902
10	64QAM	25	0	20.06	20.04	20.04	0.0718	0.0714	0.0714
10	64QAM	25	12	20.11	19.97	19.93	0.0726	0.0703	0.0697
10	64QAM	25	25	19.94	20.01	19.88	0.0698	0.0710	0.0689
10	64QAM	50	0	20.05	20.08	19.96	0.0716	0.0721	0.0701
Channel				20775	21100	21425	L	M	H
Frequency (MHz)				2502.5	2535	2567.5			
5	QPSK	1	0	22.60	22.94	22.84	0.1288	0.1393	0.1361

5	QPSK	1	12	22.70	22.83	22.69	0.1318	0.1358	0.1315
5	QPSK	1	24	22.61	22.87	22.71	0.1291	0.1371	0.1321
5	QPSK	12	0	21.95	22.14	21.84	0.1109	0.1159	0.1081
5	QPSK	12	7	21.96	22.03	22.05	0.1112	0.1130	0.1135
5	QPSK	12	13	21.89	21.82	21.78	0.1094	0.1076	0.1067
5	QPSK	25	0	21.93	22.03	22.00	0.1104	0.1130	0.1122
5	16QAM	1	0	21.86	22.14	21.95	0.1086	0.1159	0.1109
5	16QAM	1	12	21.88	21.89	21.88	0.1091	0.1094	0.1091
5	16QAM	1	24	21.95	21.88	21.87	0.1109	0.1091	0.1089
5	16QAM	12	0	20.95	21.13	20.88	0.0881	0.0918	0.0867
5	16QAM	12	7	20.92	21.02	20.87	0.0875	0.0895	0.0865
5	16QAM	12	13	20.96	21.03	21.03	0.0883	0.0897	0.0897
5	16QAM	25	0	20.89	21.02	20.92	0.0869	0.0895	0.0875
5	64QAM	1	0	20.98	21.05	20.96	0.0887	0.0902	0.0883
5	64QAM	1	12	20.92	21.12	20.93	0.0875	0.0916	0.0877
5	64QAM	1	24	20.96	21.14	21.06	0.0883	0.0920	0.0904
5	64QAM	12	0	20.04	20.07	19.98	0.0714	0.0719	0.0705
5	64QAM	12	7	20.11	20.01	19.93	0.0726	0.0710	0.0697
5	64QAM	12	13	20.02	19.98	19.87	0.0711	0.0705	0.0687
5	64QAM	25	0	20.06	20.01	19.93	0.0718	0.0710	0.0697

LTE Band 12

BW [MHz]	Modulation	RB Size	RB Offset	Power Low Ch. / Freq.	Power Middle Ch. / Freq.	Power High Ch. / Freq.	ERP（W）		
Channel				23060	23095	23130	L	M	H
Frequency (MHz)				704	707.5	711			
10	QPSK	1	0	23.90	23.97	23.87	0.1072	0.1089	0.1064
10	QPSK	1	25	23.90	23.92	23.74	0.1072	0.1076	0.1033
10	QPSK	1	49	23.70	23.91	23.74	0.1023	0.1074	0.1033
10	QPSK	25	0	22.88	23.04	22.94	0.0847	0.0879	0.0859
10	QPSK	25	12	22.99	22.95	22.94	0.0869	0.0861	0.0859
10	QPSK	25	25	22.93	22.90	22.76	0.0857	0.0851	0.0824
10	QPSK	50	0	22.86	23.06	22.92	0.0843	0.0883	0.0855
10	16QAM	1	0	22.92	23.18	22.92	0.0855	0.0908	0.0855
10	16QAM	1	25	23.03	22.95	22.96	0.0877	0.0861	0.0863
10	16QAM	1	49	22.97	23.01	23.00	0.0865	0.0873	0.0871
10	16QAM	25	0	21.96	22.05	21.91	0.0685	0.0700	0.0678
10	16QAM	25	12	21.81	22.03	21.74	0.0662	0.0697	0.0652
10	16QAM	25	25	21.87	22.03	21.88	0.0671	0.0697	0.0673
10	16QAM	50	0	21.94	22.06	21.89	0.0682	0.0701	0.0675
10	64QAM	1	0	21.85	22.11	21.78	0.0668	0.0710	0.0658
10	64QAM	1	25	21.91	21.96	21.89	0.0678	0.0685	0.0675
10	64QAM	1	49	21.86	21.93	21.91	0.0670	0.0681	0.0678
10	64QAM	25	0	20.95	21.03	20.82	0.0543	0.0553	0.0527
10	64QAM	25	12	21.06	20.86	20.78	0.0557	0.0532	0.0522
10	64QAM	25	25	20.94	20.86	20.89	0.0542	0.0532	0.0536
10	64QAM	50	0	20.89	21.04	20.84	0.0536	0.0555	0.0530
Channel				23035	23095	23155	L	M	H
Frequency (MHz)				701.5	707.5	713.5			
5	QPSK	1	0	23.77	23.89	23.79	0.1040	0.1069	0.1045
5	QPSK	1	12	23.74	23.78	23.54	0.1033	0.1042	0.0986

5	QPSK	1	24	23.60	23.77	23.63	0.1000	0.1040	0.1007
5	QPSK	12	0	22.79	22.91	22.86	0.0830	0.0853	0.0843
5	QPSK	12	7	22.91	22.90	22.80	0.0853	0.0851	0.0832
5	QPSK	12	13	22.76	22.83	22.74	0.0824	0.0838	0.0820
5	QPSK	25	0	22.74	22.86	22.78	0.0820	0.0843	0.0828
5	16QAM	1	0	22.79	23.02	22.74	0.0830	0.0875	0.0820
5	16QAM	1	12	22.91	22.94	22.97	0.0853	0.0859	0.0865
5	16QAM	1	24	22.89	22.88	22.83	0.0849	0.0847	0.0838
5	16QAM	12	0	21.84	21.91	21.80	0.0667	0.0678	0.0661
5	16QAM	12	7	21.72	21.91	21.66	0.0649	0.0678	0.0640
5	16QAM	12	13	21.82	21.87	21.79	0.0664	0.0671	0.0659
5	16QAM	25	0	21.87	21.81	21.73	0.0671	0.0662	0.0650
5	64QAM	1	0	21.77	21.84	21.73	0.0656	0.0667	0.0650
5	64QAM	1	12	21.86	21.85	21.72	0.0670	0.0668	0.0649
5	64QAM	1	24	21.75	21.78	21.74	0.0653	0.0658	0.0652
5	64QAM	12	0	20.81	20.88	20.76	0.0526	0.0535	0.0520
5	64QAM	12	7	20.94	20.85	20.63	0.0542	0.0531	0.0505
5	64QAM	12	13	20.86	20.71	20.77	0.0532	0.0514	0.0521
5	64QAM	25	0	20.83	20.78	20.75	0.0528	0.0522	0.0519
Channel				23025	23095	23165	L	M	H
Frequency (MHz)				700.5	707.5	714.5			
3	QPSK	1	0	23.78	23.92	23.77	0.1042	0.1076	0.1040
3	QPSK	1	8	23.76	23.84	23.61	0.1038	0.1057	0.1002
3	QPSK	1	14	23.57	23.79	23.70	0.0993	0.1045	0.1023
3	QPSK	8	0	22.77	22.94	22.84	0.0826	0.0859	0.0839
3	QPSK	8	4	22.84	22.85	22.82	0.0839	0.0841	0.0836
3	QPSK	8	7	22.81	22.81	22.63	0.0834	0.0834	0.0800
3	QPSK	15	0	22.73	23.00	22.88	0.0818	0.0871	0.0847
3	16QAM	1	0	22.80	23.14	22.80	0.0832	0.0899	0.0832
3	16QAM	1	8	22.93	22.81	22.83	0.0857	0.0834	0.0838
3	16QAM	1	14	22.93	22.98	22.88	0.0857	0.0867	0.0847
3	16QAM	8	0	21.87	22.00	21.84	0.0671	0.0692	0.0667
3	16QAM	8	4	21.71	21.91	21.63	0.0647	0.0678	0.0635
3	16QAM	8	7	21.84	21.90	21.73	0.0667	0.0676	0.0650
3	16QAM	15	0	21.84	21.91	21.84	0.0667	0.0678	0.0667
3	64QAM	1	0	21.76	22.02	21.63	0.0655	0.0695	0.0635
3	64QAM	1	8	21.86	21.90	21.82	0.0670	0.0676	0.0664
3	64QAM	1	14	21.80	21.82	21.79	0.0661	0.0664	0.0659
3	64QAM	8	0	20.90	20.93	20.70	0.0537	0.0541	0.0513
3	64QAM	8	4	21.00	20.76	20.69	0.0550	0.0520	0.0512
3	64QAM	8	7	20.82	20.78	20.78	0.0527	0.0522	0.0522
3	64QAM	15	0	20.83	20.93	20.81	0.0528	0.0541	0.0526
Channel				23017	23095	23173	L	M	H
Frequency (MHz)				699.7	707.5	715.3			
1.4	QPSK	1	0	23.70	23.70	23.52	0.1023	0.1023	0.0982
1.4	QPSK	1	3	23.66	23.62	23.58	0.1014	0.1005	0.0995
1.4	QPSK	1	5	23.55	23.64	23.69	0.0989	0.1009	0.1021
1.4	QPSK	3	0	23.66	23.82	23.66	0.1014	0.1052	0.1014
1.4	QPSK	3	1	23.53	23.65	23.50	0.0984	0.1012	0.0977
1.4	QPSK	3	3	23.61	23.80	23.72	0.1002	0.1047	0.1028
1.4	QPSK	6	0	22.91	22.91	22.80	0.0853	0.0853	0.0832
1.4	16QAM	1	0	23.01	22.91	22.82	0.0873	0.0853	0.0836
1.4	16QAM	1	3	22.88	22.84	22.93	0.0847	0.0839	0.0857

1.4	16QAM	1	5	22.88	23.04	22.90	0.0847	0.0879	0.0851
1.4	16QAM	3	0	22.86	22.98	23.01	0.0843	0.0867	0.0873
1.4	16QAM	3	1	22.91	22.85	22.98	0.0853	0.0841	0.0867
1.4	16QAM	3	3	22.93	22.89	22.94	0.0857	0.0849	0.0859
1.4	16QAM	6	0	21.76	21.88	21.82	0.0655	0.0673	0.0664
1.4	64QAM	1	0	21.76	22.01	21.84	0.0655	0.0693	0.0667
1.4	64QAM	1	3	21.83	21.97	21.74	0.0665	0.0687	0.0652
1.4	64QAM	1	5	21.77	22.01	21.88	0.0656	0.0693	0.0673
1.4	64QAM	3	0	21.78	22.01	21.81	0.0658	0.0693	0.0662
1.4	64QAM	3	1	21.70	21.92	21.95	0.0646	0.0679	0.0684
1.4	64QAM	3	3	21.75	21.90	21.75	0.0653	0.0676	0.0653
1.4	64QAM	6	0	20.99	20.90	20.81	0.0548	0.0537	0.0526

LTE Band 17

BW [MHz]	Modulation	RB Size	RB Offset	Power Low Ch. / Freq.	Power Middle Ch. / Freq.	Power High Ch. / Freq.	ERP（W）		
Channel				23780	23790	23800	L	M	H
Frequency (MHz)				709	710	711			
10	QPSK	1	0	23.87	23.92	23.84	0.1064	0.1076	0.1057
10	QPSK	1	25	23.87	23.91	23.68	0.1064	0.1074	0.1019
10	QPSK	1	49	23.74	23.90	23.72	0.1033	0.1072	0.1028
10	QPSK	25	0	22.85	22.96	22.90	0.0841	0.0863	0.0851
10	QPSK	25	12	22.95	22.95	22.90	0.0861	0.0861	0.0851
10	QPSK	25	25	22.87	22.93	22.78	0.0845	0.0857	0.0828
10	QPSK	50	0	22.81	22.90	22.86	0.0834	0.0851	0.0843
10	16QAM	1	0	22.86	23.12	22.85	0.0843	0.0895	0.0841
10	16QAM	1	25	23.01	22.98	23.00	0.0873	0.0867	0.0871
10	16QAM	1	49	23.02	22.95	22.97	0.0875	0.0861	0.0865
10	16QAM	25	0	21.94	21.98	21.87	0.0682	0.0689	0.0671
10	16QAM	25	12	21.78	21.98	21.77	0.0658	0.0689	0.0656
10	16QAM	25	25	21.90	21.99	21.87	0.0676	0.0690	0.0671
10	16QAM	50	0	21.96	21.90	21.85	0.0685	0.0676	0.0668
10	64QAM	1	0	21.84	21.95	21.82	0.0667	0.0684	0.0664
10	64QAM	1	25	21.89	21.98	21.86	0.0675	0.0689	0.0670
10	64QAM	1	49	21.83	21.92	21.85	0.0665	0.0679	0.0668
10	64QAM	25	0	20.90	20.99	20.85	0.0537	0.0548	0.0531
10	64QAM	25	12	21.01	20.88	20.73	0.0551	0.0535	0.0516
10	64QAM	25	25	20.93	20.83	20.87	0.0541	0.0528	0.0533
10	64QAM	50	0	20.90	20.93	20.86	0.0537	0.0541	0.0532
Channel				23755	23790	23825	L	M	H
Frequency (MHz)				706.5	710	713.5			
5	QPSK	1	0	23.83	23.82	23.71	0.1054	0.1052	0.1026
5	QPSK	1	12	23.77	23.83	23.65	0.1040	0.1054	0.1012
5	QPSK	1	24	23.68	23.79	23.64	0.1019	0.1045	0.1009
5	QPSK	12	0	22.74	22.90	22.80	0.0820	0.0851	0.0832
5	QPSK	12	7	22.90	22.85	22.79	0.0851	0.0841	0.0830
5	QPSK	12	13	22.81	22.82	22.68	0.0834	0.0836	0.0809
5	QPSK	25	0	22.68	22.84	22.83	0.0809	0.0839	0.0838
5	16QAM	1	0	22.81	23.08	22.73	0.0834	0.0887	0.0818
5	16QAM	1	12	22.87	22.87	22.91	0.0845	0.0845	0.0853
5	16QAM	1	24	22.91	22.83	22.83	0.0853	0.0838	0.0838

5	16QAM	12	0	21.85	21.84	21.80	0.0668	0.0667	0.0661
5	16QAM	12	7	21.64	21.95	21.68	0.0637	0.0684	0.0643
5	16QAM	12	13	21.78	21.94	21.76	0.0658	0.0682	0.0655
5	16QAM	25	0	21.89	21.85	21.73	0.0675	0.0668	0.0650
5	64QAM	1	0	21.69	21.88	21.76	0.0644	0.0673	0.0655
5	64QAM	1	12	21.85	21.92	21.81	0.0668	0.0679	0.0662
5	64QAM	1	24	21.78	21.81	21.72	0.0658	0.0662	0.0649
5	64QAM	12	0	20.78	20.87	20.81	0.0522	0.0533	0.0526
5	64QAM	12	7	20.90	20.74	20.60	0.0537	0.0518	0.0501
5	64QAM	12	13	20.85	20.77	20.80	0.0531	0.0521	0.0525
5	64QAM	25	0	20.75	20.88	20.78	0.0519	0.0535	0.0522

LTE Band 25

BW [MHz]	Modulation	RB Size	RB Offset	Power Low Ch. / Freq.	Power Middle Ch. / Freq.	Power High Ch. / Freq.	EIRP（W）		
Channel				26140	26340	26590	L	M	H
Frequency (MHz)				1860	1880	1905			
20	QPSK	1	0	22.88	23.05	22.87	0.1811	0.1884	0.1807
20	QPSK	1	49	22.77	22.88	22.78	0.1766	0.1811	0.1770
20	QPSK	1	99	22.84	22.88	22.77	0.1795	0.1811	0.1766
20	QPSK	50	0	22.00	22.06	22.02	0.1479	0.1500	0.1486
20	QPSK	50	24	21.92	21.98	21.96	0.1452	0.1472	0.1466
20	QPSK	50	50	21.90	22.02	21.92	0.1445	0.1486	0.1452
20	QPSK	100	0	22.01	22.03	22.00	0.1483	0.1489	0.1479
20	16QAM	1	0	21.97	22.03	22.01	0.1469	0.1489	0.1483
20	16QAM	1	49	21.90	22.02	21.95	0.1445	0.1486	0.1462
20	16QAM	1	99	21.86	21.91	21.89	0.1432	0.1449	0.1442
20	16QAM	50	0	20.97	21.01	21.00	0.1167	0.1178	0.1175
20	16QAM	50	24	20.92	20.94	20.86	0.1153	0.1159	0.1138
20	16QAM	50	50	20.88	20.88	20.92	0.1143	0.1143	0.1153
20	16QAM	100	0	21.02	21.06	21.05	0.1180	0.1191	0.1189
20	64QAM	1	0	21.02	21.04	21.00	0.1180	0.1186	0.1175
20	64QAM	1	49	20.85	20.91	20.89	0.1135	0.1151	0.1146
20	64QAM	1	99	20.89	20.95	20.93	0.1146	0.1161	0.1156
20	64QAM	50	0	20.10	20.07	20.12	0.0955	0.0948	0.0959
20	64QAM	50	24	19.95	20.03	20.00	0.0923	0.0940	0.0933
20	64QAM	50	50	20.03	20.02	19.99	0.0940	0.0938	0.0931
20	64QAM	100	0	19.97	20.02	20.00	0.0927	0.0938	0.0933
Channel				26115	26340	26615	L	M	H
Frequency (MHz)				1857.5	1880	1907.5			
15	QPSK	1	0	22.83	22.89	22.73	0.1791	0.1816	0.1750
15	QPSK	1	37	22.71	22.85	22.71	0.1742	0.1799	0.1742
15	QPSK	1	74	22.75	22.85	22.72	0.1758	0.1799	0.1746
15	QPSK	36	0	21.91	22.03	21.96	0.1449	0.1489	0.1466
15	QPSK	36	20	21.86	21.90	21.90	0.1432	0.1445	0.1445
15	QPSK	36	39	21.80	21.90	21.89	0.1413	0.1445	0.1442
15	QPSK	75	0	21.93	21.91	21.94	0.1455	0.1449	0.1459
15	16QAM	1	0	21.83	21.88	21.93	0.1422	0.1439	0.1455
15	16QAM	1	37	21.84	21.90	21.82	0.1426	0.1445	0.1419
15	16QAM	1	74	21.74	21.82	21.77	0.1393	0.1419	0.1403
15	16QAM	36	0	20.87	20.93	20.85	0.1140	0.1156	0.1135

15	16QAM	36	20	20.88	20.86	20.75	0.1143	0.1138	0.1109
15	16QAM	36	39	20.76	20.83	20.85	0.1112	0.1130	0.1135
15	16QAM	75	0	20.98	20.91	20.94	0.1169	0.1151	0.1159
15	64QAM	1	0	20.94	20.94	20.95	0.1159	0.1159	0.1161
15	64QAM	1	37	20.70	20.80	20.81	0.1096	0.1122	0.1125
15	64QAM	1	74	20.82	20.84	20.83	0.1127	0.1132	0.1130
15	64QAM	36	0	19.97	20.01	20.05	0.0927	0.0935	0.0944
15	64QAM	36	20	19.80	19.97	19.88	0.0891	0.0927	0.0908
15	64QAM	36	39	19.99	19.93	19.92	0.0931	0.0918	0.0916
15	64QAM	75	0	19.83	19.94	19.94	0.0897	0.0920	0.0920
Channel				26090	26340	26640	L	M	H
Frequency (MHz)				1855	1880	1910			
10	QPSK	1	0	22.75	22.87	22.80	0.1758	0.1807	0.1778
10	QPSK	1	25	22.62	22.83	22.64	0.1706	0.1791	0.1714
10	QPSK	1	49	22.69	22.80	22.68	0.1734	0.1778	0.1730
10	QPSK	25	0	21.87	21.92	21.97	0.1435	0.1452	0.1469
10	QPSK	25	12	21.83	21.92	21.91	0.1422	0.1452	0.1449
10	QPSK	25	25	21.81	21.97	21.86	0.1416	0.1469	0.1432
10	QPSK	50	0	21.91	21.91	21.91	0.1449	0.1449	0.1449
10	16QAM	1	0	21.91	21.95	21.92	0.1449	0.1462	0.1452
10	16QAM	1	25	21.85	21.99	21.88	0.1429	0.1476	0.1439
10	16QAM	1	49	21.72	21.79	21.84	0.1387	0.1409	0.1426
10	16QAM	25	0	20.83	20.86	20.96	0.1130	0.1138	0.1164
10	16QAM	25	12	20.89	20.84	20.80	0.1146	0.1132	0.1122
10	16QAM	25	25	20.81	20.74	20.82	0.1125	0.1107	0.1127
10	16QAM	50	0	20.95	20.97	20.93	0.1161	0.1167	0.1156
10	64QAM	1	0	20.90	20.90	20.91	0.1148	0.1148	0.1151
10	64QAM	1	25	20.75	20.79	20.80	0.1109	0.1119	0.1122
10	64QAM	1	49	20.77	20.87	20.82	0.1114	0.1140	0.1127
10	64QAM	25	0	20.04	19.94	20.01	0.0942	0.0920	0.0935
10	64QAM	25	12	19.87	19.91	19.88	0.0906	0.0914	0.0908
10	64QAM	25	25	19.89	19.88	19.85	0.0910	0.0908	0.0902
10	64QAM	50	0	19.88	19.92	19.91	0.0908	0.0916	0.0914
Channel				26065	26340	26665	L	M	H
Frequency (MHz)				1852.5	1880	1912.5			
5	QPSK	1	0	22.84	22.93	22.79	0.1795	0.1832	0.1774
5	QPSK	1	12	22.69	22.76	22.63	0.1734	0.1762	0.1710
5	QPSK	1	24	22.80	22.81	22.70	0.1778	0.1782	0.1738
5	QPSK	12	0	21.93	21.96	21.87	0.1455	0.1466	0.1435
5	QPSK	12	7	21.82	21.94	21.85	0.1419	0.1459	0.1429
5	QPSK	12	13	21.83	21.89	21.79	0.1422	0.1442	0.1409
5	QPSK	25	0	21.95	21.90	21.93	0.1462	0.1445	0.1455
5	16QAM	1	0	21.87	21.99	21.86	0.1435	0.1476	0.1432
5	16QAM	1	12	21.82	21.93	21.90	0.1419	0.1455	0.1445
5	16QAM	1	24	21.78	21.88	21.85	0.1406	0.1439	0.1429
5	16QAM	12	0	20.88	20.92	20.90	0.1143	0.1153	0.1148
5	16QAM	12	7	20.87	20.80	20.75	0.1140	0.1122	0.1109
5	16QAM	12	13	20.82	20.79	20.79	0.1127	0.1119	0.1119
5	16QAM	25	0	20.96	20.94	20.96	0.1164	0.1159	0.1164
5	64QAM	1	0	20.99	20.98	20.91	0.1172	0.1169	0.1151
5	64QAM	1	12	20.73	20.81	20.83	0.1104	0.1125	0.1130
5	64QAM	1	24	20.76	20.83	20.87	0.1112	0.1130	0.1140
5	64QAM	12	0	19.96	20.03	19.99	0.0925	0.0940	0.0931

5	64QAM	12	7	19.83	19.95	19.92	0.0897	0.0923	0.0916
5	64QAM	12	13	19.97	19.90	19.90	0.0927	0.0912	0.0912
5	64QAM	25	0	19.92	19.89	19.87	0.0916	0.0910	0.0906
Channel				26055	26340	26675	L	M	H
Frequency (MHz)				1851.5	1880	1913.5			
3	QPSK	1	0	22.75	22.91	22.74	0.1758	0.1824	0.1754
3	QPSK	1	8	22.69	22.80	22.63	0.1734	0.1778	0.1710
3	QPSK	1	14	22.73	22.74	22.62	0.1750	0.1754	0.1706
3	QPSK	8	0	21.90	22.02	21.89	0.1445	0.1486	0.1442
3	QPSK	8	4	21.78	21.92	21.84	0.1406	0.1452	0.1426
3	QPSK	8	7	21.85	21.90	21.84	0.1429	0.1445	0.1426
3	QPSK	15	0	21.90	21.89	21.90	0.1445	0.1442	0.1445
3	16QAM	1	0	21.86	21.96	21.98	0.1432	0.1466	0.1472
3	16QAM	1	8	21.83	21.89	21.83	0.1422	0.1442	0.1422
3	16QAM	1	14	21.81	21.85	21.80	0.1416	0.1429	0.1413
3	16QAM	8	0	20.83	20.95	20.91	0.1130	0.1161	0.1151
3	16QAM	8	4	20.82	20.89	20.77	0.1127	0.1146	0.1114
3	16QAM	8	7	20.74	20.74	20.86	0.1107	0.1107	0.1138
3	16QAM	15	0	20.98	20.91	20.97	0.1169	0.1151	0.1167
3	64QAM	1	0	20.96	20.90	20.87	0.1164	0.1148	0.1140
3	64QAM	1	8	20.80	20.80	20.81	0.1122	0.1122	0.1125
3	64QAM	1	14	20.78	20.81	20.84	0.1117	0.1125	0.1132
3	64QAM	8	0	19.98	19.95	20.04	0.0929	0.0923	0.0942
3	64QAM	8	4	19.91	19.93	19.96	0.0914	0.0918	0.0925
3	64QAM	8	7	19.91	19.98	19.85	0.0914	0.0929	0.0902
3	64QAM	15	0	19.93	19.89	19.94	0.0918	0.0910	0.0920
Channel				26047	26340	26683	L	M	H
Frequency (MHz)				1850.7	1880	1914.3			
1.4	QPSK	1	0	22.79	22.90	22.74	0.1774	0.1820	0.1754
1.4	QPSK	1	3	22.71	22.74	22.67	0.1742	0.1754	0.1726
1.4	QPSK	1	5	22.77	22.75	22.69	0.1766	0.1758	0.1734
1.4	QPSK	3	0	22.83	22.93	22.75	0.1791	0.1832	0.1758
1.4	QPSK	3	1	22.66	22.78	22.65	0.1722	0.1770	0.1718
1.4	QPSK	3	3	22.71	22.74	22.71	0.1742	0.1754	0.1742
1.4	QPSK	6	0	21.89	22.02	21.91	0.1442	0.1486	0.1449
1.4	16QAM	1	0	21.88	22.02	21.88	0.1439	0.1486	0.1439
1.4	16QAM	1	3	21.92	21.95	21.88	0.1452	0.1462	0.1439
1.4	16QAM	1	5	21.88	21.96	21.89	0.1439	0.1466	0.1442
1.4	16QAM	3	0	21.86	21.96	21.98	0.1432	0.1466	0.1472
1.4	16QAM	3	1	21.86	22.00	21.92	0.1432	0.1479	0.1452
1.4	16QAM	3	3	21.90	21.96	21.91	0.1445	0.1466	0.1449
1.4	16QAM	6	0	20.78	20.74	20.84	0.1117	0.1107	0.1132
1.4	64QAM	1	0	20.80	20.77	20.88	0.1122	0.1114	0.1143
1.4	64QAM	1	3	20.79	20.84	20.88	0.1119	0.1132	0.1143
1.4	64QAM	1	5	20.76	20.82	20.84	0.1112	0.1127	0.1132
1.4	64QAM	3	0	20.80	20.84	20.88	0.1122	0.1132	0.1143
1.4	64QAM	3	1	20.79	20.84	20.79	0.1119	0.1132	0.1119
1.4	64QAM	3	3	20.77	20.84	20.85	0.1114	0.1132	0.1135
1.4	64QAM	6	0	19.93	19.94	19.94	0.0918	0.0920	0.0920

LTE Band 26

BW [MHz]	Modulation	RB Size	RB Offset	Power Low Ch. / Freq.	Power Low Ch. / Freq.	Power Middle Ch. / Freq.	Power High Ch. / Freq.	ERP（W）			
Channel				26790	26865	26915	26965	26790	L	M	H
Frequency (MHz)				824	831.5	836.5	841.5				
15	QPSK	1	0	23.44	23.52	23.78	23.57	0.0869	0.0885	0.0940	0.0895
15	QPSK	1	37	23.3	23.48	23.64	23.45	0.0841	0.0877	0.0910	0.0871
15	QPSK	1	74	23.35	23.49	23.71	23.44	0.0851	0.0879	0.0925	0.0869
15	QPSK	36	0	22.58	22.67	22.74	22.68	0.0713	0.0728	0.0740	0.0729
15	QPSK	36	20	22.36	22.56	22.62	22.55	0.0678	0.0710	0.0719	0.0708
15	QPSK	36	39	22.53	22.60	22.63	22.63	0.0705	0.0716	0.0721	0.0721
15	QPSK	75	0	22.52	22.65	22.70	22.67	0.0703	0.0724	0.0733	0.0728
15	16QAM	1	0	22.85	22.87	22.89	22.81	0.0759	0.0762	0.0766	0.0752
15	16QAM	1	37	22.66	22.75	22.86	22.76	0.0726	0.0741	0.0760	0.0743
15	16QAM	1	74	22.8	22.83	22.78	22.75	0.0750	0.0755	0.0746	0.0741
15	16QAM	36	0	21.67	21.67	21.72	21.68	0.0578	0.0578	0.0585	0.0579
15	16QAM	36	20	21.41	21.57	21.62	21.58	0.0545	0.0565	0.0571	0.0566
15	16QAM	36	39	21.46	21.62	21.58	21.59	0.0551	0.0571	0.0566	0.0568
15	16QAM	75	0	21.6	21.71	21.74	21.69	0.0569	0.0583	0.0587	0.0581
15	64QAM	1	0	21.64	21.72	21.77	21.67	0.0574	0.0585	0.0592	0.0578
15	64QAM	1	37	21.49	21.59	21.72	21.53	0.0555	0.0568	0.0585	0.0560
15	64QAM	1	74	21.59	21.62	21.70	21.60	0.0568	0.0571	0.0582	0.0569
15	64QAM	36	0	20.54	20.72	20.78	20.67	0.0446	0.0465	0.0471	0.0459
15	64QAM	36	20	20.55	20.62	20.64	20.62	0.0447	0.0454	0.0456	0.0454
15	64QAM	36	39	20.45	20.58	20.67	20.64	0.0437	0.0450	0.0459	0.0456
15	64QAM	75	0	20.58	20.67	20.74	20.68	0.0450	0.0459	0.0467	0.0460
Channel				/	26840	26915	26990	/	L	M	H
Frequency (MHz)					829	836.5	844				
10	QPSK	1	0		23.44	23.71	23.46		0.0869	0.0925	0.0873
10	QPSK	1	25		23.36	23.53	23.31		0.0853	0.0887	0.0843
10	QPSK	1	49		23.45	23.61	23.32		0.0871	0.0904	0.0845
10	QPSK	25	0		22.61	22.65	22.61		0.0718	0.0724	0.0718
10	QPSK	25	12		22.48	22.53	22.40		0.0697	0.0705	0.0684
10	QPSK	25	25		22.45	22.55	22.50		0.0692	0.0708	0.0700
10	QPSK	50	0		22.56	22.61	22.61		0.0710	0.0718	0.0718
10	16QAM	1	0		22.75	22.84	22.71		0.0741	0.0757	0.0735
10	16QAM	1	25		22.60	22.71	22.69		0.0716	0.0735	0.0731
10	16QAM	1	49		22.71	22.66	22.60		0.0735	0.0726	0.0716
10	16QAM	25	0		21.56	21.58	21.54		0.0564	0.0566	0.0561
10	16QAM	25	12		21.53	21.50	21.44		0.0560	0.0556	0.0548
10	16QAM	25	25		21.51	21.47	21.50		0.0557	0.0552	0.0556
10	16QAM	50	0		21.60	21.69	21.64		0.0569	0.0581	0.0574
10	64QAM	1	0		21.65	21.64	21.55		0.0575	0.0574	0.0562
10	64QAM	1	25		21.44	21.65	21.47		0.0548	0.0575	0.0552
10	64QAM	1	49		21.48	21.57	21.50		0.0553	0.0565	0.0556
10	64QAM	25	0		20.64	20.67	20.57		0.0456	0.0459	0.0449
10	64QAM	25	12		20.49	20.60	20.48		0.0441	0.0452	0.0440
10	64QAM	25	25		20.43	20.61	20.54		0.0435	0.0453	0.0446
10	64QAM	50	0		20.62	20.65	20.60		0.0454	0.0457	0.0452
Channel				/	26815	26915	27015	/	L	M	H
Frequency (MHz)					826.5	836.5	846.5				

5	QPSK	1	0		23.42	23.74	23.47		0.0865	0.0931	0.0875
5	QPSK	1	12		23.41	23.60	23.35		0.0863	0.0902	0.0851
5	QPSK	1	24		23.41	23.65	23.36		0.0863	0.0912	0.0853
5	QPSK	12	0		22.58	22.65	22.61		0.0713	0.0724	0.0718
5	QPSK	12	7		22.50	22.49	22.42		0.0700	0.0698	0.0687
5	QPSK	12	13		22.50	22.58	22.60		0.0700	0.0713	0.0716
5	QPSK	25	0		22.57	22.59	22.57		0.0711	0.0714	0.0711
5	16QAM	1	0		22.76	22.86	22.69		0.0743	0.0760	0.0731
5	16QAM	1	12		22.69	22.76	22.68		0.0731	0.0743	0.0729
5	16QAM	1	24		22.74	22.74	22.67		0.0740	0.0740	0.0728
5	16QAM	12	0		21.63	21.68	21.63		0.0573	0.0579	0.0573
5	16QAM	12	7		21.53	21.53	21.46		0.0560	0.0560	0.0551
5	16QAM	12	13		21.50	21.51	21.49		0.0556	0.0557	0.0555
5	16QAM	25	0		21.66	21.60	21.60		0.0577	0.0569	0.0569
5	64QAM	1	0		21.61	21.69	21.62		0.0570	0.0581	0.0571
5	64QAM	1	12		21.48	21.63	21.39		0.0553	0.0573	0.0542
5	64QAM	1	24		21.50	21.62	21.53		0.0556	0.0571	0.0560
5	64QAM	12	0		20.61	20.68	20.54		0.0453	0.0460	0.0446
5	64QAM	12	7		20.52	20.49	20.51		0.0444	0.0441	0.0443
5	64QAM	12	13		20.51	20.53	20.55		0.0443	0.0445	0.0447
5	64QAM	25	0		20.63	20.68	20.58		0.0455	0.0460	0.0450
Channel					26805	26915	27025		L	M	H
Frequency (MHz)					825.5	836.5	847.5				
3	QPSK	1	0		23.46	23.68	23.49		0.0873	0.0918	0.0879
3	QPSK	1	8		23.35	23.51	23.31		0.0851	0.0883	0.0843
3	QPSK	1	14		23.36	23.63	23.36		0.0853	0.0908	0.0853
3	QPSK	8	0		22.56	22.67	22.59		0.0710	0.0728	0.0714
3	QPSK	8	4		22.48	22.50	22.43		0.0697	0.0700	0.0689
3	QPSK	8	7		22.48	22.55	22.58		0.0697	0.0708	0.0713
3	QPSK	15	0		22.51	22.56	22.57		0.0701	0.0710	0.0711
3	16QAM	1	0		22.74	22.83	22.78		0.0740	0.0755	0.0746
3	16QAM	1	8		22.67	22.71	22.66		0.0728	0.0735	0.0726
3	16QAM	1	14	/	22.77	22.66	22.64	/	0.0745	0.0726	0.0723
3	16QAM	8	0		21.56	21.67	21.56		0.0564	0.0578	0.0564
3	16QAM	8	4		21.51	21.58	21.43		0.0557	0.0566	0.0547
3	16QAM	8	7		21.58	21.46	21.50		0.0566	0.0551	0.0556
3	16QAM	15	0		21.67	21.61	21.61		0.0578	0.0570	0.0570
3	64QAM	1	0		21.66	21.68	21.54		0.0577	0.0579	0.0561
3	64QAM	1	8		21.54	21.59	21.43		0.0561	0.0568	0.0547
3	64QAM	1	14		21.54	21.57	21.54		0.0561	0.0565	0.0561
3	64QAM	8	0		20.60	20.74	20.60		0.0452	0.0467	0.0452
3	64QAM	8	4		20.50	20.57	20.48		0.0442	0.0449	0.0440
3	64QAM	8	7		20.44	20.59	20.59		0.0436	0.0451	0.0451
3	64QAM	15	0		20.61	20.68	20.57		0.0453	0.0460	0.0449
Channel					26797	26915	27033		L	M	H
Frequency (MHz)					824.7	836.5	848.3				
1.4	QPSK	1	0		23.39	23.41	23.26		0.0859	0.0863	0.0834
1.4	QPSK	1	3		23.22	23.38	23.16		0.0826	0.0857	0.0815
1.4	QPSK	1	5	/	23.21	23.56	23.24	/	0.0824	0.0893	0.0830
1.4	QPSK	3	0		23.15	23.43	23.18		0.0813	0.0867	0.0818
1.4	QPSK	3	1		23.42	23.36	23.18		0.0865	0.0853	0.0818
1.4	QPSK	3	3		23.36	23.58	23.22		0.0853	0.0897	0.0826
1.4	QPSK	6	0		22.53	22.59	22.55		0.0705	0.0714	0.0708

1.4	16QAM	1	0		22.56	22.57	22.49		0.0710	0.0711	0.0698
1.4	16QAM	1	3		22.51	22.58	22.60		0.0701	0.0713	0.0716
1.4	16QAM	1	5		22.53	22.54	22.55		0.0705	0.0706	0.0708
1.4	16QAM	3	0		22.55	22.57	22.51		0.0708	0.0711	0.0701
1.4	16QAM	3	1		22.47	22.57	22.48		0.0695	0.0711	0.0697
1.4	16QAM	3	3		22.46	22.55	22.59		0.0693	0.0708	0.0714
1.4	16QAM	6	0		21.50	21.49	21.46		0.0556	0.0555	0.0551
1.4	64QAM	1	0		21.57	21.46	21.52		0.0565	0.0551	0.0558
1.4	64QAM	1	3		21.58	21.44	21.49		0.0566	0.0548	0.0555
1.4	64QAM	1	5		21.54	21.46	21.45		0.0561	0.0551	0.0550
1.4	64QAM	3	0		21.50	21.54	21.49		0.0556	0.0561	0.0555
1.4	64QAM	3	1		21.56	21.52	21.52		0.0564	0.0558	0.0558
1.4	64QAM	3	3		21.54	21.51	21.45		0.0561	0.0557	0.0550
1.4	64QAM	6	0		20.60	20.63	20.64		0.0452	0.0455	0.0456

LTE Band 38

BW [MHz]	Modulation	RB Size	RB Offset	Power Low Ch. / Freq.	Power Middle Ch. / Freq.	Power High Ch. / Freq.	EIRP（W）		
Channel				37850	38000	38150	L	M	H
Frequency (MHz)				2580	2595	2610			
20	QPSK	1	0	23.07	23.12	23.10	0.1199	0.1213	0.1208
20	QPSK	1	49	23.03	22.98	23.03	0.1189	0.1175	0.1189
20	QPSK	1	99	23.00	23.09	23.07	0.1180	0.1205	0.1199
20	QPSK	50	0	22.20	22.23	22.13	0.0982	0.0989	0.0966
20	QPSK	50	24	22.09	22.12	22.06	0.0957	0.0964	0.0951
20	QPSK	50	50	22.15	22.12	22.05	0.0971	0.0964	0.0948
20	QPSK	100	0	22.15	22.23	22.16	0.0971	0.0989	0.0973
20	16QAM	1	0	22.07	22.15	22.11	0.0953	0.0971	0.0962
20	16QAM	1	49	22.04	22.09	22.07	0.0946	0.0957	0.0953
20	16QAM	1	99	21.99	22.08	22.04	0.0935	0.0955	0.0946
20	16QAM	50	0	21.25	21.29	21.21	0.0789	0.0796	0.0782
20	16QAM	50	24	21.13	21.15	21.14	0.0767	0.0771	0.0769
20	16QAM	50	50	21.11	21.17	21.07	0.0764	0.0774	0.0757
20	16QAM	100	0	21.19	21.27	21.21	0.0778	0.0793	0.0782
20	64QAM	1	0	20.67	20.72	20.64	0.0690	0.0698	0.0685
20	64QAM	1	49	20.61	20.62	20.55	0.0681	0.0682	0.0671
20	64QAM	1	99	20.56	20.64	20.56	0.0673	0.0685	0.0673
20	64QAM	50	0	20.23	20.31	20.17	0.0624	0.0635	0.0615
20	64QAM	50	24	20.14	20.23	20.09	0.0611	0.0624	0.0604
20	64QAM	50	50	20.09	20.22	20.05	0.0604	0.0622	0.0598
20	64QAM	100	0	20.18	20.27	20.22	0.0617	0.0630	0.0622
Channel				37825	38000	38175	L	M	H
Frequency (MHz)				2577.5	2595	2612.5			
15	QPSK	1	0	22.93	23.06	22.97	0.1161	0.1197	0.1172
15	QPSK	1	37	22.94	22.84	22.90	0.1164	0.1138	0.1153
15	QPSK	1	74	22.88	22.96	23.01	0.1148	0.1169	0.1183
15	QPSK	36	0	22.17	22.08	22.08	0.0975	0.0955	0.0955
15	QPSK	36	20	21.98	21.97	21.95	0.0933	0.0931	0.0927
15	QPSK	36	39	22.06	22.05	21.92	0.0951	0.0948	0.0920
15	QPSK	75	0	22.09	22.13	22.06	0.0957	0.0966	0.0951
15	16QAM	1	0	22.00	22.12	22.03	0.0938	0.0964	0.0944

15	16QAM	1	37	21.95	21.96	21.96	0.0927	0.0929	0.0929
15	16QAM	1	74	21.93	21.95	21.92	0.0923	0.0927	0.0920
15	16QAM	36	0	21.14	21.18	21.13	0.0769	0.0776	0.0767
15	16QAM	36	20	21.06	21.01	21.11	0.0755	0.0746	0.0764
15	16QAM	36	39	21.03	21.07	20.99	0.0750	0.0757	0.0743
15	16QAM	75	0	21.11	21.23	21.12	0.0764	0.0785	0.0766
15	64QAM	1	0	20.62	20.62	20.54	0.0682	0.0682	0.0670
15	64QAM	1	37	20.49	20.49	20.47	0.0662	0.0662	0.0659
15	64QAM	1	74	20.45	20.56	20.53	0.0656	0.0673	0.0668
15	64QAM	36	0	20.10	20.24	20.06	0.0605	0.0625	0.0600
15	64QAM	36	20	20.00	20.16	19.98	0.0592	0.0614	0.0589
15	64QAM	36	39	19.97	20.14	19.96	0.0587	0.0611	0.0586
15	64QAM	75	0	20.11	20.14	20.16	0.0607	0.0611	0.0614
Channel				37800	38000	38200	L	M	H
Frequency (MHz)				2575	2595	2615			
10	QPSK	1	0	22.94	23.01	22.95	0.1164	0.1183	0.1167
10	QPSK	1	25	22.92	22.94	22.90	0.1159	0.1164	0.1153
10	QPSK	1	49	22.92	22.97	23.01	0.1159	0.1172	0.1183
10	QPSK	25	0	22.07	22.20	21.98	0.0953	0.0982	0.0933
10	QPSK	25	12	22.02	21.99	21.98	0.0942	0.0935	0.0933
10	QPSK	25	25	22.01	22.08	22.02	0.0940	0.0955	0.0942
10	QPSK	50	0	22.03	22.14	22.09	0.0944	0.0968	0.0957
10	16QAM	1	0	22.03	22.03	21.97	0.0944	0.0944	0.0931
10	16QAM	1	25	21.91	22.05	22.00	0.0918	0.0948	0.0938
10	16QAM	1	49	21.85	21.94	21.93	0.0906	0.0925	0.0923
10	16QAM	25	0	21.13	21.24	21.13	0.0767	0.0787	0.0767
10	16QAM	25	12	21.00	21.07	21.01	0.0745	0.0757	0.0746
10	16QAM	25	25	21.01	21.08	21.04	0.0746	0.0759	0.0752
10	16QAM	50	0	21.11	21.17	21.12	0.0764	0.0774	0.0766
10	64QAM	1	0	20.63	20.63	20.50	0.0684	0.0684	0.0664
10	64QAM	1	25	20.58	20.55	20.44	0.0676	0.0671	0.0655
10	64QAM	1	49	20.47	20.51	20.47	0.0659	0.0665	0.0659
10	64QAM	25	0	20.19	20.20	20.13	0.0618	0.0619	0.0610
10	64QAM	25	12	20.05	20.17	19.94	0.0598	0.0615	0.0583
10	64QAM	25	25	19.96	20.10	19.97	0.0586	0.0605	0.0587
10	64QAM	50	0	20.05	20.16	20.16	0.0598	0.0614	0.0614
Channel				37775	38000	38225	L	M	H
Frequency (MHz)				2572.5	2595	2617.5			
5	QPSK	1	0	22.98	22.98	23.03	0.1175	0.1175	0.1189
5	QPSK	1	12	22.93	22.84	22.95	0.1161	0.1138	0.1167
5	QPSK	1	24	22.94	23.04	23.04	0.1164	0.1191	0.1191
5	QPSK	12	0	22.15	22.10	22.07	0.0971	0.0959	0.0953
5	QPSK	12	7	21.99	22.00	21.99	0.0935	0.0938	0.0935
5	QPSK	12	13	22.00	22.08	21.98	0.0938	0.0955	0.0933
5	QPSK	25	0	22.01	22.09	22.06	0.0940	0.0957	0.0951
5	16QAM	1	0	22.04	22.01	21.98	0.0946	0.0940	0.0933
5	16QAM	1	12	21.92	21.95	22.02	0.0920	0.0927	0.0942
5	16QAM	1	24	21.92	21.96	21.92	0.0920	0.0929	0.0920
5	16QAM	12	0	21.18	21.19	21.18	0.0776	0.0778	0.0776
5	16QAM	12	7	20.99	21.09	21.00	0.0743	0.0760	0.0745
5	16QAM	12	13	21.05	21.08	20.95	0.0753	0.0759	0.0736
5	16QAM	25	0	21.13	21.22	21.13	0.0767	0.0783	0.0767
5	64QAM	1	0	20.61	20.68	20.53	0.0681	0.0692	0.0668

5	64QAM	1	12	20.55	20.53	20.50	0.0671	0.0668	0.0664
5	64QAM	1	24	20.52	20.55	20.44	0.0667	0.0671	0.0655
5	64QAM	12	0	20.15	20.17	20.06	0.0612	0.0615	0.0600
5	64QAM	12	7	19.99	20.15	19.99	0.0590	0.0612	0.0590
5	64QAM	12	13	19.96	20.10	19.92	0.0586	0.0605	0.0581
5	64QAM	25	0	20.12	20.21	20.14	0.0608	0.0621	0.0611

LTE Band 41

BW [MHz]	Modulation	RB Size	RB Offset	Power Low Middle Ch. / Freq.	Power High Middle Ch. / Freq.	Power High Ch. / Freq.	EIRP（W）		
Channel				40140	40640	41140	L	M	H
Frequency (MHz)				2545	2595	2645			
20	QPSK	1	0	23.14	23.12	23.12	0.1459	0.1452	0.1452
20	QPSK	1	49	23.09	22.90	23.00	0.1442	0.1380	0.1413
20	QPSK	1	99	23.10	22.76	23.06	0.1445	0.1337	0.1432
20	QPSK	50	0	22.15	22.05	22.02	0.1161	0.1135	0.1127
20	QPSK	50	24	22.02	21.98	21.90	0.1127	0.1117	0.1096
20	QPSK	50	50	22.12	21.84	21.88	0.1153	0.1081	0.1091
20	QPSK	100	0	22.28	22.17	22.18	0.1197	0.1167	0.1169
20	16QAM	1	0	22.13	21.91	22.07	0.1156	0.1099	0.1140
20	16QAM	1	49	22.10	21.88	21.92	0.1148	0.1091	0.1102
20	16QAM	1	99	22.06	21.80	21.96	0.1138	0.1072	0.1112
20	16QAM	50	0	21.22	21.14	21.18	0.0938	0.0920	0.0929
20	16QAM	50	24	21.11	20.97	21.14	0.0914	0.0885	0.0920
20	16QAM	50	50	21.12	21.02	21.03	0.0916	0.0895	0.0897
20	16QAM	100	0	21.29	20.93	21.20	0.0953	0.0877	0.0933
20	64QAM	1	0	20.74	20.59	20.62	0.0839	0.0811	0.0817
20	64QAM	1	49	20.62	20.26	20.53	0.0817	0.0752	0.0800
20	64QAM	1	99	20.64	20.30	20.57	0.0820	0.0759	0.0807
20	64QAM	50	0	20.27	20.27	20.14	0.0753	0.0753	0.0731
20	64QAM	50	24	20.14	20.17	20.01	0.0731	0.0736	0.0710
20	64QAM	50	50	20.13	19.94	20.03	0.0729	0.0698	0.0713
20	64QAM	100	0	20.28	19.92	20.17	0.0755	0.0695	0.0736
Channel				40115	40640	41165	L	M	H
Frequency (MHz)				2542.5	2595	2647.5			
15	QPSK	1	0	23.03	22.97	22.99	0.1422	0.1403	0.1409
15	QPSK	1	37	22.96	22.91	22.94	0.1400	0.1384	0.1393
15	QPSK	1	74	23.02	23.01	22.92	0.1419	0.1416	0.1387
15	QPSK	36	0	22.03	22.05	21.87	0.1130	0.1135	0.1089
15	QPSK	36	20	21.91	21.78	21.76	0.1099	0.1067	0.1062
15	QPSK	36	39	22.06	21.90	21.74	0.1138	0.1096	0.1057
15	QPSK	75	0	22.24	22.00	22.04	0.1186	0.1122	0.1132
15	16QAM	1	0	21.99	22.04	22.00	0.1119	0.1132	0.1122
15	16QAM	1	37	21.95	21.82	21.79	0.1109	0.1076	0.1069
15	16QAM	1	74	21.92	21.87	21.91	0.1102	0.1089	0.1099
15	16QAM	36	0	21.13	21.17	21.12	0.0918	0.0927	0.0916
15	16QAM	36	20	21.00	21.04	21.10	0.0891	0.0899	0.0912
15	16QAM	36	39	21.02	21.05	20.93	0.0895	0.0902	0.0877
15	16QAM	75	0	21.20	20.91	21.10	0.0933	0.0873	0.0912
15	64QAM	1	0	20.60	20.49	20.56	0.0813	0.0793	0.0805
15	64QAM	1	37	20.54	20.28	20.48	0.0802	0.0755	0.0791
15	64QAM	1	74	20.55	20.32	20.42	0.0804	0.0762	0.0780
15	64QAM	36	0	20.22	20.12	20.10	0.0745	0.0728	0.0724
15	64QAM	36	20	20.09	20.10	19.95	0.0723	0.0724	0.0700

15	64QAM	36	39	20.10	19.98	19.90	0.0724	0.0705	0.0692
15	64QAM	75	0	20.19	20.18	20.04	0.0740	0.0738	0.0714
Channel				40090	40640	41190	L	M	H
Frequency (MHz)				2540	2595	2650			
10	QPSK	1	0	23.11	22.88	23.01	0.1449	0.1374	0.1416
10	QPSK	1	25	22.96	22.75	22.88	0.1400	0.1334	0.1374
10	QPSK	1	49	23.02	22.85	23.00	0.1419	0.1365	0.1413
10	QPSK	25	0	22.04	21.97	21.91	0.1132	0.1114	0.1099
10	QPSK	25	12	21.94	21.80	21.82	0.1107	0.1072	0.1076
10	QPSK	25	25	22.01	22.05	21.84	0.1125	0.1135	0.1081
10	QPSK	50	0	22.20	22.10	22.08	0.1175	0.1148	0.1143
10	16QAM	1	0	22.05	21.97	22.03	0.1135	0.1114	0.1130
10	16QAM	1	25	22.06	21.89	21.80	0.1138	0.1094	0.1072
10	16QAM	1	49	21.96	21.61	21.92	0.1112	0.1026	0.1102
10	16QAM	25	0	21.12	21.17	21.08	0.0916	0.0927	0.0908
10	16QAM	25	12	21.08	20.94	21.00	0.0908	0.0879	0.0891
10	16QAM	25	25	21.07	21.09	20.94	0.0906	0.0910	0.0879
10	16QAM	50	0	21.25	21.13	21.10	0.0944	0.0918	0.0912
10	64QAM	1	0	20.60	20.44	20.50	0.0813	0.0783	0.0794
10	64QAM	1	25	20.56	20.43	20.49	0.0805	0.0782	0.0793
10	64QAM	1	49	20.60	20.35	20.50	0.0813	0.0767	0.0794
10	64QAM	25	0	20.15	20.08	20.10	0.0733	0.0721	0.0724
10	64QAM	25	12	20.08	20.12	19.95	0.0721	0.0728	0.0700
10	64QAM	25	25	20.00	20.11	19.93	0.0708	0.0726	0.0697
10	64QAM	50	0	20.13	19.93	20.11	0.0729	0.0697	0.0726
Channel				40065	40640	41215	L	M	H
Frequency (MHz)				2537.5	2595	2652.5			
5	QPSK	1	0	23.08	22.91	22.98	0.1439	0.1384	0.1406
5	QPSK	1	12	23.05	22.76	22.95	0.1429	0.1337	0.1396
5	QPSK	1	24	23.02	22.88	23.00	0.1419	0.1374	0.1413
5	QPSK	12	0	22.01	22.09	21.98	0.1125	0.1146	0.1117
5	QPSK	12	7	21.94	21.86	21.85	0.1107	0.1086	0.1084
5	QPSK	12	13	22.06	21.82	21.79	0.1138	0.1076	0.1069
5	QPSK	25	0	22.14	22.09	22.12	0.1159	0.1146	0.1153
5	16QAM	1	0	22.02	21.95	21.96	0.1127	0.1109	0.1112
5	16QAM	1	12	21.95	21.74	21.88	0.1109	0.1057	0.1091
5	16QAM	1	24	21.99	21.69	21.93	0.1119	0.1045	0.1104
5	16QAM	12	0	21.12	21.01	21.08	0.0916	0.0893	0.0908
5	16QAM	12	7	20.96	20.95	21.07	0.0883	0.0881	0.0906
5	16QAM	12	13	20.98	21.04	20.97	0.0887	0.0899	0.0885
5	16QAM	25	0	21.17	21.18	21.15	0.0927	0.0929	0.0923
5	64QAM	1	0	20.65	20.52	20.55	0.0822	0.0798	0.0804
5	64QAM	1	12	20.49	20.29	20.39	0.0793	0.0757	0.0774
5	64QAM	1	24	20.51	20.30	20.45	0.0796	0.0759	0.0785
5	64QAM	12	0	20.19	20.11	20.00	0.0740	0.0726	0.0708
5	64QAM	12	7	20.09	20.02	19.97	0.0723	0.0711	0.0703
5	64QAM	12	13	19.99	19.95	19.91	0.0706	0.0700	0.0693
5	64QAM	25	0	20.16	20.12	20.12	0.0735	0.0728	0.0728

LTE Band 66

BW [MHz]	Modulation	RB Size	RB Offset	Power Low Ch. / Freq.	Power Middle Ch. / Freq.	Power High Ch. / Freq.	EIRP（W）		
Channel				132072	132322	132572	L	M	H
Frequency (MHz)				1720	1745	1770			
20	QPSK	1	0	22.92	22.95	22.87	0.1667	0.1679	0.1648
20	QPSK	1	49	22.88	22.90	22.82	0.1652	0.1660	0.1629
20	QPSK	1	99	22.84	22.87	22.82	0.1637	0.1648	0.1629
20	QPSK	50	0	22.21	22.26	22.14	0.1416	0.1432	0.1393
20	QPSK	50	24	22.12	22.21	22.02	0.1387	0.1416	0.1355
20	QPSK	50	50	22.12	22.16	22.07	0.1387	0.1400	0.1371
20	QPSK	100	0	22.19	22.33	22.26	0.1409	0.1455	0.1432
20	16QAM	1	0	22.29	22.32	22.21	0.1442	0.1452	0.1416
20	16QAM	1	49	22.09	22.18	22.05	0.1377	0.1406	0.1365
20	16QAM	1	99	22.15	22.13	22.03	0.1396	0.1390	0.1358
20	16QAM	50	0	21.22	21.25	21.15	0.1127	0.1135	0.1109
20	16QAM	50	24	21.08	21.19	21.04	0.1091	0.1119	0.1081
20	16QAM	50	50	21.17	21.17	21.09	0.1114	0.1114	0.1094
20	16QAM	100	0	21.26	21.33	21.25	0.1138	0.1156	0.1135
20	64QAM	1	0	21.17	21.12	21.11	0.1114	0.1102	0.1099
20	64QAM	1	49	21.08	21.12	21.09	0.1091	0.1102	0.1094
20	64QAM	1	99	21.16	21.14	21.07	0.1112	0.1107	0.1089
20	64QAM	50	0	20.18	20.32	20.24	0.0887	0.0916	0.0899
20	64QAM	50	24	20.15	20.27	20.19	0.0881	0.0906	0.0889
20	64QAM	50	50	20.08	20.18	20.20	0.0867	0.0887	0.0891
20	64QAM	100	0	20.28	20.37	20.34	0.0908	0.0927	0.0920
Channel				132047	132322	132597	L	M	H
Frequency (MHz)				1717.5	1745	1772.5			
15	QPSK	1	0	22.80	22.92	22.77	0.1622	0.1667	0.1611
15	QPSK	1	37	22.82	22.83	22.68	0.1629	0.1633	0.1578
15	QPSK	1	74	22.80	22.83	22.77	0.1622	0.1633	0.1611
15	QPSK	36	0	22.15	22.19	22.00	0.1396	0.1409	0.1349
15	QPSK	36	20	22.03	22.11	21.94	0.1358	0.1384	0.1330
15	QPSK	36	39	22.04	22.06	21.98	0.1361	0.1368	0.1343
15	QPSK	75	0	22.07	22.23	22.22	0.1371	0.1422	0.1419
15	16QAM	1	0	22.17	22.24	22.07	0.1403	0.1426	0.1371
15	16QAM	1	37	22.00	22.04	21.95	0.1349	0.1361	0.1334
15	16QAM	1	74	22.03	21.99	21.92	0.1358	0.1346	0.1324
15	16QAM	36	0	21.10	21.16	21.10	0.1096	0.1112	0.1096
15	16QAM	36	20	21.03	21.06	21.00	0.1079	0.1086	0.1072
15	16QAM	36	39	21.03	21.06	20.94	0.1079	0.1086	0.1057
15	16QAM	75	0	21.20	21.25	21.13	0.1122	0.1135	0.1104
15	64QAM	1	0	21.09	21.04	21.07	0.1094	0.1081	0.1089
15	64QAM	1	37	20.96	21.03	20.96	0.1062	0.1079	0.1062
15	64QAM	1	74	21.04	21.02	21.00	0.1081	0.1076	0.1072
15	64QAM	36	0	20.06	20.22	20.13	0.0863	0.0895	0.0877
15	64QAM	36	20	20.11	20.18	20.10	0.0873	0.0887	0.0871
15	64QAM	36	39	19.94	20.04	20.13	0.0839	0.0859	0.0877
15	64QAM	75	0	20.17	20.27	20.22	0.0885	0.0906	0.0895
Channel				132022	132322	132622	L	M	H
Frequency (MHz)				1715	1745	1775			
10	QPSK	1	0	22.82	22.87	22.76	0.1629	0.1648	0.1607

10	QPSK	1	25	22.77	22.79	22.77	0.1611	0.1618	0.1611
10	QPSK	1	49	22.76	22.72	22.74	0.1607	0.1592	0.1600
10	QPSK	25	0	22.11	22.23	22.05	0.1384	0.1422	0.1365
10	QPSK	25	12	21.98	22.10	21.90	0.1343	0.1380	0.1318
10	QPSK	25	25	22.03	22.10	21.98	0.1358	0.1380	0.1343
10	QPSK	50	0	22.08	22.21	22.11	0.1374	0.1416	0.1384
10	16QAM	1	0	22.23	22.26	22.16	0.1422	0.1432	0.1400
10	16QAM	1	25	22.03	22.07	21.95	0.1358	0.1371	0.1334
10	16QAM	1	49	22.08	22.06	21.92	0.1374	0.1368	0.1324
10	16QAM	25	0	21.08	21.12	21.10	0.1091	0.1102	0.1096
10	16QAM	25	12	21.04	21.15	20.94	0.1081	0.1109	0.1057
10	16QAM	25	25	21.07	21.05	20.96	0.1089	0.1084	0.1062
10	16QAM	50	0	21.19	21.20	21.13	0.1119	0.1122	0.1104
10	64QAM	1	0	21.13	21.07	21.08	0.1104	0.1089	0.1091
10	64QAM	1	25	20.99	21.00	21.03	0.1069	0.1072	0.1079
10	64QAM	1	49	21.11	20.99	20.94	0.1099	0.1069	0.1057
10	64QAM	25	0	20.08	20.24	20.10	0.0867	0.0899	0.0871
10	64QAM	25	12	20.12	20.16	20.05	0.0875	0.0883	0.0861
10	64QAM	25	25	19.98	20.07	20.05	0.0847	0.0865	0.0861
10	64QAM	50	0	20.19	20.28	20.27	0.0889	0.0908	0.0906
Channel				131997	132322	132647	L	M	H
Frequency (MHz)				1712.5	1745	1777.5			
5	QPSK	1	0	22.82	22.81	22.78	0.1629	0.1626	0.1614
5	QPSK	1	12	22.74	22.83	22.68	0.1600	0.1633	0.1578
5	QPSK	1	24	22.79	22.75	22.71	0.1618	0.1603	0.1589
5	QPSK	12	0	22.14	22.21	22.03	0.1393	0.1416	0.1358
5	QPSK	12	7	22.05	22.06	21.90	0.1365	0.1368	0.1318
5	QPSK	12	13	22.04	22.02	21.94	0.1361	0.1355	0.1330
5	QPSK	25	0	22.06	22.22	22.20	0.1368	0.1419	0.1413
5	16QAM	1	0	22.16	22.23	22.15	0.1400	0.1422	0.1396
5	16QAM	1	12	22.04	22.10	21.94	0.1361	0.1380	0.1330
5	16QAM	1	24	22.00	22.07	21.90	0.1349	0.1371	0.1318
5	16QAM	12	0	21.10	21.16	21.02	0.1096	0.1112	0.1076
5	16QAM	12	7	21.01	21.11	20.98	0.1074	0.1099	0.1067
5	16QAM	12	13	21.05	21.03	21.04	0.1084	0.1079	0.1081
5	16QAM	25	0	21.19	21.24	21.20	0.1119	0.1132	0.1122
5	64QAM	1	0	21.10	21.04	20.97	0.1096	0.1081	0.1064
5	64QAM	1	12	21.01	21.03	21.00	0.1074	0.1079	0.1072
5	64QAM	1	24	21.02	21.00	20.99	0.1076	0.1072	0.1069
5	64QAM	12	0	20.04	20.18	20.17	0.0859	0.0887	0.0885
5	64QAM	12	7	20.12	20.21	20.10	0.0875	0.0893	0.0871
5	64QAM	12	13	19.98	20.09	20.12	0.0847	0.0869	0.0875
5	64QAM	25	0	20.22	20.30	20.23	0.0895	0.0912	0.0897
Channel				131987	132322	132657	L	M	H
Frequency (MHz)				1711.5	1745	1778.5			
3	QPSK	1	0	22.80	22.85	22.79	0.1622	0.1641	0.1618
3	QPSK	1	8	22.85	22.85	22.76	0.1641	0.1641	0.1607
3	QPSK	1	14	22.81	22.79	22.78	0.1626	0.1618	0.1614
3	QPSK	8	0	22.16	22.17	22.04	0.1400	0.1403	0.1361
3	QPSK	8	4	22.08	22.11	21.94	0.1374	0.1384	0.1330
3	QPSK	8	7	22.00	22.01	21.99	0.1349	0.1352	0.1346
3	QPSK	15	0	22.05	22.27	22.16	0.1365	0.1435	0.1400
3	16QAM	1	0	22.24	22.23	22.17	0.1426	0.1422	0.1403

3	16QAM	1	8	22.00	22.13	22.01	0.1349	0.1390	0.1352
3	16QAM	1	14	22.02	22.04	21.99	0.1355	0.1361	0.1346
3	16QAM	8	0	21.12	21.20	21.00	0.1102	0.1122	0.1072
3	16QAM	8	4	20.99	21.09	20.99	0.1069	0.1094	0.1069
3	16QAM	8	7	21.04	21.06	21.00	0.1081	0.1086	0.1072
3	16QAM	15	0	21.16	21.29	21.20	0.1112	0.1146	0.1122
3	64QAM	1	0	21.05	21.05	21.01	0.1084	0.1084	0.1074
3	64QAM	1	8	20.98	21.04	21.05	0.1067	0.1081	0.1084
3	64QAM	1	14	21.12	21.10	20.99	0.1102	0.1096	0.1069
3	64QAM	8	0	20.06	20.21	20.09	0.0863	0.0893	0.0869
3	64QAM	8	4	20.03	20.21	20.16	0.0857	0.0893	0.0883
3	64QAM	8	7	20.01	20.13	20.13	0.0853	0.0877	0.0877
3	64QAM	15	0	20.17	20.28	20.21	0.0885	0.0908	0.0893
Channel				131979	132322	132665	L	M	H
Frequency (MHz)				1710.7	1745	1779.3			
1.4	QPSK	1	0	22.81	22.91	22.75	0.1626	0.1663	0.1603
1.4	QPSK	1	3	22.83	22.87	22.69	0.1633	0.1648	0.1581
1.4	QPSK	1	5	22.70	22.74	22.76	0.1585	0.1600	0.1607
1.4	QPSK	3	0	22.79	22.85	22.83	0.1618	0.1641	0.1633
1.4	QPSK	3	1	22.82	22.82	22.69	0.1629	0.1629	0.1581
1.4	QPSK	3	3	22.73	22.74	22.78	0.1596	0.1600	0.1614
1.4	QPSK	6	0	22.01	22.12	21.99	0.1352	0.1387	0.1346
1.4	16QAM	1	0	22.14	22.27	22.13	0.1393	0.1435	0.1390
1.4	16QAM	1	3	22.16	22.27	22.12	0.1400	0.1435	0.1387
1.4	16QAM	1	5	22.08	22.02	21.99	0.1374	0.1355	0.1346
1.4	16QAM	3	0	22.10	22.22	22.13	0.1380	0.1419	0.1390
1.4	16QAM	3	1	22.20	22.26	22.12	0.1413	0.1432	0.1387
1.4	16QAM	3	3	21.95	22.13	21.90	0.1334	0.1390	0.1318
1.4	16QAM	6	0	21.20	21.28	21.22	0.1122	0.1143	0.1127
1.4	64QAM	1	0	21.06	21.03	21.05	0.1086	0.1079	0.1084
1.4	64QAM	1	3	20.98	21.07	20.99	0.1067	0.1089	0.1069
1.4	64QAM	1	5	21.17	21.23	21.10	0.1114	0.1130	0.1096
1.4	64QAM	3	0	21.12	21.01	20.99	0.1102	0.1074	0.1069
1.4	64QAM	3	1	21.01	20.98	21.05	0.1074	0.1067	0.1084
1.4	64QAM	3	3	21.01	21.10	20.93	0.1074	0.1096	0.1054
1.4	64QAM	6	0	20.11	20.17	20.17	0.0873	0.0885	0.0885

LTE Band 7

Peak-to-Average Ratio

Mode	LTE Band 7 / 20MHz			
Mod.	QPSK	16QAM	64QAM	Limit: 13dB
RB Size	Full RB	Full RB	Full RB	Result
Middle CH	5.3	6.35	6.58	PASS

LTE Band 7 / 20MHz

Middle Channel / Full RB/ QPSK

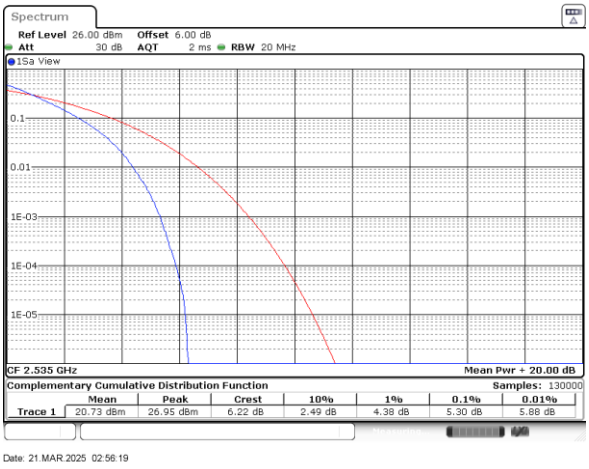

Middle Channel / Full RB/ 16QAM

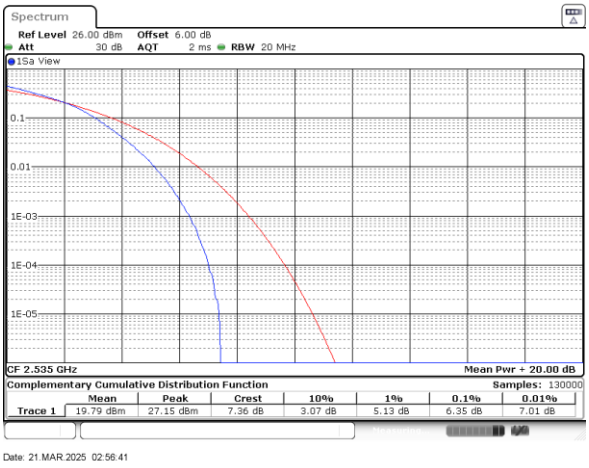

Middle Channel / Full RB/ 64QAM

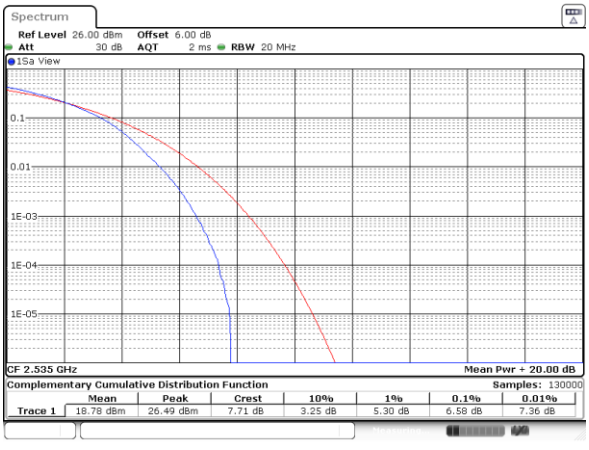

26dB Bandwidth

Mode	LTE Band 7 : 26dB BW(MHz)							
BW	5MHz		10MHz		15MHz		20MHz	
Mod.	QPSK	16QAM	QPSK	16QAM	QPSK	16QAM	QPSK	16QAM
Middle CH	4.83	4.91	9.63	9.63	14.27	14.33	18.86	18.62

LTE Band 7

Middle Channel / 5MHz / QPSK

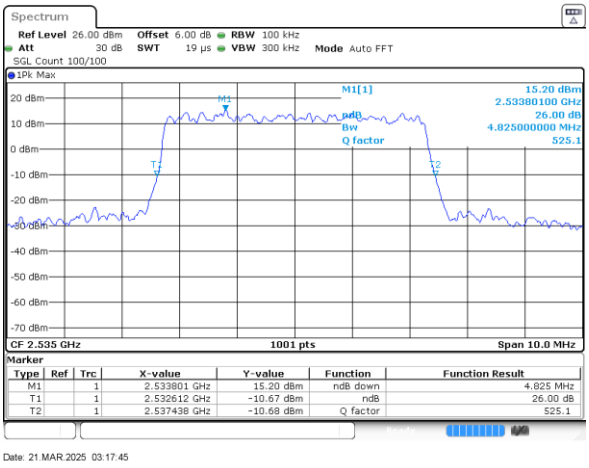

Middle Channel / 5MHz / 16QAM

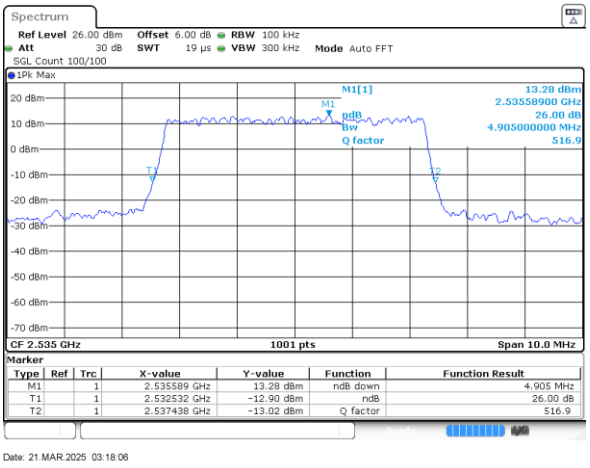

LTE Band 7

Middle Channel / 10MHz / QPSK

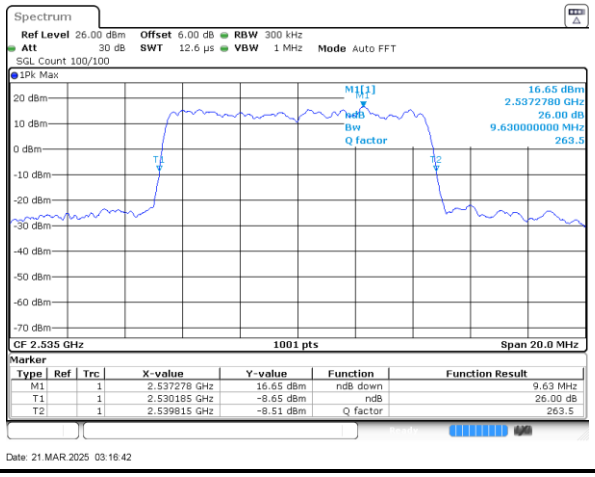

Middle Channel / 10MHz / 16QAM

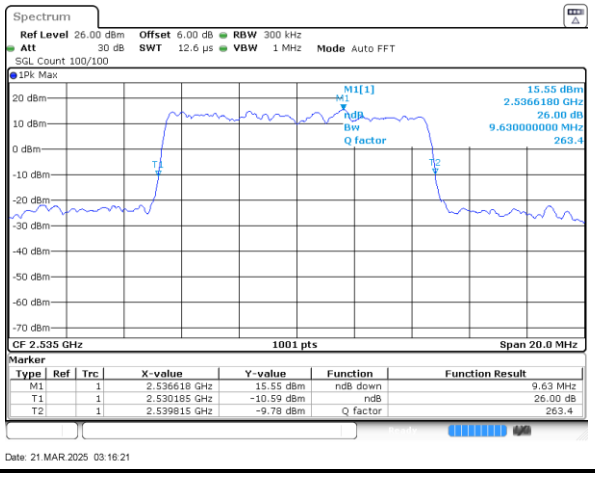

LTE Band 7

Middle Channel / 15MHz / QPSK

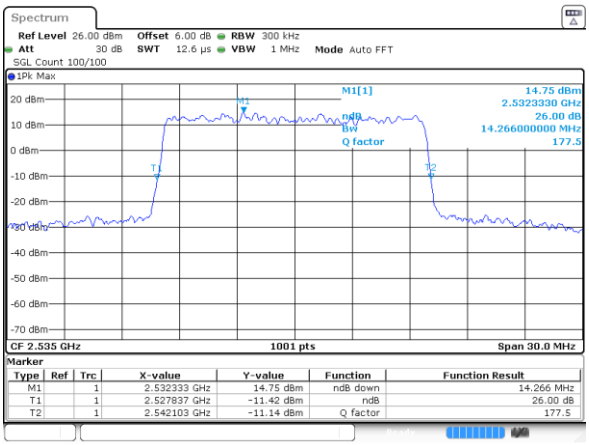

Middle Channel / 15MHz / 16QAM

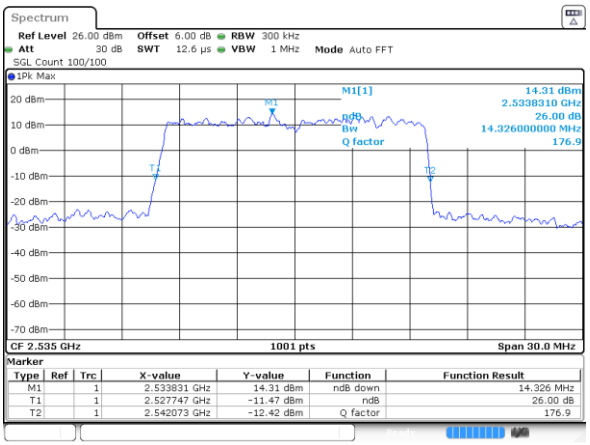

LTE Band 7

Middle Channel / 20MHz / QPSK

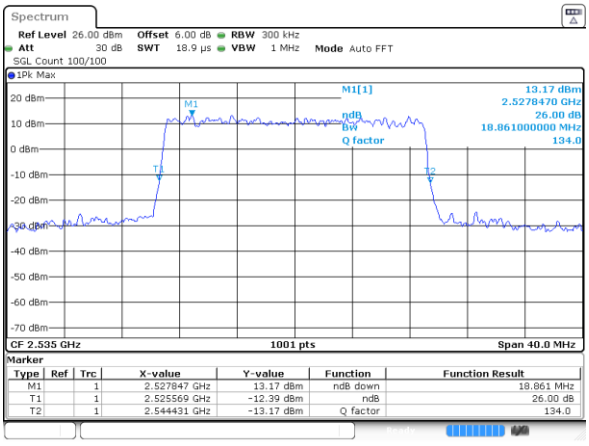

Middle Channel / 20MHz / 16QAM

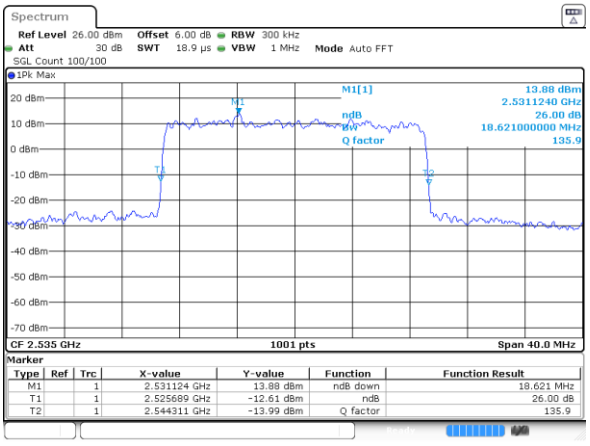

Occupied Bandwidth

Mode	LTE Band 7 : 99%OBW(MHz)							
BW	5MHz		10MHz		15MHz		20MHz	
Mod.	QPSK	16QAM	QPSK	16QAM	QPSK	16QAM	QPSK	16QAM
Middle CH	4.48	4.50	9.01	8.99	13.47	13.40	17.90	17.90

LTE Band 7

Middle Channel / 5MHz / QPSK

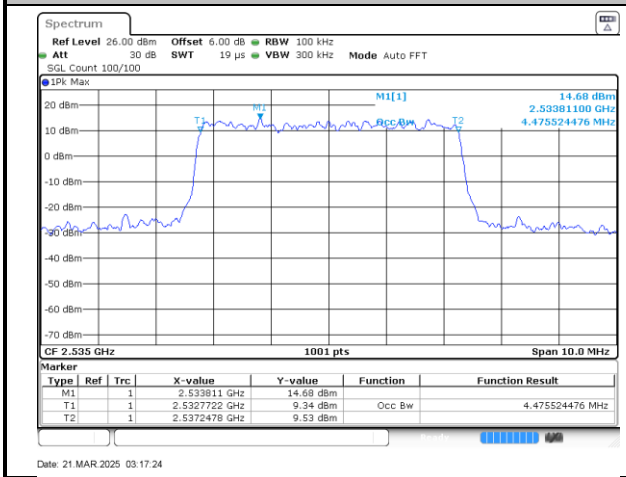

Middle Channel / 5MHz / 16QAM

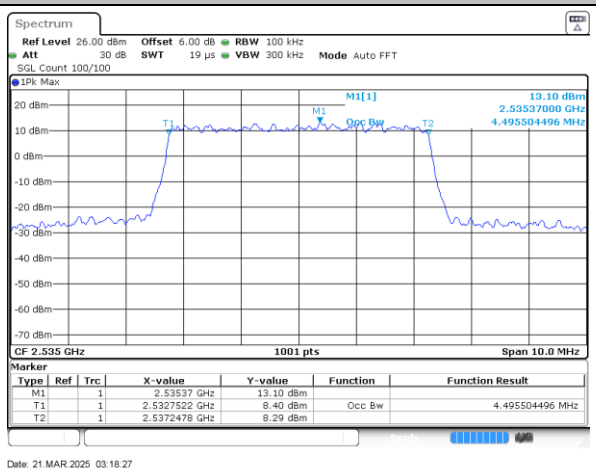

LTE Band 7

Middle Channel / 10MHz / QPSK

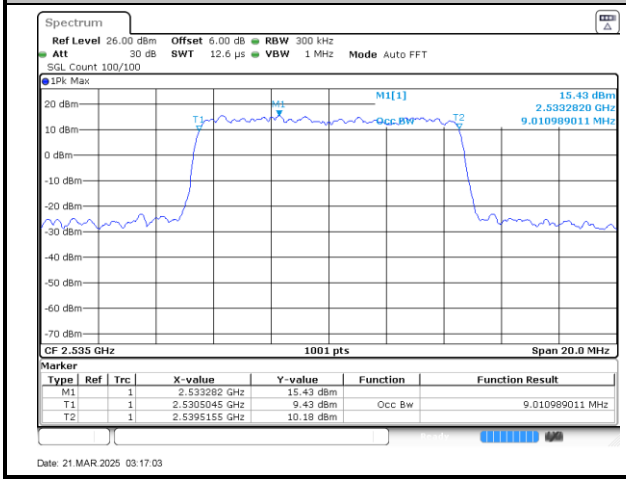

Middle Channel / 10MHz / 16QAM

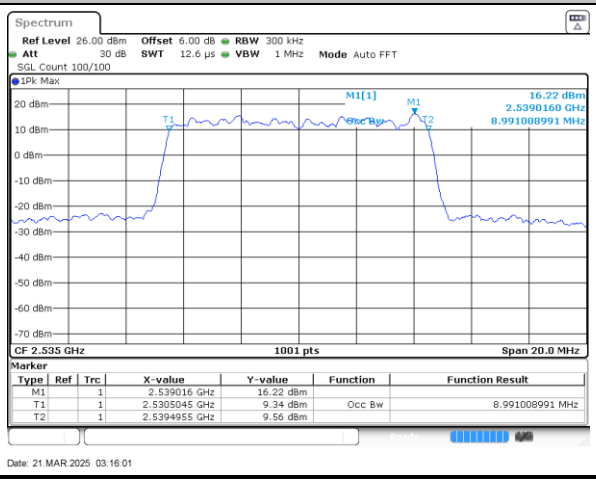

LTE Band 7

Middle Channel / 15MHz / QPSK

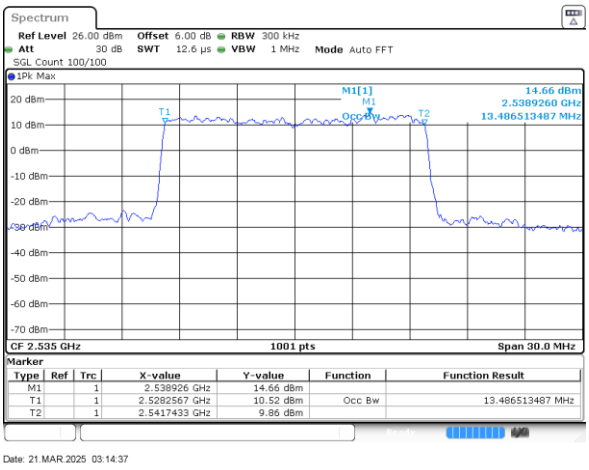

Middle Channel / 15MHz / 16QAM

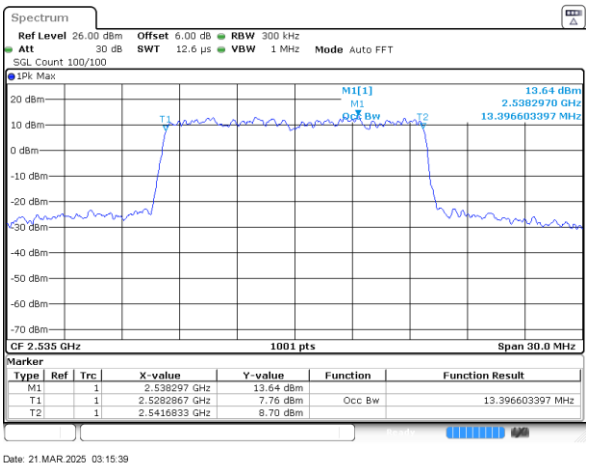

LTE Band 7

Middle Channel / 20MHz / QPSK

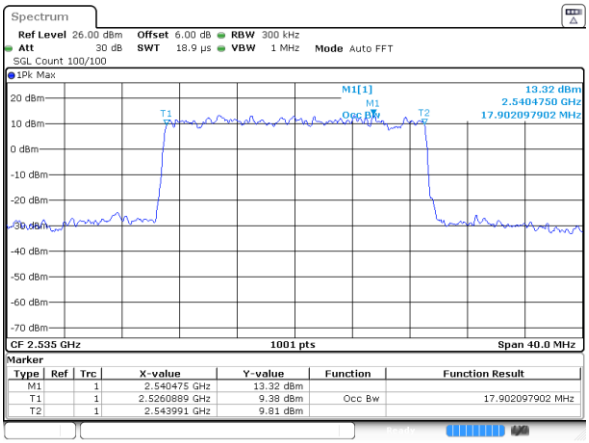

Middle Channel / 20MHz / 16QAM

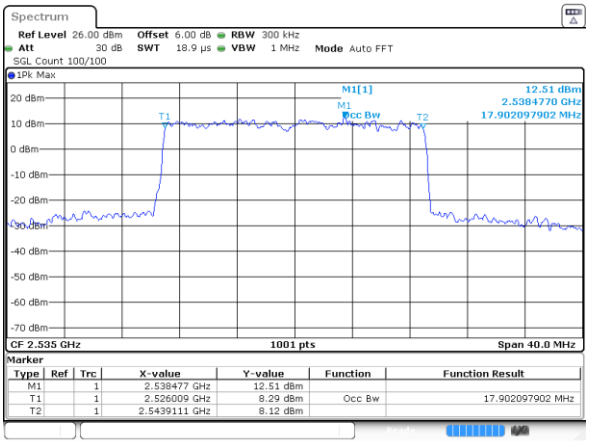

Conducted Band Edge

LTE Band 7 / 5MHz / QPSK

Lowest Band Edge / 1 RB

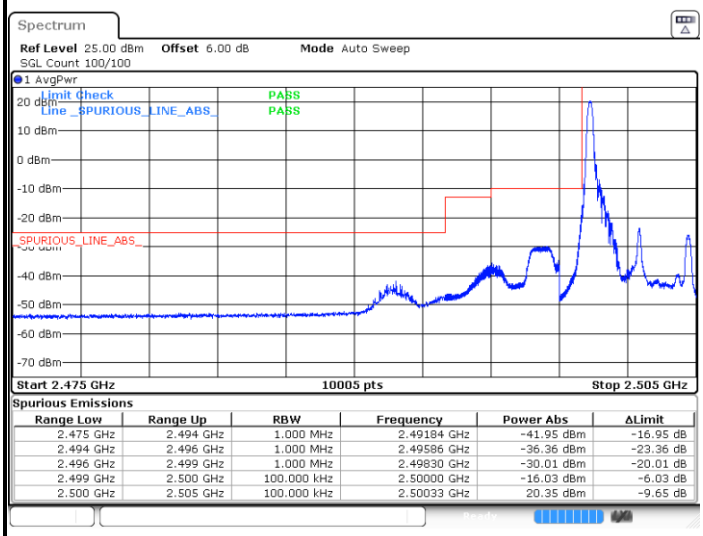

Spurious Emissions

Range Low	Range Up	RBW	Frequency	Power Abs	ΔLimit
2.475 GHz	2.494 GHz	1.000 MHz	2.49184 GHz	-41.95 dBm	-16.95 dB
2.494 GHz	2.496 GHz	1.000 MHz	2.49586 GHz	-36.36 dBm	-23.36 dB
2.496 GHz	2.499 GHz	1.000 MHz	2.49830 GHz	-30.01 dBm	-20.01 dB
2.499 GHz	2.500 GHz	100.000 kHz	2.50000 GHz	-16.03 dBm	-6.03 dB
2.500 GHz	2.505 GHz	100.000 kHz	2.50033 GHz	20.35 dBm	-9.65 dB

Date: 21.MAR.2025 01:42:02

Highest Band Edge / 1 RB

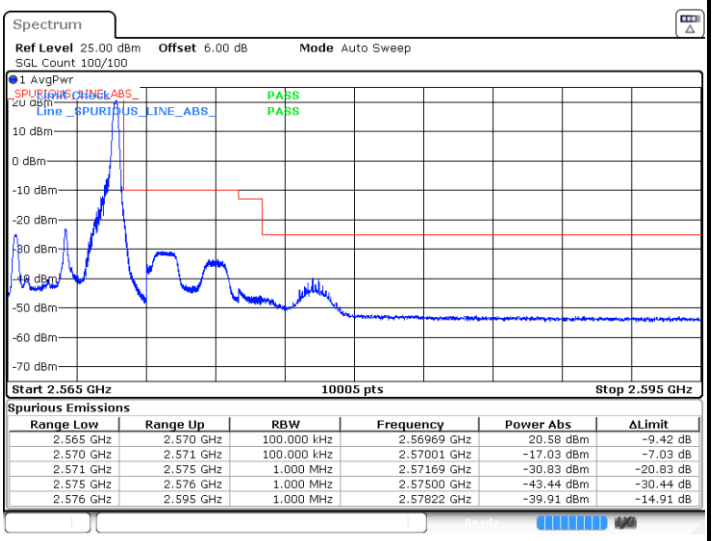

Spurious Emissions

Range Low	Range Up	RBW	Frequency	Power Abs	ΔLimit
2.565 GHz	2.570 GHz	100.000 kHz	2.56969 GHz	20.58 dBm	-9.42 dB
2.570 GHz	2.571 GHz	100.000 kHz	2.57001 GHz	-17.03 dBm	-7.03 dB
2.571 GHz	2.575 GHz	1.000 MHz	2.57169 GHz	-30.83 dBm	-20.83 dB
2.575 GHz	2.576 GHz	1.000 MHz	2.57500 GHz	-43.44 dBm	-30.44 dB
2.576 GHz	2.595 GHz	1.000 MHz	2.57822 GHz	-39.91 dBm	-14.91 dB

Date: 21.MAR.2025 01:51:12

Lowest Band Edge / Full RB

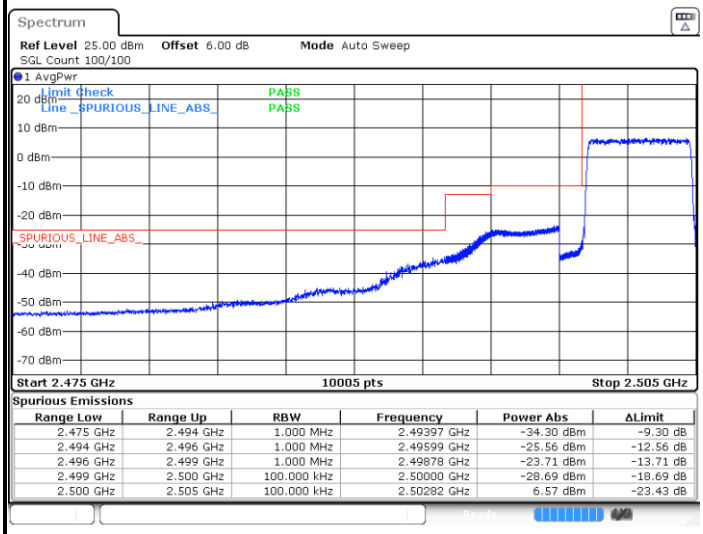

Spurious Emissions

Range Low	Range Up	RBW	Frequency	Power Abs	ΔLimit
2.475 GHz	2.494 GHz	1.000 MHz	2.49397 GHz	-34.30 dBm	-9.30 dB
2.494 GHz	2.496 GHz	1.000 MHz	2.49599 GHz	-25.56 dBm	-12.56 dB
2.496 GHz	2.499 GHz	1.000 MHz	2.49878 GHz	-23.71 dBm	-13.71 dB
2.499 GHz	2.500 GHz	100.000 kHz	2.50000 GHz	-28.69 dBm	-18.69 dB
2.500 GHz	2.505 GHz	100.000 kHz	2.50282 GHz	6.57 dBm	-23.43 dB

Date: 21.MAR.2025 01:47:29

Highest Band Edge / Full RB

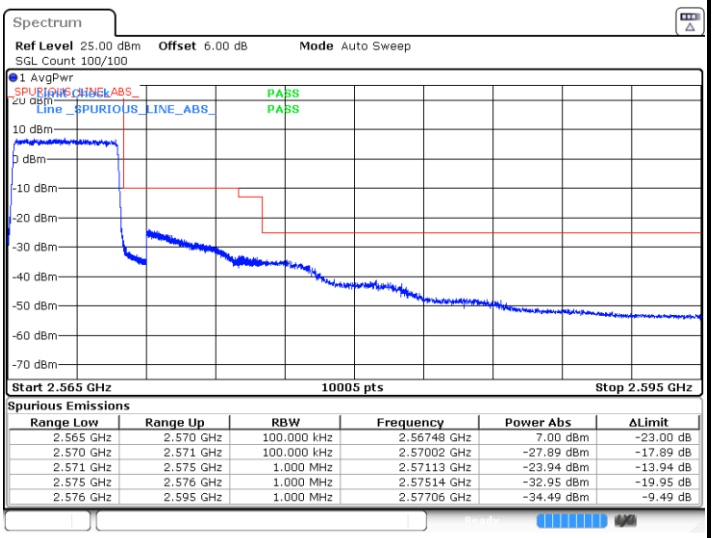

Spurious Emissions

Range Low	Range Up	RBW	Frequency	Power Abs	ΔLimit
2.565 GHz	2.570 GHz	100.000 kHz	2.56748 GHz	7.00 dBm	-23.00 dB
2.570 GHz	2.571 GHz	100.000 kHz	2.57002 GHz	-27.89 dBm	-17.89 dB
2.571 GHz	2.575 GHz	1.000 MHz	2.57113 GHz	-23.94 dBm	-13.94 dB
2.575 GHz	2.576 GHz	1.000 MHz	2.57514 GHz	-32.95 dBm	-19.95 dB
2.576 GHz	2.595 GHz	1.000 MHz	2.57706 GHz	-34.49 dBm	-9.49 dB

Date: 21.MAR.2025 01:56:36

LTE Band 7 / 5MHz / 16QAM

Lowest Band Edge / 1RB

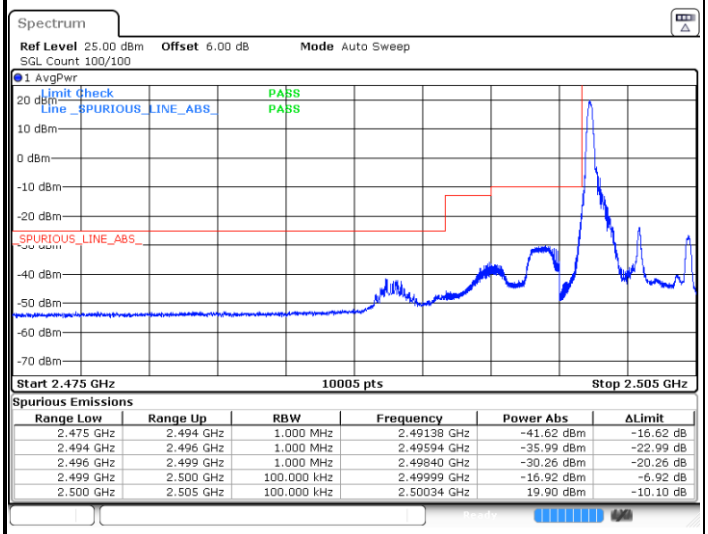

Spurious Emissions

Range Low	Range Up	RBW	Frequency	Power Abs	ΔLimit
2.475 GHz	2.494 GHz	1.000 MHz	2.49138 GHz	-41.62 dBm	-16.62 dB
2.494 GHz	2.496 GHz	1.000 MHz	2.49594 GHz	-35.99 dBm	-22.99 dB
2.496 GHz	2.499 GHz	1.000 MHz	2.49840 GHz	-30.26 dBm	-20.26 dB
2.499 GHz	2.500 GHz	100.000 kHz	2.49999 GHz	-16.92 dBm	-6.92 dB
2.500 GHz	2.505 GHz	100.000 kHz	2.50034 GHz	19.90 dBm	-10.10 dB

Date: 21.MAR.2025 01:43:08

Highest Band Edge / 1 RB

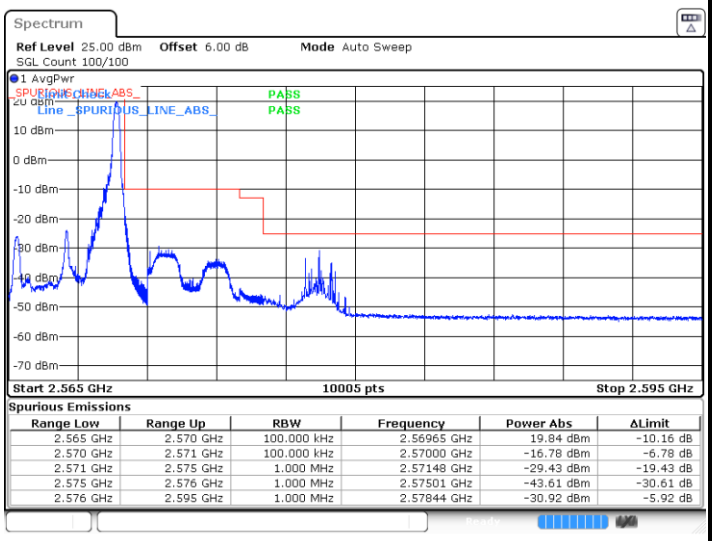

Spurious Emissions

Range Low	Range Up	RBW	Frequency	Power Abs	ΔLimit
2.565 GHz	2.570 GHz	100.000 kHz	2.56965 GHz	19.84 dBm	-10.16 dB
2.570 GHz	2.571 GHz	100.000 kHz	2.57000 GHz	-16.78 dBm	-6.78 dB
2.571 GHz	2.575 GHz	1.000 MHz	2.57148 GHz	-29.43 dBm	-19.43 dB
2.575 GHz	2.576 GHz	1.000 MHz	2.57501 GHz	-43.61 dBm	-30.61 dB
2.576 GHz	2.595 GHz	1.000 MHz	2.57844 GHz	-30.92 dBm	-5.92 dB

Date: 21.MAR.2025 01:52:17

Lowest Band Edge / Full RB

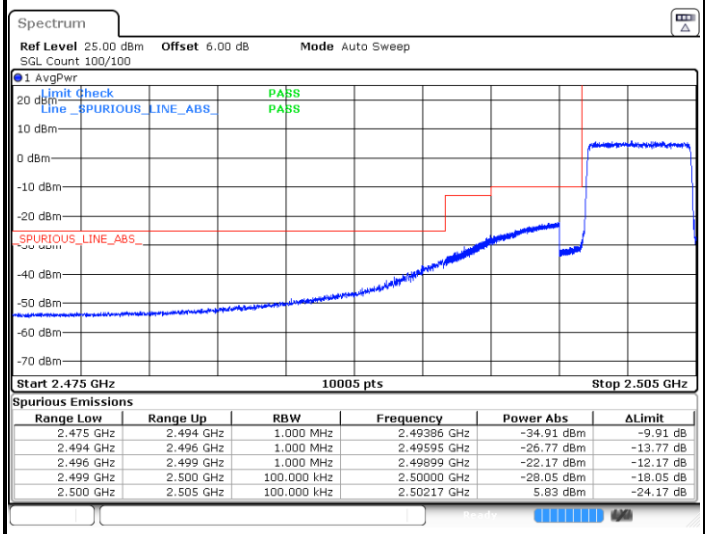

Spurious Emissions

Range Low	Range Up	RBW	Frequency	Power Abs	ΔLimit
2.475 GHz	2.494 GHz	1.000 MHz	2.49386 GHz	-34.91 dBm	-9.91 dB
2.494 GHz	2.496 GHz	1.000 MHz	2.49595 GHz	-26.77 dBm	-13.77 dB
2.496 GHz	2.499 GHz	1.000 MHz	2.49899 GHz	-22.17 dBm	-12.17 dB
2.499 GHz	2.500 GHz	100.000 kHz	2.50000 GHz	-28.05 dBm	-18.05 dB
2.500 GHz	2.505 GHz	100.000 kHz	2.50217 GHz	5.83 dBm	-24.17 dB

Date: 21.MAR.2025 01:46:24

Highest Band Edge / Full RB

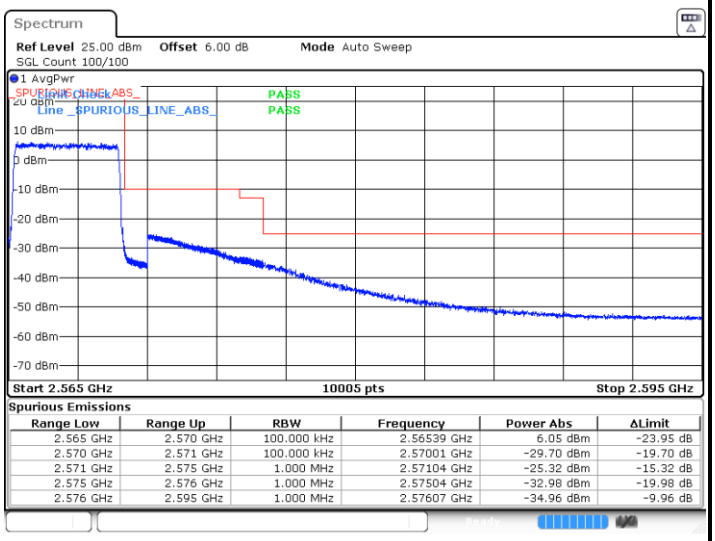

Spurious Emissions

Range Low	Range Up	RBW	Frequency	Power Abs	ΔLimit
2.565 GHz	2.570 GHz	100.000 kHz	2.56539 GHz	6.05 dBm	-23.95 dB
2.570 GHz	2.571 GHz	100.000 kHz	2.57001 GHz	-29.70 dBm	-19.70 dB
2.571 GHz	2.575 GHz	1.000 MHz	2.57104 GHz	-25.32 dBm	-15.32 dB
2.575 GHz	2.576 GHz	1.000 MHz	2.57504 GHz	-32.98 dBm	-19.98 dB
2.576 GHz	2.595 GHz	1.000 MHz	2.57607 GHz	-34.96 dBm	-9.96 dB

Date: 21.MAR.2025 01:55:31

LTE Band 7 / 5MHz / 64QAM

Lowest Band Edge / 1RB

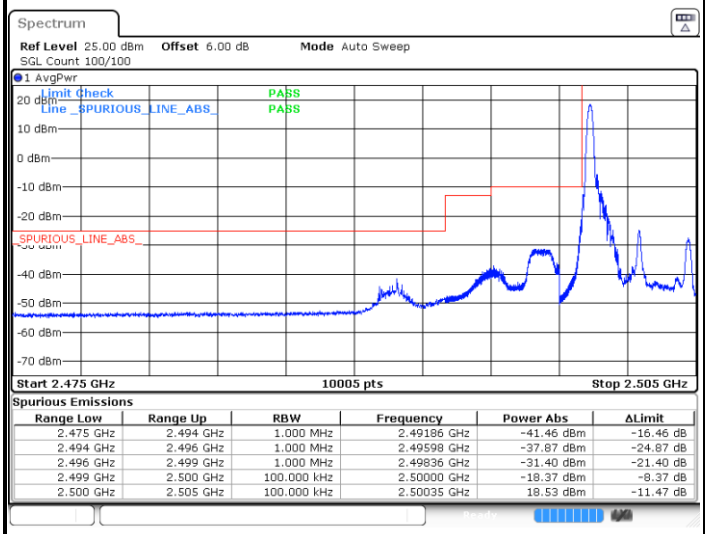

Spurious Emissions

Range Low	Range Up	RBW	Frequency	Power Abs	ΔLimit
2.475 GHz	2.494 GHz	1.000 MHz	2.49186 GHz	-41.46 dBm	-16.46 dB
2.494 GHz	2.496 GHz	1.000 MHz	2.49598 GHz	-37.87 dBm	-24.87 dB
2.496 GHz	2.499 GHz	1.000 MHz	2.49836 GHz	-31.40 dBm	-21.40 dB
2.499 GHz	2.500 GHz	100.000 kHz	2.50000 GHz	-18.37 dBm	-8.37 dB
2.500 GHz	2.505 GHz	100.000 kHz	2.50035 GHz	18.53 dBm	-11.47 dB

Date: 21.MAR.2025 01:44:13

Highest Band Edge / 1 RB

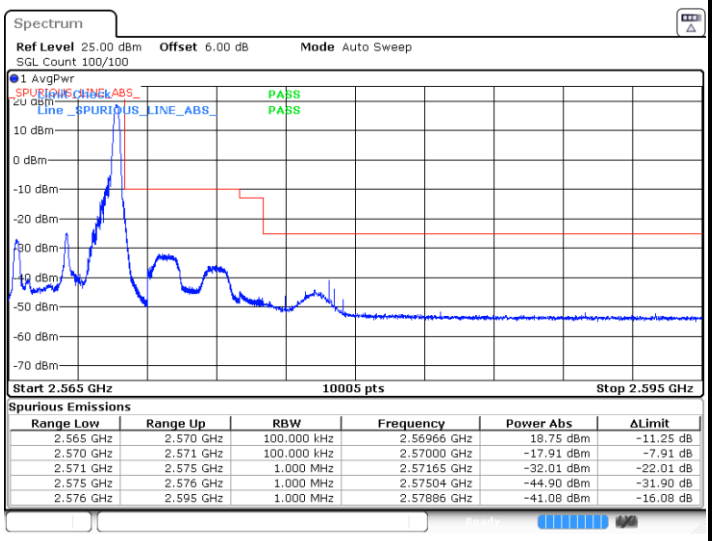

Spurious Emissions

Range Low	Range Up	RBW	Frequency	Power Abs	ΔLimit
2.565 GHz	2.570 GHz	100.000 kHz	2.56966 GHz	18.75 dBm	-11.25 dB
2.570 GHz	2.571 GHz	100.000 kHz	2.57000 GHz	-17.91 dBm	-7.91 dB
2.571 GHz	2.575 GHz	1.000 MHz	2.57165 GHz	-32.01 dBm	-22.01 dB
2.575 GHz	2.576 GHz	1.000 MHz	2.57504 GHz	-44.90 dBm	-31.90 dB
2.576 GHz	2.595 GHz	1.000 MHz	2.57886 GHz	-41.08 dBm	-16.08 dB

Date: 21.MAR.2025 01:53:21

Lowest Band Edge / Full RB

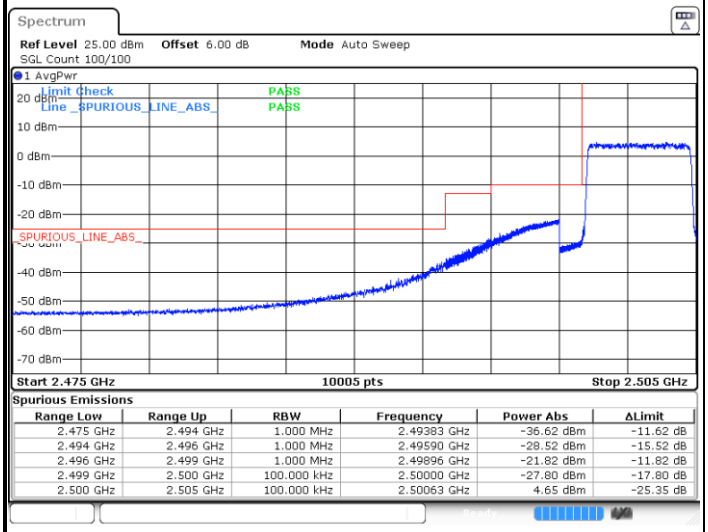

Spurious Emissions

Range Low	Range Up	RBW	Frequency	Power Abs	ΔLimit
2.475 GHz	2.494 GHz	1.000 MHz	2.49383 GHz	-36.62 dBm	-11.62 dB
2.494 GHz	2.496 GHz	1.000 MHz	2.49590 GHz	-28.52 dBm	-15.52 dB
2.496 GHz	2.499 GHz	1.000 MHz	2.49896 GHz	-21.82 dBm	-11.82 dB
2.499 GHz	2.500 GHz	100.000 kHz	2.50000 GHz	-27.80 dBm	-17.80 dB
2.500 GHz	2.505 GHz	100.000 kHz	2.50063 GHz	4.65 dBm	-25.35 dB

Date: 21.MAR.2025 01:45:18

Highest Band Edge / Full RB

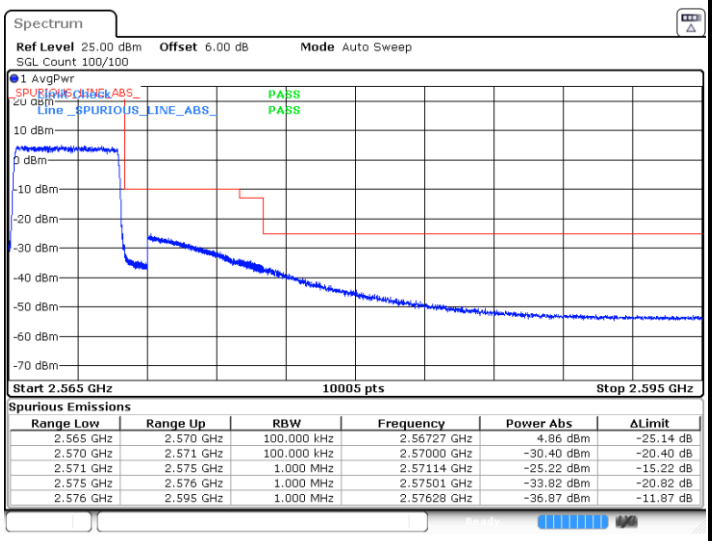

Spurious Emissions

Range Low	Range Up	RBW	Frequency	Power Abs	ΔLimit
2.565 GHz	2.570 GHz	100.000 kHz	2.56727 GHz	4.86 dBm	-25.14 dB
2.570 GHz	2.571 GHz	100.000 kHz	2.57000 GHz	-30.40 dBm	-20.40 dB
2.571 GHz	2.575 GHz	1.000 MHz	2.57114 GHz	-25.22 dBm	-15.22 dB
2.575 GHz	2.576 GHz	1.000 MHz	2.57501 GHz	-33.82 dBm	-20.82 dB
2.576 GHz	2.595 GHz	1.000 MHz	2.57628 GHz	-36.87 dBm	-11.87 dB

Date: 21.MAR.2025 01:54:26

LTE Band 7 / 10MHz / QPSK

Lowest Band Edge / 1 RB

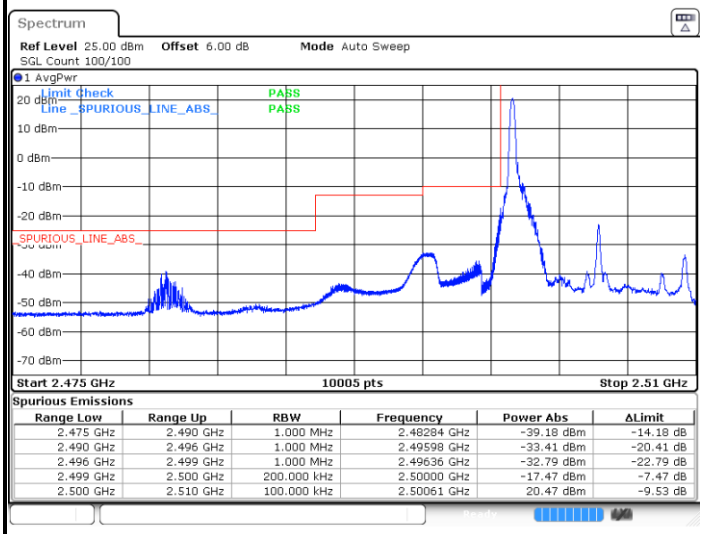

Spurious Emissions

Range Low	Range Up	RBW	Frequency	Power Abs	ΔLimit
2.475 GHz	2.490 GHz	1.000 MHz	2.48284 GHz	-39.18 dBm	-14.18 dB
2.490 GHz	2.496 GHz	1.000 MHz	2.49598 GHz	-33.41 dBm	-20.41 dB
2.496 GHz	2.499 GHz	1.000 MHz	2.49636 GHz	-32.79 dBm	-22.79 dB
2.499 GHz	2.500 GHz	200.000 kHz	2.50000 GHz	-17.47 dBm	-7.47 dB
2.500 GHz	2.510 GHz	100.000 kHz	2.50061 GHz	20.47 dBm	-9.53 dB

Date: 21.MAR.2025 01:59:01

Highest Band Edge / 1 RB

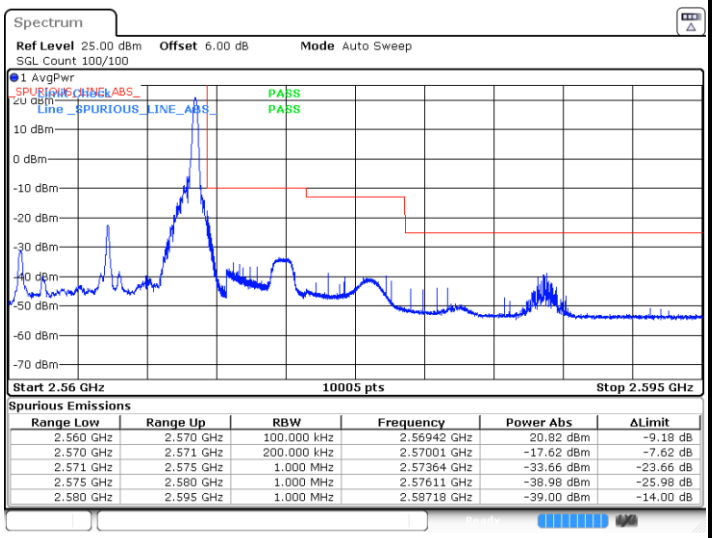

Spurious Emissions

Range Low	Range Up	RBW	Frequency	Power Abs	ΔLimit
2.560 GHz	2.570 GHz	100.000 kHz	2.56942 GHz	20.82 dBm	-9.18 dB
2.570 GHz	2.571 GHz	200.000 kHz	2.57001 GHz	-17.62 dBm	-7.62 dB
2.571 GHz	2.575 GHz	1.000 MHz	2.57364 GHz	-33.66 dBm	-23.66 dB
2.575 GHz	2.580 GHz	1.000 MHz	2.57611 GHz	-38.98 dBm	-25.98 dB
2.580 GHz	2.595 GHz	1.000 MHz	2.58718 GHz	-39.00 dBm	-14.00 dB

Date: 21.MAR.2025 02:08:08

Lowest Band Edge / Full RB

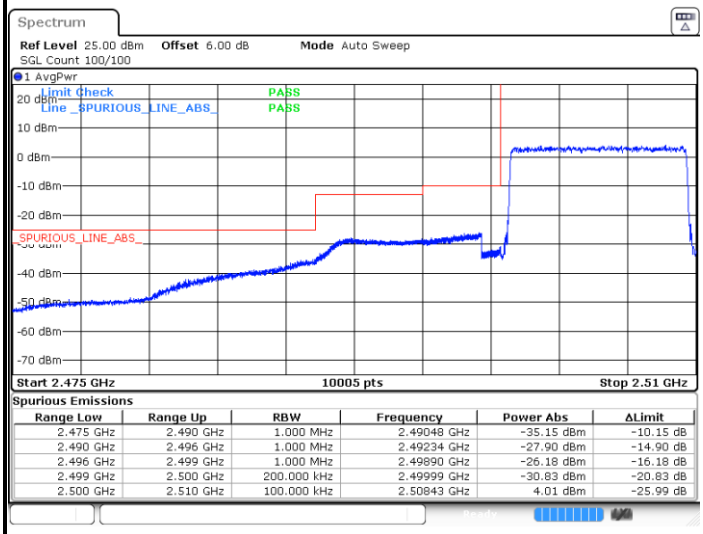

Spurious Emissions

Range Low	Range Up	RBW	Frequency	Power Abs	ΔLimit
2.475 GHz	2.490 GHz	1.000 MHz	2.49048 GHz	-35.15 dBm	-10.15 dB
2.490 GHz	2.496 GHz	1.000 MHz	2.49234 GHz	-27.90 dBm	-14.90 dB
2.496 GHz	2.499 GHz	1.000 MHz	2.49890 GHz	-26.18 dBm	-16.18 dB
2.499 GHz	2.500 GHz	200.000 kHz	2.49999 GHz	-30.83 dBm	-20.83 dB
2.500 GHz	2.510 GHz	100.000 kHz	2.50843 GHz	4.01 dBm	-25.99 dB

Date: 21.MAR.2025 02:04:25

Highest Band Edge / Full RB

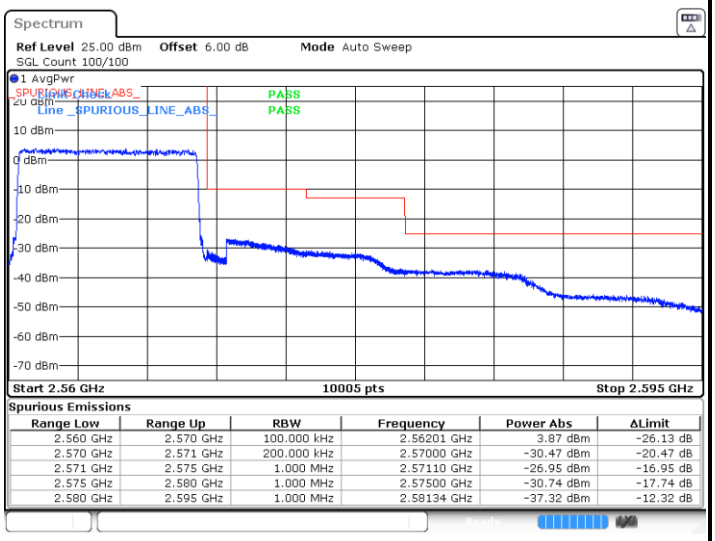

Spurious Emissions

Range Low	Range Up	RBW	Frequency	Power Abs	ΔLimit
2.560 GHz	2.570 GHz	100.000 kHz	2.56201 GHz	3.87 dBm	-26.13 dB
2.570 GHz	2.571 GHz	200.000 kHz	2.57000 GHz	-30.47 dBm	-20.47 dB
2.571 GHz	2.575 GHz	1.000 MHz	2.57110 GHz	-26.95 dBm	-16.95 dB
2.575 GHz	2.580 GHz	1.000 MHz	2.57500 GHz	-30.74 dBm	-17.74 dB
2.580 GHz	2.595 GHz	1.000 MHz	2.58134 GHz	-37.32 dBm	-12.32 dB

Date: 21.MAR.2025 02:13:32

LTE Band 7 / 10MHz / 16QAM

Lowest Band Edge / 1 RB

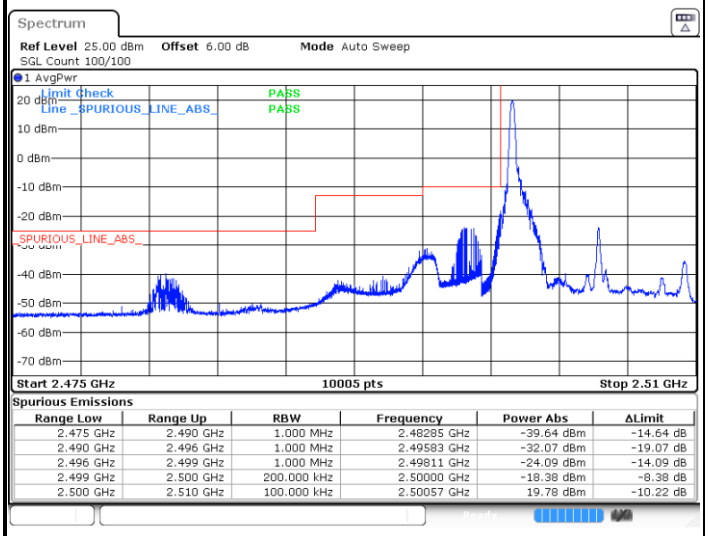

Spurious Emissions

Range Low	Range Up	RBW	Frequency	Power Abs	ΔLimit
2.475 GHz	2.490 GHz	1.000 MHz	2.48285 GHz	-39.64 dBm	-14.64 dB
2.490 GHz	2.496 GHz	1.000 MHz	2.49583 GHz	-32.07 dBm	-19.07 dB
2.496 GHz	2.499 GHz	1.000 MHz	2.49811 GHz	-24.09 dBm	-14.09 dB
2.499 GHz	2.500 GHz	200.000 kHz	2.50000 GHz	-18.38 dBm	-8.38 dB
2.500 GHz	2.510 GHz	100.000 kHz	2.50057 GHz	19.78 dBm	-10.22 dB

Date: 21.MAR.2025 02:00:05

Highest Band Edge / 1 RB

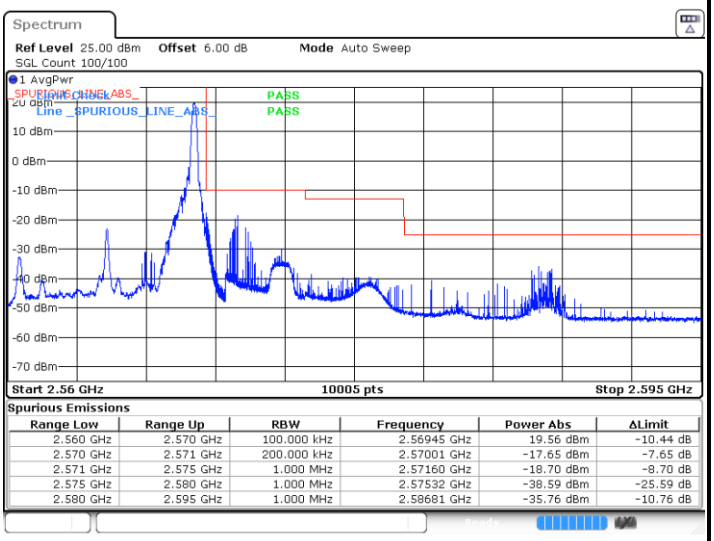

Spurious Emissions

Range Low	Range Up	RBW	Frequency	Power Abs	ΔLimit
2.560 GHz	2.570 GHz	100.000 kHz	2.56945 GHz	19.56 dBm	-10.44 dB
2.570 GHz	2.571 GHz	200.000 kHz	2.57001 GHz	-17.65 dBm	-7.65 dB
2.571 GHz	2.575 GHz	1.000 MHz	2.57160 GHz	-18.70 dBm	-8.70 dB
2.575 GHz	2.580 GHz	1.000 MHz	2.57532 GHz	-38.59 dBm	-25.59 dB
2.580 GHz	2.595 GHz	1.000 MHz	2.58681 GHz	-35.76 dBm	-10.76 dB

Date: 21.MAR.2025 02:09:13

Lowest Band Edge / Full RB

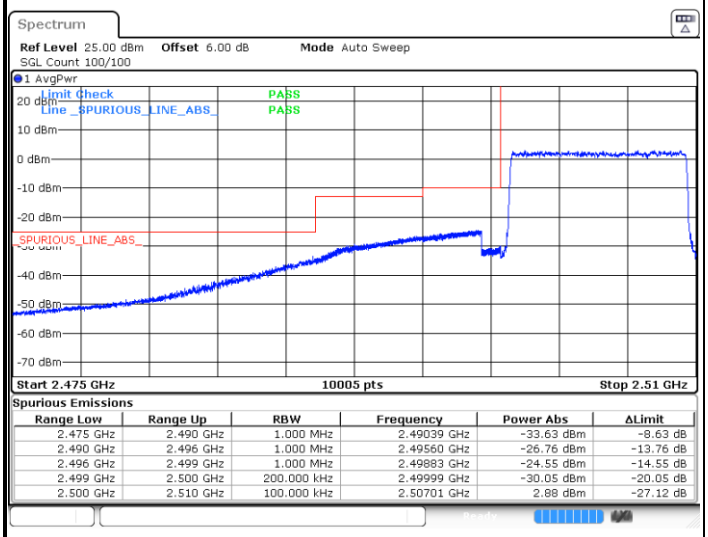

Spurious Emissions

Range Low	Range Up	RBW	Frequency	Power Abs	ΔLimit
2.475 GHz	2.490 GHz	1.000 MHz	2.49039 GHz	-33.63 dBm	-8.63 dB
2.490 GHz	2.496 GHz	1.000 MHz	2.49560 GHz	-26.76 dBm	-13.76 dB
2.496 GHz	2.499 GHz	1.000 MHz	2.49883 GHz	-24.55 dBm	-14.55 dB
2.499 GHz	2.500 GHz	200.000 kHz	2.49999 GHz	-30.05 dBm	-20.05 dB
2.500 GHz	2.510 GHz	100.000 kHz	2.50701 GHz	2.88 dBm	-27.12 dB

Date: 21.MAR.2025 02:03:20

Highest Band Edge / Full RB

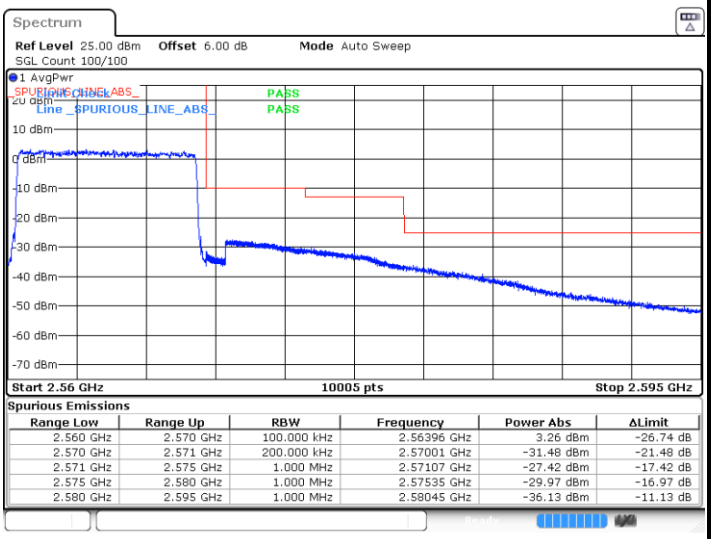

Spurious Emissions

Range Low	Range Up	RBW	Frequency	Power Abs	ΔLimit
2.560 GHz	2.570 GHz	100.000 kHz	2.56396 GHz	3.26 dBm	-26.74 dB
2.570 GHz	2.571 GHz	200.000 kHz	2.57001 GHz	-31.48 dBm	-21.48 dB
2.571 GHz	2.575 GHz	1.000 MHz	2.57107 GHz	-27.42 dBm	-17.42 dB
2.575 GHz	2.580 GHz	1.000 MHz	2.57535 GHz	-29.97 dBm	-16.97 dB
2.580 GHz	2.595 GHz	1.000 MHz	2.58045 GHz	-36.13 dBm	-11.13 dB

Date: 21.MAR.2025 02:12:28

LTE Band 7 / 10MHz / 64QAM

Lowest Band Edge / 1 RB

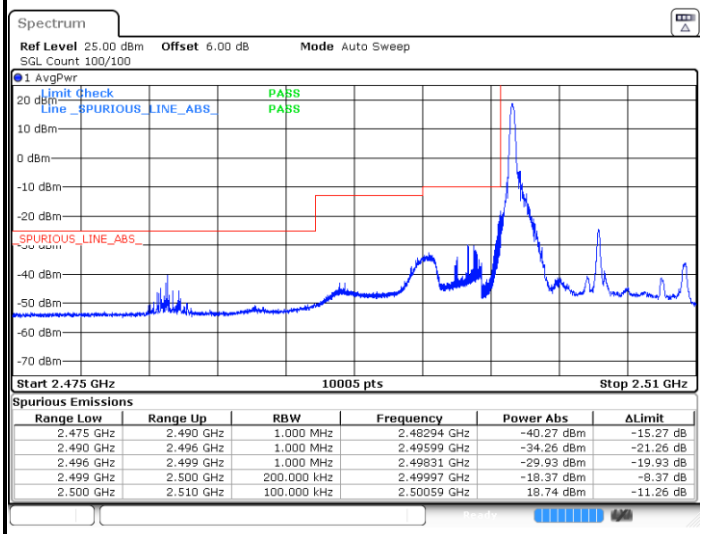

Spurious Emissions

Range Low	Range Up	RBW	Frequency	Power Abs	ΔLimit
2.475 GHz	2.490 GHz	1.000 MHz	2.48294 GHz	-40.27 dBm	-15.27 dB
2.490 GHz	2.496 GHz	1.000 MHz	2.49599 GHz	-34.26 dBm	-21.26 dB
2.496 GHz	2.499 GHz	1.000 MHz	2.49831 GHz	-29.93 dBm	-19.93 dB
2.499 GHz	2.500 GHz	200.000 kHz	2.49997 GHz	-18.37 dBm	-8.37 dB
2.500 GHz	2.510 GHz	100.000 kHz	2.50059 GHz	18.74 dBm	-11.26 dB

Date: 21.MAR.2025 02:01:10

Highest Band Edge / 1 RB

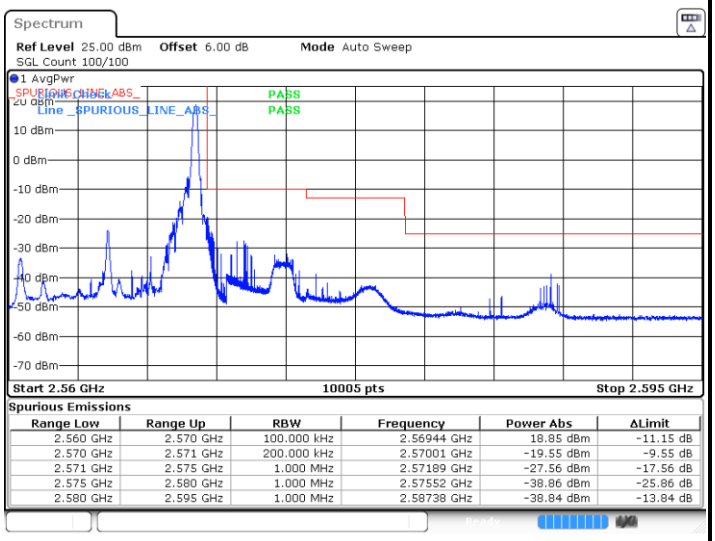

Spurious Emissions

Range Low	Range Up	RBW	Frequency	Power Abs	ΔLimit
2.560 GHz	2.570 GHz	100.000 kHz	2.56944 GHz	18.85 dBm	-11.15 dB
2.570 GHz	2.571 GHz	200.000 kHz	2.57001 GHz	-19.55 dBm	-9.55 dB
2.571 GHz	2.575 GHz	1.000 MHz	2.57189 GHz	-27.56 dBm	-17.56 dB
2.575 GHz	2.580 GHz	1.000 MHz	2.57552 GHz	-38.86 dBm	-25.86 dB
2.580 GHz	2.595 GHz	1.000 MHz	2.58738 GHz	-38.84 dBm	-13.84 dB

Date: 21.MAR.2025 02:10:18

Lowest Band Edge / Full RB

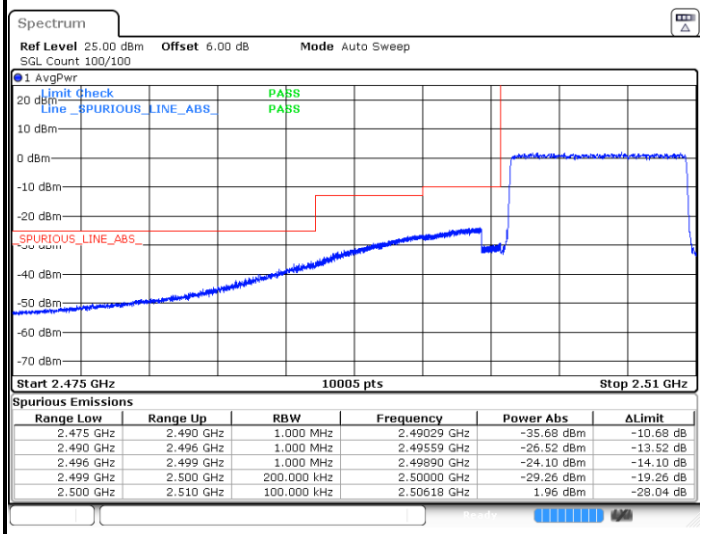

Spurious Emissions

Range Low	Range Up	RBW	Frequency	Power Abs	ΔLimit
2.475 GHz	2.490 GHz	1.000 MHz	2.49029 GHz	-35.68 dBm	-10.68 dB
2.490 GHz	2.496 GHz	1.000 MHz	2.49559 GHz	-26.52 dBm	-13.52 dB
2.496 GHz	2.499 GHz	1.000 MHz	2.49890 GHz	-24.10 dBm	-14.10 dB
2.499 GHz	2.500 GHz	200.000 kHz	2.50000 GHz	-29.26 dBm	-19.26 dB
2.500 GHz	2.510 GHz	100.000 kHz	2.50618 GHz	1.96 dBm	-28.04 dB

Date: 21.MAR.2025 02:02:15

Highest Band Edge / Full RB

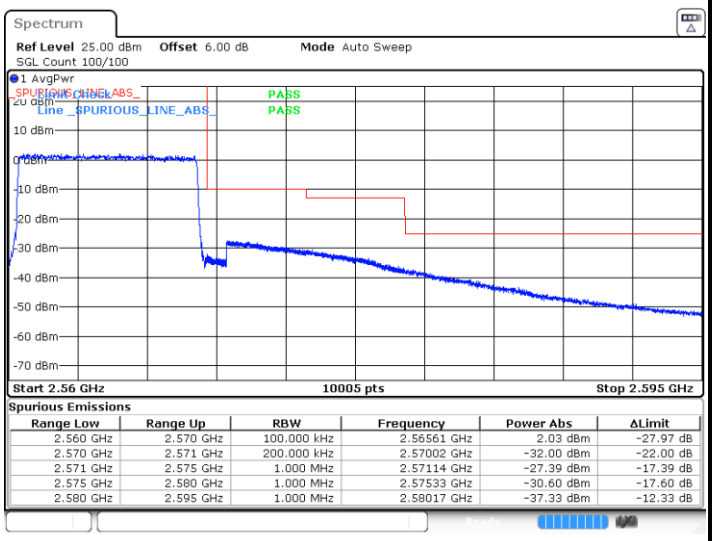

Spurious Emissions

Range Low	Range Up	RBW	Frequency	Power Abs	ΔLimit
2.560 GHz	2.570 GHz	100.000 kHz	2.56561 GHz	2.03 dBm	-27.97 dB
2.570 GHz	2.571 GHz	200.000 kHz	2.57002 GHz	-32.00 dBm	-22.00 dB
2.571 GHz	2.575 GHz	1.000 MHz	2.57114 GHz	-27.39 dBm	-17.39 dB
2.575 GHz	2.580 GHz	1.000 MHz	2.57533 GHz	-30.60 dBm	-17.60 dB
2.580 GHz	2.595 GHz	1.000 MHz	2.58017 GHz	-37.33 dBm	-12.33 dB

Date: 21.MAR.2025 02:11:23

LTE Band 7 / 15MHz / QPSK

Lowest Band Edge / 1 RB

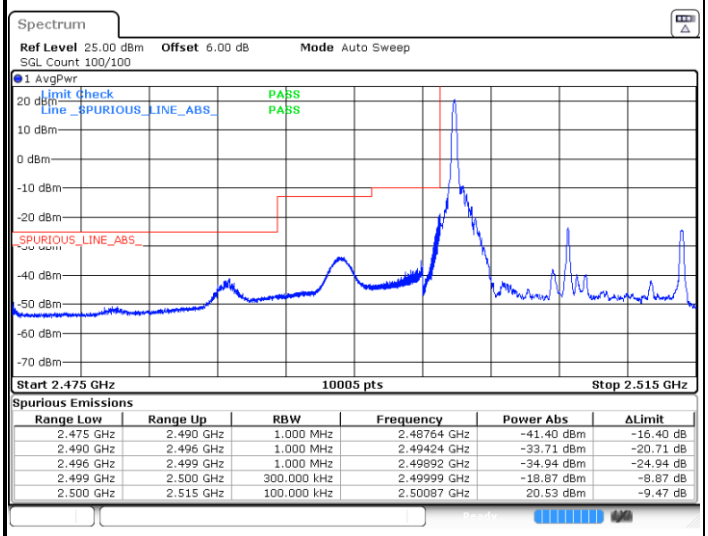

Spurious Emissions

Range Low	Range Up	RBW	Frequency	Power Abs	ΔLimit
2.475 GHz	2.490 GHz	1.000 MHz	2.48764 GHz	-41.40 dBm	-16.40 dB
2.490 GHz	2.496 GHz	1.000 MHz	2.49424 GHz	-33.71 dBm	-20.71 dB
2.496 GHz	2.499 GHz	1.000 MHz	2.49892 GHz	-34.94 dBm	-24.94 dB
2.499 GHz	2.500 GHz	300.000 kHz	2.49999 GHz	-18.87 dBm	-8.87 dB
2.500 GHz	2.515 GHz	100.000 kHz	2.50087 GHz	20.53 dBm	-9.47 dB

Date: 21.MAR.2025 02:15:57

Highest Band Edge / 1 RB

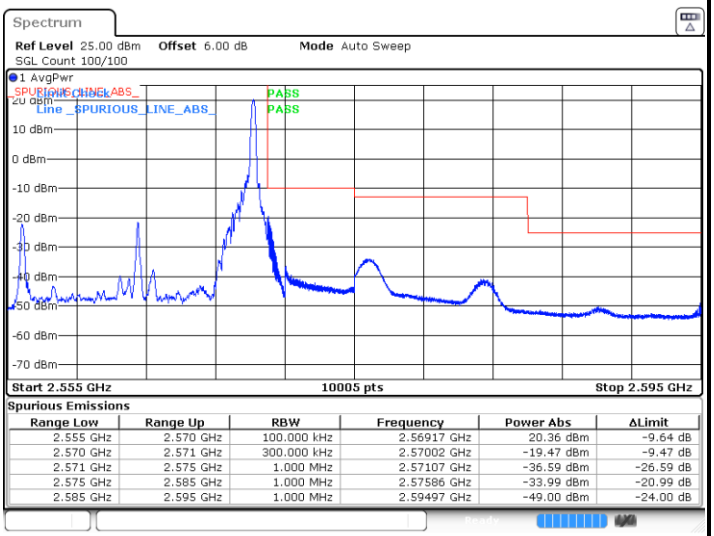

Spurious Emissions

Range Low	Range Up	RBW	Frequency	Power Abs	ΔLimit
2.555 GHz	2.570 GHz	100.000 kHz	2.56917 GHz	20.36 dBm	-9.64 dB
2.570 GHz	2.571 GHz	300.000 kHz	2.57002 GHz	-19.47 dBm	-9.47 dB
2.571 GHz	2.575 GHz	1.000 MHz	2.57107 GHz	-36.59 dBm	-26.59 dB
2.575 GHz	2.585 GHz	1.000 MHz	2.57586 GHz	-33.99 dBm	-20.99 dB
2.585 GHz	2.595 GHz	1.000 MHz	2.59497 GHz	-49.00 dBm	-24.00 dB

Date: 21.MAR.2025 02:25:06

Lowest Band Edge / Full RB

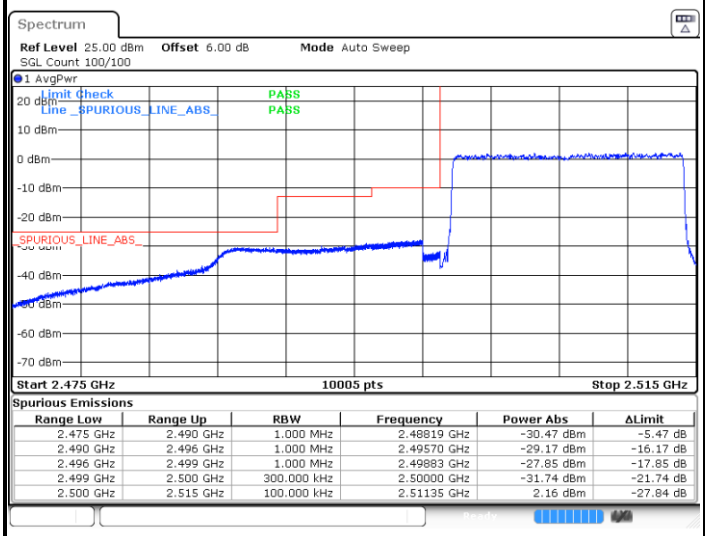

Spurious Emissions

Range Low	Range Up	RBW	Frequency	Power Abs	ΔLimit
2.475 GHz	2.490 GHz	1.000 MHz	2.48819 GHz	-30.47 dBm	-5.47 dB
2.490 GHz	2.496 GHz	1.000 MHz	2.49570 GHz	-29.17 dBm	-16.17 dB
2.496 GHz	2.499 GHz	1.000 MHz	2.49883 GHz	-27.85 dBm	-17.85 dB
2.499 GHz	2.500 GHz	300.000 kHz	2.50000 GHz	-31.74 dBm	-21.74 dB
2.500 GHz	2.515 GHz	100.000 kHz	2.51135 GHz	2.16 dBm	-27.84 dB

Date: 21.MAR.2025 02:21:23

Highest Band Edge / Full RB

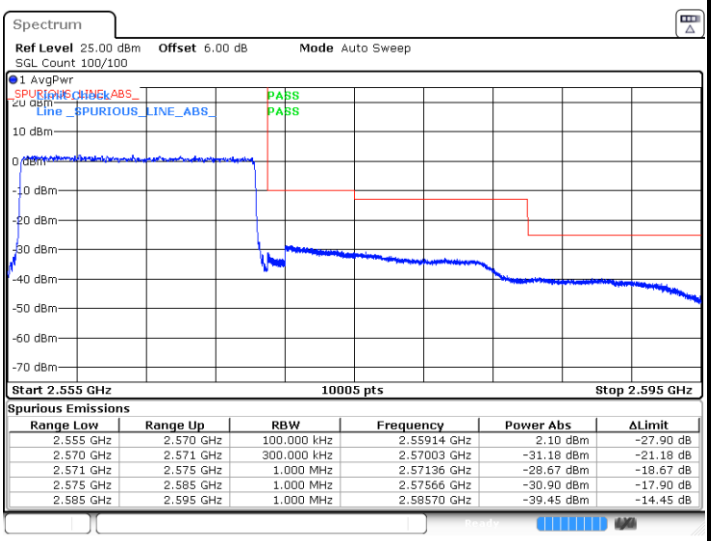

Spurious Emissions

Range Low	Range Up	RBW	Frequency	Power Abs	ΔLimit
2.555 GHz	2.570 GHz	100.000 kHz	2.55914 GHz	2.10 dBm	-27.90 dB
2.570 GHz	2.571 GHz	300.000 kHz	2.57003 GHz	-31.18 dBm	-21.18 dB
2.571 GHz	2.575 GHz	1.000 MHz	2.57136 GHz	-28.67 dBm	-18.67 dB
2.575 GHz	2.585 GHz	1.000 MHz	2.57566 GHz	-30.90 dBm	-17.90 dB
2.585 GHz	2.595 GHz	1.000 MHz	2.58570 GHz	-39.45 dBm	-14.45 dB

Date: 21.MAR.2025 02:30:30

LTE Band 7 / 15MHz / 16QAM

Lowest Band Edge / 1 RB

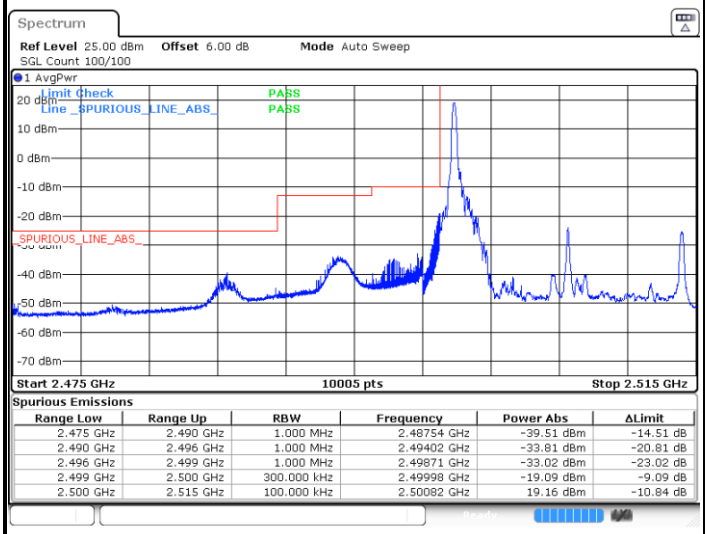

Spurious Emissions

Range Low	Range Up	RBW	Frequency	Power Abs	ΔLimit
2.475 GHz	2.490 GHz	1.000 MHz	2.48754 GHz	-39.51 dBm	-14.51 dB
2.490 GHz	2.496 GHz	1.000 MHz	2.49402 GHz	-33.81 dBm	-20.81 dB
2.496 GHz	2.499 GHz	1.000 MHz	2.49871 GHz	-33.02 dBm	-23.02 dB
2.499 GHz	2.500 GHz	300.000 kHz	2.49998 GHz	-19.09 dBm	-9.09 dB
2.500 GHz	2.515 GHz	100.000 kHz	2.50082 GHz	19.16 dBm	-10.84 dB

Date: 21.MAR.2025 02:17:02

Highest Band Edge / 1 RB

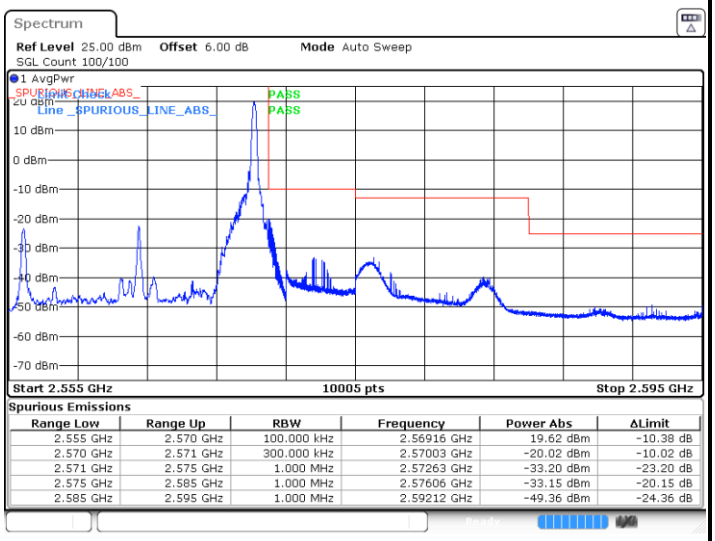

Spurious Emissions

Range Low	Range Up	RBW	Frequency	Power Abs	ΔLimit
2.555 GHz	2.570 GHz	100.000 kHz	2.56916 GHz	19.62 dBm	-10.38 dB
2.570 GHz	2.571 GHz	300.000 kHz	2.57003 GHz	-20.02 dBm	-10.02 dB
2.571 GHz	2.575 GHz	1.000 MHz	2.57263 GHz	-33.20 dBm	-23.20 dB
2.575 GHz	2.585 GHz	1.000 MHz	2.57606 GHz	-33.15 dBm	-20.15 dB
2.585 GHz	2.595 GHz	1.000 MHz	2.59212 GHz	-49.36 dBm	-24.36 dB

Date: 21.MAR.2025 02:26:10

Lowest Band Edge / Full RB

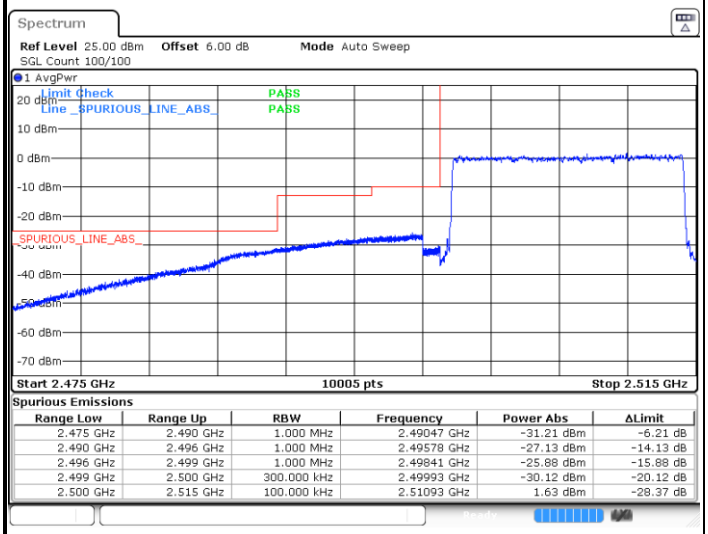

Spurious Emissions

Range Low	Range Up	RBW	Frequency	Power Abs	ΔLimit
2.475 GHz	2.490 GHz	1.000 MHz	2.49047 GHz	-31.21 dBm	-6.21 dB
2.490 GHz	2.496 GHz	1.000 MHz	2.49578 GHz	-27.13 dBm	-14.13 dB
2.496 GHz	2.499 GHz	1.000 MHz	2.49841 GHz	-25.88 dBm	-15.88 dB
2.499 GHz	2.500 GHz	300.000 kHz	2.49993 GHz	-30.12 dBm	-20.12 dB
2.500 GHz	2.515 GHz	100.000 kHz	2.51093 GHz	1.63 dBm	-28.37 dB

Date: 21.MAR.2025 02:20:18

Highest Band Edge / Full RB

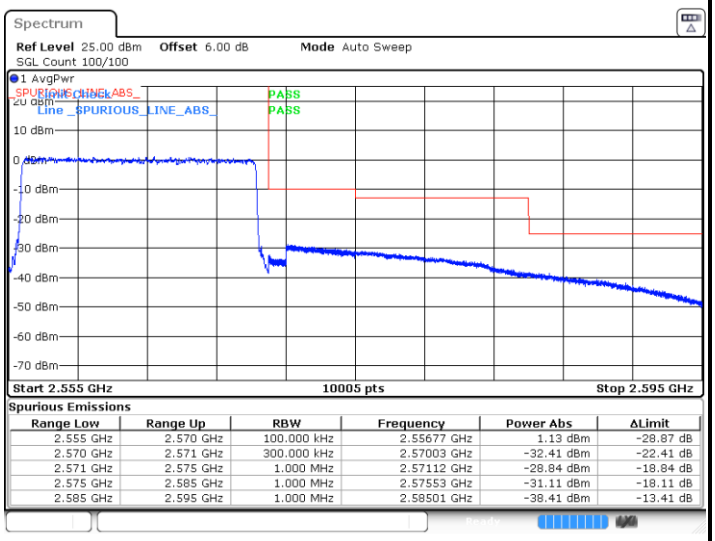

Spurious Emissions

Range Low	Range Up	RBW	Frequency	Power Abs	ΔLimit
2.555 GHz	2.570 GHz	100.000 kHz	2.55677 GHz	1.13 dBm	-28.87 dB
2.570 GHz	2.571 GHz	300.000 kHz	2.57003 GHz	-32.41 dBm	-22.41 dB
2.571 GHz	2.575 GHz	1.000 MHz	2.57112 GHz	-28.84 dBm	-18.84 dB
2.575 GHz	2.585 GHz	1.000 MHz	2.57553 GHz	-31.11 dBm	-18.11 dB
2.585 GHz	2.595 GHz	1.000 MHz	2.58501 GHz	-38.41 dBm	-13.41 dB

Date: 21.MAR.2025 02:29:25

LTE Band 7 / 15MHz / 64QAM

Lowest Band Edge / 1 RB

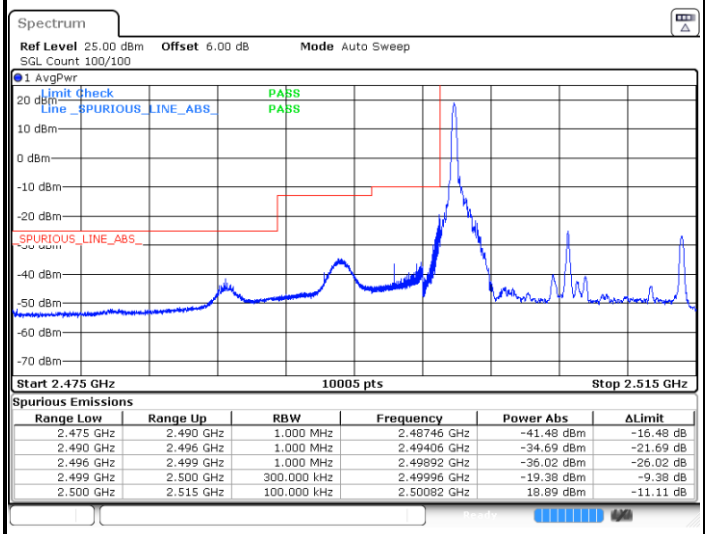

Spurious Emissions

Range Low	Range Up	RBW	Frequency	Power Abs	ΔLimit
2.475 GHz	2.490 GHz	1.000 MHz	2.48746 GHz	-41.48 dBm	-16.48 dB
2.490 GHz	2.496 GHz	1.000 MHz	2.49406 GHz	-34.69 dBm	-21.69 dB
2.496 GHz	2.499 GHz	1.000 MHz	2.49892 GHz	-36.02 dBm	-26.02 dB
2.499 GHz	2.500 GHz	300.000 kHz	2.49996 GHz	-19.38 dBm	-9.38 dB
2.500 GHz	2.515 GHz	100.000 kHz	2.50082 GHz	18.89 dBm	-11.11 dB

Date: 21.MAR.2025 02:18:08

Highest Band Edge / 1 RB

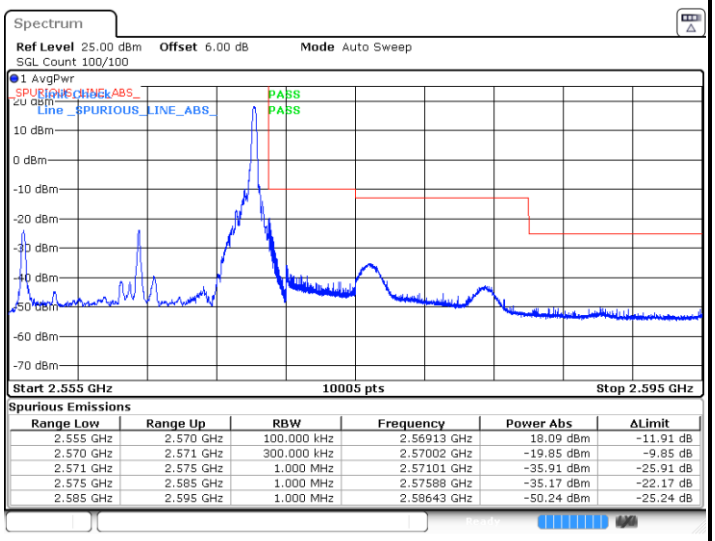

Spurious Emissions

Range Low	Range Up	RBW	Frequency	Power Abs	ΔLimit
2.555 GHz	2.570 GHz	100.000 kHz	2.56913 GHz	18.09 dBm	-11.91 dB
2.570 GHz	2.571 GHz	300.000 kHz	2.57002 GHz	-19.85 dBm	-9.85 dB
2.571 GHz	2.575 GHz	1.000 MHz	2.57101 GHz	-35.91 dBm	-25.91 dB
2.575 GHz	2.585 GHz	1.000 MHz	2.57588 GHz	-35.17 dBm	-22.17 dB
2.585 GHz	2.595 GHz	1.000 MHz	2.58643 GHz	-50.24 dBm	-25.24 dB

Date: 21.MAR.2025 02:27:15

Lowest Band Edge / Full RB

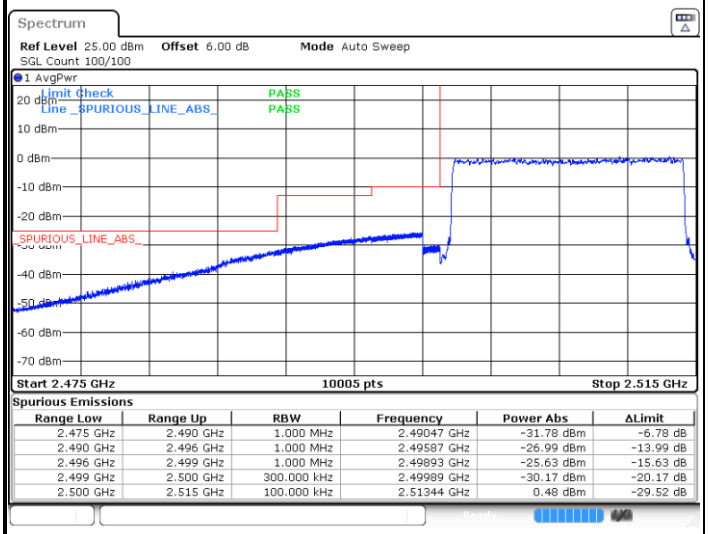

Spurious Emissions

Range Low	Range Up	RBW	Frequency	Power Abs	ΔLimit
2.475 GHz	2.490 GHz	1.000 MHz	2.49047 GHz	-31.78 dBm	-6.78 dB
2.490 GHz	2.496 GHz	1.000 MHz	2.49587 GHz	-26.99 dBm	-13.99 dB
2.496 GHz	2.499 GHz	1.000 MHz	2.49893 GHz	-25.63 dBm	-15.63 dB
2.499 GHz	2.500 GHz	300.000 kHz	2.49989 GHz	-30.17 dBm	-20.17 dB
2.500 GHz	2.515 GHz	100.000 kHz	2.51344 GHz	0.48 dBm	-29.52 dB

Date: 21.MAR.2025 02:19:13

Highest Band Edge / Full RB

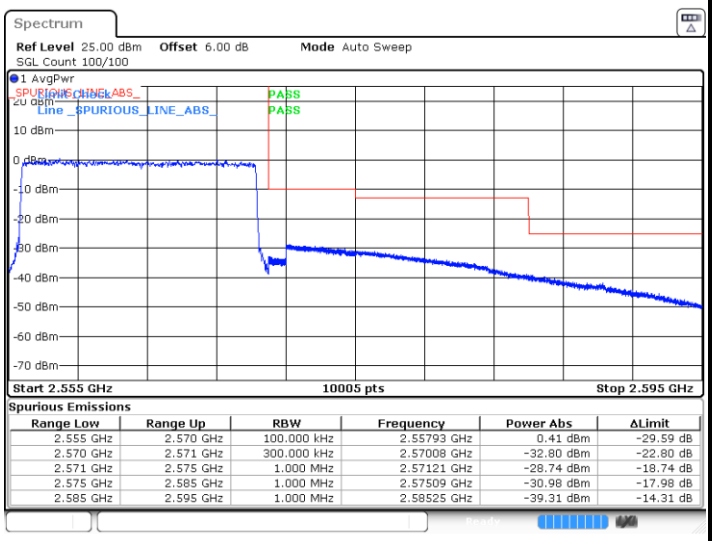

Spurious Emissions

Range Low	Range Up	RBW	Frequency	Power Abs	ΔLimit
2.555 GHz	2.570 GHz	100.000 kHz	2.55793 GHz	0.41 dBm	-29.59 dB
2.570 GHz	2.571 GHz	300.000 kHz	2.57008 GHz	-32.80 dBm	-22.80 dB
2.571 GHz	2.575 GHz	1.000 MHz	2.57121 GHz	-28.74 dBm	-18.74 dB
2.575 GHz	2.585 GHz	1.000 MHz	2.57509 GHz	-30.98 dBm	-17.98 dB
2.585 GHz	2.595 GHz	1.000 MHz	2.58525 GHz	-39.31 dBm	-14.31 dB

Date: 21.MAR.2025 02:28:20

LTE Band 7 / 20MHz / QPSK

Lowest Band Edge / 1 RB

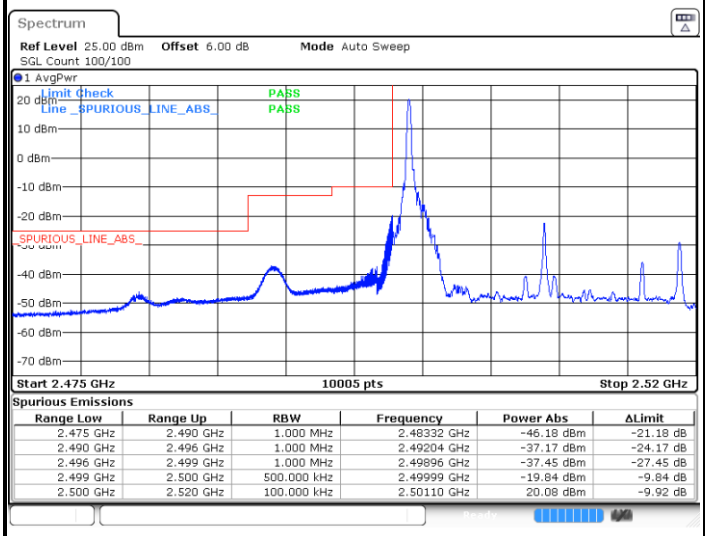

Spurious Emissions

Range Low	Range Up	RBW	Frequency	Power Abs	ΔLimit
2.475 GHz	2.490 GHz	1.000 MHz	2.48332 GHz	-46.18 dBm	-21.18 dB
2.490 GHz	2.496 GHz	1.000 MHz	2.49204 GHz	-37.17 dBm	-24.17 dB
2.496 GHz	2.499 GHz	1.000 MHz	2.49896 GHz	-37.45 dBm	-27.45 dB
2.499 GHz	2.500 GHz	500.000 kHz	2.49999 GHz	-19.84 dBm	-9.84 dB
2.500 GHz	2.520 GHz	100.000 kHz	2.50110 GHz	20.08 dBm	-9.92 dB

Date: 21.MAR.2025 02:32:55

Highest Band Edge / 1 RB

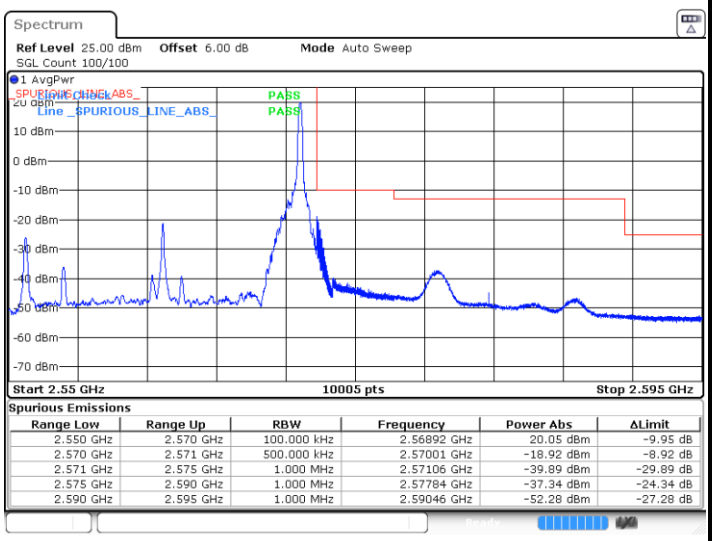

Spurious Emissions

Range Low	Range Up	RBW	Frequency	Power Abs	ΔLimit
2.550 GHz	2.570 GHz	100.000 kHz	2.56892 GHz	20.05 dBm	-9.95 dB
2.570 GHz	2.571 GHz	500.000 kHz	2.57001 GHz	-18.92 dBm	-8.92 dB
2.571 GHz	2.575 GHz	1.000 MHz	2.57106 GHz	-39.89 dBm	-29.89 dB
2.575 GHz	2.590 GHz	1.000 MHz	2.57784 GHz	-37.34 dBm	-24.34 dB
2.590 GHz	2.595 GHz	1.000 MHz	2.59046 GHz	-52.28 dBm	-27.28 dB

Date: 21.MAR.2025 02:50:25

Lowest Band Edge / Full RB

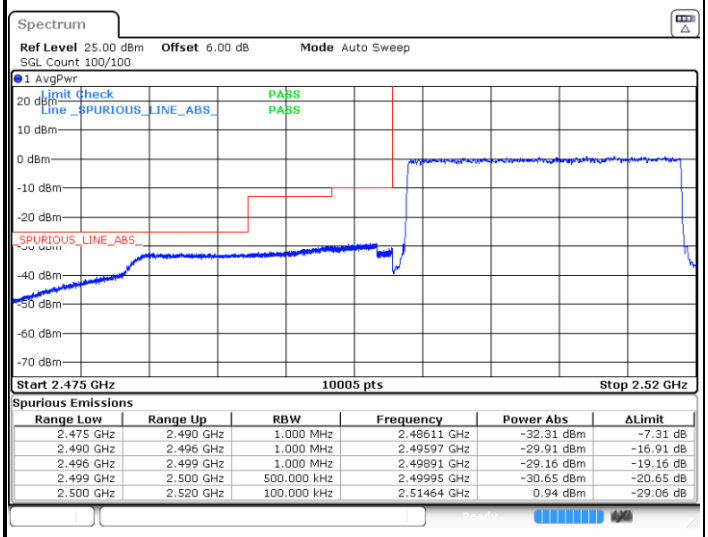

Spurious Emissions

Range Low	Range Up	RBW	Frequency	Power Abs	ΔLimit
2.475 GHz	2.490 GHz	1.000 MHz	2.48611 GHz	-32.31 dBm	-7.31 dB
2.490 GHz	2.496 GHz	1.000 MHz	2.49597 GHz	-29.91 dBm	-16.91 dB
2.496 GHz	2.499 GHz	1.000 MHz	2.49891 GHz	-29.16 dBm	-19.16 dB
2.499 GHz	2.500 GHz	500.000 kHz	2.49995 GHz	-30.65 dBm	-20.65 dB
2.500 GHz	2.520 GHz	100.000 kHz	2.51464 GHz	0.94 dBm	-29.06 dB

Date: 21.MAR.2025 02:38:21

Highest Band Edge / Full RB

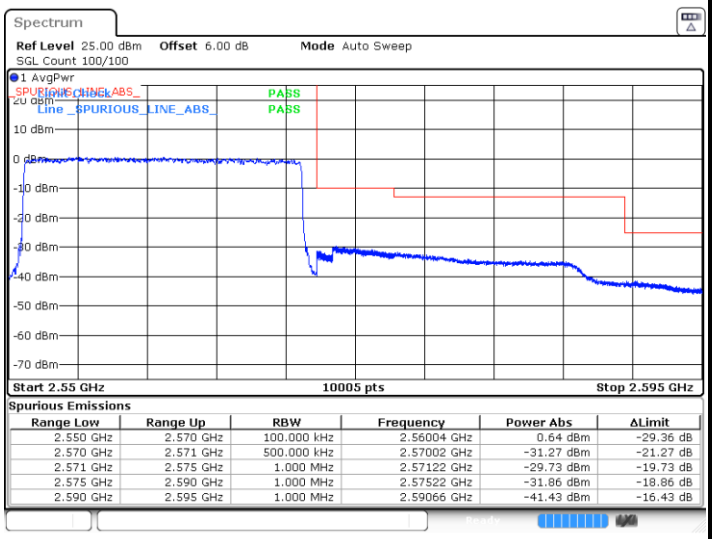

Spurious Emissions

Range Low	Range Up	RBW	Frequency	Power Abs	ΔLimit
2.550 GHz	2.570 GHz	100.000 kHz	2.56004 GHz	0.64 dBm	-29.36 dB
2.570 GHz	2.571 GHz	500.000 kHz	2.57002 GHz	-31.27 dBm	-21.27 dB
2.571 GHz	2.575 GHz	1.000 MHz	2.57122 GHz	-29.73 dBm	-19.73 dB
2.575 GHz	2.590 GHz	1.000 MHz	2.57522 GHz	-31.86 dBm	-18.86 dB
2.590 GHz	2.595 GHz	1.000 MHz	2.59066 GHz	-41.43 dBm	-16.43 dB

Date: 21.MAR.2025 02:54:34

LTE Band 7 / 20MHz / 16QAM

Lowest Band Edge / 1 RB

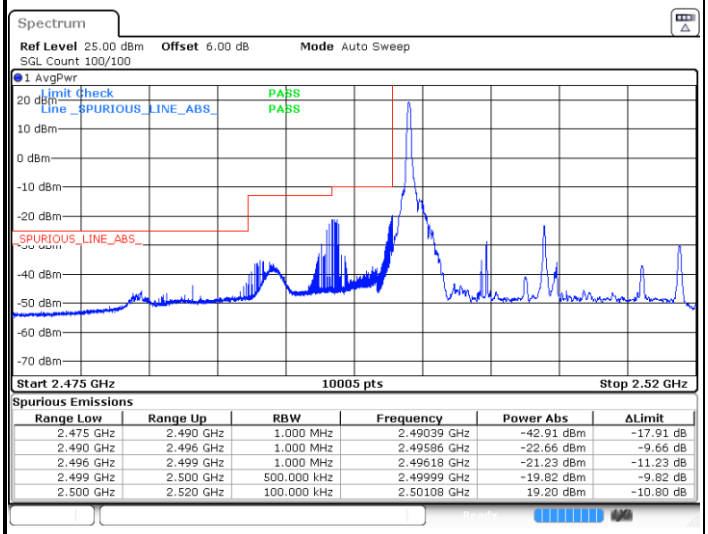

Spurious Emissions

Range Low	Range Up	RBW	Frequency	Power Abs	ΔLimit
2.475 GHz	2.490 GHz	1.000 MHz	2.49039 GHz	-42.91 dBm	-17.91 dB
2.490 GHz	2.496 GHz	1.000 MHz	2.49586 GHz	-22.66 dBm	-9.66 dB
2.496 GHz	2.499 GHz	1.000 MHz	2.49618 GHz	-21.23 dBm	-11.23 dB
2.499 GHz	2.500 GHz	500.000 kHz	2.49999 GHz	-19.82 dBm	-9.82 dB
2.500 GHz	2.520 GHz	100.000 kHz	2.50108 GHz	19.20 dBm	-10.80 dB

Date: 21.MAR.2025 02:34:00

Highest Band Edge / 1 RB

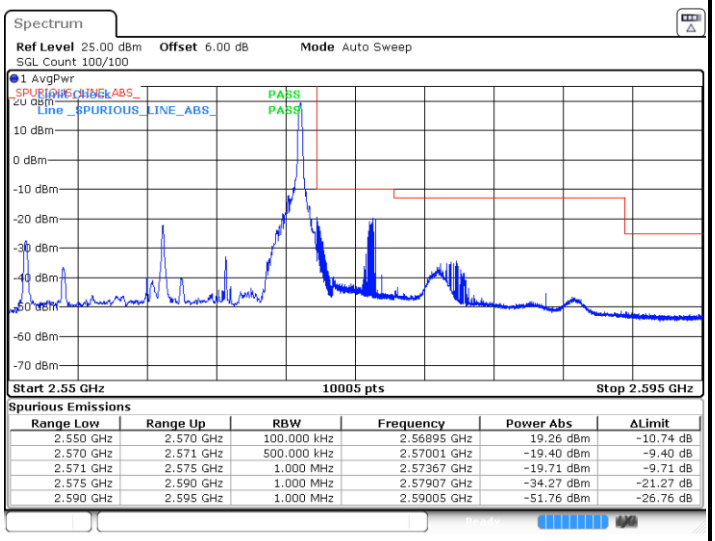

Spurious Emissions

Range Low	Range Up	RBW	Frequency	Power Abs	ΔLimit
2.550 GHz	2.570 GHz	100.000 kHz	2.56895 GHz	19.26 dBm	-10.74 dB
2.570 GHz	2.571 GHz	500.000 kHz	2.57001 GHz	-19.40 dBm	-9.40 dB
2.571 GHz	2.575 GHz	1.000 MHz	2.57367 GHz	-19.71 dBm	-9.71 dB
2.575 GHz	2.590 GHz	1.000 MHz	2.57907 GHz	-34.27 dBm	-21.27 dB
2.590 GHz	2.595 GHz	1.000 MHz	2.59005 GHz	-51.76 dBm	-26.76 dB

Date: 21.MAR.2025 02:51:29

Lowest Band Edge / Full RB

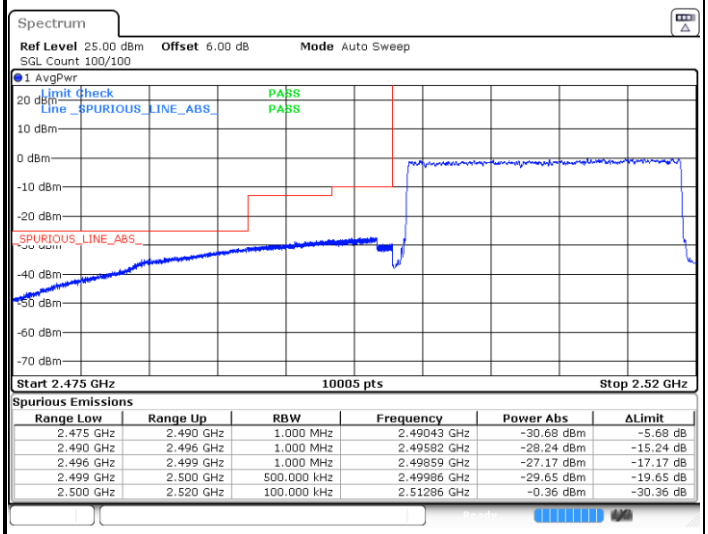

Spurious Emissions

Range Low	Range Up	RBW	Frequency	Power Abs	ΔLimit
2.475 GHz	2.490 GHz	1.000 MHz	2.49043 GHz	-30.68 dBm	-5.68 dB
2.490 GHz	2.496 GHz	1.000 MHz	2.49582 GHz	-28.24 dBm	-15.24 dB
2.496 GHz	2.499 GHz	1.000 MHz	2.49859 GHz	-27.17 dBm	-17.17 dB
2.499 GHz	2.500 GHz	500.000 kHz	2.49986 GHz	-29.65 dBm	-19.65 dB
2.500 GHz	2.520 GHz	100.000 kHz	2.51286 GHz	-0.36 dBm	-30.36 dB

Date: 21.MAR.2025 02:37:16

Highest Band Edge / Full RB

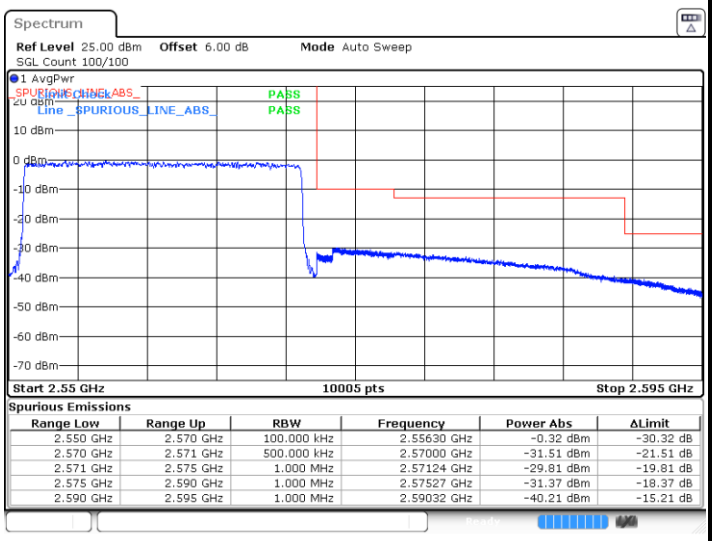

Spurious Emissions

Range Low	Range Up	RBW	Frequency	Power Abs	ΔLimit
2.550 GHz	2.570 GHz	100.000 kHz	2.55630 GHz	-0.32 dBm	-30.32 dB
2.570 GHz	2.571 GHz	500.000 kHz	2.57000 GHz	-31.51 dBm	-21.51 dB
2.571 GHz	2.575 GHz	1.000 MHz	2.57124 GHz	-29.81 dBm	-19.81 dB
2.575 GHz	2.590 GHz	1.000 MHz	2.57527 GHz	-31.37 dBm	-18.37 dB
2.590 GHz	2.595 GHz	1.000 MHz	2.59032 GHz	-40.21 dBm	-15.21 dB

Date: 21.MAR.2025 02:53:54

LTE Band 7 / 20MHz / 64QAM

Lowest Band Edge / 1 RB

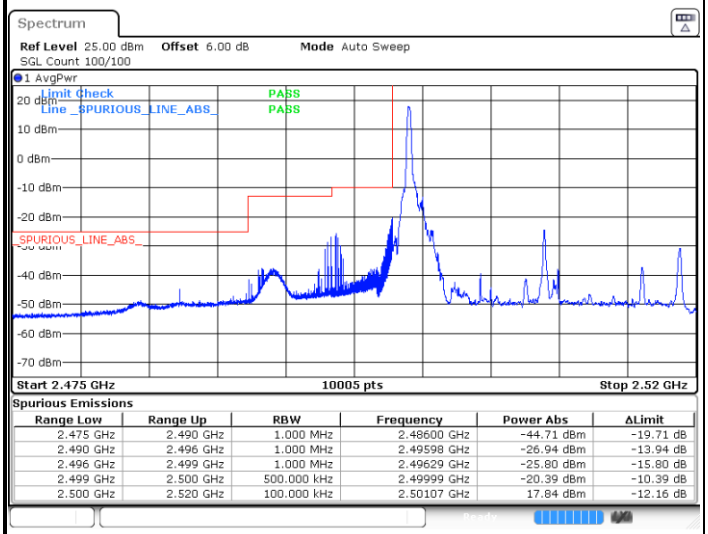

Spurious Emissions

Range Low	Range Up	RBW	Frequency	Power Abs	ΔLimit
2.475 GHz	2.490 GHz	1.000 MHz	2.48600 GHz	-44.71 dBm	-19.71 dB
2.490 GHz	2.496 GHz	1.000 MHz	2.49598 GHz	-26.94 dBm	-13.94 dB
2.496 GHz	2.499 GHz	1.000 MHz	2.49629 GHz	-25.80 dBm	-15.80 dB
2.499 GHz	2.500 GHz	500.000 kHz	2.49999 GHz	-20.39 dBm	-10.39 dB
2.500 GHz	2.520 GHz	100.000 kHz	2.50107 GHz	17.84 dBm	-12.16 dB

Date: 21.MAR.2025 02:35:05

Highest Band Edge / 1 RB

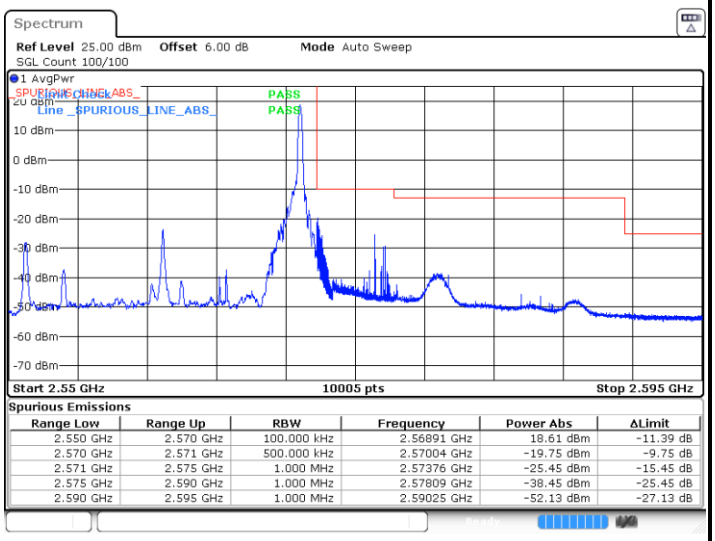

Spurious Emissions

Range Low	Range Up	RBW	Frequency	Power Abs	ΔLimit
2.550 GHz	2.570 GHz	100.000 kHz	2.56891 GHz	18.61 dBm	-11.39 dB
2.570 GHz	2.571 GHz	500.000 kHz	2.57004 GHz	-19.75 dBm	-9.75 dB
2.571 GHz	2.575 GHz	1.000 MHz	2.57376 GHz	-25.45 dBm	-15.45 dB
2.575 GHz	2.590 GHz	1.000 MHz	2.57809 GHz	-38.45 dBm	-25.45 dB
2.590 GHz	2.595 GHz	1.000 MHz	2.59025 GHz	-52.13 dBm	-27.13 dB

Date: 21.MAR.2025 02:52:34

Lowest Band Edge / Full RB

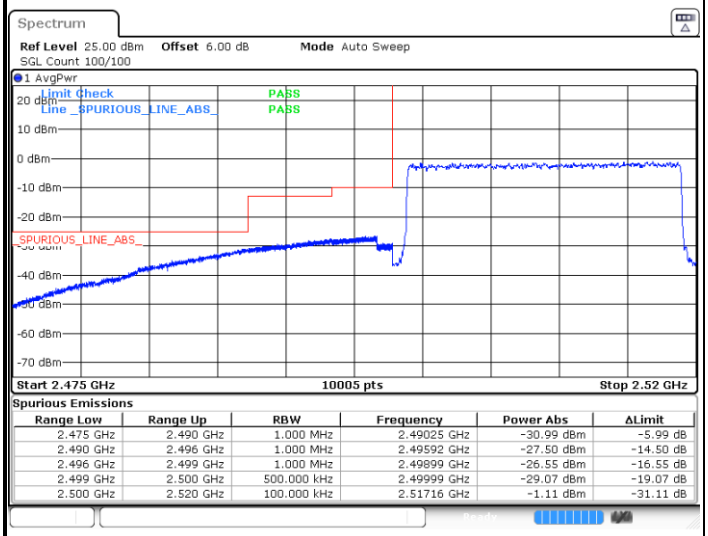

Spurious Emissions

Range Low	Range Up	RBW	Frequency	Power Abs	ΔLimit
2.475 GHz	2.490 GHz	1.000 MHz	2.49025 GHz	-30.99 dBm	-5.99 dB
2.490 GHz	2.496 GHz	1.000 MHz	2.49592 GHz	-27.50 dBm	-14.50 dB
2.496 GHz	2.499 GHz	1.000 MHz	2.49899 GHz	-26.55 dBm	-16.55 dB
2.499 GHz	2.500 GHz	500.000 kHz	2.49999 GHz	-29.07 dBm	-19.07 dB
2.500 GHz	2.520 GHz	100.000 kHz	2.51716 GHz	-1.11 dBm	-31.11 dB

Date: 21.MAR.2025 02:36:11

Highest Band Edge / Full RB

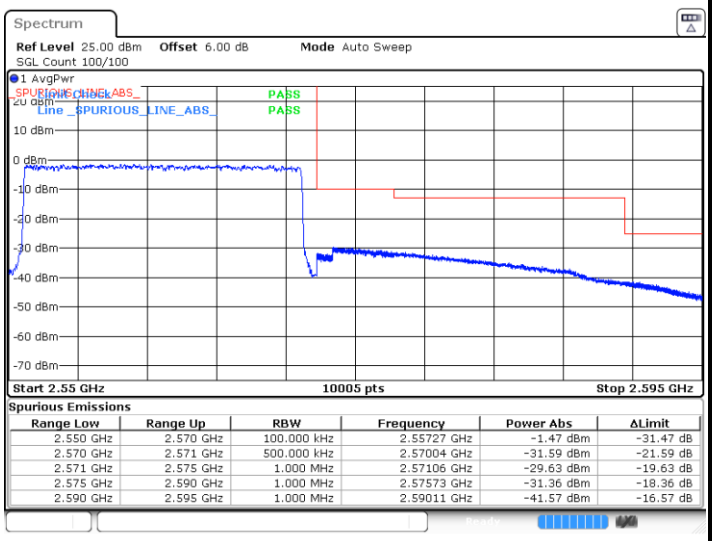

Spurious Emissions

Range Low	Range Up	RBW	Frequency	Power Abs	ΔLimit
2.550 GHz	2.570 GHz	100.000 kHz	2.55727 GHz	-1.47 dBm	-31.47 dB
2.570 GHz	2.571 GHz	500.000 kHz	2.57004 GHz	-31.59 dBm	-21.59 dB
2.571 GHz	2.575 GHz	1.000 MHz	2.57106 GHz	-29.63 dBm	-19.63 dB
2.575 GHz	2.590 GHz	1.000 MHz	2.57573 GHz	-31.36 dBm	-18.36 dB
2.590 GHz	2.595 GHz	1.000 MHz	2.59011 GHz	-41.57 dBm	-16.57 dB

Date: 21.MAR.2025 02:53:14

Conducted Spurious Emission

LTE Band 7 / 5MHz

Lowest Channel / QPSK

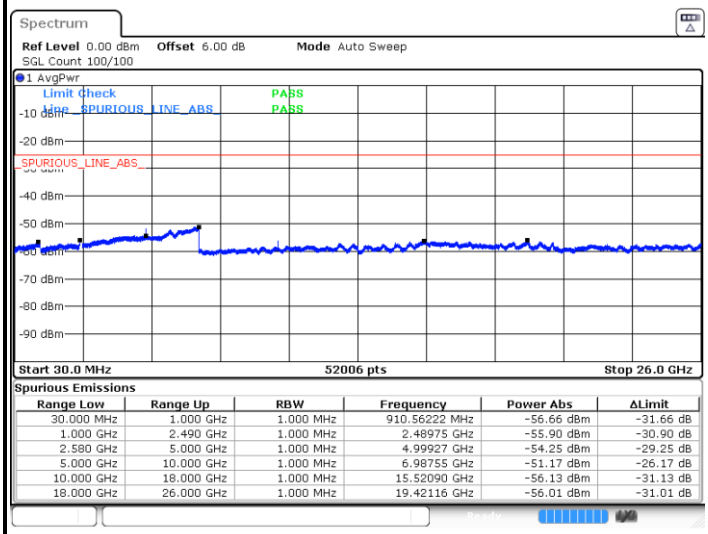

Spurious Emissions

Range Low	Range Up	RBW	Frequency	Power Abs	ΔLimit
30.000 MHz	1.000 GHz	1.000 MHz	910.56222 MHz	-56.66 dBm	-31.66 dB
1.000 GHz	2.490 GHz	1.000 MHz	2.48975 GHz	-55.90 dBm	-30.90 dB
2.580 GHz	5.000 GHz	1.000 MHz	4.99927 GHz	-54.25 dBm	-29.25 dB
5.000 GHz	10.000 GHz	1.000 MHz	6.98755 GHz	-51.17 dBm	-26.17 dB
10.000 GHz	18.000 GHz	1.000 MHz	15.52090 GHz	-56.13 dBm	-31.13 dB
18.000 GHz	26.000 GHz	1.000 MHz	19.42116 GHz	-56.01 dBm	-31.01 dB

Date: 21.MAR.2025 01:40:57

Middle Channel / QPSK

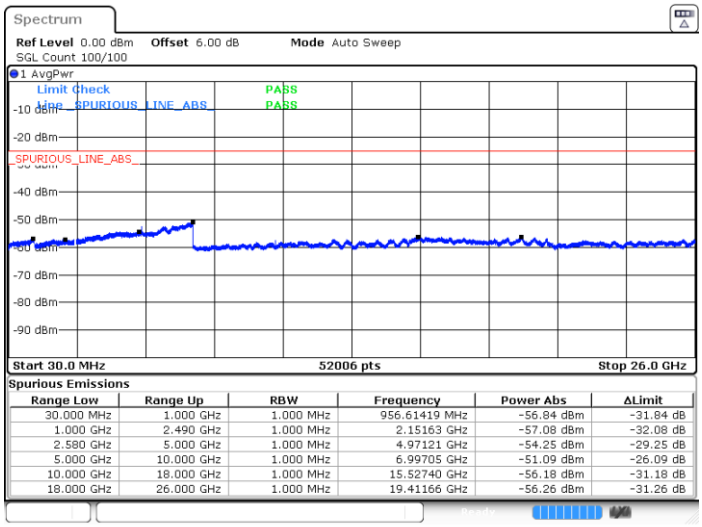

Spurious Emissions

Range Low	Range Up	RBW	Frequency	Power Abs	ΔLimit
30.000 MHz	1.000 GHz	1.000 MHz	956.61419 MHz	-56.84 dBm	-31.84 dB
1.000 GHz	2.490 GHz	1.000 MHz	2.15163 GHz	-57.08 dBm	-32.08 dB
2.580 GHz	5.000 GHz	1.000 MHz	4.97121 GHz	-54.25 dBm	-29.25 dB
5.000 GHz	10.000 GHz	1.000 MHz	6.99705 GHz	-51.09 dBm	-26.09 dB
10.000 GHz	18.000 GHz	1.000 MHz	15.52740 GHz	-56.18 dBm	-31.18 dB
18.000 GHz	26.000 GHz	1.000 MHz	19.41166 GHz	-56.26 dBm	-31.26 dB

Date: 21.MAR.2025 01:48:48

Highest Channel / QPSK

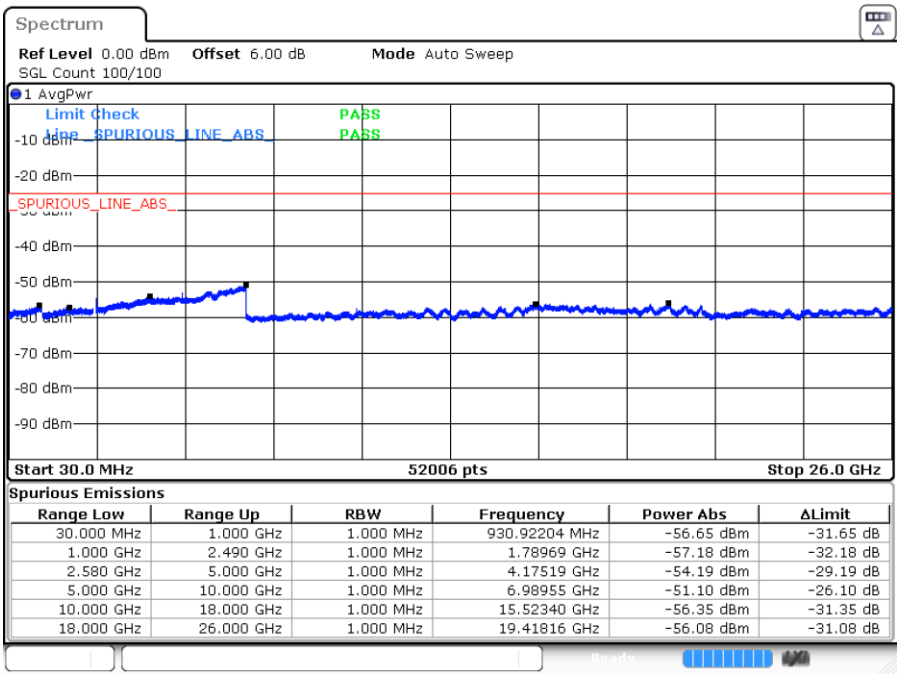

Spurious Emissions

Range Low	Range Up	RBW	Frequency	Power Abs	ΔLimit
30.000 MHz	1.000 GHz	1.000 MHz	930.92204 MHz	-56.65 dBm	-31.65 dB
1.000 GHz	2.490 GHz	1.000 MHz	1.78969 GHz	-57.18 dBm	-32.18 dB
2.580 GHz	5.000 GHz	1.000 MHz	4.17519 GHz	-54.19 dBm	-29.19 dB
5.000 GHz	10.000 GHz	1.000 MHz	6.98955 GHz	-51.10 dBm	-26.10 dB
10.000 GHz	18.000 GHz	1.000 MHz	15.52340 GHz	-56.35 dBm	-31.35 dB
18.000 GHz	26.000 GHz	1.000 MHz	19.41816 GHz	-56.08 dBm	-31.08 dB

Date: 21.MAR.2025 01:50:06

LTE Band 7 / 10MHz

Lowest Channel / QPSK

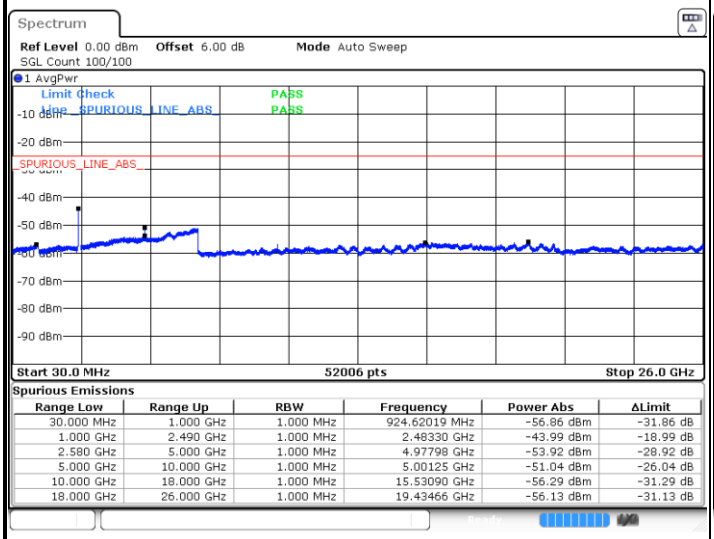

Spurious Emissions

Range Low	Range Up	RBW	Frequency	Power Abs	ΔLimit
30.000 MHz	1.000 GHz	1.000 MHz	924.62019 MHz	-56.86 dBm	-31.86 dB
1.000 GHz	2.490 GHz	1.000 MHz	2.48330 GHz	-43.99 dBm	-18.99 dB
2.580 GHz	5.000 GHz	1.000 MHz	4.97798 GHz	-53.92 dBm	-28.92 dB
5.000 GHz	10.000 GHz	1.000 MHz	5.00125 GHz	-51.04 dBm	-26.04 dB
10.000 GHz	18.000 GHz	1.000 MHz	15.53090 GHz	-56.29 dBm	-31.29 dB
18.000 GHz	26.000 GHz	1.000 MHz	19.43466 GHz	-56.13 dBm	-31.13 dB

Date: 21.MAR.2025 01:57:56

Middle Channel / QPSK

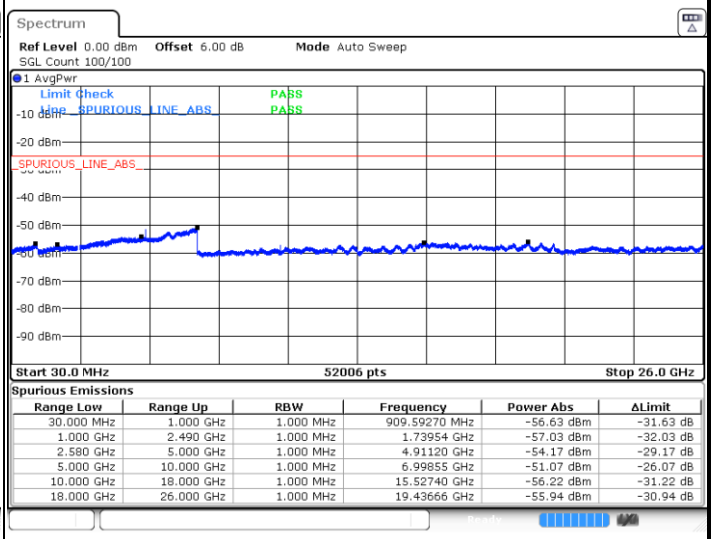

Spurious Emissions

Range Low	Range Up	RBW	Frequency	Power Abs	ΔLimit
30.000 MHz	1.000 GHz	1.000 MHz	909.59270 MHz	-56.63 dBm	-31.63 dB
1.000 GHz	2.490 GHz	1.000 MHz	1.73954 GHz	-57.03 dBm	-32.03 dB
2.580 GHz	5.000 GHz	1.000 MHz	4.91120 GHz	-54.17 dBm	-29.17 dB
5.000 GHz	10.000 GHz	1.000 MHz	6.99855 GHz	-51.07 dBm	-26.07 dB
10.000 GHz	18.000 GHz	1.000 MHz	15.52740 GHz	-56.22 dBm	-31.22 dB
18.000 GHz	26.000 GHz	1.000 MHz	19.43666 GHz	-55.94 dBm	-30.94 dB

Date: 21.MAR.2025 02:05:44

Highest Channel / QPSK

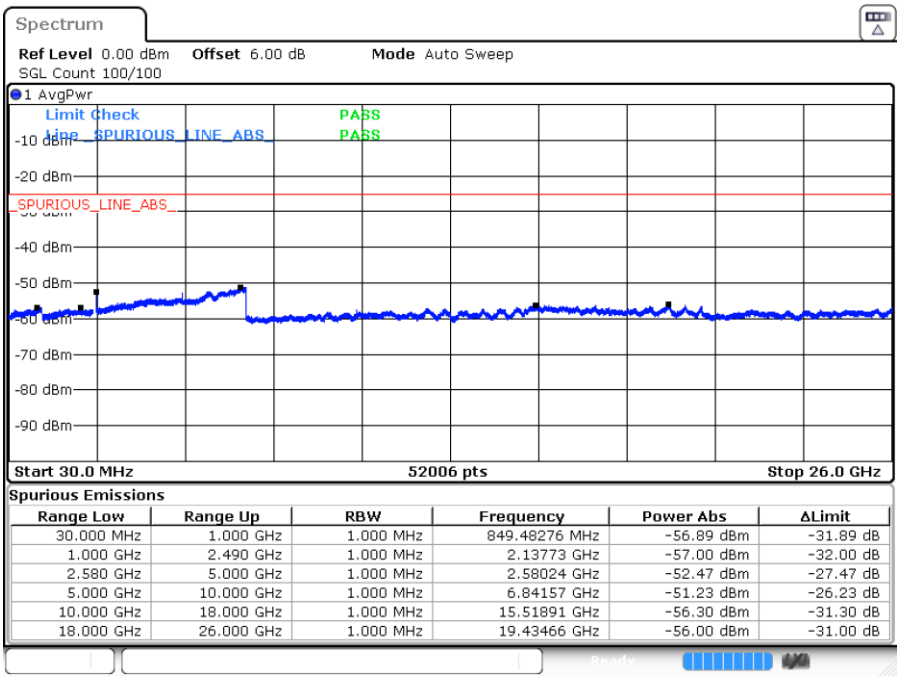

Spurious Emissions

Range Low	Range Up	RBW	Frequency	Power Abs	ΔLimit
30.000 MHz	1.000 GHz	1.000 MHz	849.48276 MHz	-56.89 dBm	-31.89 dB
1.000 GHz	2.490 GHz	1.000 MHz	2.13773 GHz	-57.00 dBm	-32.00 dB
2.580 GHz	5.000 GHz	1.000 MHz	2.58024 GHz	-52.47 dBm	-27.47 dB
5.000 GHz	10.000 GHz	1.000 MHz	6.84157 GHz	-51.23 dBm	-26.23 dB
10.000 GHz	18.000 GHz	1.000 MHz	15.51891 GHz	-56.30 dBm	-31.30 dB
18.000 GHz	26.000 GHz	1.000 MHz	19.43466 GHz	-56.00 dBm	-31.00 dB

Date: 21.MAR.2025 02:07:03