Appendix A. Plots of System Verification

The plots for system verification are shown as follows.

Plots of System Verification

Test Laboratory: Bureau Veritas ADT SAR/HAC Testing Lab Date: 2023/01/06

S01 System Check_H835_230106

DUT: Dipole 835 MHz; Type: D835V2; SN: 4d121

Communication System: UID 0, CW; Frequency: 835 MHz;Duty Cycle: 1:1
Medium: H06T27N5_0106 Medium parameters used: f = 835 MHz; σ = 0.96 S/m; ε_r = 40.68; ρ = 1000 kg/m^3
Ambient Temperature：22.8 ℃； Liquid Temperature：21.4 ℃

DASY5 Configuration:
- Probe: EX3DV4 - SN7472; ConvF(10.1, 10.1, 10.1) @ 835 MHz; Calibrated: 2022/05/27
- Sensor-Surface: 1.4mm (Mechanical Surface Detection)
- Electronics: DAE3 Sn579; Calibrated: 2022/06/01
- Phantom: Twin-SAM V8.0_1988; Type: QD 000 P41 AA;
- Measurement SW: DASY52, Version 52.10 (4); SEMCAD X Version 14.6.14 (7483)

Pin=50mW/Area Scan (61x61x1): Interpolated grid: dx=1.500 mm, dy=1.500 mm
Maximum value of SAR (interpolated) = 0.688 W/kg

Pin=50mW/Zoom Scan (5x5x7)/Cube 0: Measurement grid: dx=8mm, dy=8mm, dz=5mm
Reference Value = 27.99 V/m; Power Drift = -0.02 dB
Peak SAR (extrapolated) = 0.772 W/kg
SAR(1 g) = 0.493 W/kg; SAR(10 g) = 0.327 W/kg (SAR corrected for target medium)
Maximum value of SAR (measured) = 0.687 W/kg

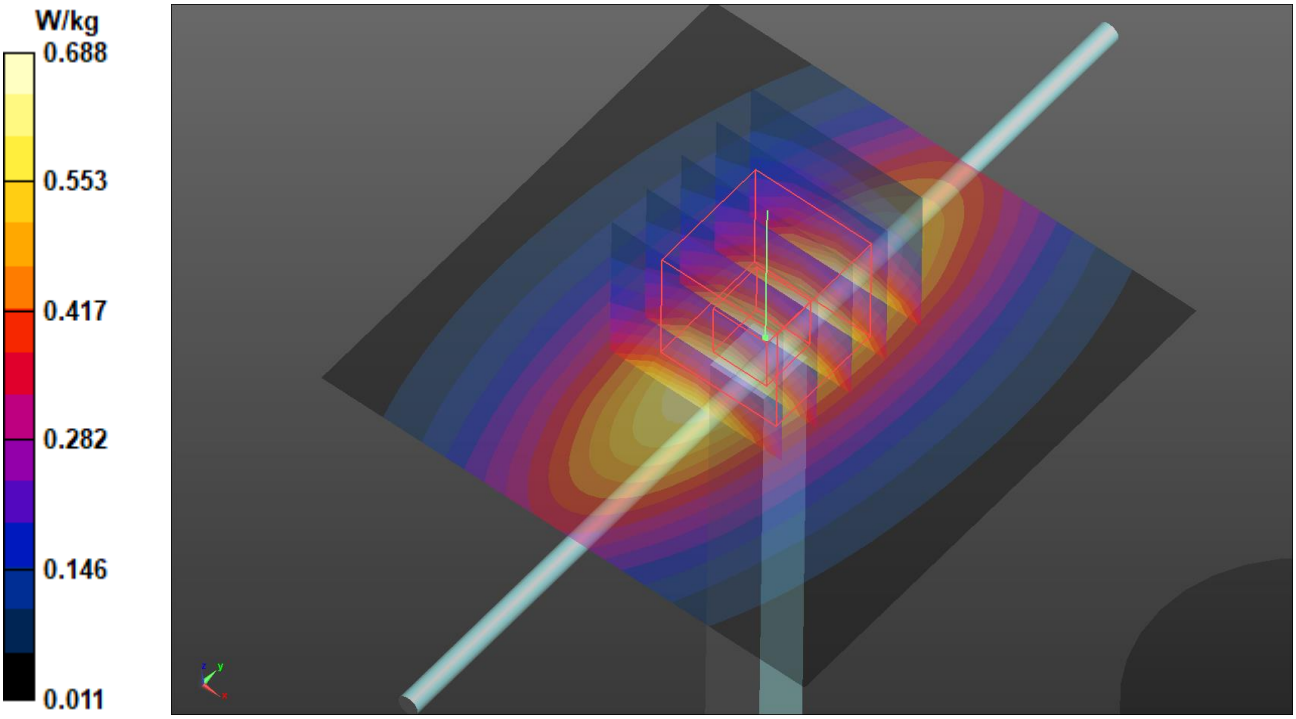

Plots of System Verification

Test Laboratory: Bureau Veritas ADT SAR/HAC Testing Lab Date: 2023/01/06

S02 System Check_H1900_230106

DUT: Dipole 1900 MHz; Type: D1900V2; SN: 5d036

Communication System: UID 0, CW; Frequency: 1900 MHz;Duty Cycle: 1:1
Medium: H06T27N5_0106 Medium parameters used: f = 1900 MHz; σ = 1.465 S/m; ε_r = 38.361; ρ = 1000 kg/m^3
Ambient Temperature：22.8 ℃； Liquid Temperature：21.4 ℃

DASY5 Configuration:
- Probe: EX3DV4 - SN7472; ConvF(8.44, 8.44, 8.44) @ 1900 MHz; Calibrated: 2022/05/27
- Sensor-Surface: 1.4mm (Mechanical Surface Detection)
- Electronics: DAE3 Sn579; Calibrated: 2022/06/01
- Phantom: Twin-SAM V8.0_1988; Type: QD 000 P41 AA;
- Measurement SW: DASY52, Version 52.10 (4); SEMCAD X Version 14.6.14 (7483)

Pin=50mW/Area Scan (61x61x1): Interpolated grid: dx=1.500 mm, dy=1.500 mm
Maximum value of SAR (interpolated) = 2.94 W/kg

Pin=50mW/Zoom Scan (5x5x7)/Cube 0: Measurement grid: dx=8mm, dy=8mm, dz=5mm
Reference Value = 46.20 V/m; Power Drift = -0.01 dB
Peak SAR (extrapolated) = 3.49 W/kg
SAR(1 g) = 1.98 W/kg; SAR(10 g) = 1.03 W/kg (SAR corrected for target medium)
Maximum value of SAR (measured) = 2.90 W/kg

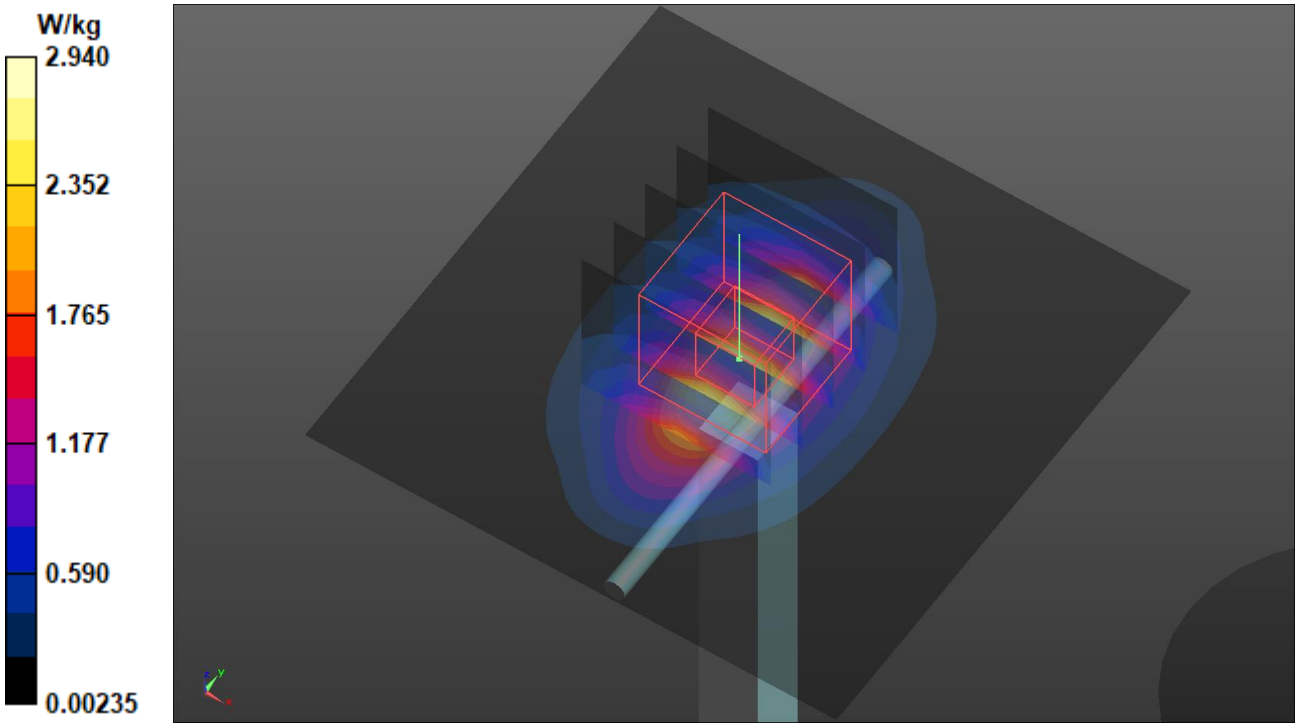

Test Laboratory: Bureau Veritas ADT SAR/HAC Testing Lab Date: 2022/12/24

S03 System Check_H1900_221224

DUT: Dipole 1900 MHz; Type: D1900V2; SN: 5d036

Communication System: UID 0, CW; Frequency: 1900 MHz;Duty Cycle: 1:1
Medium: H06T27N3_1224 Medium parameters used: f = 1900 MHz; σ = 1.453 S/m; ε_r = 37.006; ρ = 1000 kg/m^3
Ambient Temperature：22.3 ℃ ；Liquid Temperature：20.5 ℃

DASY5 Configuration:
- Probe: EX3DV4 - SN7537; ConvF(8.24, 8.24, 8.24) @ 1900 MHz; Calibrated: 2022/04/27
- Sensor-Surface: 1.4mm (Mechanical Surface Detection)
- Electronics: DAE4 Sn1585; Calibrated: 2022/04/21
- Phantom: Twin SAM Phantom_1986; Type: QD 000 P40 CD;
- Measurement SW: DASY52, Version 52.10 (4); SEMCAD X Version 14.6.14 (7483)

Pin=50mW/Area Scan (61x61x1): Interpolated grid: dx=1.500 mm, dy=1.500 mm
Maximum value of SAR (interpolated) = 3.27 W/kg

Pin=50mW/Zoom Scan (5x5x7)/Cube 0: Measurement grid: dx=8mm, dy=8mm, dz=5mm
Reference Value = 46.73 V/m; Power Drift = 0.07 dB
Peak SAR (extrapolated) = 4.00 W/kg
SAR(1 g) = 2.02 W/kg; SAR(10 g) = 1.05 W/kg (SAR corrected for target medium)
Maximum value of SAR (measured) = 3.31 W/kg

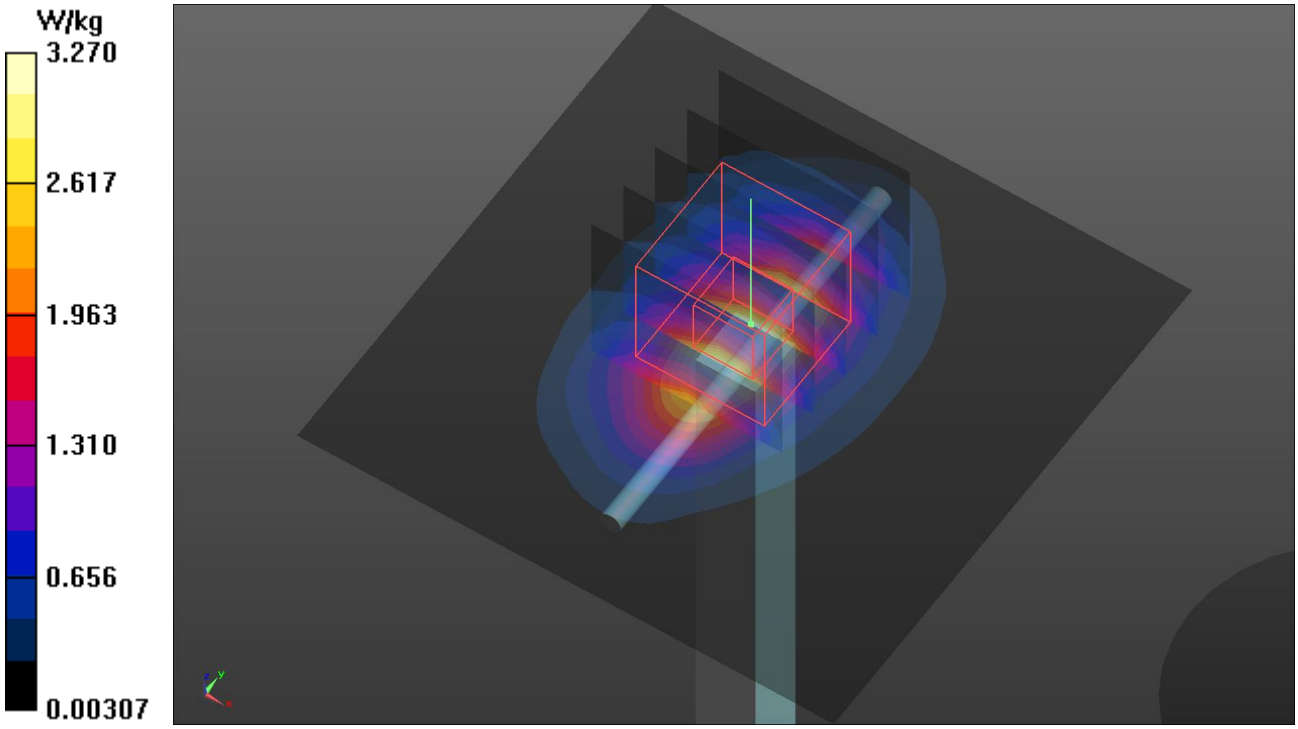

Plots of System Verification

Test Laboratory: Bureau Veritas ADT SAR/HAC Testing Lab Date: 2022/12/24

S04 System Check_H1750_221224

DUT: Dipole 1750 MHz; Type: D1750V2; SN: 1055

Communication System: UID 0, CW; Frequency: 1750 MHz;Duty Cycle: 1:1
Medium: H06T27N3_1224 Medium parameters used: f = 1750 MHz; σ = 1.369 S/m; ε_r = 37.224; ρ = 1000 kg/m^3
Ambient Temperature：22.3 ℃ ；Liquid Temperature：20.5 ℃

DASY5 Configuration:
- Probe: EX3DV4 - SN7537; ConvF(8.57, 8.57, 8.57) @ 1750 MHz; Calibrated: 2022/04/27
- Sensor-Surface: 1.4mm (Mechanical Surface Detection)
- Electronics: DAE4 Sn1585; Calibrated: 2022/04/21
- Phantom: Twin SAM Phantom_1986; Type: QD 000 P40 CD;
- Measurement SW: DASY52, Version 52.10 (4); SEMCAD X Version 14.6.14 (7483)

Pin=50mW/Area Scan (61x61x1): Interpolated grid: dx=1.500 mm, dy=1.500 mm
Maximum value of SAR (interpolated) = 2.81 W/kg

Pin=50mW/Zoom Scan (5x5x7)/Cube 0: Measurement grid: dx=8mm, dy=8mm, dz=5mm
Reference Value = 46.03 V/m; Power Drift = 0.09 dB
Peak SAR (extrapolated) = 3.37 W/kg
SAR(1 g) = 1.81 W/kg; SAR(10 g) = 0.961 W/kg (SAR corrected for target medium)
Maximum value of SAR (measured) = 2.84 W/kg

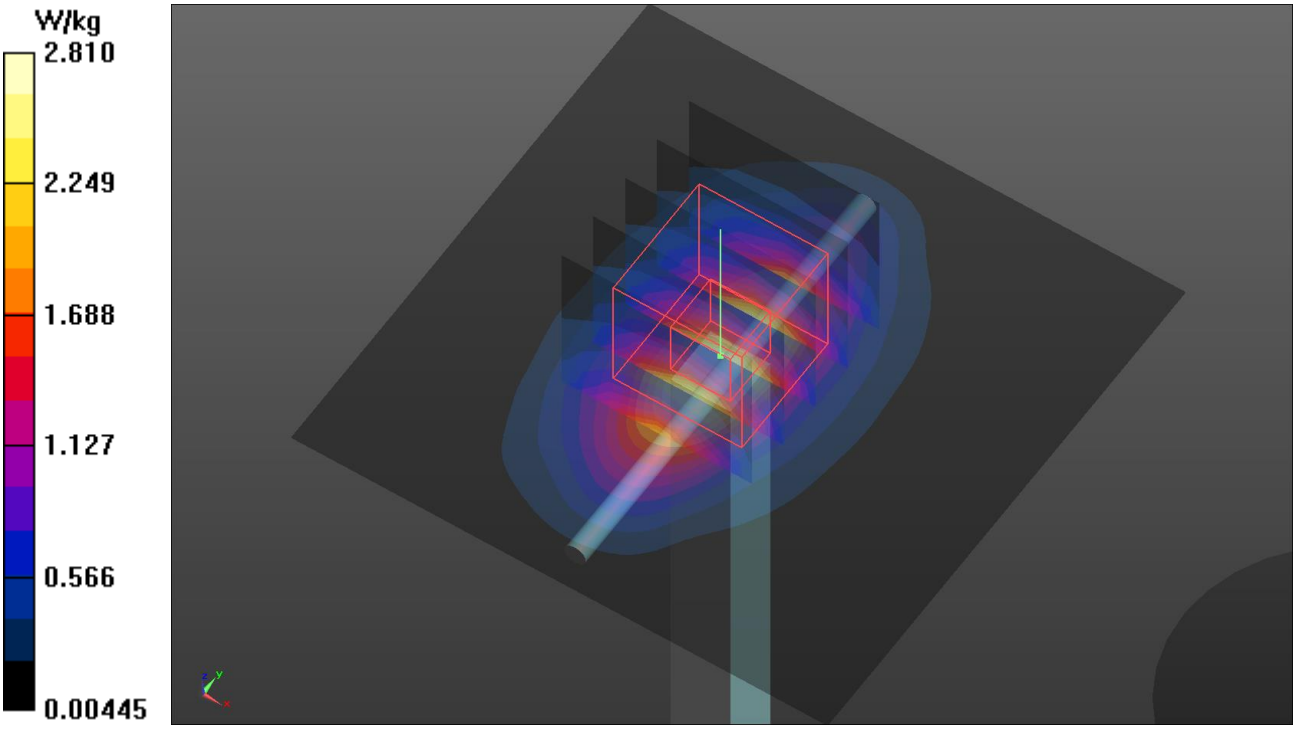

Plots of System Verification

Test Laboratory: Bureau Veritas ADT SAR/HAC Testing Lab Date: 2022/12/25

S05 System Check_H835_221225

DUT: Dipole 835 MHz; Type: D835V2; SN: 4d121

Communication System: UID 0, CW; Frequency: 835 MHz;Duty Cycle: 1:1
Medium: H06T27N3_1225 Medium parameters used: f = 835 MHz; σ = 0.895 S/m; ε_r = 39.906; ρ = 1000 kg/m^3
Ambient Temperature：22.4 ℃ ；Liquid Temperature：21.1 ℃

DASY5 Configuration:
- Probe: EX3DV4 - SN7537; ConvF(10.5, 10.5, 10.5) @ 835 MHz; Calibrated: 2022/04/27
- Sensor-Surface: 1.4mm (Mechanical Surface Detection)
- Electronics: DAE4 Sn1585; Calibrated: 2022/04/21
- Phantom: Twin SAM Phantom_1986; Type: QD 000 P40 CD;
- Measurement SW: DASY52, Version 52.10 (4); SEMCAD X Version 14.6.14 (7483)

Pin=50mW/Area Scan (61x61x1): Interpolated grid: dx=1.500 mm, dy=1.500 mm
Maximum value of SAR (interpolated) = 0.602 W/kg

Pin=50mW/Zoom Scan (5x5x7)/Cube 0: Measurement grid: dx=8mm, dy=8mm, dz=5mm
Reference Value = 26.75 V/m; Power Drift = 0.03 dB
Peak SAR (extrapolated) = 0.686 W/kg
SAR(1 g) = 0.450 W/kg; SAR(10 g) = 0.293 W/kg (SAR corrected for target medium)
Maximum value of SAR (measured) = 0.605 W/kg

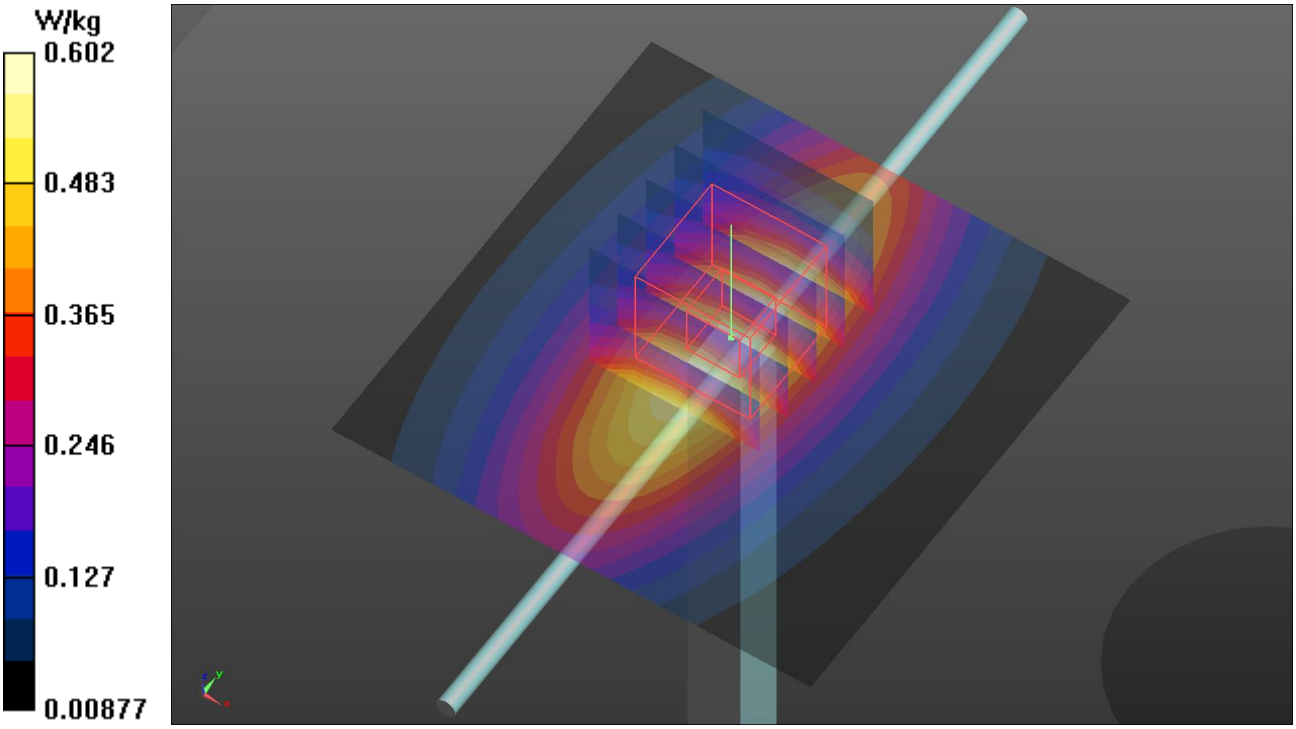

Test Laboratory: Bureau Veritas ADT SAR/HAC Testing Lab Date: 2022/12/24

S06 System Check_H1900_221224

DUT: Dipole 1900 MHz; Type: D1900V2; SN: 5d036

Communication System: UID 0, CW; Frequency: 1900 MHz;Duty Cycle: 1:1
Medium: H06T27N3_1224 Medium parameters used: f = 1900 MHz; σ = 1.453 S/m; ε_r = 37.006; ρ = 1000 kg/m^3
Ambient Temperature：22.3 ℃ ；Liquid Temperature：20.5 ℃

DASY5 Configuration:
- Probe: EX3DV4 - SN7537; ConvF(8.24, 8.24, 8.24) @ 1900 MHz; Calibrated: 2022/04/27
- Sensor-Surface: 1.4mm (Mechanical Surface Detection)
- Electronics: DAE4 Sn1585; Calibrated: 2022/04/21
- Phantom: Twin SAM Phantom_1986; Type: QD 000 P40 CD;
- Measurement SW: DASY52, Version 52.10 (4); SEMCAD X Version 14.6.14 (7483)

Pin=50mW/Area Scan (61x61x1): Interpolated grid: dx=1.500 mm, dy=1.500 mm
Maximum value of SAR (interpolated) = 3.27 W/kg

Pin=50mW/Zoom Scan (5x5x7)/Cube 0: Measurement grid: dx=8mm, dy=8mm, dz=5mm
Reference Value = 46.73 V/m; Power Drift = 0.07 dB
Peak SAR (extrapolated) = 4.00 W/kg
SAR(1 g) = 2.02 W/kg; SAR(10 g) = 1.05 W/kg (SAR corrected for target medium)
Maximum value of SAR (measured) = 3.31 W/kg

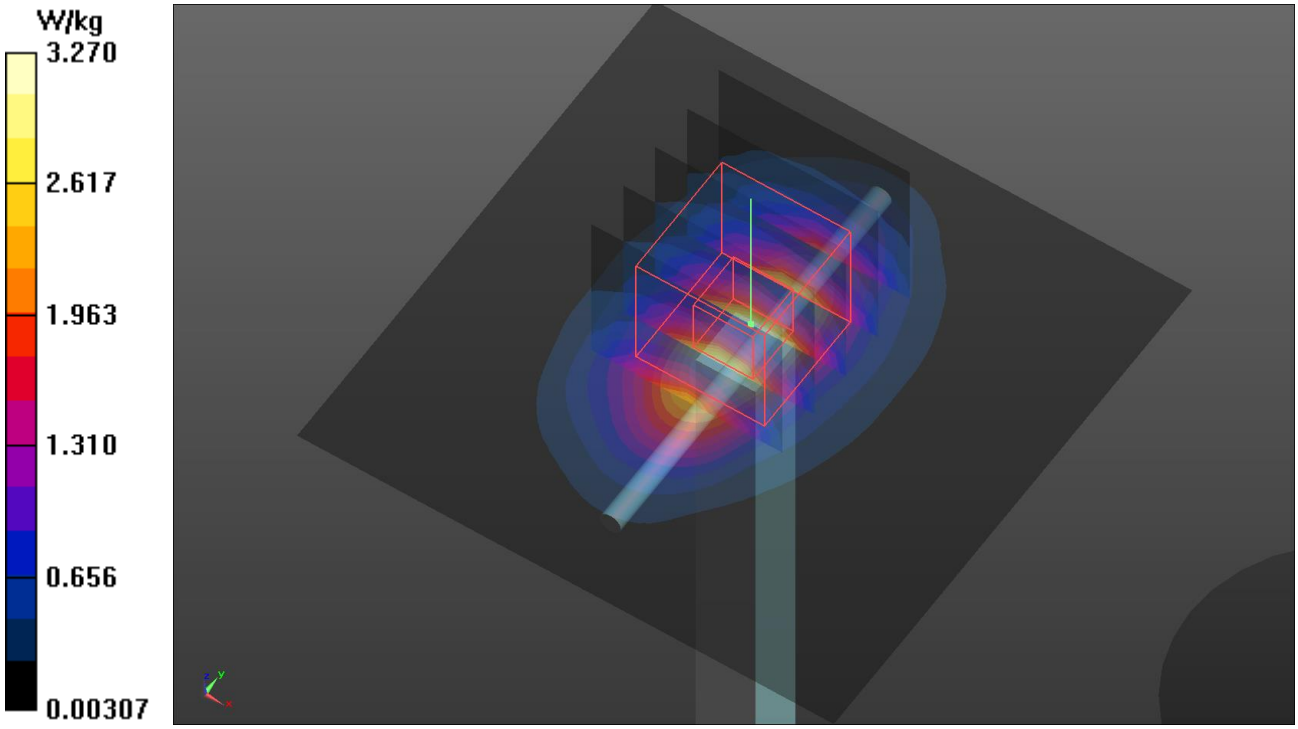

Test Laboratory: Bureau Veritas ADT SAR/HAC Testing Lab Date: 2022/12/24

S07 System Check_H1750_221224

DUT: Dipole 1750 MHz; Type: D1750V2; SN: 1055

Communication System: UID 0, CW; Frequency: 1750 MHz;Duty Cycle: 1:1
Medium: H06T27N3_1224 Medium parameters used: f = 1750 MHz; σ = 1.369 S/m; ε_r = 37.224; ρ = 1000 kg/m^3
Ambient Temperature：22.3 ℃ ；Liquid Temperature：20.5 ℃

DASY5 Configuration:
- Probe: EX3DV4 - SN7537; ConvF(8.57, 8.57, 8.57) @ 1750 MHz; Calibrated: 2022/04/27
- Sensor-Surface: 1.4mm (Mechanical Surface Detection)
- Electronics: DAE4 Sn1585; Calibrated: 2022/04/21
- Phantom: Twin SAM Phantom_1986; Type: QD 000 P40 CD;
- Measurement SW: DASY52, Version 52.10 (4); SEMCAD X Version 14.6.14 (7483)

Pin=50mW/Area Scan (61x61x1): Interpolated grid: dx=1.500 mm, dy=1.500 mm
Maximum value of SAR (interpolated) = 2.81 W/kg

Pin=50mW/Zoom Scan (5x5x7)/Cube 0: Measurement grid: dx=8mm, dy=8mm, dz=5mm
Reference Value = 46.03 V/m; Power Drift = 0.09 dB
Peak SAR (extrapolated) = 3.37 W/kg
SAR(1 g) = 1.81 W/kg; SAR(10 g) = 0.961 W/kg (SAR corrected for target medium)
Maximum value of SAR (measured) = 2.84 W/kg

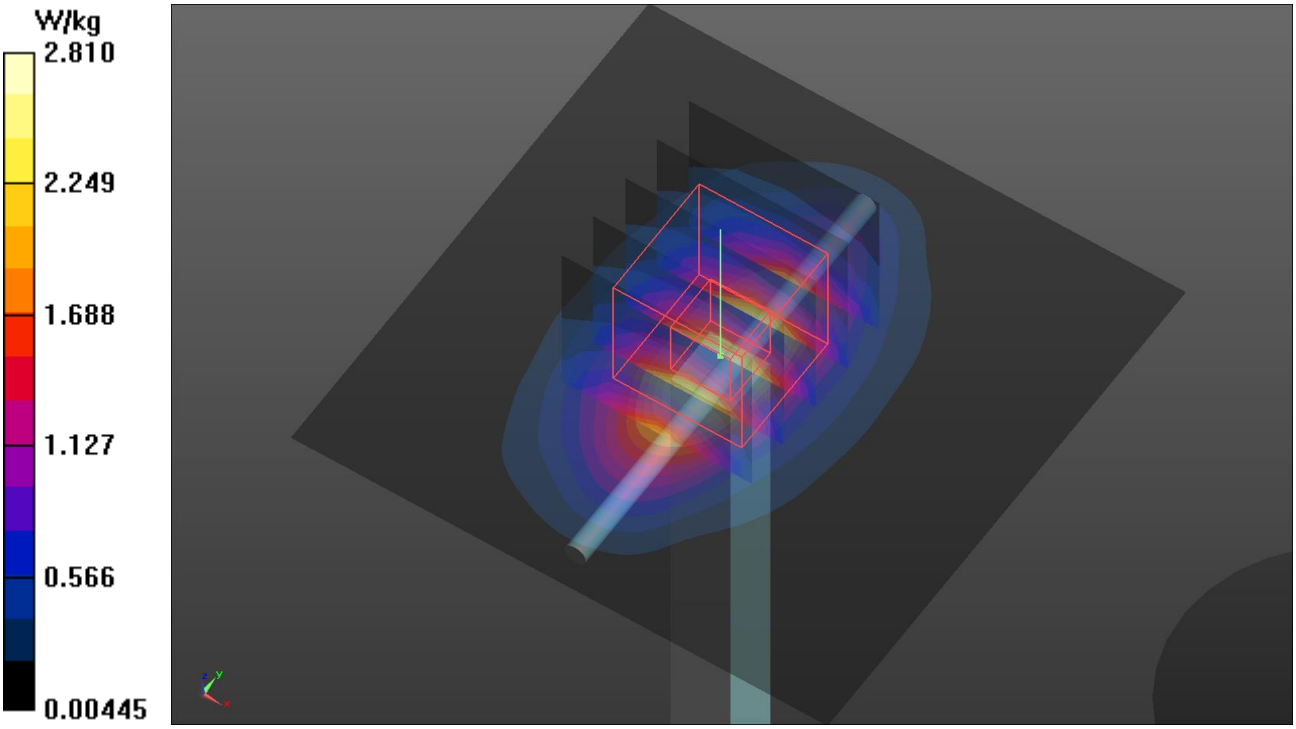

Plots of System Verification

Test Laboratory: Bureau Veritas ADT SAR/HAC Testing Lab Date: 2022/12/25

S08 System Check_H835_221225

DUT: Dipole 835 MHz; Type: D835V2; SN: 4d121

Communication System: UID 0, CW; Frequency: 835 MHz;Duty Cycle: 1:1
Medium: H06T27N3_1225 Medium parameters used: f = 835 MHz; σ = 0.895 S/m; ε_r = 39.906; ρ = 1000 kg/m^3
Ambient Temperature：22.4 ℃ ；Liquid Temperature：21.1 ℃

DASY5 Configuration:
- Probe: EX3DV4 - SN7537; ConvF(10.5, 10.5, 10.5) @ 835 MHz; Calibrated: 2022/04/27
- Sensor-Surface: 1.4mm (Mechanical Surface Detection)
- Electronics: DAE4 Sn1585; Calibrated: 2022/04/21
- Phantom: Twin SAM Phantom_1986; Type: QD 000 P40 CD;
- Measurement SW: DASY52, Version 52.10 (4); SEMCAD X Version 14.6.14 (7483)

Pin=50mW/Area Scan (61x61x1): Interpolated grid: dx=1.500 mm, dy=1.500 mm
Maximum value of SAR (interpolated) = 0.602 W/kg

Pin=50mW/Zoom Scan (5x5x7)/Cube 0: Measurement grid: dx=8mm, dy=8mm, dz=5mm
Reference Value = 26.75 V/m; Power Drift = 0.03 dB
Peak SAR (extrapolated) = 0.686 W/kg
SAR(1 g) = 0.450 W/kg; SAR(10 g) = 0.293 W/kg (SAR corrected for target medium)
Maximum value of SAR (measured) = 0.605 W/kg

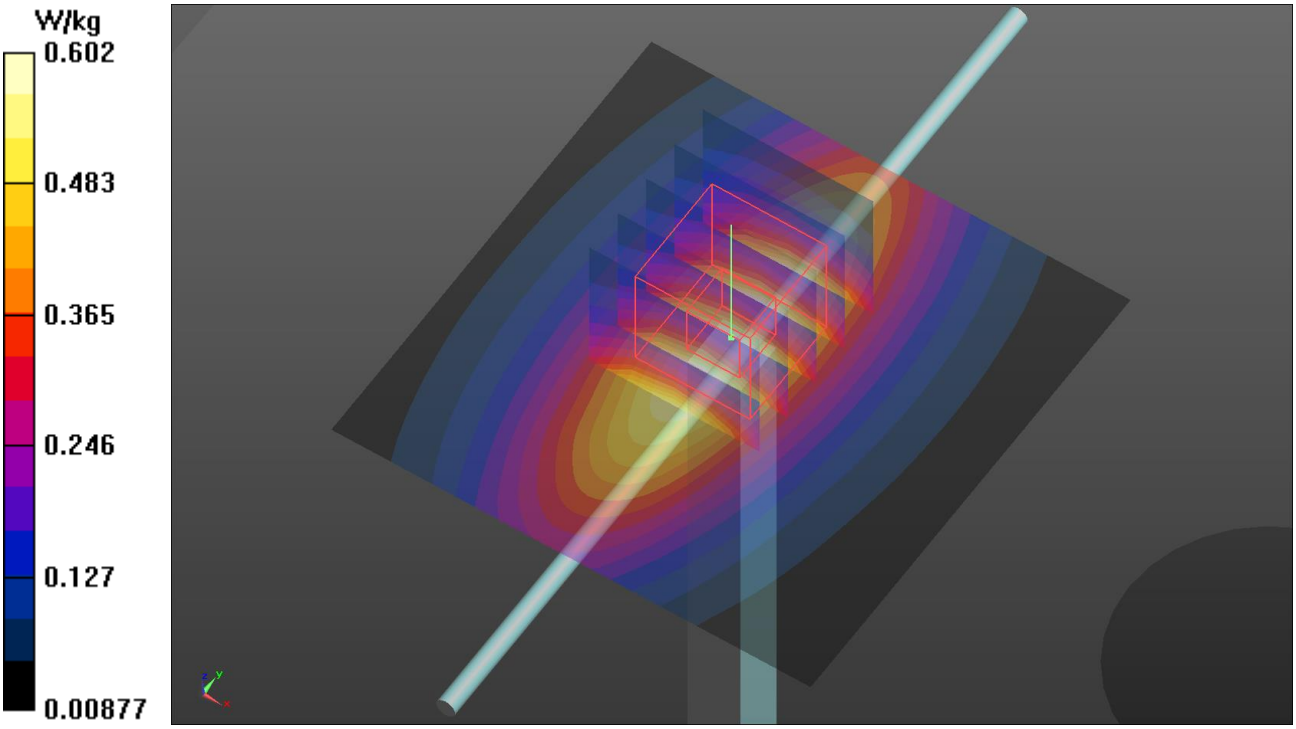

Plots of System Verification

Test Laboratory: Bureau Veritas ADT SAR/HAC Testing Lab Date: 2022/12/23

S09 System Check_H2600_221223

DUT: Dipole 2600 MHz; Type: D2600V2; SN: 1020

Communication System: UID 0, CW; Frequency: 2600 MHz;Duty Cycle: 1:1
Medium: H06T27N3_1223 Medium parameters used: f = 2600 MHz; σ = 1.948 S/m; ε_r = 41.073; ρ = 1000 kg/m^3
Ambient Temperature：22.3 ℃ ；Liquid Temperature：21.7 ℃

DASY5 Configuration:
- Probe: EX3DV4 - SN7537; ConvF(7.52, 7.52, 7.52) @ 2600 MHz; Calibrated: 2022/04/27
- Sensor-Surface: 1.4mm (Mechanical Surface Detection)
- Electronics: DAE4 Sn1585; Calibrated: 2022/04/21
- Phantom: Twin SAM Phantom_1986; Type: QD 000 P40 CD;
- Measurement SW: DASY52, Version 52.10 (4); SEMCAD X Version 14.6.14 (7483)

Pin=50mW/Area Scan (81x81x1): Interpolated grid: dx=1.200 mm, dy=1.200 mm
Maximum value of SAR (interpolated) = 4.48 W/kg

Pin=50mW/Zoom Scan (7x7x7)/Cube 0: Measurement grid: dx=5mm, dy=5mm, dz=5mm
Reference Value = 49.27 V/m; Power Drift = 0.03 dB
Peak SAR (extrapolated) = 5.59 W/kg
SAR(1 g) = 2.67 W/kg; SAR(10 g) = 1.19 W/kg (SAR corrected for target medium)
Maximum value of SAR (measured) = 4.49 W/kg

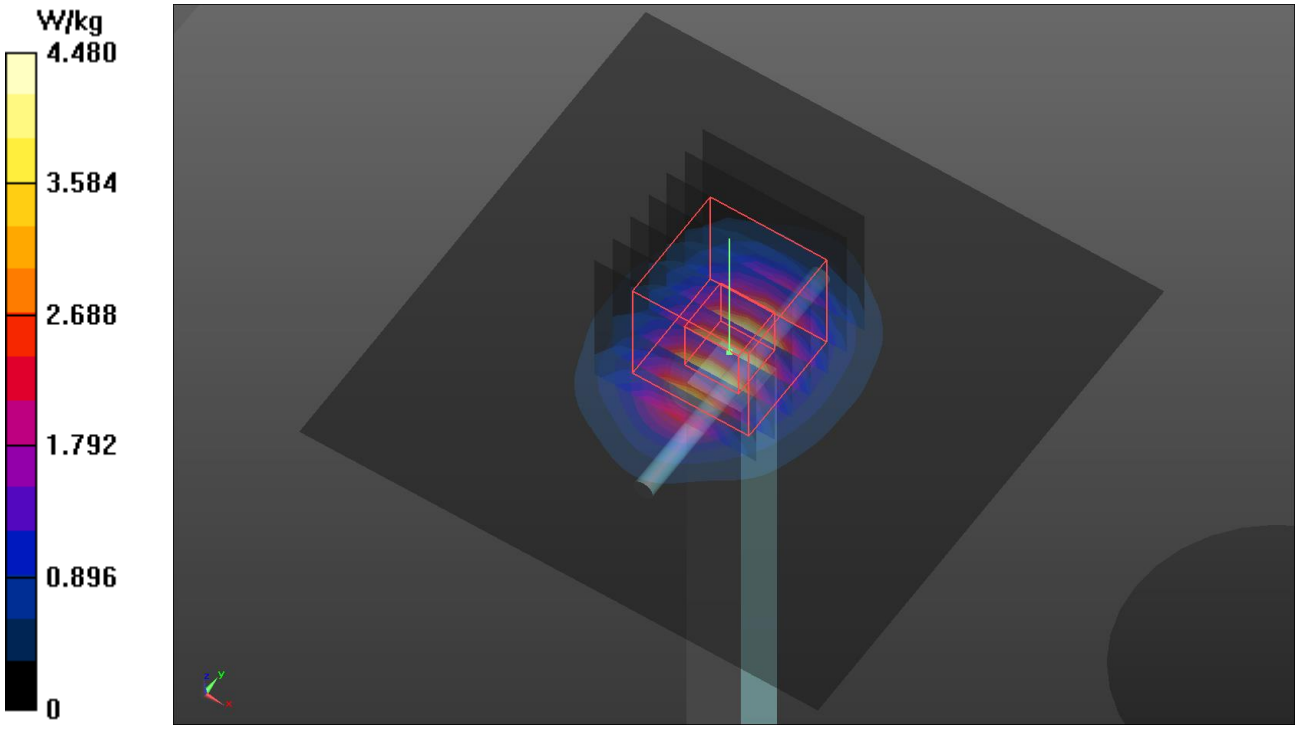

Plots of System Verification

Test Laboratory: Bureau Veritas ADT SAR/HAC Testing Lab Date: 2022/12/23

S10 System Check_H750_221223

DUT: Dipole 750 MHz; Type: D750V3; SN: 1013

Communication System: UID 0, CW; Frequency: 750 MHz;Duty Cycle: 1:1
Medium: H06T27N3_1223 Medium parameters used: f = 750 MHz; σ = 0.917 S/m; ε_r = 44.118; ρ = 1000 kg/m^3
Ambient Temperature：22.3 ℃ ；Liquid Temperature：21.7 ℃

DASY5 Configuration:
- Probe: EX3DV4 - SN7537; ConvF(10.74, 10.74, 10.74) @ 750 MHz; Calibrated: 2022/04/27
- Sensor-Surface: 1.4mm (Mechanical Surface Detection)
- Electronics: DAE4 Sn1585; Calibrated: 2022/04/21
- Phantom: Twin SAM Phantom_1986; Type: QD 000 P40 CD;
- Measurement SW: DASY52, Version 52.10 (4); SEMCAD X Version 14.6.14 (7483)

Pin=50mW/Area Scan (61x61x1): Interpolated grid: dx=1.500 mm, dy=1.500 mm
Maximum value of SAR (interpolated) = 0.534 W/kg

Pin=50mW/Zoom Scan (5x5x7)/Cube 0: Measurement grid: dx=8mm, dy=8mm, dz=5mm
Reference Value = 25.03 V/m; Power Drift = 0.04 dB
Peak SAR (extrapolated) = 0.614 W/kg
SAR(1 g) = 0.398 W/kg; SAR(10 g) = 0.261 W/kg (SAR corrected for target medium)
Maximum value of SAR (measured) = 0.542 W/kg

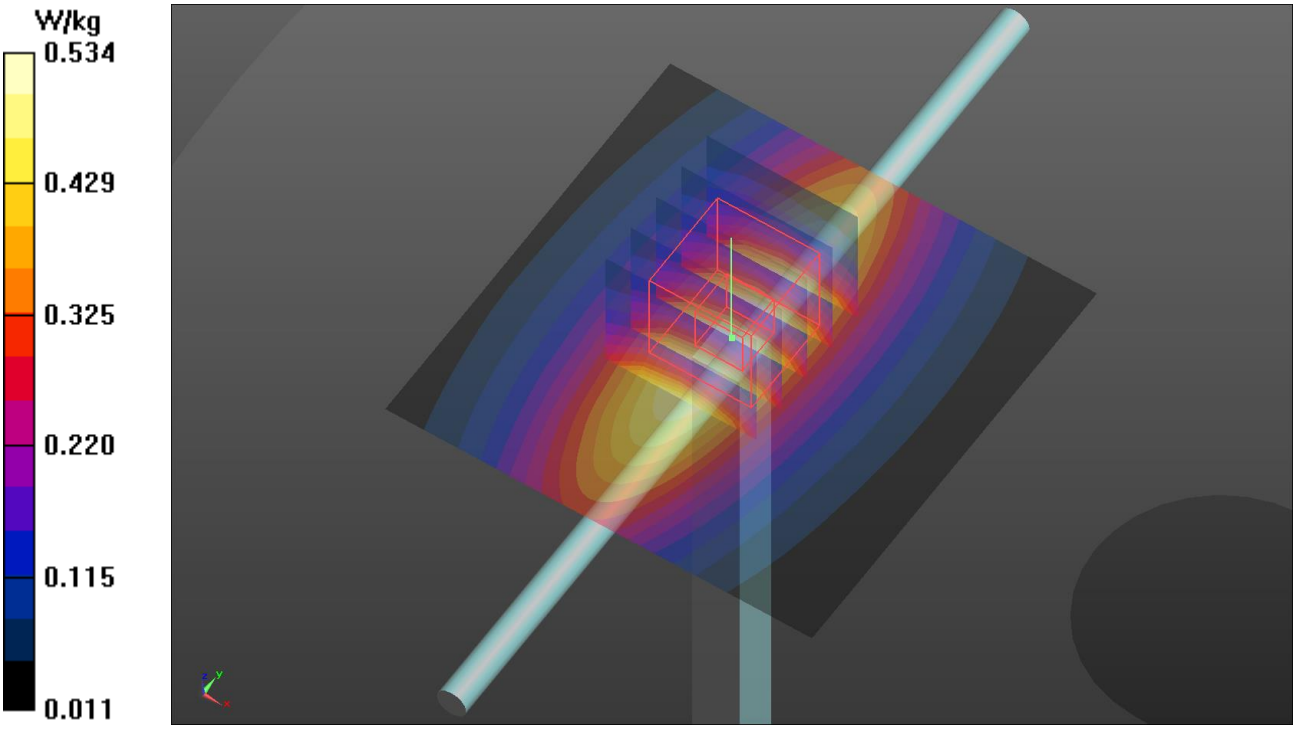

Plots of System Verification

Test Laboratory: Bureau Veritas ADT SAR/HAC Testing Lab Date: 2022/12/23

S11 System Check_H750_221223

DUT: Dipole 750 MHz; Type: D750V3; SN: 1013

Communication System: UID 0, CW; Frequency: 750 MHz;Duty Cycle: 1:1
Medium: H06T27N3_1223 Medium parameters used: f = 750 MHz; σ = 0.917 S/m; ε_r = 44.118; ρ = 1000 kg/m^3
Ambient Temperature：22.3 ℃ ; Liquid Temperature：21.7 ℃

DASY5 Configuration:
- Probe: EX3DV4 - SN7537; ConvF(10.74, 10.74, 10.74) @ 750 MHz; Calibrated: 2022/04/27
- Sensor-Surface: 1.4mm (Mechanical Surface Detection)
- Electronics: DAE4 Sn1585; Calibrated: 2022/04/21
- Phantom: Twin SAM Phantom_1986; Type: QD 000 P40 CD;
- Measurement SW: DASY52, Version 52.10 (4); SEMCAD X Version 14.6.14 (7483)

Pin=50mW/Area Scan (61x61x1): Interpolated grid: dx=1.500 mm, dy=1.500 mm
Maximum value of SAR (interpolated) = 0.534 W/kg

Pin=50mW/Zoom Scan (5x5x7)/Cube 0: Measurement grid: dx=8mm, dy=8mm, dz=5mm
Reference Value = 25.03 V/m; Power Drift = 0.04 dB
Peak SAR (extrapolated) = 0.614 W/kg
SAR(1 g) = 0.398 W/kg; SAR(10 g) = 0.261 W/kg (SAR corrected for target medium)
Maximum value of SAR (measured) = 0.542 W/kg

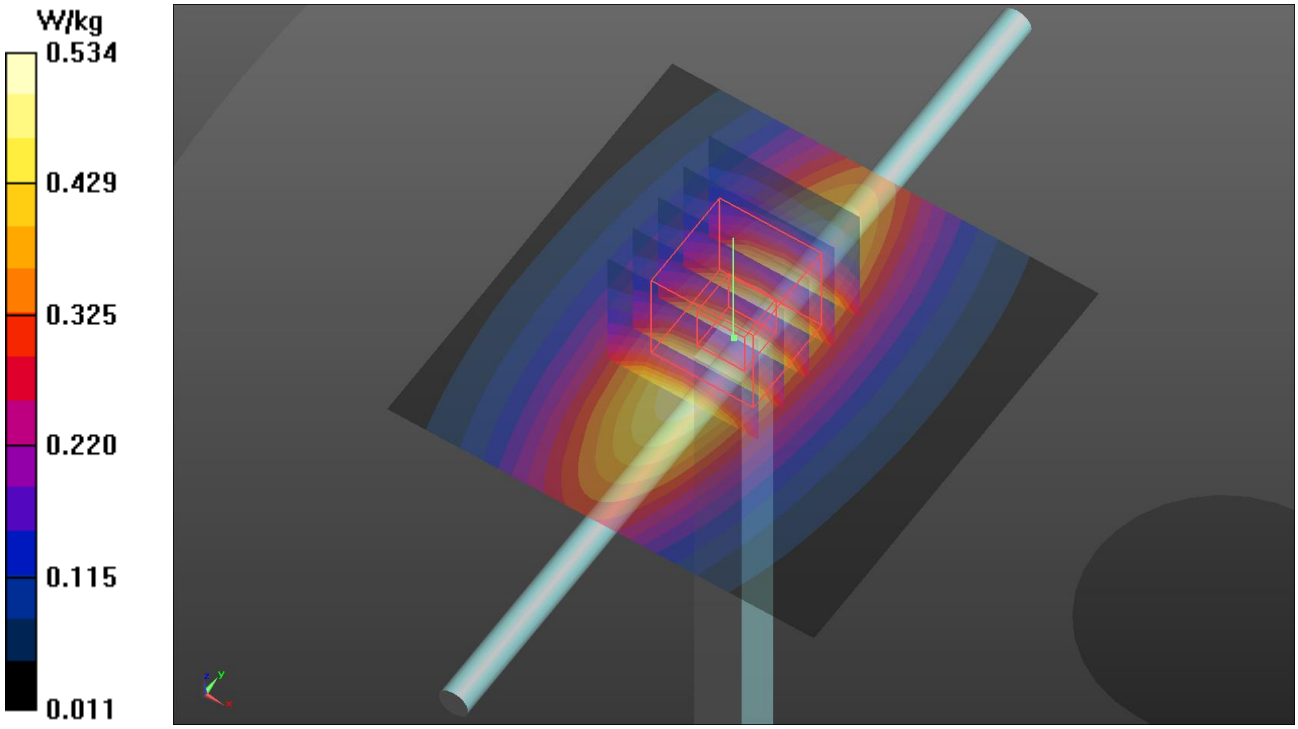

Plots of System Verification

Test Laboratory: Bureau Veritas ADT SAR/HAC Testing Lab Date: 2022/12/23

S12 System Check_H750_221223

DUT: Dipole 750 MHz; Type: D750V3; SN: 1013

Communication System: UID 0, CW; Frequency: 750 MHz;Duty Cycle: 1:1
Medium: H06T27N3_1223 Medium parameters used: f = 750 MHz; σ = 0.917 S/m; ε_r = 44.118; ρ = 1000 kg/m^3
Ambient Temperature：22.3 ℃ ；Liquid Temperature：21.7 ℃

DASY5 Configuration:
- Probe: EX3DV4 - SN7537; ConvF(10.74, 10.74, 10.74) @ 750 MHz; Calibrated: 2022/04/27
- Sensor-Surface: 1.4mm (Mechanical Surface Detection)
- Electronics: DAE4 Sn1585; Calibrated: 2022/04/21
- Phantom: Twin SAM Phantom_1986; Type: QD 000 P40 CD;
- Measurement SW: DASY52, Version 52.10 (4); SEMCAD X Version 14.6.14 (7483)

Pin=50mW/Area Scan (61x61x1): Interpolated grid: dx=1.500 mm, dy=1.500 mm
Maximum value of SAR (interpolated) = 0.534 W/kg

Pin=50mW/Zoom Scan (5x5x7)/Cube 0: Measurement grid: dx=8mm, dy=8mm, dz=5mm
Reference Value = 25.03 V/m; Power Drift = 0.04 dB
Peak SAR (extrapolated) = 0.614 W/kg
SAR(1 g) = 0.398 W/kg; SAR(10 g) = 0.261 W/kg (SAR corrected for target medium)
Maximum value of SAR (measured) = 0.542 W/kg

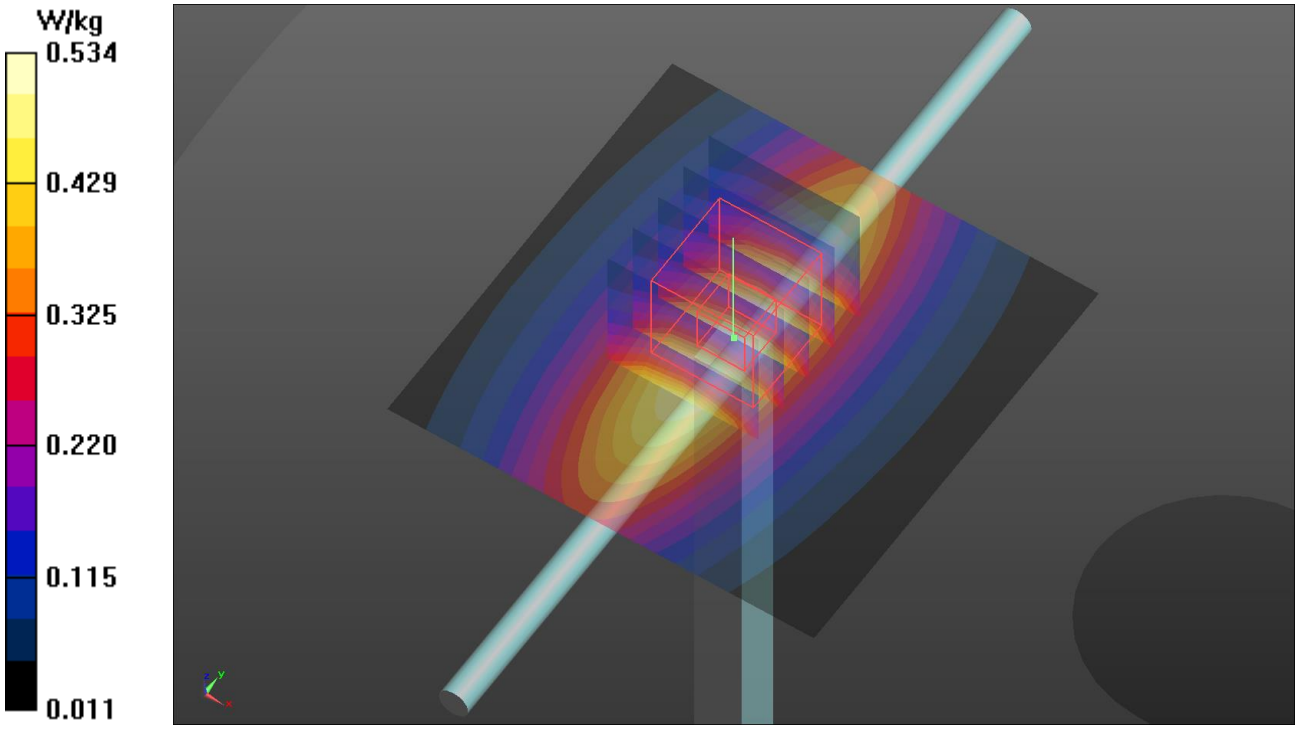

Plots of System Verification

Test Laboratory: Bureau Veritas ADT SAR/HAC Testing Lab Date: 2022/12/24

S13 System Check_H1900_221224

DUT: Dipole 1900 MHz; Type: D1900V2; SN: 5d036

Communication System: UID 0, CW; Frequency: 1900 MHz;Duty Cycle: 1:1
Medium: H06T27N3_1224 Medium parameters used: f = 1900 MHz; σ = 1.453 S/m; ε_r = 37.006; ρ = 1000 kg/m^3
Ambient Temperature：22.3 ℃ ；Liquid Temperature：20.5 ℃

DASY5 Configuration:
- Probe: EX3DV4 - SN7537; ConvF(8.24, 8.24, 8.24) @ 1900 MHz; Calibrated: 2022/04/27
- Sensor-Surface: 1.4mm (Mechanical Surface Detection)
- Electronics: DAE4 Sn1585; Calibrated: 2022/04/21
- Phantom: Twin SAM Phantom_1986; Type: QD 000 P40 CD;
- Measurement SW: DASY52, Version 52.10 (4); SEMCAD X Version 14.6.14 (7483)

Pin=50mW/Area Scan (61x61x1): Interpolated grid: dx=1.500 mm, dy=1.500 mm
Maximum value of SAR (interpolated) = 3.27 W/kg

Pin=50mW/Zoom Scan (5x5x7)/Cube 0: Measurement grid: dx=8mm, dy=8mm, dz=5mm
Reference Value = 46.73 V/m; Power Drift = 0.07 dB
Peak SAR (extrapolated) = 4.00 W/kg
SAR(1 g) = 2.02 W/kg; SAR(10 g) = 1.05 W/kg (SAR corrected for target medium)
Maximum value of SAR (measured) = 3.31 W/kg

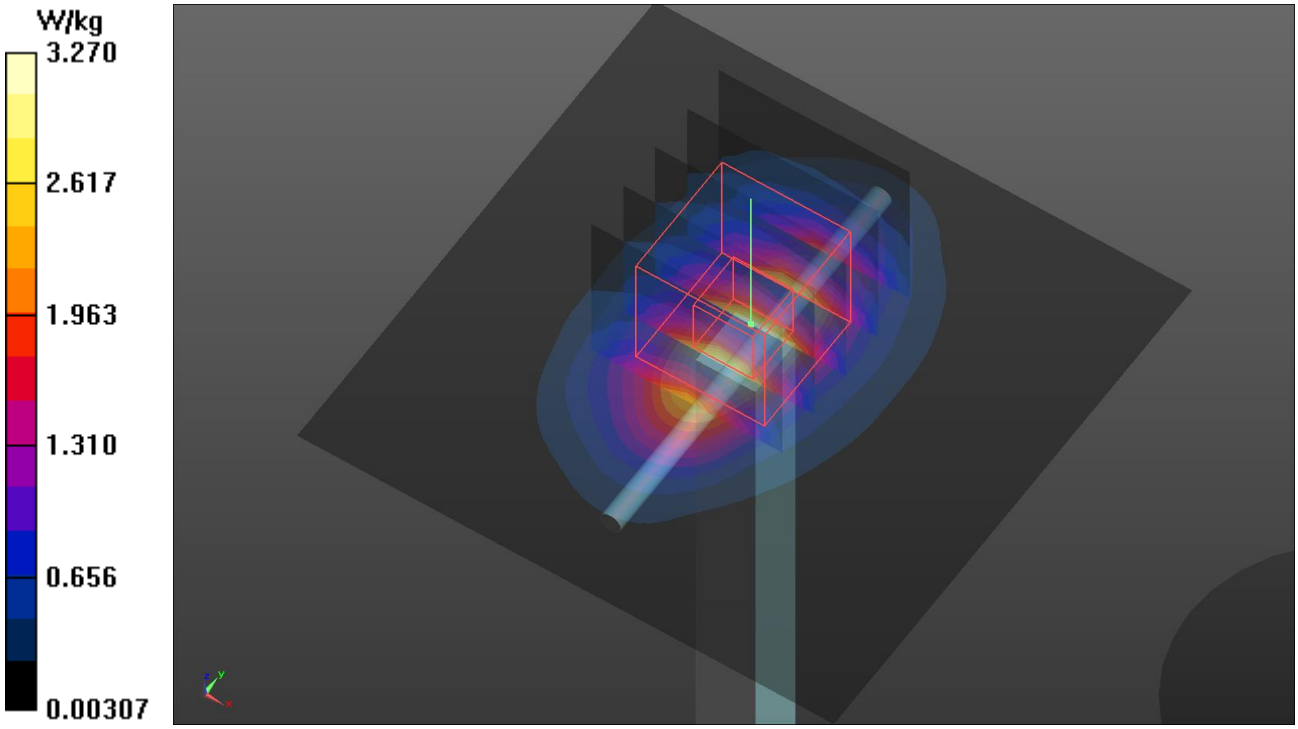

Plots of System Verification

Test Laboratory: Bureau Veritas ADT SAR/HAC Testing Lab Date: 2022/12/25

S14 System Check_H835_221225

DUT: Dipole 835 MHz; Type: D835V2; SN: 4d121

Communication System: UID 0, CW; Frequency: 835 MHz;Duty Cycle: 1:1
Medium: H06T27N3_1225 Medium parameters used: f = 835 MHz; σ = 0.895 S/m; ε_r = 39.906; ρ = 1000 kg/m^3
Ambient Temperature：22.4 ℃ ; Liquid Temperature：21.1 ℃

DASY5 Configuration:
- Probe: EX3DV4 - SN7537; ConvF(10.5, 10.5, 10.5) @ 835 MHz; Calibrated: 2022/04/27
- Sensor-Surface: 1.4mm (Mechanical Surface Detection)
- Electronics: DAE4 Sn1585; Calibrated: 2022/04/21
- Phantom: Twin SAM Phantom_1986; Type: QD 000 P40 CD;
- Measurement SW: DASY52, Version 52.10 (4); SEMCAD X Version 14.6.14 (7483)

Pin=50mW/Area Scan (61x61x1): Interpolated grid: dx=1.500 mm, dy=1.500 mm
Maximum value of SAR (interpolated) = 0.602 W/kg

Pin=50mW/Zoom Scan (5x5x7)/Cube 0: Measurement grid: dx=8mm, dy=8mm, dz=5mm
Reference Value = 26.75 V/m; Power Drift = 0.03 dB
Peak SAR (extrapolated) = 0.686 W/kg
SAR(1 g) = 0.450 W/kg; SAR(10 g) = 0.293 W/kg (SAR corrected for target medium)
Maximum value of SAR (measured) = 0.605 W/kg

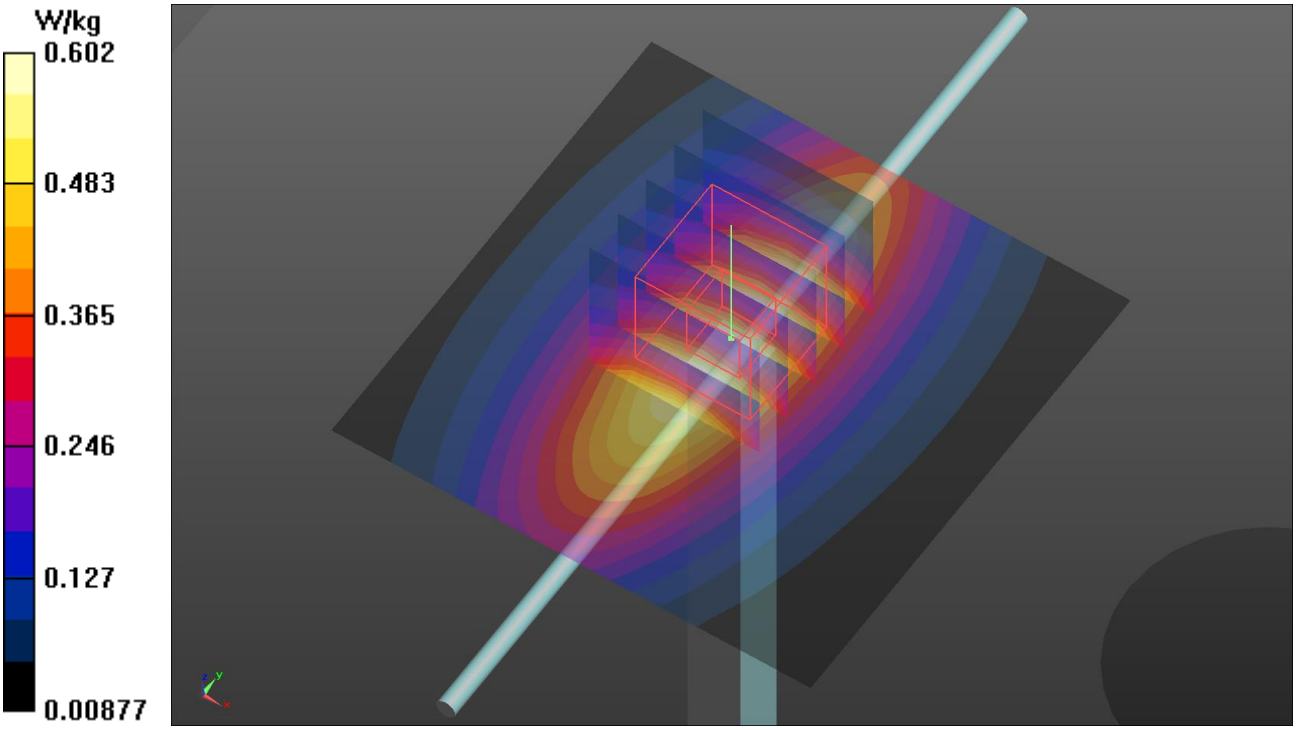

Plots of System Verification

Test Laboratory: Bureau Veritas ADT SAR/HAC Testing Lab Date: 2022/12/24

S16 System Check_H1750_221224

DUT: Dipole 1750 MHz; Type: D1750V2; SN: 1055

Communication System: UID 0, CW; Frequency: 1750 MHz;Duty Cycle: 1:1
Medium: H06T27N3_1224 Medium parameters used: f = 1750 MHz; σ = 1.369 S/m; ε_r = 37.224; ρ = 1000 kg/m^3
Ambient Temperature：22.3 ℃ ; Liquid Temperature：20.5 ℃

DASY5 Configuration:
- Probe: EX3DV4 - SN7537; ConvF(8.57, 8.57, 8.57) @ 1750 MHz; Calibrated: 2022/04/27
- Sensor-Surface: 1.4mm (Mechanical Surface Detection)
- Electronics: DAE4 Sn1585; Calibrated: 2022/04/21
- Phantom: Twin SAM Phantom_1986; Type: QD 000 P40 CD;
- Measurement SW: DASY52, Version 52.10 (4); SEMCAD X Version 14.6.14 (7483)

Pin=50mW/Area Scan (61x61x1): Interpolated grid: dx=1.500 mm, dy=1.500 mm
Maximum value of SAR (interpolated) = 2.81 W/kg

Pin=50mW/Zoom Scan (5x5x7)/Cube 0: Measurement grid: dx=8mm, dy=8mm, dz=5mm
Reference Value = 46.03 V/m; Power Drift = 0.09 dB
Peak SAR (extrapolated) = 3.37 W/kg
SAR(1 g) = 1.81 W/kg; SAR(10 g) = 0.961 W/kg (SAR corrected for target medium)
Maximum value of SAR (measured) = 2.84 W/kg

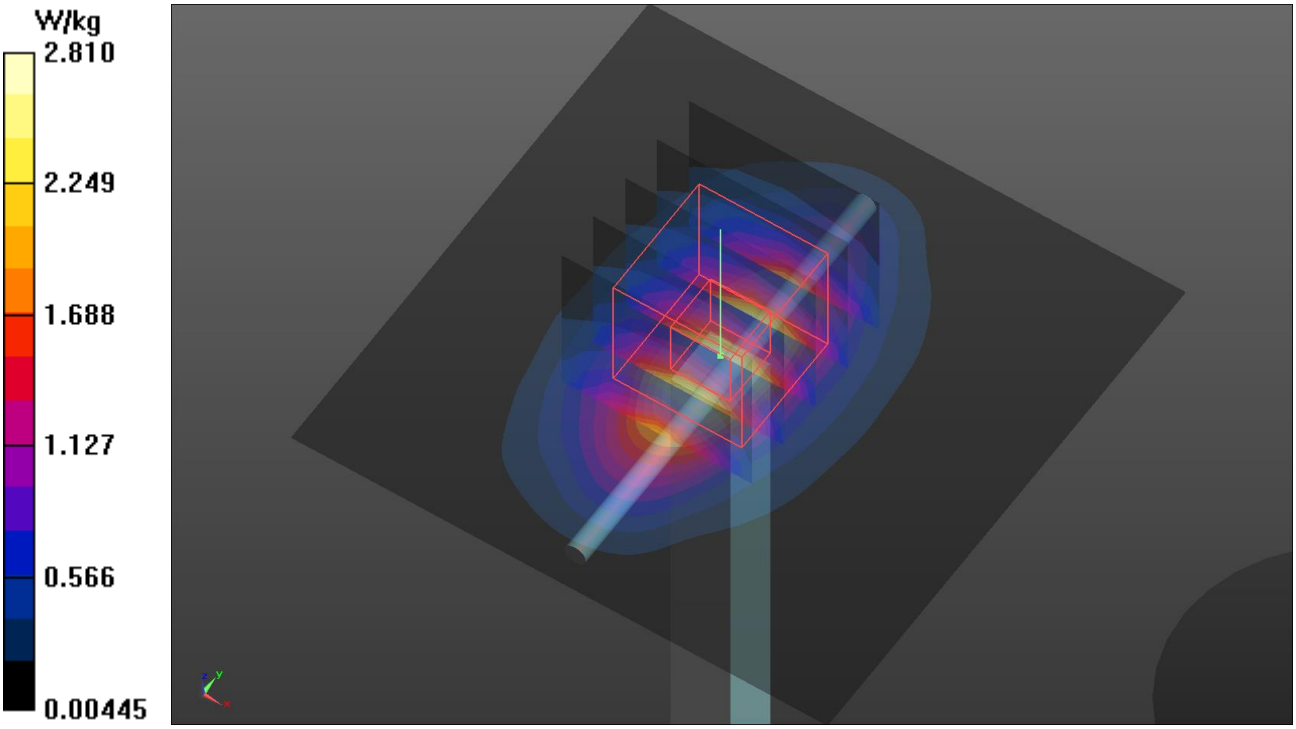

Plots of System Verification

Test Laboratory: Bureau Veritas ADT SAR/HAC Testing Lab Date: 2023/01/17

S17 System Check_H2450_230117

DUT: Dipole 2450 MHz; Type: D2450V2; SN: 737

Communication System: UID 0, CW; Frequency: 2450 MHz;Duty Cycle: 1:1
Medium: H06T27N7_0117 Medium parameters used: f = 2450 MHz; σ = 1.836 S/m; ε_r = 40.292; ρ = 1000 kg/m^3
Ambient Temperature：21.4 ℃ ； Liquid Temperature：21.1 ℃

DASY5 Configuration:
- Probe: EX3DV4 - SN7707; ConvF(8.13, 8.13, 8.13) @ 2450 MHz; Calibrated: 2022/02/21
- Sensor-Surface: 1.4mm (Mechanical Surface Detection)
- Electronics: DAE4 Sn1590; Calibrated: 2022/09/22
- Phantom: Twin SAM Phantom_1823; Type: QD 000 P40 CD;
- Measurement SW: DASY52, Version 52.10 (4); SEMCAD X Version 14.6.14 (7501)

Pin=50mW/Area Scan (81x81x1): Interpolated grid: dx=1.200 mm, dy=1.200 mm
Maximum value of SAR (interpolated) = 4.21 W/kg

Pin=50mW/Zoom Scan (7x7x7)/Cube 0: Measurement grid: dx=5mm, dy=5mm, dz=5mm
Reference Value = 48.93 V/m; Power Drift = -0.01 dB
Peak SAR (extrapolated) = 5.27 W/kg
SAR(1 g) = 2.48 W/kg; SAR(10 g) = 1.16 W/kg (SAR corrected for target medium)
Maximum value of SAR (measured) = 4.21 W/kg

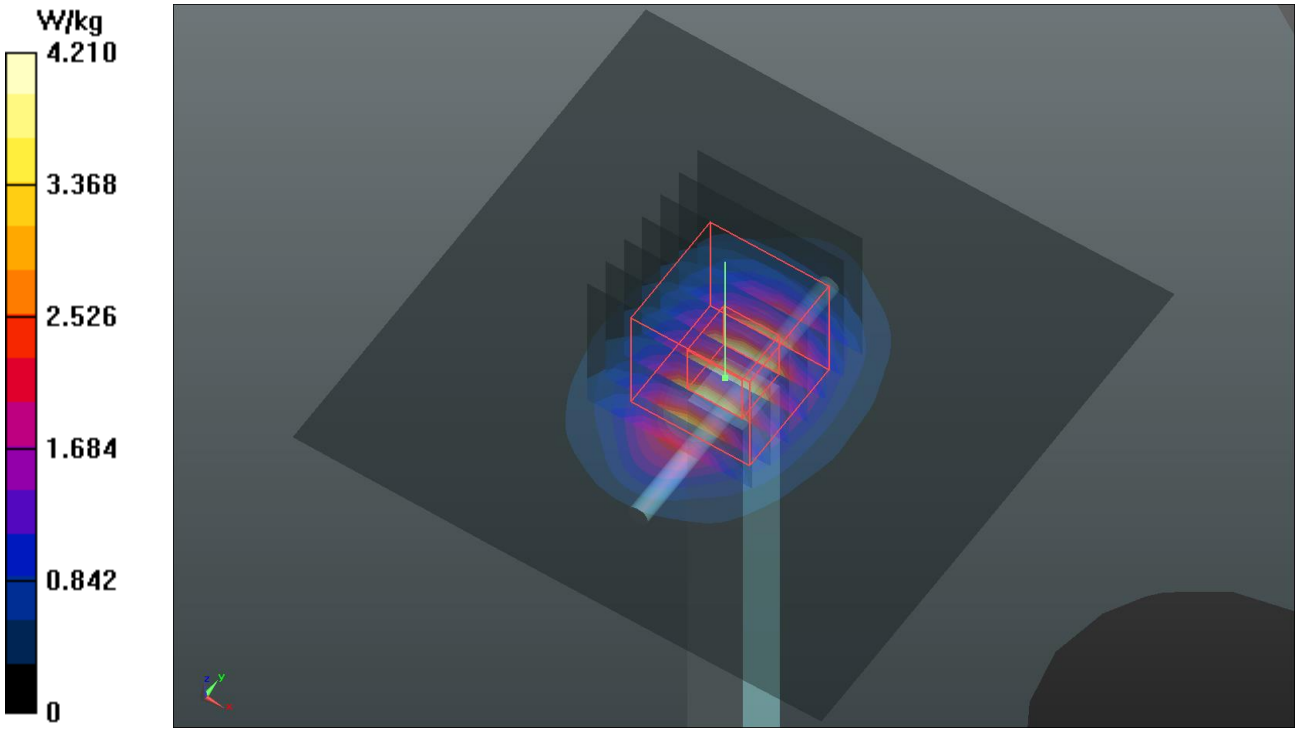

Test Laboratory: Bureau Veritas ADT SAR/HAC Testing Lab Date: 2023/02/17

S18 System Check_H5250_230217

DUT: Dipole 5 GHz; Type: D5GHzV2; SN: 1019

Communication System: UID 0, CW; Frequency: 5250 MHz;Duty Cycle: 1:1
Medium: H51T72N3_0217 Medium parameters used: f = 5250 MHz; σ = 4.563 S/m; ε_r = 36.589; ρ = 1000 kg/m^3
Ambient Temperature：22.7 ℃ ； Liquid Temperature：21.1 ℃

DASY5 Configuration:
- Probe: EX3DV4 - SN7537; ConvF(5.54, 5.54, 5.54) @ 5250 MHz; Calibrated: 2022/04/27
- Sensor-Surface: 1.4mm (Mechanical Surface Detection)
- Electronics: DAE4 Sn1585; Calibrated: 2022/04/21
- Phantom: Twin SAM Phantom_1823; Type: QD 000 P40 CD;
- Measurement SW: DASY52, Version 52.10 (4); SEMCAD X Version 14.6.14 (7501)

Pin=50mW/Area Scan (91x91x1): Interpolated grid: dx=1.000 mm, dy=1.000 mm
Maximum value of SAR (interpolated) = 9.64 W/kg

Pin=50mW/Zoom Scan (7x7x7)/Cube 0: Measurement grid: dx=4mm, dy=4mm, dz=1.4mm
Reference Value = 44.27 V/m; Power Drift = -0.05 dB
Peak SAR (extrapolated) = 15.8 W/kg
SAR(1 g) = 3.89 W/kg; SAR(10 g) = 1.11 W/kg (SAR corrected for target medium)
Maximum value of SAR (measured) = 9.96 W/kg

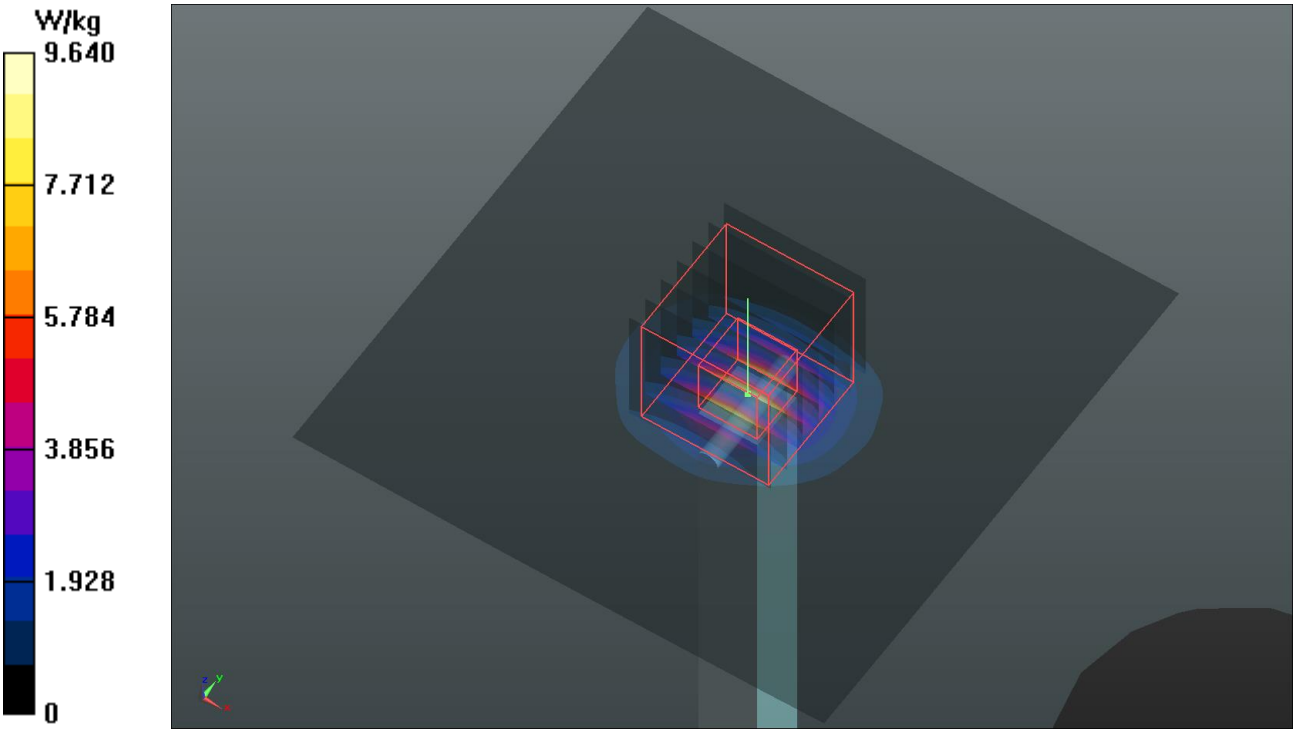

Plots of System Verification

Test Laboratory: Bureau Veritas ADT SAR/HAC Testing Lab Date: 2023/01/17

S19 System Check_H2450_230117

DUT: Dipole 2450 MHz; Type: D2450V2; SN: 737

Communication System: UID 0, CW; Frequency: 2450 MHz;Duty Cycle: 1:1
Medium: H06T27N7_0117 Medium parameters used: f = 2450 MHz; σ = 1.836 S/m; ε_r = 40.292; ρ = 1000 kg/m^3
Ambient Temperature：21.4 ℃ ； Liquid Temperature：21.1 ℃

DASY5 Configuration:
- Probe: EX3DV4 - SN7707; ConvF(8.13, 8.13, 8.13) @ 2450 MHz; Calibrated: 2022/02/21
- Sensor-Surface: 1.4mm (Mechanical Surface Detection)
- Electronics: DAE4 Sn1590; Calibrated: 2022/09/22
- Phantom: Twin SAM Phantom_1823; Type: QD 000 P40 CD;
- Measurement SW: DASY52, Version 52.10 (4); SEMCAD X Version 14.6.14 (7501)

Pin=50mW/Area Scan (81x81x1): Interpolated grid: dx=1.200 mm, dy=1.200 mm
Maximum value of SAR (interpolated) = 4.21 W/kg

Pin=50mW/Zoom Scan (7x7x7)/Cube 0: Measurement grid: dx=5mm, dy=5mm, dz=5mm
Reference Value = 48.93 V/m; Power Drift = -0.01 dB
Peak SAR (extrapolated) = 5.27 W/kg
SAR(1 g) = 2.48 W/kg; SAR(10 g) = 1.16 W/kg (SAR corrected for target medium)
Maximum value of SAR (measured) = 4.21 W/kg

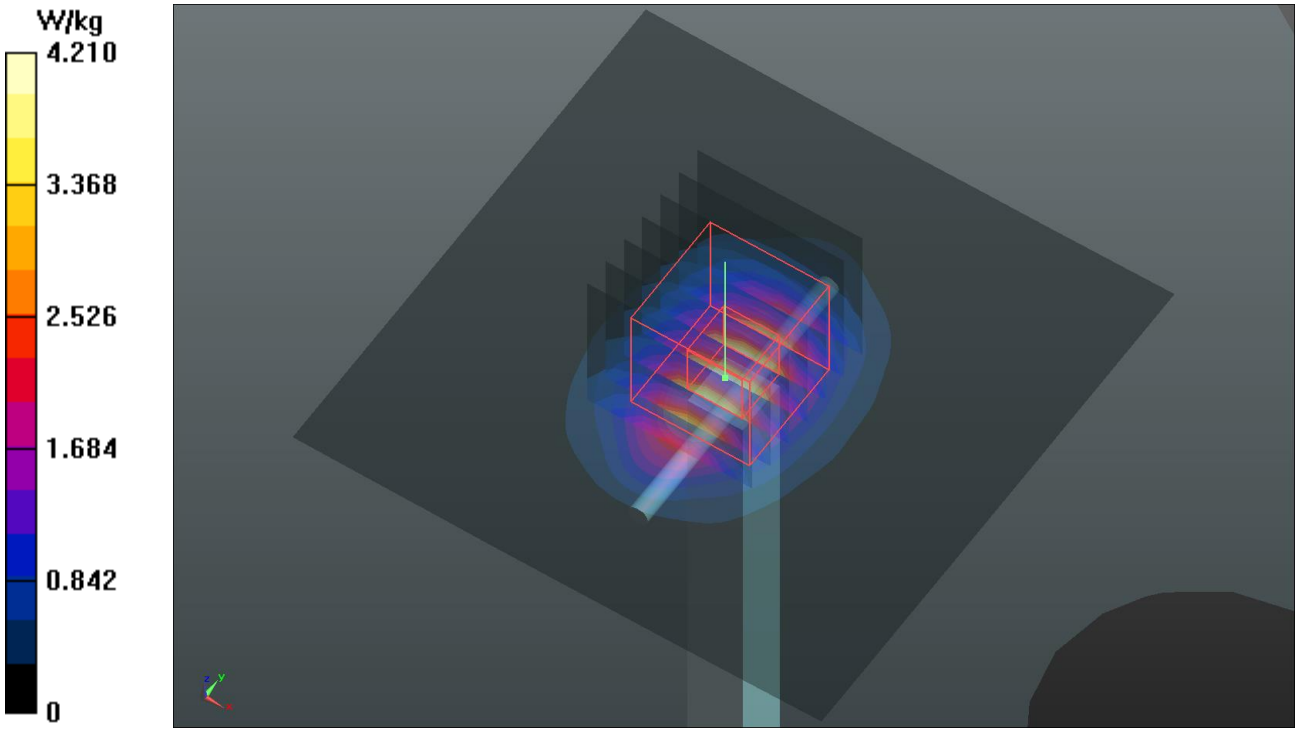

Appendix B. Plots of Measurement

The SAR plots for highest measured SAR in each exposure configuration, wireless mode and frequency band combination are shown as follows.

Plots of Measurement

Test Laboratory: Bureau Veritas ADT SAR/HAC Testing Lab Date: 2023/01/06

P01 GSM850_GPRS10_Rear Face_0mm_Ch251_Ant 0

DUT: BBGM-WTW-P22110832

Communication System: UID 10024 - DAC, GPRS-FDD (TDMA, GMSK, TN 0-1); Frequency: 848.8 MHz;Duty Cycle: 1:4.53
Medium: H06T27N5_0106 Medium parameters used: f = 849 MHz; σ = 0.966 S/m; ε_r = 40.618; ρ = 1000 kg/m^3
Ambient Temperature：22.8 ℃ ； Liquid Temperature：21.4 ℃

DASY5 Configuration:
- Probe: EX3DV4 - SN7472; ConvF(10.1, 10.1, 10.1) @ 848.8 MHz; Calibrated: 2022/05/27
- Sensor-Surface: 1.4mm (Mechanical Surface Detection)
- Electronics: DAE3 Sn579; Calibrated: 2022/06/01
- Phantom: Twin-SAM V8.0_1988; Type: QD 000 P41 AA;
- Measurement SW: DASY52, Version 52.10 (4); SEMCAD X Version 14.6.14 (7501)

Area Scan (71x121x1): Interpolated grid: dx=1.500 mm, dy=1.500 mm
Maximum value of SAR (interpolated) = 2.76 W/kg

Zoom Scan (5x5x7)/Cube 0: Measurement grid: dx=8mm, dy=8mm, dz=5mm
Reference Value = 52.74 V/m; Power Drift = -0.04 dB
Peak SAR (extrapolated) = 5.04 W/kg
SAR(1 g) = 1.15 W/kg; SAR(10 g) = 0.521 W/kg (SAR corrected for target medium)
Smallest distance from peaks to all points 3 dB below = 8.8 mm
Ratio of SAR at M2 to SAR at M1 = 35.1%
Maximum value of SAR (measured) = 3.00 W/kg

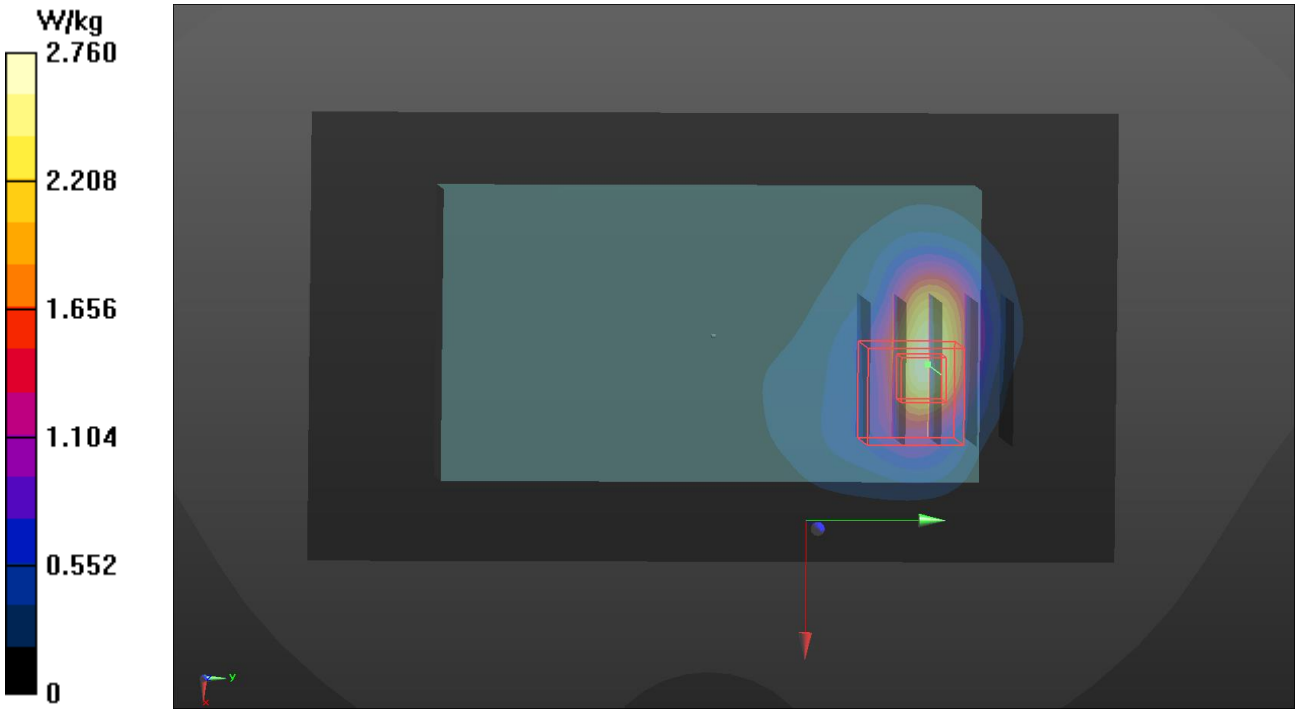

Plots of Measurement

Test Laboratory: Bureau Veritas ADT SAR/HAC Testing Lab Date: 2023/01/06

P02 GSM1900_GPRS12_Top Curve Side_0mm_Ch810_Ant 0

DUT: BBGM-WTW-P22110832

Communication System: UID 10028 - DAC, GPRS-FDD (TDMA, GMSK, TN 0-1-2-3); Frequency: 1909.8 MHz;Duty Cycle: 1:2.27
Medium: H06T27N5_0106 Medium parameters used: f = 1910 MHz; σ = 1.471 S/m; ε_r = 38.355; ρ = 1000 kg/m^3
Ambient Temperature：22.8 ℃ ； Liquid Temperature：21.4 ℃

DASY5 Configuration:
- Probe: EX3DV4 - SN7472; ConvF(8.44, 8.44, 8.44) @ 1909.8 MHz; Calibrated: 2022/05/27
- Sensor-Surface: 1.4mm (Mechanical Surface Detection)
- Electronics: DAE3 Sn579; Calibrated: 2022/06/01
- Phantom: Twin-SAM V8.0_1988; Type: QD 000 P41 AA;
- Measurement SW: DASY52, Version 52.10 (4); SEMCAD X Version 14.6.14 (7501)

Area Scan (41x71x1): Interpolated grid: dx=1.500 mm, dy=1.500 mm
Maximum value of SAR (interpolated) = 3.20 W/kg

Zoom Scan (5x5x7)/Cube 0: Measurement grid: dx=8mm, dy=8mm, dz=5mm
Reference Value = 42.76 V/m; Power Drift = 0.19 dB
Peak SAR (extrapolated) = 5.66 W/kg
SAR(1 g) = 2.31 W/kg; SAR(10 g) = 1.12 W/kg (SAR corrected for target medium)
Smallest distance from peaks to all points 3 dB below = 8.1 mm
Ratio of SAR at M2 to SAR at M1 = 49%
Maximum value of SAR (measured) = 3.69 W/kg



Test Laboratory: Bureau Veritas ADT SAR/HAC Testing Lab Date: 2022/12/24

P03 WCDMA II_RMC12.2K_Top Curve Side_0mm_Ch9400_Ant 0

DUT: BBGM-WTW-P22110832

Communication System: UID 10011 - CAC, UMTS-FDD (WCDMA); Frequency: 1880 MHz;Duty Cycle: 1:1.95
Medium: H06T27N3_1224 Medium parameters used: f = 1880 MHz; σ = 1.442 S/m; ε_r = 37.036; ρ = 1000 kg/m^3
Ambient Temperature：22.3 ℃ ；Liquid Temperature：20.5 ℃

DASY5 Configuration:
- Probe: EX3DV4 - SN7537; ConvF(8.24, 8.24, 8.24) @ 1880 MHz; Calibrated: 2022/04/27
- Sensor-Surface: 1.4mm (Mechanical Surface Detection)
- Electronics: DAE4 Sn1585; Calibrated: 2022/04/21
- Phantom: Twin SAM Phantom_1986; Type: QD 000 P40 CD;
- Measurement SW: DASY52, Version 52.10 (4); SEMCAD X Version 14.6.14 (7483)

Area Scan (41x71x1): Interpolated grid: dx=1.500 mm, dy=1.500 mm
Maximum value of SAR (interpolated) = 4.91 W/kg

Zoom Scan (5x5x7)/Cube 0: Measurement grid: dx=8mm, dy=8mm, dz=5mm
Reference Value = 47.17 V/m; Power Drift = -0.07 dB
Peak SAR (extrapolated) = 6.75 W/kg
SAR(1 g) = 3.17 W/kg; SAR(10 g) = 1.45 W/kg (SAR corrected for target medium)
Smallest distance from peaks to all points 3 dB below = 8.6 mm
Ratio of SAR at M2 to SAR at M1 = 50.1%
Maximum value of SAR (measured) = 5.48 W/kg

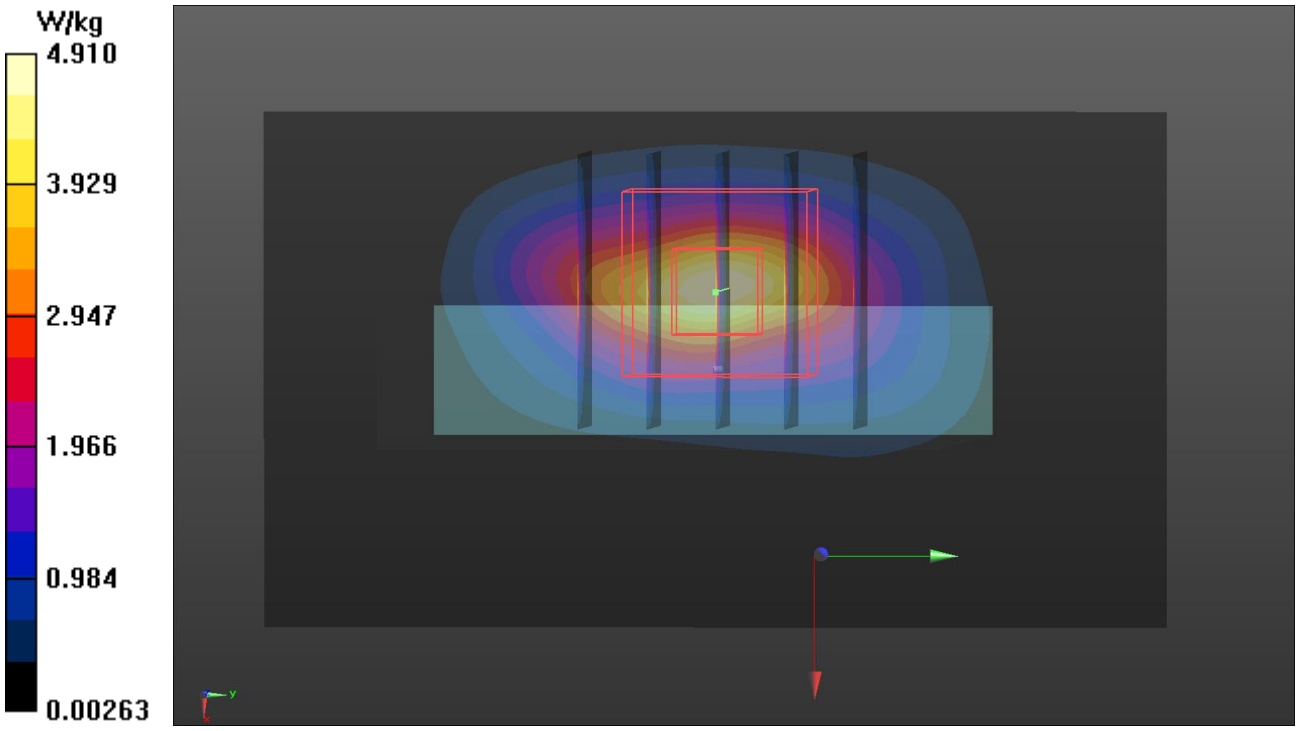

Test Laboratory: Bureau Veritas ADT SAR/HAC Testing Lab Date: 2022/12/24

P04 WCDMA IV_RMC12.2K_Top Curve Side_0mm_Ch1312_Ant 0

DUT: BBGM-WTW-P22110832

Communication System: UID 10011 - CAC, UMTS-FDD (WCDMA); Frequency: 1712.4 MHz;Duty Cycle: 1:1.95
Medium: H06T27N3_1224 Medium parameters used (interpolated): f = 1712.4 MHz; σ = 1.35 S/m; ε_r = 37.267; ρ = 1000 kg/m^3

Ambient Temperature：22.3 ℃ ；Liquid Temperature：20.5 ℃

DASY5 Configuration:
- Probe: EX3DV4 - SN7537; ConvF(8.57, 8.57, 8.57) @ 1712.4 MHz; Calibrated: 2022/04/27
- Sensor-Surface: 1.4mm (Mechanical Surface Detection)
- Electronics: DAE4 Sn1585; Calibrated: 2022/04/21
- Phantom: Twin SAM Phantom_1986; Type: QD 000 P40 CD;
- Measurement SW: DASY52, Version 52.10 (4); SEMCAD X Version 14.6.14 (7483)

Area Scan (41x71x1): Interpolated grid: dx=1.500 mm, dy=1.500 mm
Maximum value of SAR (interpolated) = 5.93 W/kg

Zoom Scan (5x5x7)/Cube 0: Measurement grid: dx=8mm, dy=8mm, dz=5mm
Reference Value = 45.01 V/m; Power Drift = -0.11 dB
Peak SAR (extrapolated) = 8.98 W/kg
SAR(1 g) = 3.94 W/kg; SAR(10 g) = 1.67 W/kg (SAR corrected for target medium)
Smallest distance from peaks to all points 3 dB below = 8.4 mm
Ratio of SAR at M2 to SAR at M1 = 44.7%
Maximum value of SAR (measured) = 7.12 W/kg

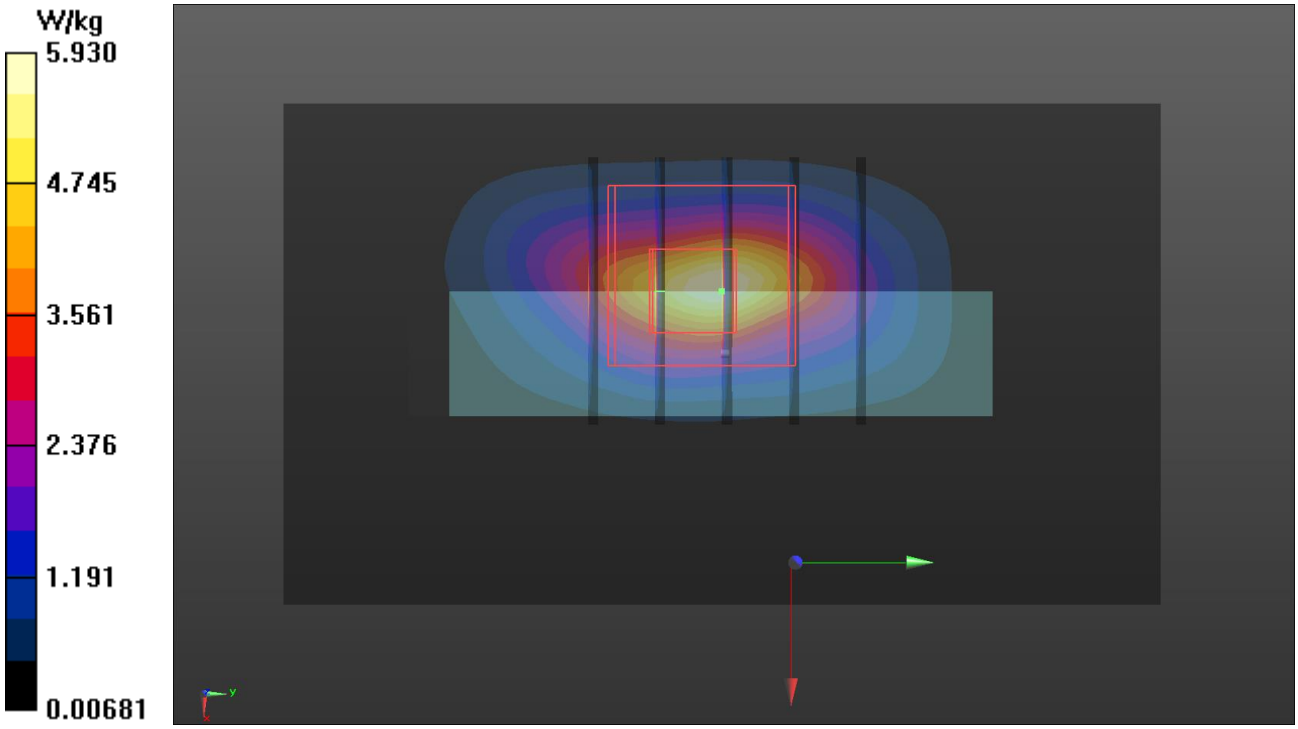

Plots of Measurement

Test Laboratory: Bureau Veritas ADT SAR/HAC Testing Lab Date: 2022/12/25

P05 WCDMA V_RMC12.2K_Rear Face_0mm_Ch4132_Ant 0

DUT: BBGM-WTW-P22110832

Communication System: UID 10011 - CAC, UMTS-FDD (WCDMA); Frequency: 826.4 MHz;Duty Cycle: 1:1.95
Medium: H06T27N3_1225 Medium parameters used (interpolated): f = 826.4 MHz; σ = 0.892 S/m; ε_r = 39.937; ρ = 1000 kg/m^3

Ambient Temperature：22.4 ℃ ；Liquid Temperature：21.1 ℃

DASY5 Configuration:
- Probe: EX3DV4 - SN7537; ConvF(10.5, 10.5, 10.5) @ 826.4 MHz; Calibrated: 2022/04/27
- Sensor-Surface: 1.4mm (Mechanical Surface Detection)
- Electronics: DAE4 Sn1585; Calibrated: 2022/04/21
- Phantom: Twin SAM Phantom_1986; Type: QD 000 P40 CD;
- Measurement SW: DASY52, Version 52.10 (4); SEMCAD X Version 14.6.14 (7483)

Area Scan (71x121x1): Interpolated grid: dx=1.500 mm, dy=1.500 mm
Maximum value of SAR (interpolated) = 3.72 W/kg

Zoom Scan (5x5x7)/Cube 0: Measurement grid: dx=8mm, dy=8mm, dz=5mm
Reference Value = 63.93 V/m; Power Drift = 0.02 dB
Peak SAR (extrapolated) = 12.7 W/kg
SAR(1 g) = 1.82 W/kg; SAR(10 g) = 0.801 W/kg (SAR corrected for target medium)
Smallest distance from peaks to all points 3 dB below = 8.5 mm
Ratio of SAR at M2 to SAR at M1 = 36.9%
Maximum value of SAR (measured) = 6.37 W/kg

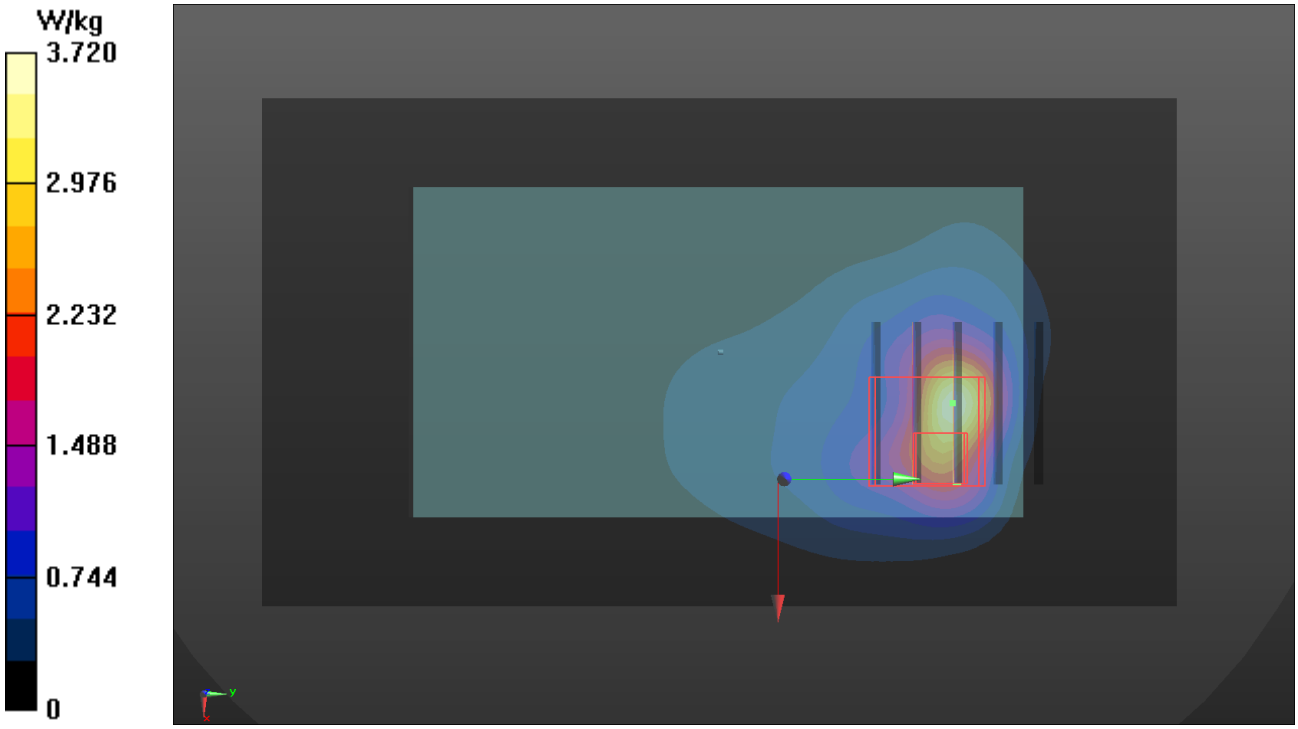

Test Laboratory: Bureau Veritas ADT SAR/HAC Testing Lab Date: 2022/12/24

P06 LTE 2_QPSK20M_Top Curve Side_0mm_Ch18700_1RB_OS0_Ant 0

DUT: BBGM-WTW-P22110832

Communication System: UID 10169 - CAF, LTE-FDD (SC-FDMA, 1 RB, 20 MHz, QPSK); Frequency: 1860 MHz;Duty Cycle: 1:3.74
Medium: H06T27N3_1224 Medium parameters used: f = 1860 MHz; σ = 1.431 S/m; ε_r = 37.068; ρ = 1000 kg/m^3
Ambient Temperature：22.3 ℃ ; Liquid Temperature：20.5 ℃

DASY5 Configuration:
- Probe: EX3DV4 - SN7537; ConvF(8.24, 8.24, 8.24) @ 1860 MHz; Calibrated: 2022/04/27
- Sensor-Surface: 1.4mm (Mechanical Surface Detection)
- Electronics: DAE4 Sn1585; Calibrated: 2022/04/21
- Phantom: Twin SAM Phantom_1986; Type: QD 000 P40 CD;
- Measurement SW: DASY52, Version 52.10 (4); SEMCAD X Version 14.6.14 (7483)

Area Scan (41x71x1): Interpolated grid: dx=1.500 mm, dy=1.500 mm
Maximum value of SAR (interpolated) = 5.34 W/kg

Zoom Scan (5x5x7)/Cube 0: Measurement grid: dx=8mm, dy=8mm, dz=5mm
Reference Value = 49.57 V/m; Power Drift = -0.07 dB
Peak SAR (extrapolated) = 7.42 W/kg
SAR(1 g) = 3.41 W/kg; SAR(10 g) = 1.56 W/kg (SAR corrected for target medium)
Smallest distance from peaks to all points 3 dB below = 8.4 mm
Ratio of SAR at M2 to SAR at M1 = 49.7%
Maximum value of SAR (measured) = 5.89 W/kg

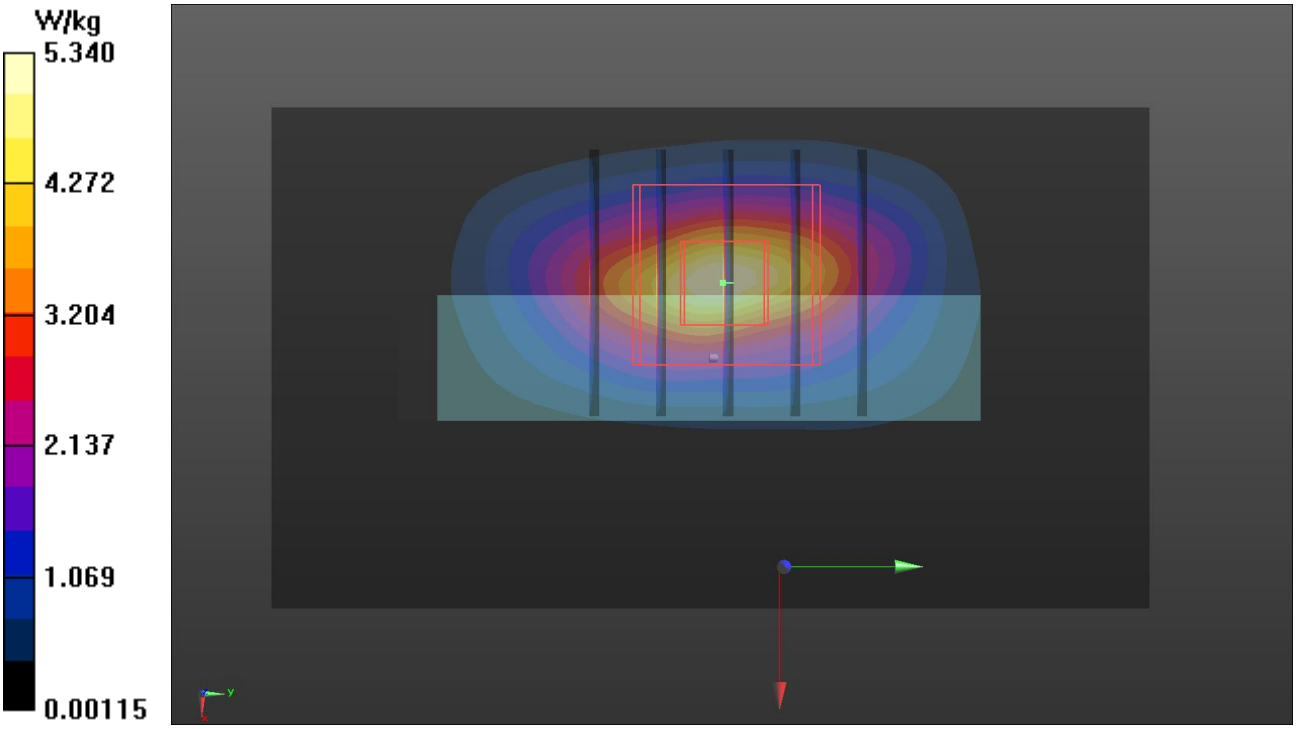

Test Laboratory: Bureau Veritas ADT SAR/HAC Testing Lab Date: 2022/12/24

P07 LTE 4_QPSK20M_Rear Face_0mm_Ch20175_1RB_OS0_Ant 0

DUT: BBGM-WTW-P22110832

Communication System: UID 10169 - CAF, LTE-FDD (SC-FDMA, 1 RB, 20 MHz, QPSK); Frequency: 1732.5 MHz;Duty Cycle: 1:3.74
Medium: H06T27N3_1224 Medium parameters used (interpolated): f = 1732.5 MHz; σ = 1.36 S/m; ε_r = 37.241; ρ = 1000 kg/m^3
Ambient Temperature：22.3 ℃ ；Liquid Temperature：20.5 ℃

DASY5 Configuration:
- Probe: EX3DV4 - SN7537; ConvF(8.57, 8.57, 8.57) @ 1732.5 MHz; Calibrated: 2022/04/27
- Sensor-Surface: 1.4mm (Mechanical Surface Detection)
- Electronics: DAE4 Sn1585; Calibrated: 2022/04/21
- Phantom: Twin SAM Phantom_1986; Type: QD 000 P40 CD;
- Measurement SW: DASY52, Version 52.10 (4); SEMCAD X Version 14.6.14 (7483)

Area Scan (71x121x1): Interpolated grid: dx=1.500 mm, dy=1.500 mm
Maximum value of SAR (interpolated) = 7.91 W/kg

Zoom Scan (5x5x7)/Cube 0: Measurement grid: dx=8mm, dy=8mm, dz=5mm
Reference Value = 72.83 V/m; Power Drift = -0.05 dB
Peak SAR (extrapolated) = 9.01 W/kg
SAR(1 g) = 3.86 W/kg; SAR(10 g) = 1.93 W/kg (SAR corrected for target medium)
Smallest distance from peaks to all points 3 dB below = 9.6 mm
Ratio of SAR at M2 to SAR at M1 = 47.5%
Maximum value of SAR (measured) = 6.45 W/kg

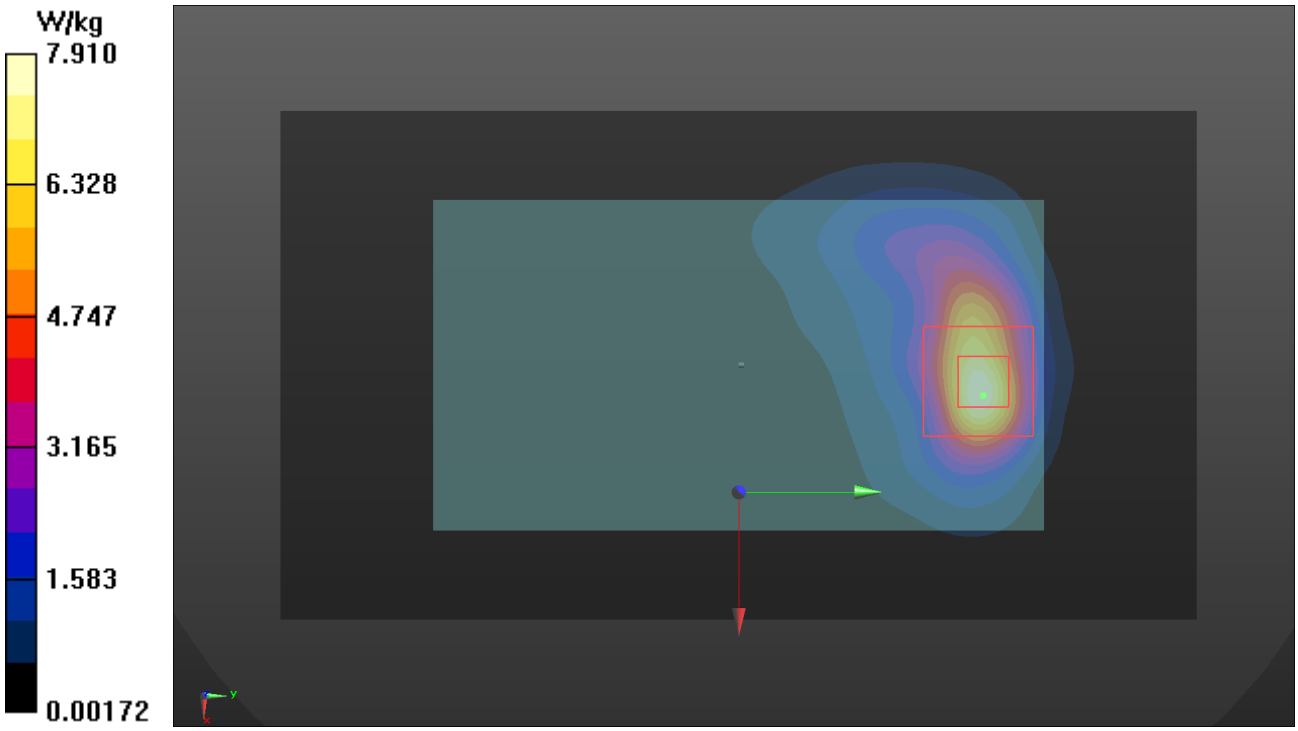

Test Laboratory: Bureau Veritas ADT SAR/HAC Testing Lab Date: 2022/12/25

P08 LTE 5_QPSK10M_Rear Face_0mm_Ch20600_1RB_OS0_Ant 0

DUT: BBGM-WTW-P22110832

Communication System: UID 10175 - CAH, LTE-FDD (SC-FDMA, 1 RB, 10 MHz, QPSK); Frequency: 844 MHz;Duty Cycle: 1:3.74
Medium: H06T27N3_1225 Medium parameters used: f = 844 MHz; σ = 0.898 S/m; ε_r = 39.877; ρ = 1000 kg/m^3
Ambient Temperature：22.4 ℃ ；Liquid Temperature：21.1 ℃

DASY5 Configuration:
- Probe: EX3DV4 - SN7537; ConvF(10.5, 10.5, 10.5) @ 844 MHz; Calibrated: 2022/04/27
- Sensor-Surface: 1.4mm (Mechanical Surface Detection)
- Electronics: DAE4 Sn1585; Calibrated: 2022/04/21
- Phantom: Twin SAM Phantom_1986; Type: QD 000 P40 CD;
- Measurement SW: DASY52, Version 52.10 (4); SEMCAD X Version 14.6.14 (7483)

Area Scan (71x121x1): Interpolated grid: dx=1.500 mm, dy=1.500 mm
Maximum value of SAR (interpolated) = 4.75 W/kg

Zoom Scan (5x5x7)/Cube 0: Measurement grid: dx=8mm, dy=8mm, dz=5mm
Reference Value = 73.52 V/m; Power Drift = -0.11 dB
Peak SAR (extrapolated) = 9.32 W/kg
SAR(1 g) = 2.1 W/kg; SAR(10 g) = 0.937 W/kg (SAR corrected for target medium)
Smallest distance from peaks to all points 3 dB below = 8.8 mm
Ratio of SAR at M2 to SAR at M1 = 32.1%
Maximum value of SAR (measured) = 5.63 W/kg

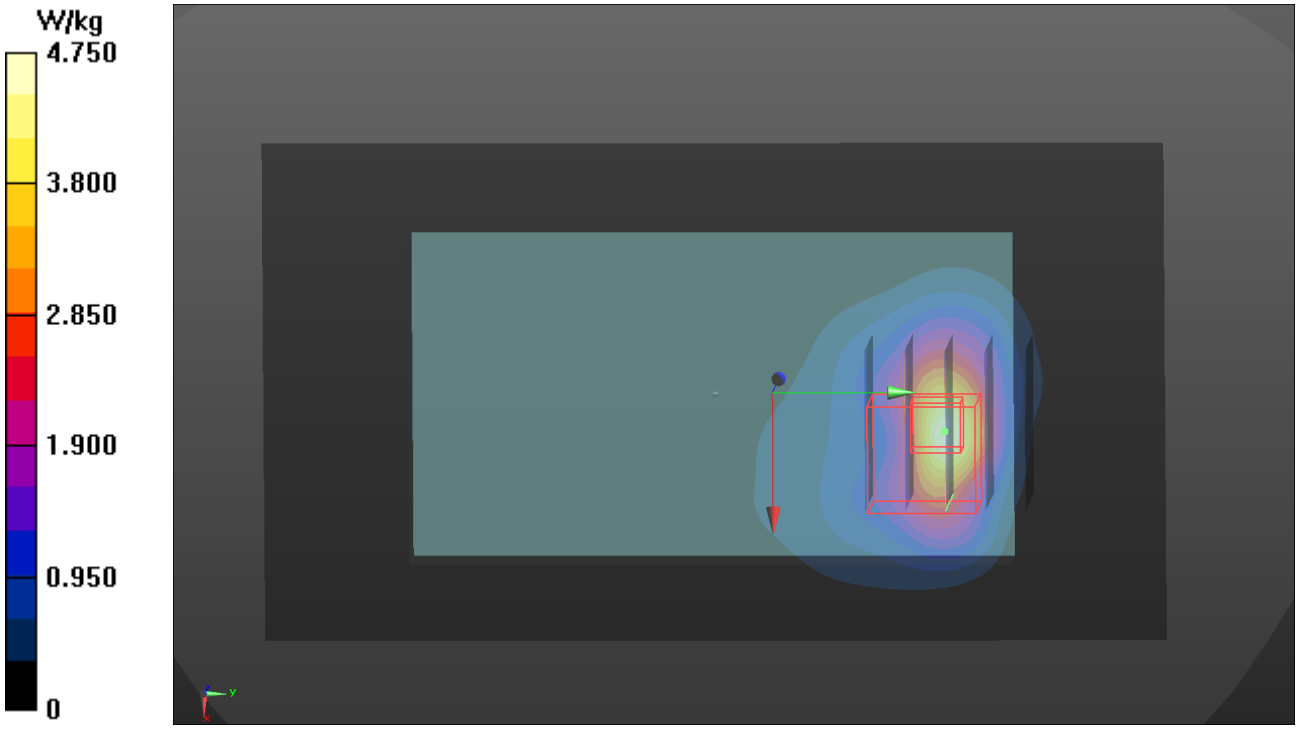

Test Laboratory: Bureau Veritas ADT SAR/HAC Testing Lab Date: 2022/12/23

P09 LTE 7_QPSK20M_Rear Face_0mm_Ch20850_1RB_OS0_Ant 0

DUT: BBGM-WTW-P22110832

Communication System: UID 10169 - CAF, LTE-FDD (SC-FDMA, 1 RB, 20 MHz, QPSK); Frequency: 2510 MHz;Duty Cycle: 1:3.74
Medium: H06T27N3_1223 Medium parameters used: f = 2510 MHz; σ = 1.875 S/m; ε_r = 41.224; ρ = 1000 kg/m^3
Ambient Temperature：22.3 ℃ ；Liquid Temperature：21.7 ℃

DASY5 Configuration:
- Probe: EX3DV4 - SN7537; ConvF(7.52, 7.52, 7.52) @ 2510 MHz; Calibrated: 2022/04/27
- Sensor-Surface: 1.4mm (Mechanical Surface Detection)
- Electronics: DAE4 Sn1585; Calibrated: 2022/04/21
- Phantom: Twin SAM Phantom_1986; Type: QD 000 P40 CD;
- Measurement SW: DASY52, Version 52.10 (4); SEMCAD X Version 14.6.14 (7483)

Area Scan (91x151x1): Interpolated grid: dx=1.200 mm, dy=1.200 mm
Maximum value of SAR (interpolated) = 2.81 W/kg

Zoom Scan (7x7x7)/Cube 0: Measurement grid: dx=5mm, dy=5mm, dz=5mm
Reference Value = 33.56 V/m; Power Drift = -0.16 dB
Peak SAR (extrapolated) = 4.57 W/kg
SAR(1 g) = 1.77 W/kg; SAR(10 g) = 0.753 W/kg (SAR corrected for target medium)
Smallest distance from peaks to all points 3 dB below = 5.3 mm
Ratio of SAR at M2 to SAR at M1 = 37.9%
Maximum value of SAR (measured) = 3.23 W/kg

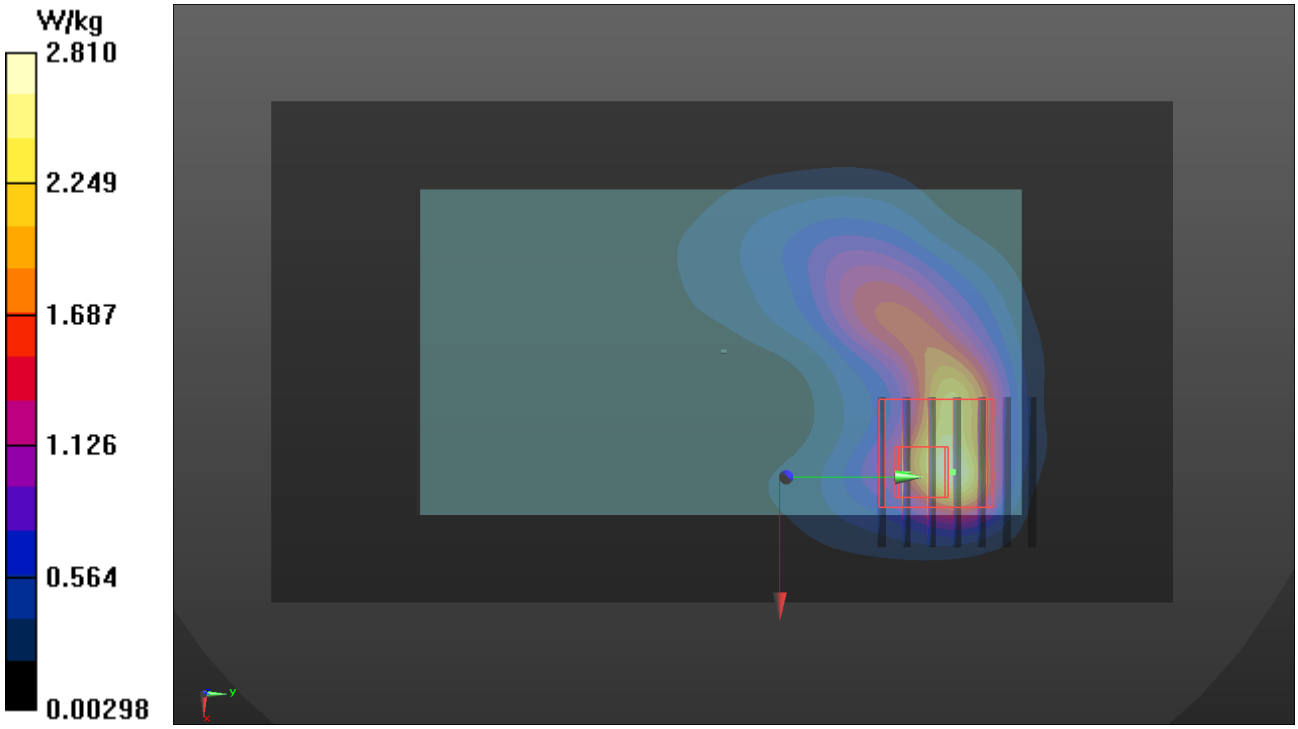

Plots of Measurement

Test Laboratory: Bureau Veritas ADT SAR/HAC Testing Lab Date: 2022/12/23

P10 LTE 12_QPSK10M_Rear Face_0mm_Ch23060_1RB_OS0_Ant 0

DUT: BBGM-WTW-P22110832

Communication System: UID 10175 - CAH, LTE-FDD (SC-FDMA, 1 RB, 10 MHz, QPSK); Frequency: 704 MHz;Duty Cycle: 1:3.74
Medium: H06T27N3_1223 Medium parameters used: f = 704 MHz; σ = 0.901 S/m; ε_r = 44.219; ρ = 1000 kg/m^3
Ambient Temperature：22.3 ℃ ; Liquid Temperature：21.7 ℃

DASY5 Configuration:
- Probe: EX3DV4 - SN7537; ConvF(10.74, 10.74, 10.74) @ 704 MHz; Calibrated: 2022/04/27
- Sensor-Surface: 1.4mm (Mechanical Surface Detection)
- Electronics: DAE4 Sn1585; Calibrated: 2022/04/21
- Phantom: Twin SAM Phantom_1986; Type: QD 000 P40 CD;
- Measurement SW: DASY52, Version 52.10 (4); SEMCAD X Version 14.6.14 (7483)

Area Scan (71x121x1): Interpolated grid: dx=1.500 mm, dy=1.500 mm
Maximum value of SAR (interpolated) = 4.13 W/kg

Zoom Scan (5x5x7)/Cube 0: Measurement grid: dx=8mm, dy=8mm, dz=5mm
Reference Value = 59.88 V/m; Power Drift = -0.09 dB
Peak SAR (extrapolated) = 7.92 W/kg
SAR(1 g) = 1.83 W/kg; SAR(10 g) = 0.903 W/kg (SAR corrected for target medium)
Smallest distance from peaks to all points 3 dB below = 8.4 mm
Ratio of SAR at M2 to SAR at M1 = 43.9%
Maximum value of SAR (measured) = 4.47 W/kg

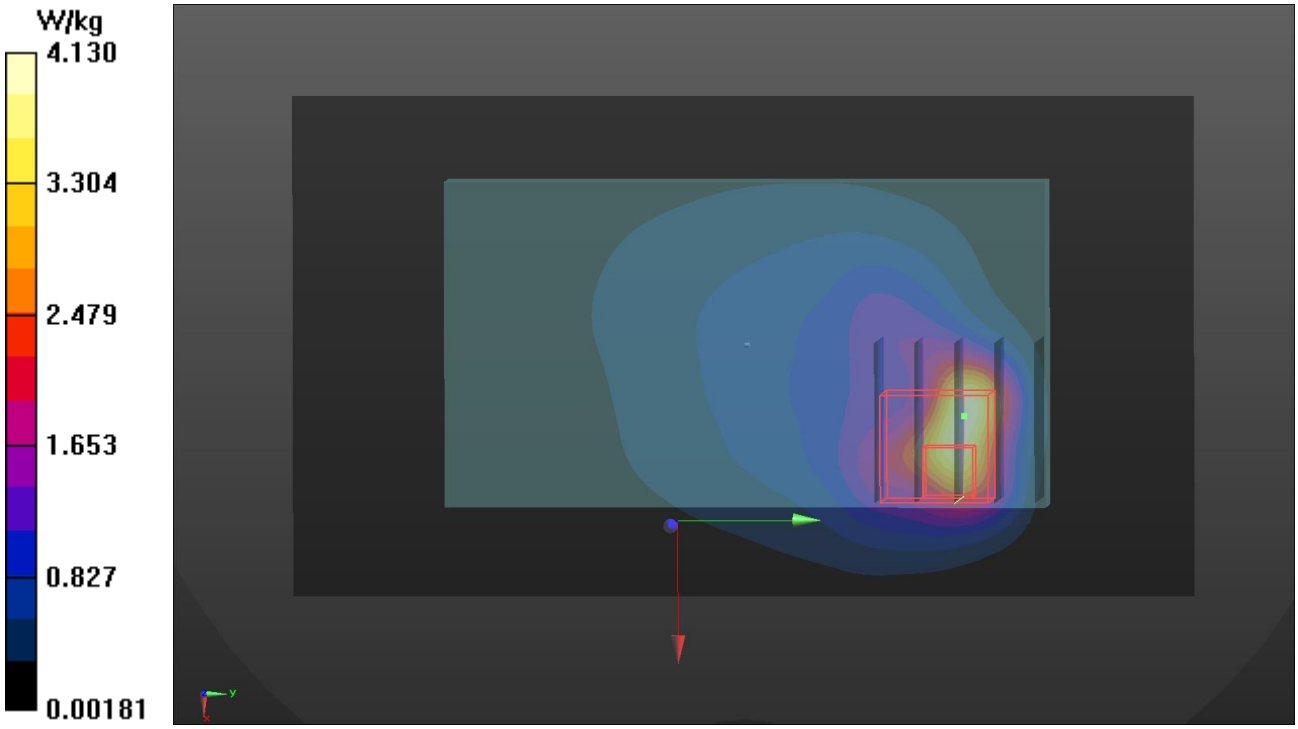

Test Laboratory: Bureau Veritas ADT SAR/HAC Testing Lab Date: 2022/12/23

P11 LTE 13_QPSK10M_Rear Face_0mm_Ch23230_1RB_OS0_Ant 0

DUT: BBGM-WTW-P22110832

Communication System: UID 10175 - CAH, LTE-FDD (SC-FDMA, 1 RB, 10 MHz, QPSK); Frequency: 782 MHz;Duty Cycle: 1:3.74
Medium: H06T27N3_1223 Medium parameters used: f = 782 MHz; σ = 0.927 S/m; ε_r = 44.04; ρ = 1000 kg/m^3
Ambient Temperature：22.3 ℃ ；Liquid Temperature：21.7 ℃

DASY5 Configuration:
- Probe: EX3DV4 - SN7537; ConvF(10.74, 10.74, 10.74) @ 782 MHz; Calibrated: 2022/04/27
- Sensor-Surface: 1.4mm (Mechanical Surface Detection)
- Electronics: DAE4 Sn1585; Calibrated: 2022/04/21
- Phantom: Twin SAM Phantom_1986; Type: QD 000 P40 CD;
- Measurement SW: DASY52, Version 52.10 (4); SEMCAD X Version 14.6.14 (7483)

Area Scan (71x121x1): Interpolated grid: dx=1.500 mm, dy=1.500 mm
Maximum value of SAR (interpolated) = 4.58 W/kg

Zoom Scan (5x5x7)/Cube 0: Measurement grid: dx=8mm, dy=8mm, dz=5mm
Reference Value = 65.86 V/m; Power Drift = -0.06 dB
Peak SAR (extrapolated) = 10.4 W/kg
SAR(1 g) = 1.99 W/kg; SAR(10 g) = 0.945 W/kg (SAR corrected for target medium)
Smallest distance from peaks to all points 3 dB below = 8.8 mm
Ratio of SAR at M2 to SAR at M1 = 40.7%
Maximum value of SAR (measured) = 5.42 W/kg

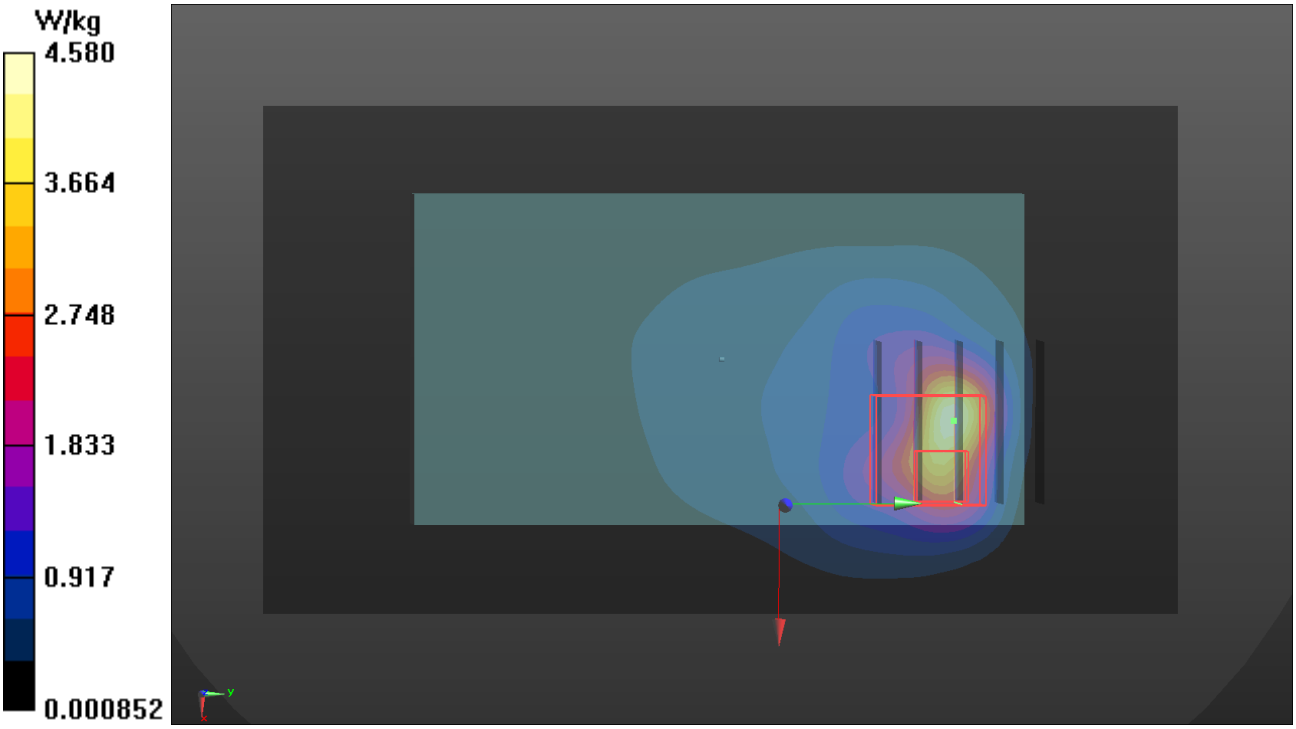

Plots of Measurement

Test Laboratory: Bureau Veritas ADT SAR/HAC Testing Lab Date: 2022/12/23

P12 LTE 17_QPSK10M_Rear Face_0mm_Ch23780_1RB_OS0_Ant 0

DUT: BBGM-WTW-P22110832

Communication System: UID 10175 - CAH, LTE-FDD (SC-FDMA, 1 RB, 10 MHz, QPSK); Frequency: 709 MHz;Duty Cycle: 1:3.74
Medium: H06T27N3_1223 Medium parameters used: f = 709 MHz; σ = 0.903 S/m; ε_r = 44.206; ρ = 1000 kg/m^3
Ambient Temperature：22.3 ℃ ；Liquid Temperature：21.7 ℃

DASY5 Configuration:
- Probe: EX3DV4 - SN7537; ConvF(10.74, 10.74, 10.74) @ 709 MHz; Calibrated: 2022/04/27
- Sensor-Surface: 1.4mm (Mechanical Surface Detection)
- Electronics: DAE4 Sn1585; Calibrated: 2022/04/21
- Phantom: Twin SAM Phantom_1986; Type: QD 000 P40 CD;
- Measurement SW: DASY52, Version 52.10 (4); SEMCAD X Version 14.6.14 (7483)

Area Scan (71x121x1): Interpolated grid: dx=1.500 mm, dy=1.500 mm
Maximum value of SAR (interpolated) = 4.32 W/kg

Zoom Scan (5x5x7)/Cube 0: Measurement grid: dx=8mm, dy=8mm, dz=5mm
Reference Value = 61.40 V/m; Power Drift = -0.10 dB
Peak SAR (extrapolated) = 7.83 W/kg
SAR(1 g) = 1.88 W/kg; SAR(10 g) = 0.947 W/kg (SAR corrected for target medium)
Smallest distance from peaks to all points 3 dB below = 8.4 mm
Ratio of SAR at M2 to SAR at M1 = 44.9%
Maximum value of SAR (measured) = 4.44 W/kg

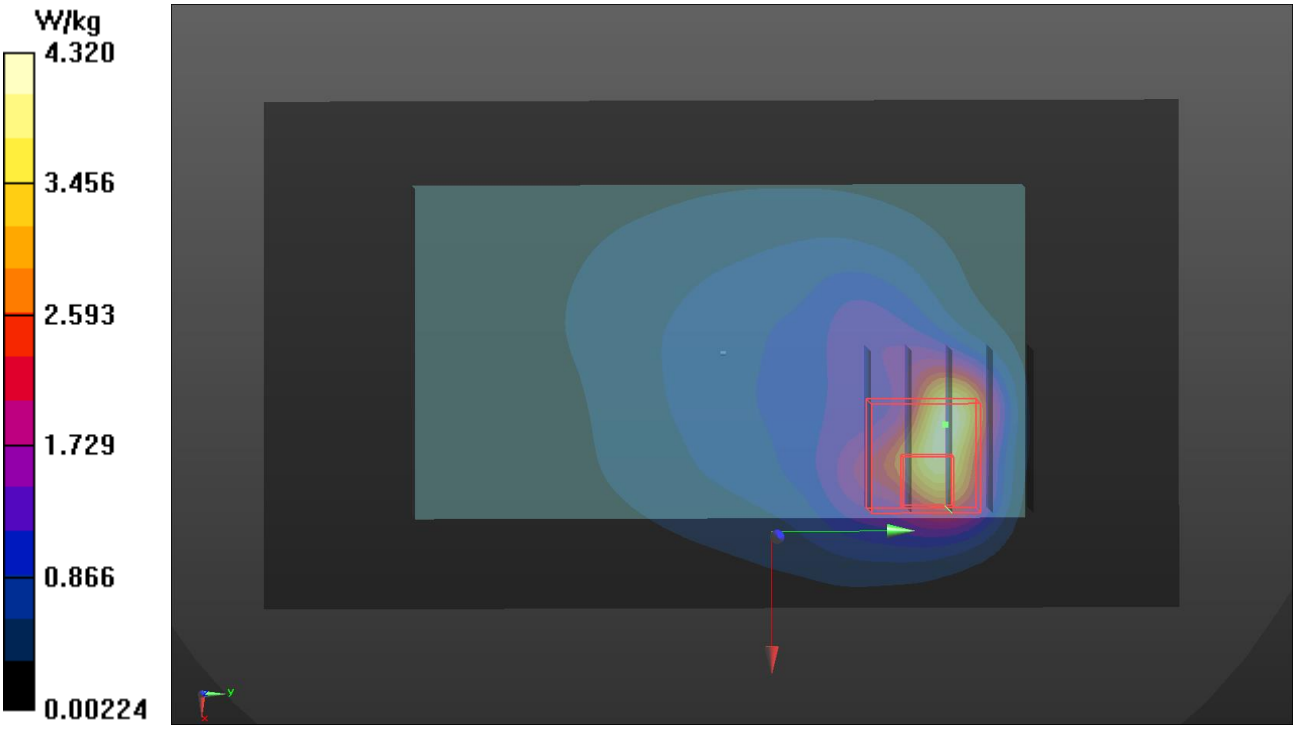

Test Laboratory: Bureau Veritas ADT SAR/HAC Testing Lab Date: 2022/12/24

P13 LTE 25_QPSK20M_Top Curve Side_0mm_Ch26140_1RB_OS50_Ant 0

DUT: BBGM-WTW-P22110832

Communication System: UID 10169 - CAF, LTE-FDD (SC-FDMA, 1 RB, 20 MHz, QPSK); Frequency: 1860 MHz;Duty Cycle: 1:3.74
Medium: H06T27N3_1224 Medium parameters used: f = 1860 MHz; σ = 1.431 S/m; ε_r = 37.068; ρ = 1000 kg/m^3
Ambient Temperature：22.3 ℃ ; Liquid Temperature：20.5 ℃

DASY5 Configuration:
- Probe: EX3DV4 - SN7537; ConvF(8.24, 8.24, 8.24) @ 1860 MHz; Calibrated: 2022/04/27
- Sensor-Surface: 1.4mm (Mechanical Surface Detection)
- Electronics: DAE4 Sn1585; Calibrated: 2022/04/21
- Phantom: Twin SAM Phantom_1986; Type: QD 000 P40 CD;
- Measurement SW: DASY52, Version 52.10 (4); SEMCAD X Version 14.6.14 (7483)

Area Scan (41x71x1): Interpolated grid: dx=1.500 mm, dy=1.500 mm
Maximum value of SAR (interpolated) = 6.55 W/kg

Zoom Scan (5x5x7)/Cube 0: Measurement grid: dx=8mm, dy=8mm, dz=5mm
Reference Value = 55.88 V/m; Power Drift = -0.17 dB
Peak SAR (extrapolated) = 9.37 W/kg
SAR(1 g) = 4.29 W/kg; SAR(10 g) = 1.95 W/kg (SAR corrected for target medium)
Smallest distance from peaks to all points 3 dB below = 8.4 mm
Ratio of SAR at M2 to SAR at M1 = 49.6%
Maximum value of SAR (measured) = 7.41 W/kg

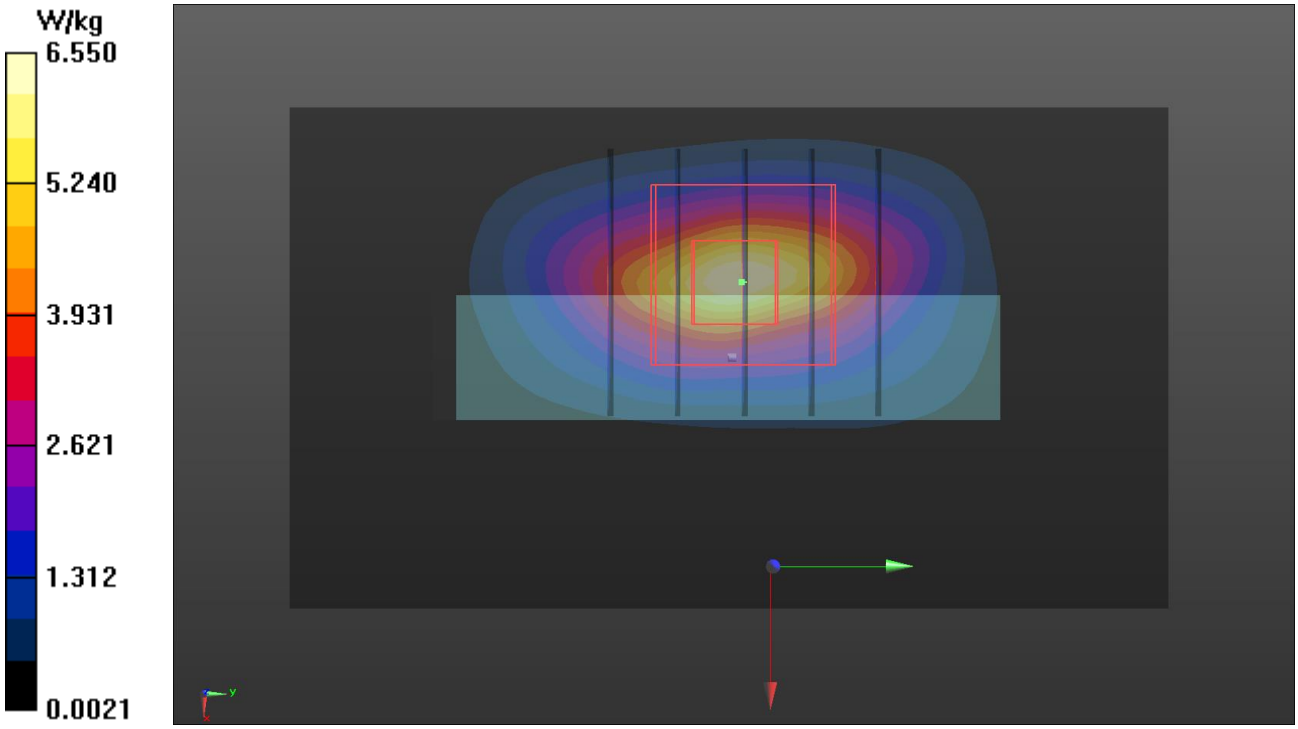

Test Laboratory: Bureau Veritas ADT SAR/HAC Testing Lab Date: 2022/12/25

P14 LTE 26_QPSK15M_Rear Face_0mm_Ch26865_1RB_OS0_Ant 0

DUT: BBGM-WTW-P22110832

Communication System: UID 10181 - CAF, LTE-FDD (SC-FDMA, 1 RB, 15 MHz, QPSK); Frequency: 831.5 MHz;Duty Cycle: 1:3.74
Medium: H06T27N3_1225 Medium parameters used (interpolated): f = 831.5 MHz; σ = 0.894 S/m; ε_r = 39.918; ρ = 1000 kg/m^3
Ambient Temperature：22.4 ℃ ; Liquid Temperature：21.1 ℃

DASY5 Configuration:
- Probe: EX3DV4 - SN7537; ConvF(10.5, 10.5, 10.5) @ 831.5 MHz; Calibrated: 2022/04/27
- Sensor-Surface: 1.4mm (Mechanical Surface Detection)
- Electronics: DAE4 Sn1585; Calibrated: 2022/04/21
- Phantom: Twin SAM Phantom_1986; Type: QD 000 P40 CD;
- Measurement SW: DASY52, Version 52.10 (4); SEMCAD X Version 14.6.14 (7483)

Area Scan (71x121x1): Interpolated grid: dx=1.500 mm, dy=1.500 mm
Maximum value of SAR (interpolated) = 4.16 W/kg

Zoom Scan (5x5x7)/Cube 0: Measurement grid: dx=8mm, dy=8mm, dz=5mm
Reference Value = 67.46 V/m; Power Drift = -0.09 dB
Peak SAR (extrapolated) = 9.53 W/kg
SAR(1 g) = 1.82 W/kg; SAR(10 g) = 0.837 W/kg (SAR corrected for target medium)
Smallest distance from peaks to all points 3 dB below = 8.8 mm
Ratio of SAR at M2 to SAR at M1 = 49.6%
Maximum value of SAR (measured) = 5.28 W/kg

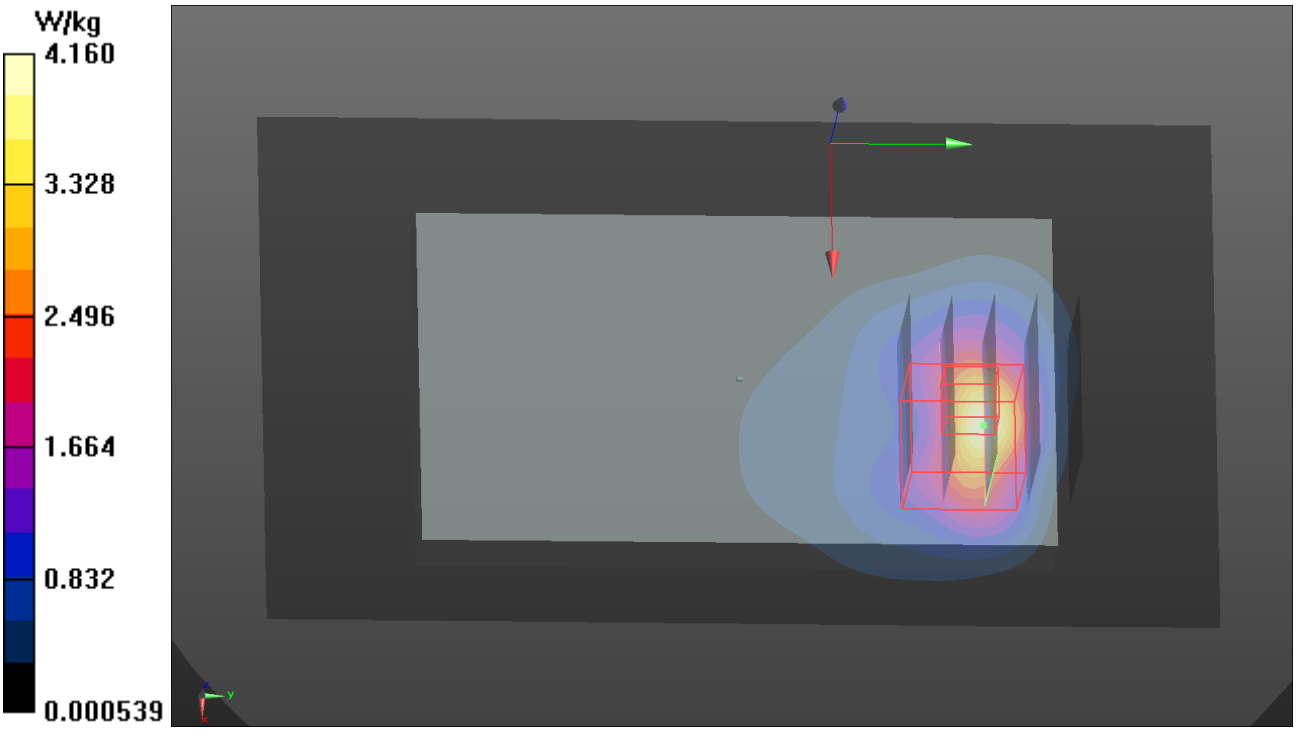

Test Laboratory: Bureau Veritas ADT SAR/HAC Testing Lab Date: 2022/12/24

P16 LTE 66_QPSK20M_Rear Face_0mm_Ch132072_1RB_OS0_Ant 0

DUT: BBGM-WTW-P22110832

Communication System: UID 10169 - CAF, LTE-FDD (SC-FDMA, 1 RB, 20 MHz, QPSK); Frequency: 1720 MHz;Duty Cycle: 1:3.74
Medium: H06T27N3_1225 Medium parameters used: f = 1720 MHz; σ = 1.267 S/m; ε_r = 38.366; ρ = 1000 kg/m^3
Ambient Temperature：22.3 ℃ ；Liquid Temperature：20.5 ℃

DASY5 Configuration:
- Probe: EX3DV4 - SN7537; ConvF(8.57, 8.57, 8.57) @ 1720 MHz; Calibrated: 2022/04/27
- Sensor-Surface: 1.4mm (Mechanical Surface Detection)
- Electronics: DAE4 Sn1585; Calibrated: 2022/04/21
- Phantom: Twin SAM Phantom_1986; Type: QD 000 P40 CD;
- Measurement SW: DASY52, Version 52.10 (4); SEMCAD X Version 14.6.14 (7483)

Area Scan (71x121x1): Interpolated grid: dx=1.500 mm, dy=1.500 mm
Maximum value of SAR (interpolated) = 6.81 W/kg

Zoom Scan (5x5x7)/Cube 0: Measurement grid: dx=8mm, dy=8mm, dz=5mm
Reference Value = 71.43 V/m; Power Drift = 0.07 dB
Peak SAR (extrapolated) = 7.58 W/kg
SAR(1 g) = 3.64 W/kg; SAR(10 g) = 1.79 W/kg (SAR corrected for target medium)
Smallest distance from peaks to all points 3 dB below = 8.6 mm
Ratio of SAR at M2 to SAR at M1 = 47.5%
Maximum value of SAR (measured) = 6.09 W/kg

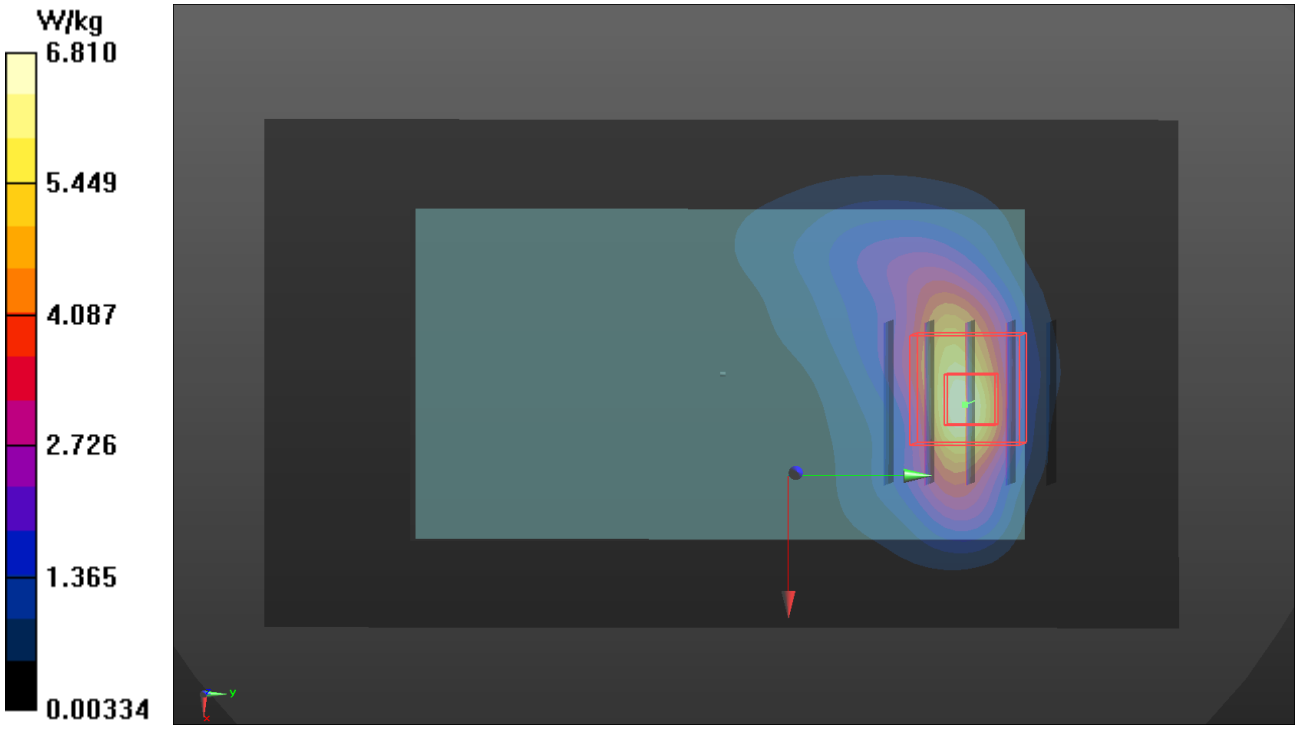

Test Laboratory: Bureau Veritas ADT SAR/HAC Testing Lab Date: 2023/01/17

P17 WLAN2.4G_802.11b_Rear Face_0mm_Ch1_Ant 0

DUT: BBGM-WTW-P22110832

Communication System: UID 10012 - CAB, IEEE 802.11b WiFi 2.4 GHz (DSSS, 1 Mbps); Frequency: 2412 MHz;Duty Cycle: 1:1.02
Medium: H06T27N7_0117 Medium parameters used: f = 2412 MHz; σ = 1.807 S/m; ε_r = 40.361; ρ = 1000 kg/m^3
Ambient Temperature：21.4 ℃ ； Liquid Temperature：21.1 ℃

DASY5 Configuration:
- Probe: EX3DV4 - SN7707; ConvF(8.13, 8.13, 8.13) @ 2412 MHz; Calibrated: 2022/02/21
- Sensor-Surface: 1.4mm (Mechanical Surface Detection)
- Electronics: DAE4 Sn1590; Calibrated: 2022/09/22
- Phantom: Twin SAM Phantom_1823; Type: QD 000 P40 CD;
- Measurement SW: DASY52, Version 52.10 (4); SEMCAD X Version 14.6.14 (7501)

Area Scan (91x121x1): Interpolated grid: dx=1.200 mm, dy=1.200 mm
Maximum value of SAR (interpolated) = 1.59 W/kg

Zoom Scan (7x7x7)/Cube 0: Measurement grid: dx=5mm, dy=5mm, dz=5mm
Reference Value = 27.19 V/m; Power Drift = -0.02 dB
Peak SAR (extrapolated) = 2.06 W/kg
SAR(1 g) = 0.852 W/kg; SAR(10 g) = 0.388 W/kg (SAR corrected for target medium)
Smallest distance from peaks to all points 3 dB below = 6.7 mm
Ratio of SAR at M2 to SAR at M1 = 46.9%
Maximum value of SAR (measured) = 1.55 W/kg

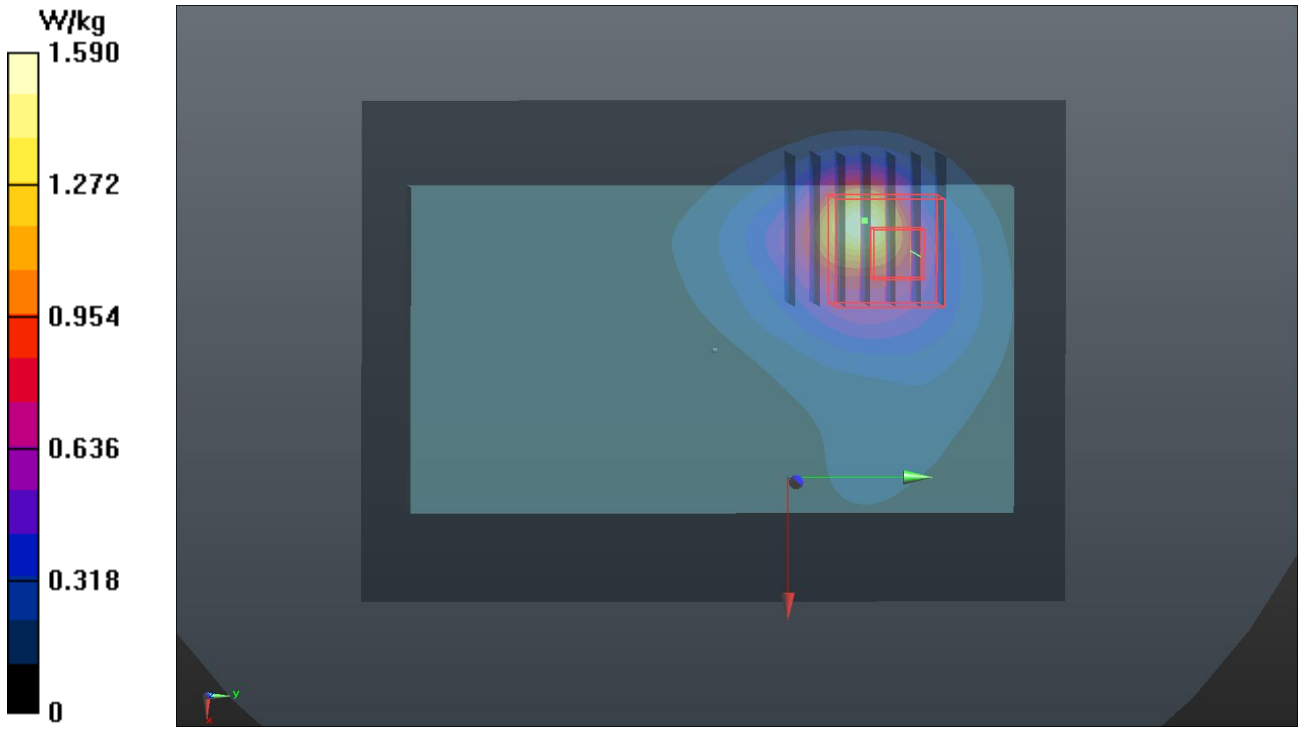

Plots of Measurement

Test Laboratory: Bureau Veritas ADT SAR/HAC Testing Lab Date: 2023/02/17

P18 WLAN5.2G_802.11a_Right Side_0mm_Ch40_Ant 0

DUT: BBGM-WTW-P22110832

Communication System: UID 10062 - CAD, IEEE 802.11a/h WiFi 5 GHz (OFDM, 6 Mbps); Frequency: 5200 MHz;Duty Cycle: 1:1.15
Medium: H51T72N3_0217 Medium parameters used: f = 5200 MHz; σ = 4.506 S/m; ε_r = 36.681; ρ = 1000 kg/m^3
Ambient Temperature：22.7 ℃ ； Liquid Temperature：21.1 ℃

DASY5 Configuration:
- Probe: EX3DV4 - SN7537; ConvF(5.54, 5.54, 5.54) @ 5200 MHz; Calibrated: 2022/04/27
- Sensor-Surface: 1.4mm (Mechanical Surface Detection)
- Electronics: DAE4 Sn1585; Calibrated: 2022/04/21
- Phantom: Twin SAM Phantom_1823; Type: QD 000 P40 CD;
- Measurement SW: DASY52, Version 52.10 (4); SEMCAD X Version 14.6.14 (7501)

Area Scan (61x141x1): Interpolated grid: dx=1.000 mm, dy=1.000 mm
Maximum value of SAR (interpolated) = 15.9 W/kg

Zoom Scan (7x7x7)/Cube 0: Measurement grid: dx=4mm, dy=4mm, dz=1.4mm
Reference Value = 65.16 V/m; Power Drift = 0.05 dB
Peak SAR (extrapolated) = 33.4 W/kg
SAR(1 g) = 6.5 W/kg; SAR(10 g) = 1.48 W/kg (SAR corrected for target medium)
Smallest distance from peaks to all points 3 dB below = 4.8 mm
Ratio of SAR at M2 to SAR at M1 = 64%
Maximum value of SAR (measured) = 17.8 W/kg

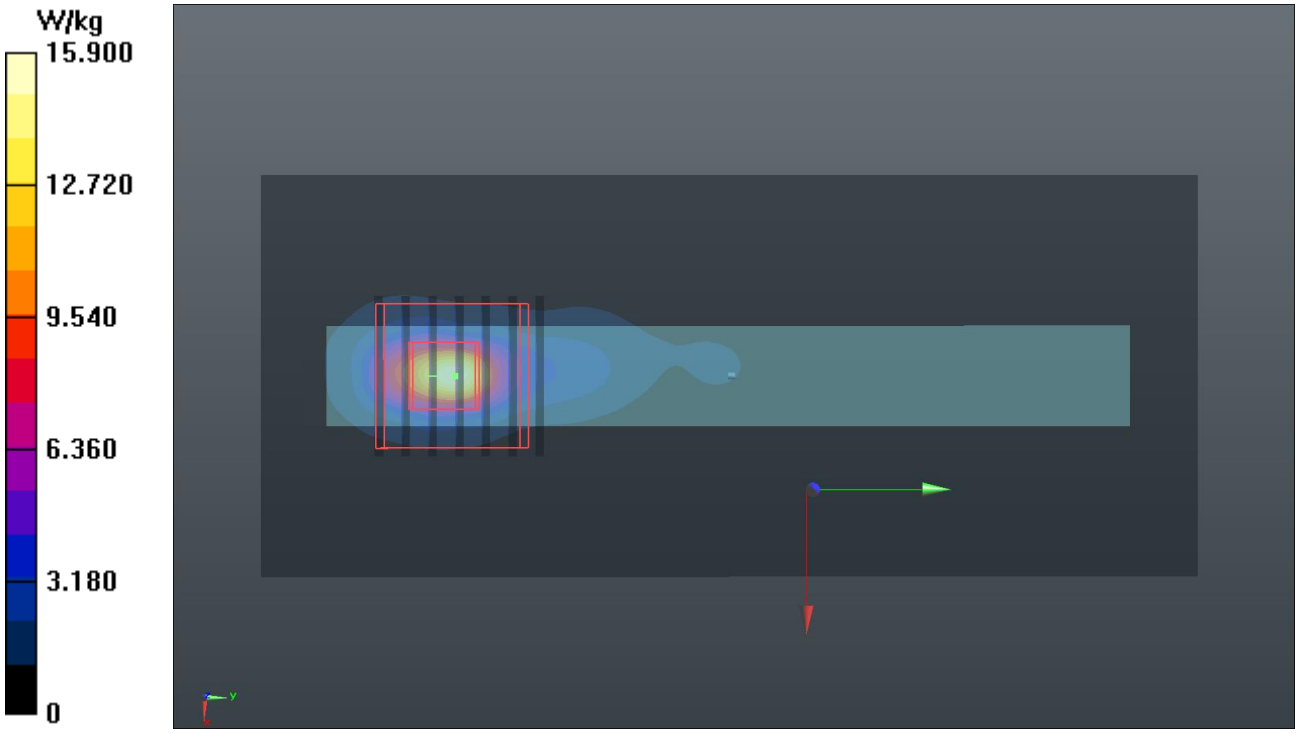

Plots of Measurement

Test Laboratory: Bureau Veritas ADT SAR/HAC Testing Lab Date: 2023/01/17

P19 BT_BDR_Rear Face_0mm_Ch0_ Ant 0

DUT: BBGM-WTW-P22110832

Communication System: UID 10032 - CAA, IEEE 802.15.1 Bluetooth (GFSK, DH5); Frequency: 2402 MHz;Duty Cycle: 1:1.31
Medium: H06T27N7_0117 Medium parameters used: f = 2402 MHz; σ = 1.8 S/m; ε_r = 40.378; ρ = 1000 kg/m^3
Ambient Temperature：21.4 ℃ ； Liquid Temperature：21.1 ℃

DASY5 Configuration:
- Probe: EX3DV4 - SN7707; ConvF(8.13, 8.13, 8.13) @ 2402 MHz; Calibrated: 2022/02/21
- Sensor-Surface: 1.4mm (Mechanical Surface Detection)
- Electronics: DAE4 Sn1590; Calibrated: 2022/09/22
- Phantom: Twin SAM Phantom_1823; Type: QD 000 P40 CD;
- Measurement SW: DASY52, Version 52.10 (4); SEMCAD X Version 14.6.14 (7501)

Area Scan (91x121x1): Interpolated grid: dx=1.200 mm, dy=1.200 mm
Maximum value of SAR (interpolated) = 0.626 W/kg

Zoom Scan (7x7x7)/Cube 0: Measurement grid: dx=5mm, dy=5mm, dz=5mm
Reference Value = 15.27 V/m; Power Drift = -0.08 dB
Peak SAR (extrapolated) = 0.613 W/kg
SAR(1 g) = 0.248 W/kg; SAR(10 g) = 0.110 W/kg (SAR corrected for target medium)
Smallest distance from peaks to all points 3 dB below = 7.8 mm
Ratio of SAR at M2 to SAR at M1 = 44.6%
Maximum value of SAR (measured) = 0.437 W/kg

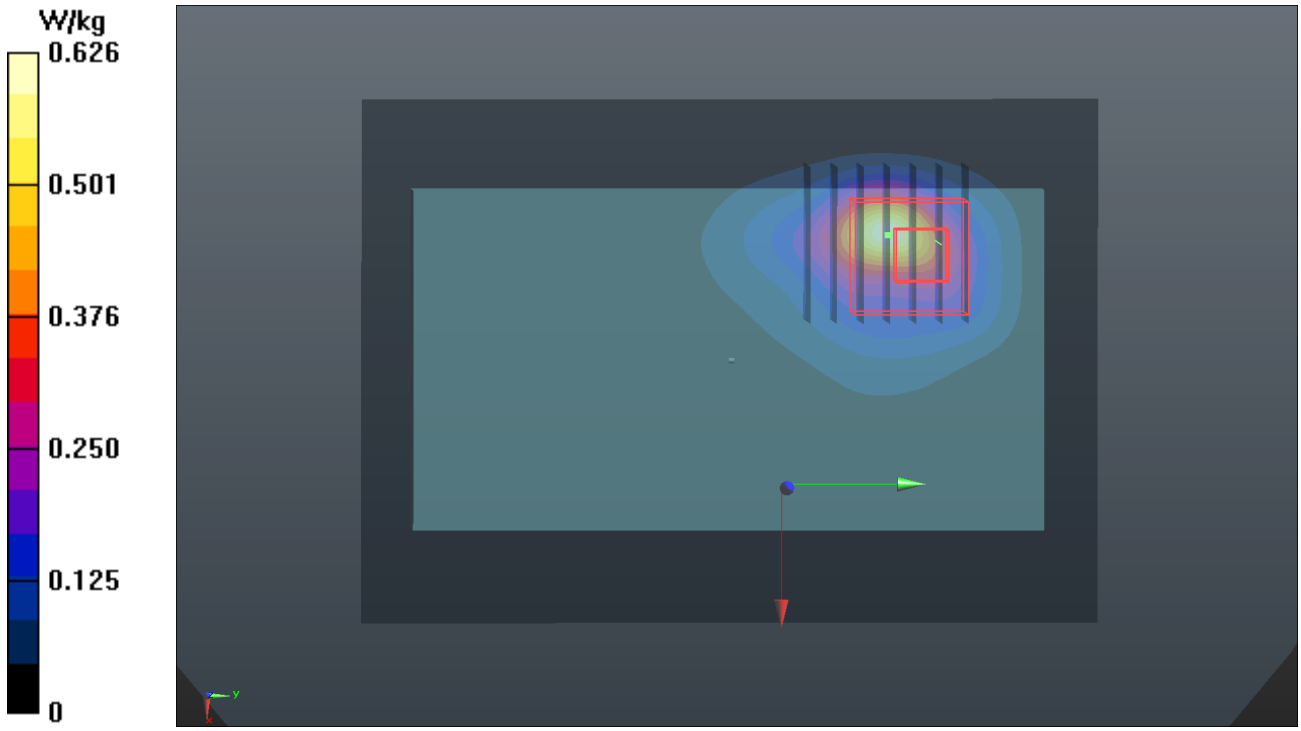

Appendix D. Maximum Target Conducted Power

The maximum conducted average power (Unit: dBm) including tune-up tolerance is shown as below.

GSM Max. Tune-up Power (Full)				
Mode	GSM850	GSM850	GSM1900	GSM1900
	Maximum Burst-Averaged Output Power	Maximum Frame-Averaged Output Power	Maximum Burst-Averaged Output Power	Maximum Frame-Averaged Output Power
	Maximum Target Power	Maximum Target Power	Maximum Target Power	Maximum Target Power
GSM (GMSK, 1Tx-slot)	32.0	23.0	28.5	19.5
GPRS (GMSK, 1Tx-slot)	32.0	23.0	28.0	19.0
GPRS (GMSK, 2Tx-slot)	29.5	23.5	28.0	22.0
GPRS (GMSK, 3Tx-slot)	27.0	22.7	26.5	22.2
GPRS (GMSK, 4Tx-slot)	26.0	23.0	25.5	22.5
EDGE (8PSK, 1Tx-slot)	26.0	17.0	25.5	16.5
EDGE (8PSK, 2Tx-slot)	26.0	20.0	25.5	19.5
EDGE (8PSK, 3Tx-slot)	22.5	18.2	24.0	19.7
EDGE (8PSK, 4Tx-slot)	21.0	18.0	20.5	17.5

WCDMA Max. Tune-up Power (Full)		
Mode	RMC 12.2K	HSDPA DC-HSDPA HSUPA
	Maximum Target Power	Maximum Target Power
WCDMA Band II	20.5	19.5
WCDMA Band IV	21.5	20.5
WCDMA Band V	23.0	22.0

LTE Max. Tune-up Power (Full)		
Mode	QPSK	16QAM
	Maximum Target Power	Maximum Target Power
LTE 2	20.5	19.5
LTE 4	21.5	20.5
LTE 5	23.5	22.5
LTE 7	21.0	20.0
LTE 12	23.0	22.0
LTE 13	23.0	22.0
LTE 17	22.5	21.5
LTE 25	21.5	20.5
LTE 26	23.0	22.0
LTE 66	23.0	21.0

Tune-up Power (Full)			
WLAN 2.4GHz			
Mode	Channel	Frequency	SISO Ant 0 Max Tune up
802.11b	1	2412	15.5
	6	2437	15.5
	11	2462	15.5
802.11g	1	2412	11.0
	6	2437	11.0
	11	2462	11.0
802.11n HT20	1	2412	10.0
	6	2437	10.0
	11	2462	10.0
802.11n HT40	3	2422	11.0
	6	2437	11.0
	9	2452	11.0

Tune-up Power (Full)			
Bluetooth			
Mode	Channel	Frequency	Ant 0 Max Tune-up
BR / EDR	0	2402	12.0
	39	2441	12.0
	78	2480	12.0

Tune-up Power (Full)			
WLAN 5.2GHz			
Mode	Channel	Frequency	SISO Ant 0 Max Tune up
802.11a	36	5180	10.0
	40	5200	14.0
	44	5220	14.0
	48	5240	14.0
802.11n HT20	36	5180	10.5
	40	5200	14.0
	44	5220	14.0
	48	5240	14.0
802.11n HT40	38	5190	4.5
	46	5230	12.0

Appendix E. Measured Conducted Power Result

The measuring conducted power (Unit: dBm) are shown as below.

GSM Conducted Power (Full)						
Band	GSM850			GSM1900		
Channel	128	189	251	512	661	810
Frequency	824.2	836.4	848.8	1850.2	1880	1909.8
GSM	31.32	31.53	31.73	27.95	28.10	27.66
GPRS 1Tx Slot	31.53	31.70	31.72	27.46	27.57	27.02
GPRS 2Tx Slot	28.67	29.17	29.37	26.58	27.13	26.51
GPRS 3Tx Slot	25.86	26.41	26.57	26.31	25.98	25.46
GPRS 4Tx Slot	25.11	25.66	25.88	25.21	24.78	24.25
EDGE 1Tx Slot (MCS9)	24.87	25.06	25.42	25.49	25.24	24.88
EDGE 2Tx Slot (MCS9)	24.11	24.46	24.72	25.25	24.98	24.63
EDGE 3Tx Slot (MCS9)	21.43	21.65	22.06	22.68	22.42	22.15
EDGE 4Tx Slot (MCS9)	20.25	20.72	20.86	20.39	20.45	20.02

WCDMA Conducted Power (Full)									
Band	WCDMA II			WCDMA IV			WCDMA V		
TX Channel	9262	9400	9538	1312	1413	1513	4132	4182	4233
Rx Channel	9662	9800	9938	1537	1638	1738	4357	4407	4458
Frequency	1852.4	1880	1907.6	1712.4	1732.6	1752.6	826.4	836.4	846.6
RMC 12.2K	20.09	19.97	19.81	21.31	21.27	21.15	22.42	22.32	22.41
HSDPA Subtest-1	19.22	19.13	19.07	20.22	20.16	20.08	21.39	21.22	21.30
HSDPA Subtest-2	19.14	19.00	18.86	20.17	20.07	20.00	21.31	21.16	21.24
HSDPA Subtest-3	18.67	18.55	18.47	19.72	19.66	19.61	20.76	20.58	20.71
HSDPA Subtest-4	18.61	18.50	18.37	19.65	19.59	19.54	20.64	20.44	20.50
DC-HSDPA Subtest-1	19.11	18.97	18.88	20.12	19.99	19.88	21.23	21.08	21.16
DC-HSDPA Subtest-2	19.06	18.99	18.92	20.08	19.97	19.83	21.18	20.96	21.11
DC-HSDPA Subtest-3	18.56	18.44	18.39	19.53	19.39	19.29	20.54	20.31	20.45
DC-HSDPA Subtest-4	18.51	18.45	18.33	19.46	19.32	19.17	20.51	20.34	20.40
HSUPA Subtest-1	19.01	18.90	18.77	20.01	19.88	19.82	21.11	20.89	20.96
HSUPA Subtest-2	17.26	17.11	17.04	18.33	18.21	18.07	19.39	19.20	19.32
HSUPA Subtest-3	18.16	18.10	18.00	19.46	19.35	19.24	20.62	20.45	20.51
HSUPA Subtest-4	17.21	17.08	17.01	18.28	18.16	18.02	19.31	19.10	19.23
HSUPA Subtest-5	18.92	18.80	18.75	19.91	19.85	19.72	21.19	21.04	21.12

LTE Conducted Power (Full)							
LTE Band 2							
BW	MCS Index	RB Size	RB Offset	Low	Mid	High	3GPP MPR (dB)
		Channel		18700	18900	19100	
		Frequence (MHz)		1860	1880	1900	
20M	QPSK	1	0	20.38	20.43	20.35	0
		1	50	20.36	20.41	20.33	0
		1	99	20.32	20.35	20.26	0
		50	0	19.43	19.49	19.45	1
		50	25	19.47	19.47	19.38	1
		50	50	19.27	19.37	19.20	1
		100	0	19.32	19.42	19.24	1
20M	16QAM	1	0	19.30	19.36	19.22	1
		1	50	19.26	19.32	19.18	1
		1	99	19.15	19.22	19.13	1
		50	0	18.41	18.48	18.31	2
		50	25	18.43	18.45	18.43	2
		50	50	18.36	18.41	18.36	2
		100	0	18.37	18.42	18.34	2
		Channel		18675	18900	19125	3GPP MPR
		Frequence (MHz)		1857.5	1880	1902.5	
15M	QPSK	1	0	20.36	20.40	20.26	0
		1	37	20.29	20.32	20.24	0
		1	74	20.22	20.35	20.17	0
		36	0	19.49	19.50	19.50	1
		36	19	19.43	19.40	19.34	1
		36	39	19.26	19.35	19.15	1
		75	0	19.23	19.40	19.19	1
15M	16QAM	1	0	19.27	19.35	19.15	1
		1	37	19.18	19.24	19.16	1
		1	74	19.10	19.14	19.05	1
		36	0	18.36	18.40	18.31	2
		36	19	18.39	18.44	18.33	2
		36	39	18.26	18.40	18.33	2
		75	0	18.35	18.32	18.27	2

LTE Conducted Power (Full)							
LTE Band 2							
BW	MCS Index	Channel		18650	18900	19150	3GPP MPR
		Frequence (MHz)		1855	1880	1905	
10M	QPSK	1	0	20.31	20.39	20.26	0
		1	24	20.26	20.31	20.31	0
		1	49	20.32	20.33	20.22	0
		25	0	19.48	19.49	19.48	1
		25	12	19.45	19.46	19.33	1
		25	25	19.24	19.37	19.16	1
		50	0	19.27	19.33	19.16	1
10M	16QAM	1	0	19.26	19.26	19.17	1
		1	24	19.18	19.27	19.11	1
		1	49	19.07	19.20	19.06	1
		25	0	18.32	18.46	18.26	2
		25	12	18.35	18.43	18.42	2
		25	25	18.32	18.31	18.32	2
		50	0	18.37	18.41	18.28	2
BW	MCS Index	Channel		18625	18900	19175	3GPP MPR
		Frequence (MHz)		1852.5	1880	1907.5	
5M	QPSK	1	0	20.33	20.36	20.27	0
		1	12	20.35	20.39	20.28	0
		1	24	20.22	20.30	20.22	0
		12	0	19.46	19.48	19.41	1
		12	6	19.47	19.46	19.32	1
		12	13	19.20	19.35	19.12	1
		25	0	19.29	19.38	19.17	1
5M	16QAM	1	0	19.26	19.30	19.20	1
		1	12	19.24	19.25	19.16	1
		1	24	19.09	19.19	19.03	1
		12	0	18.33	18.44	18.25	2
		12	6	18.42	18.40	18.40	2
		12	13	18.33	18.32	18.34	2
		25	0	18.30	18.32	18.32	2

LTE Conducted Power (Full)							
LTE Band 2							
BW	MCS Index	Channel		18615	18900	19185	3GPP MPR
		Frequence (MHz)		1851.5	1880	1908.5	
3M	QPSK	1	0	20.28	20.33	20.18	0
		1	7	20.17	20.28	20.23	0
		1	14	20.22	20.16	20.12	0
		8	0	19.41	19.39	19.35	1
		8	3	19.28	19.29	19.26	1
		8	7	19.11	19.23	19.09	1
		15	0	19.19	19.31	19.09	1
3M	16QAM	1	0	19.16	19.24	19.07	1
		1	7	19.12	19.14	19.03	1
		1	14	19.01	19.07	19.01	1
		8	0	18.27	18.37	18.16	2
		8	3	18.33	18.31	18.30	2
		8	7	18.18	18.22	18.22	2
		15	0	18.26	18.29	18.17	2
BW	MCS Index	Channel		18607	18900	19193	3GPP MPR
		Frequence (MHz)		1850.7	1880	1909.3	
1.4M	QPSK	1	0	20.20	20.24	20.15	0
		1	2	20.15	20.13	20.18	0
		1	5	20.19	20.07	19.98	0
		3	0	20.29	20.30	20.27	0
		3	1	20.14	20.18	20.26	0
		3	3	20.01	20.08	19.95	0
		6	0	19.07	19.19	19.07	1
1.4M	16QAM	1	0	19.16	19.11	19.04	1
		1	2	18.98	19.02	19.02	1
		1	5	18.96	18.98	18.87	1
		3	0	19.13	19.37	19.04	1
		3	1	19.29	19.30	19.17	1
		3	3	19.10	19.09	19.21	1
		6	0	18.17	18.23	18.16	2

LTE Conducted Power (Full)							
LTE Band 4							
BW	MCS Index	RB Size	RB Offset	Low	Mid	High	3GPP MPR (dB)
		Channel		20050	20175	20300	
		Frequence (MHz)		1720	1732.5	1745	
20M	QPSK	1	0	20.85	21.13	21.11	0
		1	50	20.83	21.08	21.06	0
		1	99	20.61	20.86	20.81	0
		50	0	19.62	19.85	19.83	1
		50	25	18.70	19.00	18.94	1
		50	50	19.44	19.76	19.69	1
		100	0	19.47	19.79	19.72	1
20M	16QAM	1	0	19.25	19.63	19.55	1
		1	50	19.80	20.07	20.03	1
		1	99	19.02	19.41	19.32	1
		50	0	18.49	18.75	18.69	2
		50	25	18.37	18.72	18.64	2
		50	50	18.39	18.68	18.60	2
		100	0	18.39	18.66	18.65	2
BW	MCS Index	Channel		20025	20175	20325	3GPP MPR
		Frequence (MHz)		1717.5	1732.5	1747.5	
15M	QPSK	1	0	20.81	21.08	21.01	0
		1	37	20.80	21.00	21.00	0
		1	74	20.52	20.84	20.78	0
		36	0	19.59	19.77	19.77	1
		36	19	18.61	18.95	18.92	1
		36	39	19.43	19.69	19.67	1
		75	0	19.47	19.79	19.72	1
15M	16QAM	1	0	19.18	19.63	19.54	1
		1	37	19.80	20.00	19.95	1
		1	74	18.96	19.40	19.26	1
		36	0	18.39	18.72	18.68	2
		36	19	18.31	18.63	18.64	2
		36	39	18.39	18.59	18.56	2
		75	0	18.34	18.60	18.56	2

LTE Conducted Power (Full)							
LTE Band 4							
BW	MCS Index	Channel		20000	20175	20350	3GPP MPR
		Frequence (MHz)		1715	1732.5	1750	
10M	QPSK	1	0	20.76	21.06	21.04	0
		1	24	20.83	21.03	20.99	0
		1	49	20.52	20.83	20.72	0
		25	0	19.57	19.73	19.76	1
		25	12	18.67	18.92	18.90	1
		25	25	19.43	19.71	19.68	1
		50	0	19.40	19.73	19.72	1
10M	16QAM	1	0	19.23	19.59	19.49	1
		1	24	19.72	20.03	20.03	1
		1	49	19.02	19.34	19.25	1
		25	0	18.41	18.70	18.69	2
		25	12	18.32	18.67	18.61	2
		25	25	18.38	18.59	18.50	2
		50	0	18.33	18.65	18.59	2
BW	MCS Index	Channel		19975	20175	20375	3GPP MPR
		Frequence (MHz)		1712.5	1732.5	1752.5	
5M	QPSK	1	0	20.85	21.03	21.02	0
		1	12	20.82	21.08	21.06	0
		1	24	20.53	20.78	20.77	0
		12	0	19.56	19.79	19.83	1
		12	6	18.62	19.00	18.89	1
		12	13	19.34	19.68	19.61	1
		25	0	19.41	19.69	19.63	1
5M	16QAM	1	0	19.15	19.63	19.51	1
		1	12	19.71	19.97	19.93	1
		1	24	18.97	19.34	19.24	1
		12	0	18.40	18.67	18.67	2
		12	6	18.37	18.71	18.61	2
		12	13	18.38	18.66	18.55	2
		25	0	18.38	18.66	18.65	2

LTE Conducted Power (Full)							
LTE Band 4							
BW	MCS Index	Channel		19965	20175	20385	3GPP MPR
		Frequence (MHz)		1711.5	1732.5	1753.5	
3M	QPSK	1	0	20.71	20.93	20.95	0
		1	7	20.70	20.92	20.89	0
		1	14	20.48	20.73	20.63	0
		8	0	19.51	19.63	19.63	1
		8	3	18.59	18.87	18.74	1
		8	7	19.26	19.64	19.52	1
		15	0	19.29	19.69	19.56	1
3M	16QAM	1	0	19.09	19.52	19.44	1
		1	7	19.64	19.94	19.90	1
		1	14	18.88	19.28	19.13	1
		8	0	18.39	18.64	18.51	2
		8	3	18.24	18.54	18.48	2
		8	7	18.23	18.56	18.46	2
		15	0	18.26	18.55	18.50	2
BW	MCS Index	Channel		19957	20175	20393	3GPP MPR
		Frequence (MHz)		1710.7	1732.5	1754.3	
1.4M	QPSK	1	0	20.58	20.91	20.86	0
		1	2	20.56	20.85	20.78	0
		1	5	20.43	20.67	20.63	0
		3	0	20.39	20.61	20.55	0
		3	1	19.51	19.86	19.73	0
		3	3	20.20	20.56	20.42	0
		6	0	19.25	19.56	19.51	1
1.4M	16QAM	1	0	19.00	19.46	19.39	1
		1	2	19.63	19.80	19.79	1
		1	5	18.87	19.25	19.07	1
		3	0	19.39	19.56	19.42	1
		3	1	19.19	19.50	19.47	1
		3	3	19.14	19.43	19.34	1
		6	0	18.25	18.51	18.46	2

LTE Conducted Power (Full)							
LTE Band 5							
BW	MCS Index	RB Size	RB Offset	Low	Mid	High	3GPP MPR (dB)
		Channel		20450	20525	20600	
		Frequence (MHz)		829	836.5	844	
10M	QPSK	1	0	22.95	22.86	23.00	0
		1	24	22.93	22.83	22.96	0
		1	49	22.57	22.46	22.61	0
		25	0	22.23	22.05	22.27	1
		25	12	22.14	22.02	22.24	1
		25	25	22.11	21.97	22.14	1
		50	0	22.16	21.97	22.18	1
10M	16QAM	1	0	21.80	21.68	21.85	1
		1	24	21.72	21.56	21.78	1
		1	49	21.66	21.54	21.67	1
		25	0	21.08	20.97	21.18	2
		25	12	22.14	22.03	22.16	2
		25	25	22.08	21.95	22.13	2
		50	0	21.08	20.95	21.14	2
BW	MCS Index	Channel		20425	20525	20625	3GPP MPR
		Frequence (MHz)		826.5	836.5	846.5	
5M	QPSK	1	0	22.92	22.78	22.98	0
		1	12	22.86	22.77	22.86	0
		1	24	22.55	22.36	22.52	0
		12	0	22.22	22.01	22.17	1
		12	6	22.12	22.00	22.23	1
		12	13	22.10	21.92	22.13	1
		25	0	22.08	21.97	22.18	1
5M	16QAM	1	0	21.76	21.59	21.79	1
		1	12	21.72	21.47	21.74	1
		1	24	21.58	21.53	21.63	1
		12	0	21.00	20.90	21.14	2
		12	6	22.11	21.94	22.08	2
		12	13	22.00	21.95	22.03	2
		25	0	21.03	20.85	21.07	2

LTE Conducted Power (Full)							
LTE Band 5							
BW	MCS Index	Channel		20415	20525	20635	3GPP MPR
		Frequence (MHz)		825.5	836.5	847.5	
3M	QPSK	1	0	22.88	22.84	22.95	0
		1	7	22.87	22.82	22.90	0
		1	14	22.56	22.42	22.54	0
		8	0	22.15	22.01	22.21	1
		8	3	22.09	22.01	22.19	1
		8	7	22.09	21.88	22.12	1
		15	0	22.14	21.96	22.11	1
3M	16QAM	1	0	21.74	21.63	21.80	1
		1	7	21.72	21.52	21.72	1
		1	14	21.64	21.50	21.64	1
		8	0	21.06	20.96	21.08	2
		8	3	22.11	22.03	22.06	2
		8	7	22.06	21.87	22.10	2
		15	0	21.04	20.94	21.11	2
BW	MCS Index	Channel		20407	20525	20643	3GPP MPR
		Frequence (MHz)		824.7	836.5	848.3	
1.4M	QPSK	1	0	22.93	22.78	22.92	0
		1	2	22.90	22.73	22.90	0
		1	5	22.49	22.37	22.51	0
		3	0	22.20	22.05	22.17	0
		3	1	22.07	22.02	22.14	0
		3	3	22.07	21.91	22.11	0
		6	0	22.09	21.93	22.18	1
1.4M	16QAM	1	0	21.76	21.60	21.78	1
		1	2	21.67	21.54	21.74	1
		1	5	21.56	21.49	21.63	1
		3	0	20.98	20.96	21.11	1
		3	1	22.06	21.99	22.09	1
		3	3	22.06	21.87	22.11	1
		6	0	21.06	20.87	21.12	2

LTE Conducted Power (Full)							
LTE Band 7							
BW	MCS Index	RB Size	RB Offset	Low	Mid	High	3GPP MPR (dB)
		Channel		20850	21100	21350	
		Frequence (MHz)		2510	2535	2560	
20M	QPSK	1	0	20.29	20.19	20.21	0
		1	50	20.25	20.14	20.18	0
		1	99	20.21	20.03	20.13	0
		50	0	19.26	19.10	19.16	1
		50	25	19.23	19.18	19.21	1
		50	50	19.21	19.05	19.11	1
		100	0	18.43	18.33	18.42	1
20M	16QAM	1	0	19.26	19.20	19.22	1
		1	50	19.05	18.90	18.99	1
		1	99	18.82	18.70	18.75	1
		50	0	17.62	17.58	17.60	2
		50	25	17.42	17.37	17.41	2
		50	50	17.39	17.27	17.31	2
		100	0	17.48	17.38	17.39	2
BW	MCS Index	Channel		20825	21100	21375	3GPP MPR
		Frequence (MHz)		2507.5	2535	2562.5	
15M	QPSK	1	0	20.26	20.15	20.13	0
		1	37	20.23	20.13	20.12	0
		1	74	20.11	20.03	20.11	0
		36	0	19.21	19.08	19.11	1
		36	19	19.18	19.14	19.14	1
		36	39	19.17	18.98	19.08	1
		75	0	18.42	18.23	18.36	1
15M	16QAM	1	0	19.18	19.20	19.14	1
		1	37	19.01	18.87	18.93	1
		1	74	18.81	18.68	18.75	1
		36	0	17.58	17.58	17.54	2
		36	19	17.41	17.37	17.37	2
		36	39	17.30	17.24	17.30	2
		75	0	17.45	17.31	17.38	2

LTE Conducted Power (Full)							
LTE Band 7							
BW	MCS Index	Channel		20800	21100	21400	3GPP MPR
		Frequence (MHz)		2505	2535	2565	
10M	QPSK	1	0	20.24	20.16	20.12	0
		1	24	20.22	20.13	20.13	0
		1	49	20.21	19.96	20.05	0
		25	0	19.23	19.02	19.07	1
		25	12	19.19	19.13	19.15	1
		25	25	19.17	19.05	19.04	1
		50	0	18.41	18.31	18.38	1
10M	16QAM	1	0	19.24	19.18	19.21	1
		1	24	18.97	18.83	18.91	1
		1	49	18.75	18.65	18.69	1
		25	0	17.57	17.58	17.60	2
		25	12	17.36	17.28	17.38	2
		25	25	17.34	17.22	17.31	2
		50	0	17.41	17.36	17.35	2
BW	MCS Index	Channel		20775	21100	21425	3GPP MPR
		Frequence (MHz)		2502.5	2535	2567.5	
5M	QPSK	1	0	20.19	20.18	20.20	0
		1	12	20.20	20.08	20.11	0
		1	24	20.17	19.95	20.10	0
		12	0	19.25	19.05	19.06	1
		12	6	19.13	19.12	19.11	1
		12	13	19.18	18.99	19.02	1
		25	0	18.37	18.27	18.33	1
5M	16QAM	1	0	19.26	19.11	19.18	1
		1	12	18.95	18.82	18.93	1
		1	24	18.78	18.68	18.74	1
		12	0	17.54	17.56	17.59	2
		12	6	17.32	17.35	17.40	2
		12	13	17.30	17.25	17.21	2
		25	0	17.42	17.29	17.37	2

LTE Conducted Power (Full)							
LTE Band 12							
BW	MCS Index	RB Size	RB Offset	Low	Mid	High	3GPP MPR (dB)
		Channel		23060	23095	23130	
		Frequence (MHz)		704	707.5	711	
10M	QPSK	1	0	22.53	22.39	22.28	0
		1	24	22.46	22.36	22.26	0
		1	49	22.28	22.20	22.13	0
		25	0	21.26	21.23	21.18	1
		25	12	21.32	21.29	21.26	1
		25	25	21.25	21.25	21.24	1
		50	0	21.29	21.23	21.20	1
10M	16QAM	1	0	20.99	20.97	20.95	1
		1	24	20.82	20.79	20.69	1
		1	49	20.68	20.64	20.59	1
		25	0	20.22	20.12	20.09	2
		25	12	20.29	20.23	20.20	2
		25	25	20.13	20.03	19.97	2
		50	0	20.26	20.20	20.10	2
BW	0	Channel		23035	23095	23155	3GPP MPR
		Frequence (MHz)		701.5	707.5	713.5	
5M	QPSK	1	0	22.45	22.35	22.20	0
		1	12	22.38	22.27	22.19	0
		1	24	22.26	22.20	22.11	0
		12	0	21.25	21.23	21.10	1
		12	6	21.32	21.27	21.22	1
		12	13	21.22	21.23	21.19	1
		25	0	21.22	21.23	21.19	1
5M	16QAM	1	0	20.93	20.97	20.87	1
		1	12	20.75	20.70	20.67	1
		1	24	20.63	20.59	20.52	1
		12	0	20.16	20.09	19.99	2
		12	6	20.20	20.20	20.11	2
		12	13	20.07	20.02	19.96	2
		25	0	20.18	20.19	20.04	2

LTE Conducted Power (Full)							
LTE Band 12							
BW	MCS Index	Channel		23025	23095	23165	3GPP MPR
		Frequence (MHz)		700.5	707.5	714.5	
3M	QPSK	1	0	22.43	22.38	22.21	0
		1	7	22.41	22.28	22.21	0
		1	14	22.20	22.17	22.11	0
		8	0	21.23	21.22	21.16	1
		8	3	21.26	21.24	21.18	1
		8	7	21.17	21.17	21.21	1
		15	0	21.29	21.18	21.16	1
3M	16QAM	1	0	20.99	20.90	20.89	1
		1	7	20.73	20.76	20.64	1
		1	14	20.61	20.62	20.55	1
		8	0	20.12	20.06	20.07	2
		8	3	20.22	20.18	20.16	2
		8	7	20.07	19.95	19.92	2
		15	0	20.16	20.13	20.04	2
BW	MCS Index	Channel		23017	23095	23173	3GPP MPR
		Frequence (MHz)		699.7	707.5	715.3	
1.4M	QPSK	1	0	22.38	22.21	22.11	0
		1	2	22.29	22.21	22.09	0
		1	5	22.09	22.01	22.03	0
		3	0	22.12	22.09	22.04	0
		3	1	22.09	22.11	21.99	0
		3	3	22.11	22.00	22.07	0
		6	0	21.15	21.02	21.05	1
1.4M	16QAM	1	0	20.75	20.78	20.74	1
		1	2	20.66	20.71	20.45	1
		1	5	20.43	20.42	20.50	1
		3	0	21.05	20.96	20.87	1
		3	1	21.17	21.09	21.02	1
		3	3	21.07	20.82	20.87	1
		6	0	20.09	20.06	20.02	2

LTE Conducted Power (Full)							
LTE Band 13							
BW	MCS Index	RB Size	RB Offset		Mid		3GPP MPR (dB)
		Channel			23230		
		Frequence (MHz)			782		
10M	QPSK	1	0		22.38		0
		1	24		22.33		0
		1	49		22.22		0
		25	0		21.11		1
		25	12		21.05		1
		25	25		21.02		1
		50	0		21.06		1
10M	16QAM	1	0		20.82		1
		1	24		20.77		1
		1	49		20.67		1
		25	0		20.04		2
		25	12		20.02		2
		25	25		19.98		2
		50	0		20.02		2
BW	MCS Index	Channel		23205	23230	23255	3GPP MPR
		Frequence (MHz)		779.5	782	784.5	
5M	QPSK	1	0	22.32	22.33	22.18	0
		1	12	22.19	22.30	22.14	0
		1	24	22.09	22.15	21.98	0
		12	0	21.00	21.10	20.87	1
		12	6	20.96	20.97	21.00	1
		12	13	20.85	20.95	20.81	1
		25	0	21.04	21.00	20.91	1
5M	16QAM	1	0	20.76	20.80	20.63	1
		1	12	20.64	20.74	20.63	1
		1	24	20.62	20.65	20.52	1
		12	0	19.98	20.03	19.94	2
		12	6	19.89	19.96	19.95	2
		12	13	19.94	19.92	19.96	2
		25	0	19.92	20.02	19.82	2

LTE Conducted Power (Full)							
LTE Band 17							
BW	MCS Index	RB Size	RB Offset	Low	Mid	High	3GPP MPR (dB)
		Channel		23780	23790	23800	
		Frequence (MHz)		709	710	711	
10M	QPSK	1	0	22.41	22.38	22.34	0
		1	24	22.22	22.19	22.17	0
		1	49	21.95	21.85	21.88	0
		25	0	21.07	20.99	21.00	1
		25	12	21.01	21.00	20.98	1
		25	25	20.96	20.90	20.89	1
		50	0	21.06	21.06	21.04	1
10M	16QAM	1	0	20.82	20.76	20.73	1
		1	24	20.78	20.72	20.69	1
		1	49	20.63	20.56	20.59	1
		25	0	20.22	20.22	20.13	2
		25	12	20.17	20.09	20.09	2
		25	25	20.11	20.09	20.08	2
		50	0	20.13	20.06	20.04	2
BW	MCS Index	Channel		23755	23790	23825	3GPP MPR
		Frequence (MHz)		706.5	710	713.5	
5M	QPSK	1	0	22.36	22.31	22.27	0
		1	12	22.15	22.11	22.09	0
		1	24	21.93	21.76	21.88	0
		12	0	21.03	20.91	20.96	1
		12	6	20.96	20.94	20.90	1
		12	13	20.91	20.80	20.83	1
		25	0	20.98	21.05	20.99	1
5M	16QAM	1	0	20.80	20.67	20.68	1
		1	12	20.70	20.70	20.63	1
		1	24	20.63	20.47	20.50	1
		12	0	20.12	20.14	20.07	2
		12	6	20.16	20.00	20.07	2
		12	13	20.07	20.03	19.98	2
		25	0	20.07	20.02	20.03	2

LTE Conducted Power (Full)							
LTE Band 25							
BW	MCS Index	RB Size	RB Offset	Low	Mid	High	3GPP MPR (dB)
		Channel		26140	26365	26590	
		Frequence (MHz)		1860	1882.5	1905	
20M	QPSK	1	0	21.15	21.27	21.13	0
		1	50	21.17	21.22	21.10	0
		1	99	21.14	21.18	21.05	0
		50	0	20.26	20.32	20.20	1
		50	25	20.23	20.28	20.18	1
		50	50	20.16	20.18	20.09	1
		100	0	20.18	20.26	20.13	1
20M	16QAM	1	0	19.92	19.95	19.91	1
		1	50	19.81	19.86	19.75	1
		1	99	19.77	19.82	19.70	1
		50	0	19.32	19.34	19.23	2
		50	25	19.13	19.22	19.15	2
		50	50	19.10	19.18	19.10	2
		100	0	19.13	19.16	19.12	2
BW	MCS Index	Channel		26115	26365	26615	3GPP MPR
		Frequence (MHz)		1857.5	1882.5	1907.5	
15M	QPSK	1	0	21.08	21.25	21.10	0
		1	37	21.09	21.15	21.06	0
		1	74	21.06	21.16	21.01	0
		36	0	20.23	20.30	20.10	1
		36	19	20.17	20.20	20.17	1
		36	39	20.12	20.18	20.06	1
		75	0	20.13	20.23	20.06	1
15M	16QAM	1	0	19.85	19.87	19.85	1
		1	37	19.81	19.82	19.71	1
		1	74	19.67	19.77	19.67	1
		36	0	19.32	19.31	19.14	2
		36	19	19.10	19.18	19.06	2
		36	39	19.02	19.09	19.02	2
		75	0	19.13	19.09	19.12	2

LTE Conducted Power (Full)							
LTE Band 25							
BW	MCS Index	Channel		26090	26365	26640	3GPP MPR
		Frequence (MHz)		1855	1882.5	1910	
10M	QPSK	1	0	21.07	21.21	21.07	0
		1	24	21.15	21.13	21.03	0
		1	49	21.07	21.15	21.02	0
		25	0	20.22	20.23	20.18	1
		25	12	20.17	20.21	20.08	1
		25	25	20.12	20.14	19.99	1
		50	0	20.16	20.19	20.03	1
10M	16QAM	1	0	19.86	19.86	19.85	1
		1	24	19.75	19.83	19.73	1
		1	49	19.72	19.79	19.67	1
		25	0	19.28	19.27	19.19	2
		25	12	19.11	19.20	19.13	2
		25	25	19.10	19.16	19.01	2
		50	0	19.11	19.08	19.06	2
BW	MCS Index	Channel		26065	26365	26665	3GPP MPR
		Frequence (MHz)		1852.5	1882.5	1912.5	
5M	QPSK	1	0	21.13	21.18	21.13	0
		1	12	21.16	21.13	21.08	0
		1	24	21.08	21.08	20.95	0
		12	0	20.18	20.29	20.17	1
		12	6	20.23	20.28	20.18	1
		12	13	20.07	20.13	19.99	1
		25	0	20.12	20.17	20.03	1
5M	16QAM	1	0	19.89	19.85	19.88	1
		1	12	19.73	19.80	19.71	1
		1	24	19.73	19.76	19.67	1
		12	0	19.22	19.29	19.16	2
		12	6	19.04	19.22	19.12	2
		12	13	19.07	19.10	19.00	2
		25	0	19.05	19.06	19.10	2

LTE Conducted Power (Full)							
LTE Band 25							
BW	MCS Index	Channel		26055	26365	26675	3GPP MPR
		Frequence (MHz)		1851.5	1882.5	1913.5	
3M	QPSK	1	0	21.03	21.15	21.02	0
		1	7	21.02	21.11	20.90	0
		1	14	20.97	21.03	20.95	0
		8	0	20.09	20.19	20.07	1
		8	3	20.03	20.14	20.08	1
		8	7	20.04	19.98	19.95	1
		15	0	20.02	20.08	19.98	1
3M	16QAM	1	0	19.74	19.77	19.78	1
		1	7	19.64	19.72	19.57	1
		1	14	19.65	19.69	19.55	1
		8	0	19.16	19.20	19.05	2
		8	3	19.00	19.03	18.95	2
		8	7	18.98	19.05	18.96	2
		15	0	18.93	18.97	18.96	2
BW	MCS Index	Channel		26047	26365	26683	3GPP MPR
		Frequence (MHz)		1850.7	1882.5	1914.3	
1.4M	QPSK	1	0	20.95	21.11	20.98	0
		1	2	21.02	21.09	20.90	0
		1	5	20.93	20.93	20.99	0
		3	0	21.02	21.08	20.97	0
		3	1	20.99	21.05	21.06	0
		3	3	21.09	20.92	20.86	0
		6	0	19.95	20.07	19.97	1
1.4M	16QAM	1	0	19.65	19.68	19.68	1
		1	2	19.62	19.63	19.50	1
		1	5	19.60	19.73	19.59	1
		3	0	20.08	20.21	19.95	1
		3	1	19.98	19.94	19.91	1
		3	3	19.95	20.00	19.96	1
		6	0	18.95	19.01	18.88	2

LTE Conducted Power (Full)							
LTE Band 26							
BW	MCS Index	RB Size	RB Offset	Low	Mid	High	3GPP MPR (dB)
		Channel		26765	26865	26965	
		Frequence (MHz)		821.5	831.5	841.5	
15M	QPSK	1	0	22.21	22.42	22.28	0
		1	37	22.17	22.35	22.21	0
		1	74	22.07	22.33	22.12	0
		36	0	21.23	21.38	21.23	1
		36	19	21.17	21.27	21.16	1
		36	39	20.97	21.14	20.97	1
		75	0	21.02	21.22	21.09	1
15M	16QAM	1	0	20.76	20.92	20.68	1
		1	37	20.52	20.82	20.56	1
		1	74	20.63	20.79	20.67	1
		36	0	20.09	20.37	20.08	2
		36	19	20.13	20.28	20.12	2
		36	39	19.77	20.05	19.76	2
		75	0	19.88	20.15	19.94	2
BW	MCS Index	Channel		26740	26865	26990	3GPP MPR
		Frequence (MHz)		819	831.5	844	
10M	QPSK	1	0	22.21	22.38	22.20	0
		1	24	22.14	22.34	22.15	0
		1	49	22.03	22.24	22.05	0
		25	0	21.19	21.37	21.16	1
		25	12	21.14	21.23	21.16	1
		25	25	20.87	21.08	20.97	1
		50	0	20.93	21.15	21.00	1
10M	16QAM	1	0	20.73	20.90	20.66	1
		1	24	20.45	20.73	20.47	1
		1	49	20.57	20.75	20.61	1
		25	0	19.99	20.27	20.03	2
		25	12	20.04	20.23	20.10	2
		25	25	19.69	20.00	19.72	2
		50	0	19.85	20.10	19.92	2

LTE Conducted Power (Full)							
LTE Band 26							
BW	MCS Index	Channel		26715	26865	27015	3GPP MPR
		Frequence (MHz)		816.5	831.5	846.5	
5M	QPSK	1	0	22.16	22.35	22.23	0
		1	12	22.17	22.33	22.21	0
		1	24	21.98	22.32	22.10	0
		12	0	21.18	21.38	21.17	1
		12	6	21.12	21.20	21.06	1
		12	13	20.88	21.07	20.89	1
		25	0	21.00	21.16	21.05	1
5M	16QAM	1	0	20.72	20.87	20.65	1
		1	12	20.46	20.80	20.46	1
		1	24	20.55	20.74	20.63	1
		12	0	20.03	20.28	20.01	2
		12	6	20.10	20.19	20.03	2
		12	13	19.70	19.98	19.73	2
		25	0	19.84	20.14	19.87	2
BW	MCS Index	Channel		26705	26865	27025	3GPP MPR
		Frequence (MHz)		815.5	831.5	847.5	
3M	QPSK	1	0	22.15	22.32	22.17	0
		1	7	22.03	22.20	22.12	0
		1	14	21.94	22.26	22.02	0
		8	0	21.15	21.24	21.18	1
		8	3	21.02	21.20	21.10	1
		8	7	20.86	21.05	20.83	1
		15	0	20.90	21.16	21.04	1
3M	16QAM	1	0	20.67	20.82	20.53	1
		1	7	20.43	20.73	20.43	1
		1	14	20.48	20.73	20.59	1
		8	0	20.01	20.29	19.96	2
		8	3	20.05	20.17	19.99	2
		8	7	19.67	19.91	19.66	2
		15	0	19.77	20.00	19.86	2

LTE Conducted Power (Full)							
LTE Band 26							
BW	MCS Index	Channel		26697	26865	27033	3GPP MPR
		Frequence (MHz)		814.7	831.5	848.3	
1.4M	QPSK	1	0	22.08	22.22	22.06	0
		1	2	22.01	22.14	22.12	0
		1	5	21.80	22.11	21.97	0
		3	0	22.01	22.16	22.11	0
		3	1	21.89	22.17	22.10	0
		3	3	21.84	21.97	21.74	0
		6	0	20.82	21.10	20.90	1
1.4M	16QAM	1	0	20.66	20.71	20.39	1
		1	2	20.34	20.61	20.29	1
		1	5	20.46	20.64	20.46	1
		3	0	20.95	21.27	20.81	1
		3	1	20.93	21.16	20.90	1
		3	3	20.60	20.90	20.52	1
		6	0	19.70	19.99	19.75	2

LTE Conducted Power (Full)							
LTE Band 66							
BW	MCS Index	RB Size	RB Offset	Low	Mid	High	3GPP MPR (dB)
		Channel		132072	132322	132572	
		Frequence (MHz)		1720	1745	1770	
20M	QPSK	1	0	21.16	21.37	21.25	0
		1	50	21.11	21.32	21.21	0
		1	99	21.08	21.29	21.22	0
		50	0	20.29	20.48	20.41	1
		50	25	20.17	20.36	20.27	1
		50	50	20.16	20.29	20.22	1
		100	0	20.17	20.38	20.31	1
20M	16QAM	1	0	19.93	20.08	19.98	1
		1	50	19.84	20.03	19.93	1
		1	99	19.66	19.92	19.80	1
		50	0	19.24	19.47	19.34	2
		50	25	19.26	19.42	19.37	2
		50	50	19.18	19.39	19.30	2
		100	0	19.13	19.34	19.21	2
BW	MCS Index	Channel		132047	132322	132597	3GPP MPR
		Frequence (MHz)		1717.5	1745	1772.5	
15M	QPSK	1	0	21.16	21.34	21.15	0
		1	37	21.08	21.22	21.21	0
		1	74	21.01	21.24	21.20	0
		36	0	20.21	20.45	20.38	1
		36	19	20.11	20.27	20.25	1
		36	39	20.15	20.27	20.16	1
		75	0	20.14	20.37	20.23	1
15M	16QAM	1	0	19.84	19.99	19.90	1
		1	37	19.76	19.93	19.92	1
		1	74	19.63	19.85	19.79	1
		36	0	19.18	19.43	19.29	2
		36	19	19.21	19.39	19.27	2
		36	39	19.12	19.32	19.26	2
		75	0	19.11	19.30	19.15	2

LTE Conducted Power (Full)							
LTE Band 66							
BW	MCS Index	Channel		132022	132322	132622	3GPP MPR
		Frequence (MHz)		1715	1745	1775	
10M	QPSK	1	0	21.14	21.31	21.25	0
		1	24	21.10	21.26	21.12	0
		1	49	21.04	21.23	21.18	0
		25	0	20.26	20.42	20.39	1
		25	12	20.08	20.36	20.21	1
		25	25	20.14	20.24	20.22	1
		50	0	20.17	20.33	20.21	1
10M	16QAM	1	0	19.91	20.03	19.96	1
		1	24	19.84	19.96	19.86	1
		1	49	19.60	19.84	19.70	1
		25	0	19.18	19.44	19.25	2
		25	12	19.22	19.33	19.37	2
		25	25	19.13	19.36	19.28	2
		50	0	19.08	19.29	19.19	2
BW	MCS Index	Channel		131997	132322	132647	3GPP MPR
		Frequence (MHz)		1712.5	1745	1777.5	
5M	QPSK	1	0	21.08	21.27	21.15	0
		1	12	21.02	21.23	21.17	0
		1	24	21.03	21.29	21.13	0
		12	0	20.19	20.39	20.33	1
		12	6	20.16	20.30	20.17	1
		12	13	20.10	20.28	20.15	1
		25	0	20.10	20.29	20.30	1
5M	16QAM	1	0	19.93	20.01	19.96	1
		1	12	19.84	20.01	19.83	1
		1	24	19.65	19.84	19.73	1
		12	0	19.23	19.42	19.28	2
		12	6	19.20	19.38	19.27	2
		12	13	19.18	19.31	19.23	2
		25	0	19.08	19.34	19.14	2

LTE Conducted Power (Full)							
LTE Band 66							
BW	MCS Index	Channel		131987	132322	132657	3GPP MPR
		Frequence (MHz)		1711.5	1745	1778.5	
3M	QPSK	1	0	21.09	21.23	21.11	0
		1	7	21.00	21.23	21.12	0
		1	14	20.95	21.22	21.11	0
		8	0	20.20	20.38	20.32	1
		8	3	20.11	20.29	20.14	1
		8	7	20.02	20.24	20.11	1
		15	0	20.05	20.32	20.20	1
3M	16QAM	1	0	19.82	20.00	19.84	1
		1	7	19.71	19.88	19.79	1
		1	14	19.55	19.82	19.72	1
		8	0	19.18	19.42	19.23	2
		8	3	19.21	19.35	19.30	2
		8	7	19.05	19.25	19.17	2
		15	0	19.06	19.20	19.06	2
BW	MCS Index	Channel		131979	132322	132665	3GPP MPR
		Frequence (MHz)		1710.7	1745	1779.3	
1.4M	QPSK	1	0	20.97	21.19	21.10	0
		1	2	20.98	21.13	21.01	0
		1	5	20.81	21.16	21.04	0
		3	0	21.07	21.33	21.20	0
		3	1	20.94	21.11	21.08	0
		3	3	21.01	21.08	21.17	0
		6	0	20.01	20.10	20.14	1
1.4M	16QAM	1	0	19.77	19.83	19.83	1
		1	2	19.61	19.95	19.78	1
		1	5	19.42	19.79	19.68	1
		3	0	20.00	20.29	20.18	1
		3	1	20.09	20.16	20.14	1
		3	3	20.08	20.17	20.12	1
		6	0	18.97	19.06	19.02	2

Conducted Power (Full)			
WLAN2.4GHz Ant 0			
Mode	Channel	Frequency	SISO Ant 0 Avg. Power
802.11b	1	2412	15.16
	6	2437	14.75
	11	2462	15.22
802.11g	1	2412	10.33
	6	2437	10.4
	11	2462	10.66
802.11n HT20	1	2412	9.95
	6	2437	9.96
	11	2462	9.96
802.11n HT40	3	2422	10.78
	6	2437	10.86
	9	2452	10.98

Conducted Power (Full)			
Bluetooth Ant 0			
Mode	Channel	Frequency	SISO Ant 0 Avg. Power
BR / EDR	0	2402	11.66
	39	2441	11.33
	78	2480	11.04

Conducted Power (Full)			
WLAN 5.2GHz Ant 0			
Mode	Channel	Frequency	SISO Ant 0 Avg. Power
802.11a	36	5180	9.88
	40	5200	13.72
	44	5220	13.71
	48	5240	13.7
802.11n HT20	36	5180	10.19
	40	5200	13.33
	44	5220	13.55
	48	5240	13.65
802.11n HT40	38	5190	4.33
	46	5230	11.61

Appendix F. SAR Test Result

SAR Results for Extremity Exposure Condition.

Note:
1. SAR testing for WLAN was performed on the maximum power mode.
2. SAR testing for LTE was performed on the maximum power mode.
3. The “< 0.001” means there is no SAR value or the SAR is too low to be measured.

Limbs SAR Test Result

System & Position								DUT Configuration	SAR							
Plot No.	Band	Mode	Test Position	Separation Distance (mm)	Channel	RB#	RB offset	Ant Status	Duty Cycle	Crest Factor	Max. Tune-up Power (dBm)	Measured Conducted Power (dBm)	Scaling Factor	Power Drift (dB)	Measured SAR-10g (W/kg)	Scaled SAR-10g (W/kg)
	GSM850	GPRS10	Front Face	0	251				-	1.00	29.50	29.37	1.03	0.18	0.11	0.11
1	GSM850	GPRS10	Rear Face	0	251				-	1.00	29.50	29.37	1.03	-0.04	0.521	0.54
	GSM850	GPRS10	Left Side	0	251				-	1.00	29.50	29.37	1.03	0.17	0.432	0.44
	GSM850	GPRS10	Right Side	0	251				-	1.00	29.50	29.37	1.03	-0.12	0.134	0.14
	GSM850	GPRS10	Top Side	0	251				-	1.00	29.50	29.37	1.03	-0.16	0.16	0.16
	GSM850	GPRS10	Top Curve Side	0	251				-	1.00	29.50	29.37	1.03	0.07	0.204	0.21
	GSM850	GPRS10	Bottom Side	0	251				-	1.00	29.50	29.37	1.03	0	0	0.00
	GSM850	GPRS10	Bottom Curve Side	0	251				-	1.00	29.50	29.37	1.03	0	0	0.00
	GSM850	GPRS10	Rear Face	0	128				-	1.00	29.50	28.67	1.21	-0.1	0.436	0.53
	GSM850	GPRS10	Rear Face	0	189				-	1.00	29.50	29.17	1.08	-0.12	0.424	0.46
	GSM1900	GPRS12	Front Face	0	512				-	1.00	25.50	25.21	1.07	-0.13	0.106	0.11
	GSM1900	GPRS12	Rear Face	0	512				-	1.00	25.50	25.21	1.07	-0.05	0.964	1.03
	GSM1900	GPRS12	Left Side	0	512				-	1.00	25.50	25.21	1.07	-0.16	0.275	0.29
	GSM1900	GPRS12	Right Side	0	512				-	1.00	25.50	25.21	1.07	-0.04	0.168	0.18
	GSM1900	GPRS12	Top Side	0	512				-	1.00	25.50	25.21	1.07	-0.18	0.681	0.73
	GSM1900	GPRS12	Top Curve Side	0	512				-	1.00	25.50	25.21	1.07	-0.14	1.04	1.11
	GSM1900	GPRS12	Bottom Side	0	512				-	1.00	25.50	25.21	1.07	0	<0.001	0.00
	GSM1900	GPRS12	Bottom Curve Side	0	512				-	1.00	25.50	25.21	1.07	0	<0.001	0.00
	GSM1900	GPRS12	Top Curve Side	0	661				-	1.00	25.50	24.78	1.18	0.15	1	1.18
2	GSM1900	GPRS12	Top Curve Side	0	810				-	1.00	25.50	24.25	1.33	0.19	1.12	1.49
	WCDMA II	RMC12.2K	Front Face	0	9262				-	1.00	20.50	20.09	1.10	0.18	0.133	0.15
	WCDMA II	RMC12.2K	Rear Face	0	9262				-	1.00	20.50	20.09	1.10	-0.09	1.16	1.28
	WCDMA II	RMC12.2K	Left Side	0	9262				-	1.00	20.50	20.09	1.10	0.17	0.364	0.40
	WCDMA II	RMC12.2K	Right Side	0	9262				-	1.00	20.50	20.09	1.10	0.09	0.195	0.21
	WCDMA II	RMC12.2K	Top Side	0	9262				-	1.00	20.50	20.09	1.10	0.17	1.12	1.23
	WCDMA II	RMC12.2K	Top Curve Side	0	9262				-	1.00	20.50	20.09	1.10	0.05	1.4	1.54
	WCDMA II	RMC12.2K	Bottom Side	0	9262				-	1.00	20.50	20.09	1.10	0	<0.001	0.00
	WCDMA II	RMC12.2K	Bottom Curve Side	0	9262				-	1.00	20.50	20.09	1.10	0.01	0.025	0.03
3	WCDMA II	RMC12.2K	Top Curve Side	0	9400				-	1.00	20.50	19.97	1.13	-0.07	1.45	1.64
	WCDMA II	RMC12.2K	Top Curve Side	0	9538				-	1.00	20.50	19.81	1.17	0.15	1.26	1.47

Limbs SAR Test Result

System & Position								DUT Configuration	SAR							
Plot No.	Band	Mode	Test Position	Separation Distance (mm)	Channel	RB#	RB offset	Ant Status	Duty Cycle	Crest Factor	Max. Tune-up Power (dBm)	Measured Conducted Power (dBm)	Scaling Factor	Power Drift (dB)	Measured SAR-10g (W/kg)	Scaled SAR-10g (W/kg)
	WCDMA IV	RMC12.2K	Front Face	0	1312				-	1.00	21.50	21.31	1.04	0.11	0.237	0.25
	WCDMA IV	RMC12.2K	Rear Face	0	1312				-	1.00	21.50	21.31	1.04	-0.03	1.53	1.59
	WCDMA IV	RMC12.2K	Left Side	0	1312				-	1.00	21.50	21.31	1.04	-0.11	0.57	0.59
	WCDMA IV	RMC12.2K	Right Side	0	1312				-	1.00	21.50	21.31	1.04	-0.04	0.103	0.11
	WCDMA IV	RMC12.2K	Top Side	0	1312				-	1.00	21.50	21.31	1.04	0.03	1.31	1.36
4	WCDMA IV	RMC12.2K	Top Curve Side	0	1312				-	1.00	21.50	21.31	1.04	-0.11	1.67	1.74
	WCDMA IV	RMC12.2K	Bottom Side	0	1312				-	1.00	21.50	21.31	1.04	0	<0.001	0.00
	WCDMA IV	RMC12.2K	Bottom Curve Side	0	1312				-	1.00	21.50	21.31	1.04	0.03	0.04	0.04
	WCDMA IV	RMC12.2K	Top Curve Side	0	1413				-	1.00	21.50	21.27	1.05	0.05	1.61	1.69
	WCDMA IV	RMC12.2K	Top Curve Side	0	1513				-	1.00	21.50	21.15	1.08	0.14	1.55	1.67
	WCDMA V	RMC12.2K	Front Face	0	4132				-	1.00	23.00	22.42	1.14	0.15	0.057	0.06
5	WCDMA V	RMC12.2K	Rear Face	0	4132				-	1.00	23.00	22.42	1.14	0.02	0.801	0.91
	WCDMA V	RMC12.2K	Left Side	0	4132				-	1.00	23.00	22.42	1.14	-0.11	0.702	0.80
	WCDMA V	RMC12.2K	Right Side	0	4132				-	1.00	23.00	22.42	1.14	0.19	0.204	0.23
	WCDMA V	RMC12.2K	Top Side	0	4132				-	1.00	23.00	22.42	1.14	0.15	0.261	0.30
	WCDMA V	RMC12.2K	Top Curve Side	0	4132				-	1.00	23.00	22.42	1.14	0.12	0.431	0.49
	WCDMA V	RMC12.2K	Bottom Side	0	4132				-	1.00	23.00	22.42	1.14	0	<0.001	0.00
	WCDMA V	RMC12.2K	Bottom Curve Side	0	4132				-	1.00	23.00	22.42	1.14	0	<0.001	0.00
	WCDMA V	RMC12.2K	Rear Face	0	4182				-	1.00	23.00	22.32	1.17	0.17	0.756	0.88
	WCDMA V	RMC12.2K	Rear Face	0	4233				-	1.00	23.00	22.41	1.15	-0.15	0.691	0.79
	LTE 2	QPSK20M	Front Face	0	18900	1	0		-	1.00	20.50	20.43	1.02	-0.1	0.145	0.15
	LTE 2	QPSK20M	Rear Face	0	18900	1	0		-	1.00	20.50	20.43	1.02	0.03	1.15	1.17
	LTE 2	QPSK20M	Left Side	0	18900	1	0		-	1.00	20.50	20.43	1.02	0.06	0.409	0.42
	LTE 2	QPSK20M	Right Side	0	18900	1	0		-	1.00	20.50	20.43	1.02	0.16	0.217	0.22
	LTE 2	QPSK20M	Top Side	0	18900	1	0		-	1.00	20.50	20.43	1.02	-0.07	1.03	1.05
	LTE 2	QPSK20M	Top Curve Side	0	18900	1	0		-	1.00	20.50	20.43	1.02	-0.13	1.36	1.39
	LTE 2	QPSK20M	Bottom Side	0	18900	1	0		-	1.00	20.50	20.43	1.02	0	<0.001	0.00
	LTE 2	QPSK20M	Bottom Curve Side	0	18900	1	0		-	1.00	20.50	20.43	1.02	0	<0.001	0.00
	LTE 2	QPSK20M	Front Face	0	18900	50	0		-	1.00	19.50	19.49	1.00	-0.16	0.11	0.11
	LTE 2	QPSK20M	Rear Face	0	18900	50	0		-	1.00	19.50	19.49	1.00	-0.12	0.962	0.96
	LTE 2	QPSK20M	Left Side	0	18900	50	0		-	1.00	19.50	19.49	1.00	-0.06	0.315	0.32
	LTE 2	QPSK20M	Right Side	0	18900	50	0		-	1.00	19.50	19.49	1.00	0.04	0.181	0.18
	LTE 2	QPSK20M	Top Side	0	18900	50	0		-	1.00	19.50	19.49	1.00	0.17	0.884	0.88
	LTE 2	QPSK20M	Top Curve Side	0	18900	50	0		-	1.00	19.50	19.49	1.00	0.15	1.09	1.09
	LTE 2	QPSK20M	Bottom Side	0	18900	50	0		-	1.00	19.50	19.49	1.00	0	<0.001	0.00
	LTE 2	QPSK20M	Bottom Curve Side	0	18900	50	0		-	1.00	19.50	19.49	1.00	0	<0.001	0.00
6	LTE 2	QPSK20M	Top Curve Side	0	18700	1	0		-	1.00	20.50	20.38	1.03	-0.07	1.56	1.61
	LTE 2	QPSK20M	Top Curve Side	0	19100	1	0		-	1.00	20.50	20.35	1.04	0.02	1.37	1.42

Limbs SAR Test Result

System & Position								DUT Configuration	SAR							
Plot No.	Band	Mode	Test Position	Separation Distance (mm)	Channel	RB#	RB offset	Ant Status	Duty Cycle	Crest Factor	Max. Tune-up Power (dBm)	Measured Conducted Power (dBm)	Scaling Factor	Power Drift (dB)	Measured SAR-10g (W/kg)	Scaled SAR-10g (W/kg)
	LTE 4	QPSK20M	Front Face	0	20175	1	0		-	1.00	21.50	21.13	1.09	0.12	0.201	0.22
7	LTE 4	QPSK20M	Rear Face	0	20175	1	0		-	1.00	21.50	21.13	1.09	-0.05	1.93	2.10
	LTE 4	QPSK20M	Left Side	0	20175	1	0		-	1.00	21.50	21.13	1.09	-0.13	0.545	0.59
	LTE 4	QPSK20M	Right Side	0	20175	1	0		-	1.00	21.50	21.13	1.09	0.09	0.108	0.12
	LTE 4	QPSK20M	Top Side	0	20175	1	0		-	1.00	21.50	21.13	1.09	-0.04	0.791	0.86
	LTE 4	QPSK20M	Top Curve Side	0	20175	1	0		-	1.00	21.50	21.13	1.09	0.05	1.65	1.80
	LTE 4	QPSK20M	Bottom Side	0	20175	1	0		-	1.00	21.50	21.13	1.09	0	<0.001	0.00
	LTE 4	QPSK20M	Bottom Curve Side	0	20175	1	0		-	1.00	21.50	21.13	1.09	0	<0.001	0.00
	LTE 4	QPSK20M	Front Face	0	20175	50	0		-	1.00	20.50	19.85	1.16	-0.14	0.16	0.19
	LTE 4	QPSK20M	Rear Face	0	20175	50	0		-	1.00	20.50	19.85	1.16	0.17	1.48	1.72
	LTE 4	QPSK20M	Left Side	0	20175	50	0		-	1.00	20.50	19.85	1.16	0.06	0.387	0.45
	LTE 4	QPSK20M	Right Side	0	20175	50	0		-	1.00	20.50	19.85	1.16	-0.11	0.092	0.11
	LTE 4	QPSK20M	Top Side	0	20175	50	0		-	1.00	20.50	19.85	1.16	0.18	0.697	0.81
	LTE 4	QPSK20M	Top Curve Side	0	20175	50	0		-	1.00	20.50	19.85	1.16	0.07	1.35	1.57
	LTE 4	QPSK20M	Bottom Side	0	20175	50	0		-	1.00	20.50	19.85	1.16	0	<0.001	0.00
	LTE 4	QPSK20M	Bottom Curve Side	0	20175	50	0		-	1.00	20.50	19.85	1.16	0	<0.001	0.00
	LTE 4	QPSK20M	Rear Face	0	20175	100	0		-	1.00	20.50	19.79	1.18	0.17	1.48	1.75
	LTE 4	QPSK20M	Rear Face	0	20050	1	0		-	1.00	21.50	20.85	1.16	-0.03	1.69	1.96
	LTE 4	QPSK20M	Rear Face	0	20300	1	0		-	1.00	21.50	21.11	1.09	-0.08	1.82	1.98
	LTE 5	QPSK10M	Front Face	0	20600	1	0		-	1.00	23.50	23.00	1.12	-0.03	0.118	0.13
8	LTE 5	QPSK10M	Rear Face	0	20600	1	0		-	1.00	23.50	23.00	1.12	-0.11	0.937	1.05
	LTE 5	QPSK10M	Left Side	0	20600	1	0		-	1.00	23.50	23.00	1.12	0.02	0.485	0.54
	LTE 5	QPSK10M	Right Side	0	20600	1	0		-	1.00	23.50	23.00	1.12	-0.01	0.113	0.13
	LTE 5	QPSK10M	Top Side	0	20600	1	0		-	1.00	23.50	23.00	1.12	-0.06	0.18	0.20
	LTE 5	QPSK10M	Top Curve Side	0	20600	1	0		-	1.00	23.50	23.00	1.12	0.19	0.463	0.52
	LTE 5	QPSK10M	Bottom Side	0	20600	1	0		-	1.00	23.50	23.00	1.12	0	<0.001	0.00
	LTE 5	QPSK10M	Bottom Curve Side	0	20600	1	0		-	1.00	23.50	23.00	1.12	0	<0.001	0.00
	LTE 5	QPSK10M	Front Face	0	20600	25	0		-	1.00	22.50	22.27	1.05	-0.03	0.094	0.10
	LTE 5	QPSK10M	Rear Face	0	20600	25	0		-	1.00	22.50	22.27	1.05	0.05	0.721	0.76
	LTE 5	QPSK10M	Left Side	0	20600	25	0		-	1.00	22.50	22.27	1.05	-0.15	0.423	0.44
	LTE 5	QPSK10M	Right Side	0	20600	25	0		-	1.00	22.50	22.27	1.05	0.04	0.085	0.09
	LTE 5	QPSK10M	Top Side	0	20600	25	0		-	1.00	22.50	22.27	1.05	-0.06	0.145	0.15
	LTE 5	QPSK10M	Top Curve Side	0	20600	25	0		-	1.00	22.50	22.27	1.05	-0.01	0.372	0.39
	LTE 5	QPSK10M	Bottom Side	0	20600	25	0		-	1.00	22.50	22.27	1.05	0	<0.001	0.00
	LTE 5	QPSK10M	Bottom Curve Side	0	20600	25	0		-	1.00	22.50	22.27	1.05	0	<0.001	0.00
	LTE 5	QPSK10M	Rear Face	0	20450	1	0		-	1.00	23.50	22.95	1.14	-0.11	0.774	0.88
	LTE 5	QPSK10M	Rear Face	0	20525	1	0		-	1.00	23.50	22.86	1.16	-0.19	0.741	0.86

Limbs SAR Test Result

System & Position								DUT Configuration	SAR							
Plot No.	Band	Mode	Test Position	Separation Distance (mm)	Channel	RB#	RB offset	Ant Status	Duty Cycle	Crest Factor	Max. Tune-up Power (dBm)	Measured Conducted Power (dBm)	Scaling Factor	Power Drift (dB)	Measured SAR-10g (W/kg)	Scaled SAR-10g (W/kg)
	LTE 7	QPSK20M	Front Face	0	20850	1	0		-	1.00	21.00	20.29	1.18	0.04	0.161	0.19
9	LTE 7	QPSK20M	Rear Face	0	20850	1	0		-	1.00	21.00	20.29	1.18	-0.16	0.753	0.89
	LTE 7	QPSK20M	Left Side	0	20850	1	0		-	1.00	21.00	20.29	1.18	-0.12	0.291	0.34
	LTE 7	QPSK20M	Right Side	0	20850	1	0		-	1.00	21.00	20.29	1.18	-0.11	0.11	0.13
	LTE 7	QPSK20M	Top Side	0	20850	1	0		-	1.00	21.00	20.29	1.18	-0.06	0.399	0.47
	LTE 7	QPSK20M	Top Curve Side	0	20850	1	0		-	1.00	21.00	20.29	1.18	-0.01	0.479	0.57
	LTE 7	QPSK20M	Bottom Side	0	20850	1	0		-	1.00	21.00	20.29	1.18	0	<0.001	0.00
	LTE 7	QPSK20M	Bottom Curve Side	0	20850	1	0		-	1.00	21.00	20.29	1.18	0	<0.001	0.00
	LTE 7	QPSK20M	Front Face	0	20850	50	0		-	1.00	20.00	19.26	1.19	0.04	0.122	0.15
	LTE 7	QPSK20M	Rear Face	0	20850	50	0		-	1.00	20.00	19.26	1.19	-0.17	0.744	0.89
	LTE 7	QPSK20M	Left Side	0	20850	50	0		-	1.00	20.00	19.26	1.19	-0.11	0.222	0.26
	LTE 7	QPSK20M	Right Side	0	20850	50	0		-	1.00	20.00	19.26	1.19	-0.07	0.091	0.11
	LTE 7	QPSK20M	Top Side	0	20850	50	0		-	1.00	20.00	19.26	1.19	0.11	0.321	0.38
	LTE 7	QPSK20M	Top Curve Side	0	20850	50	0		-	1.00	20.00	19.26	1.19	0.14	0.422	0.50
	LTE 7	QPSK20M	Bottom Side	0	20850	50	0		-	1.00	20.00	19.26	1.19	0	<0.001	0.00
	LTE 7	QPSK20M	Bottom Curve Side	0	20850	50	0		-	1.00	20.00	19.26	1.19	0	<0.001	0.00
	LTE 7	QPSK20M	Rear Face	0	21100	1	0		-	1.00	21.00	20.19	1.21	-0.04	0.679	0.82
	LTE 7	QPSK20M	Rear Face	0	21350	1	0		-	1.00	21.00	20.21	1.20	0.19	0.572	0.69
	LTE 12	QPSK10M	Front Face	0	23060	1	0		-	1.00	23.00	22.53	1.11	-0.15	0.071	0.08
10	LTE 12	QPSK10M	Rear Face	0	23060	1	0		-	1.00	23.00	22.53	1.11	-0.09	0.903	1.00
	LTE 12	QPSK10M	Left Side	0	23060	1	0		-	1.00	23.00	22.53	1.11	-0.15	0.593	0.66
	LTE 12	QPSK10M	Right Side	0	23060	1	0		-	1.00	23.00	22.53	1.11	-0.1	0.107	0.12
	LTE 12	QPSK10M	Top Side	0	23060	1	0		-	1.00	23.00	22.53	1.11	0.18	0.123	0.14
	LTE 12	QPSK10M	Top Curve Side	0	23060	1	0		-	1.00	23.00	22.53	1.11	-0.02	0.284	0.32
	LTE 12	QPSK10M	Bottom Side	0	23060	1	0		-	1.00	23.00	22.53	1.11	0	<0.001	0.00
	LTE 12	QPSK10M	Bottom Curve Side	0	23060	1	0		-	1.00	23.00	22.53	1.11	0	<0.001	0.00
	LTE 12	QPSK10M	Front Face	0	23060	25	12		-	1.00	22.00	21.32	1.17	-0.07	0.061	0.07
	LTE 12	QPSK10M	Rear Face	0	23060	25	12		-	1.00	22.00	21.32	1.17	-0.15	0.84	0.98
	LTE 12	QPSK10M	Left Side	0	23060	25	12		-	1.00	22.00	21.32	1.17	-0.15	0.465	0.54
	LTE 12	QPSK10M	Right Side	0	23060	25	12		-	1.00	22.00	21.32	1.17	-0.06	0.075	0.09
	LTE 12	QPSK10M	Top Side	0	23060	25	12		-	1.00	22.00	21.32	1.17	0.03	0.091	0.11
	LTE 12	QPSK10M	Top Curve Side	0	23060	25	12		-	1.00	22.00	21.32	1.17	0.09	0.215	0.25
	LTE 12	QPSK10M	Bottom Side	0	23060	25	12		-	1.00	22.00	21.32	1.17	0	<0.001	0.00
	LTE 12	QPSK10M	Bottom Curve Side	0	23060	25	12		-	1.00	22.00	21.32	1.17	0	<0.001	0.00
	LTE 12	QPSK10M	Rear Face	0	23095	1	0		-	1.00	23.00	22.39	1.15	-0.02	0.863	0.99
	LTE 12	QPSK10M	Rear Face	0	23130	1	0		-	1.00	23.00	22.28	1.18	0.07	0.814	0.96

Limbs SAR Test Result

System & Position								DUT Configuration	SAR							
Plot No.	Band	Mode	Test Position	Separation Distance (mm)	Channel	RB#	RB offset	Ant Status	Duty Cycle	Crest Factor	Max. Tune-up Power (dBm)	Measured Conducted Power (dBm)	Scaling Factor	Power Drift (dB)	Measured SAR-10g (W/kg)	Scaled SAR-10g (W/kg)
	LTE 13	QPSK10M	Front Face	0	23230	1	0		-	1.00	23.00	22.38	1.15	0.05	0.127	0.15
11	LTE 13	QPSK10M	Rear Face	0	23230	1	0		-	1.00	23.00	22.38	1.15	-0.06	0.945	1.09
	LTE 13	QPSK10M	Left Side	0	23230	1	0		-	1.00	23.00	22.38	1.15	-0.03	0.626	0.72
	LTE 13	QPSK10M	Right Side	0	23230	1	0		-	1.00	23.00	22.38	1.15	-0.18	0.123	0.14
	LTE 13	QPSK10M	Top Side	0	23230	1	0		-	1.00	23.00	22.38	1.15	0.08	0.169	0.19
	LTE 13	QPSK10M	Top Curve Side	0	23230	1	0		-	1.00	23.00	22.38	1.15	0.12	0.35	0.40
	LTE 13	QPSK10M	Bottom Side	0	23230	1	0		-	1.00	23.00	22.38	1.15	0	<0.001	0.00
	LTE 13	QPSK10M	Bottom Curve Side	0	23230	1	0		-	1.00	23.00	22.38	1.15	0	<0.001	0.00
	LTE 13	QPSK10M	Front Face	0	23230	25	0		-	1.00	22.00	21.11	1.23	-0.18	0.104	0.13
	LTE 13	QPSK10M	Rear Face	0	23230	25	0		-	1.00	22.00	21.11	1.23	-0.14	0.735	0.90
	LTE 13	QPSK10M	Left Side	0	23230	25	0		-	1.00	22.00	21.11	1.23	0.14	0.513	0.63
	LTE 13	QPSK10M	Right Side	0	23230	25	0		-	1.00	22.00	21.11	1.23	-0.07	0.098	0.12
	LTE 13	QPSK10M	Top Side	0	23230	25	0		-	1.00	22.00	21.11	1.23	0.19	0.146	0.18
	LTE 13	QPSK10M	Top Curve Side	0	23230	25	0		-	1.00	22.00	21.11	1.23	-0.04	0.263	0.32
	LTE 13	QPSK10M	Bottom Side	0	23230	25	0		-	1.00	22.00	21.11	1.23	0	<0.001	0.00
	LTE 13	QPSK10M	Bottom Curve Side	0	23230	25	0		-	1.00	22.00	21.11	1.23	0	<0.001	0.00
	LTE 17	QPSK10M	Front Face	0	23780	1	0		-	1.00	22.50	22.41	1.02	0.01	0.071	0.07
12	LTE 17	QPSK10M	Rear Face	0	23780	1	0		-	1.00	22.50	22.41	1.02	-0.1	0.947	0.97
	LTE 17	QPSK10M	Left Side	0	23780	1	0		-	1.00	22.50	22.41	1.02	0.04	0.714	0.73
	LTE 17	QPSK10M	Right Side	0	23780	1	0		-	1.00	22.50	22.41	1.02	0.17	0.089	0.09
	LTE 17	QPSK10M	Top Side	0	23780	1	0		-	1.00	22.50	22.41	1.02	0.02	0.119	0.12
	LTE 17	QPSK10M	Top Curve Side	0	23780	1	0		-	1.00	22.50	22.41	1.02	0.11	0.298	0.30
	LTE 17	QPSK10M	Bottom Side	0	23780	1	0		-	1.00	22.50	22.41	1.02	0	<0.001	0.00
	LTE 17	QPSK10M	Bottom Curve Side	0	23780	1	0		-	1.00	22.50	22.41	1.02	0	<0.001	0.00
	LTE 17	QPSK10M	Front Face	0	23780	25	0		-	1.00	21.50	21.07	1.10	-0.02	0.058	0.06
	LTE 17	QPSK10M	Rear Face	0	23780	25	0		-	1.00	21.50	21.07	1.10	-0.18	0.835	0.92
	LTE 17	QPSK10M	Left Side	0	23780	25	0		-	1.00	21.50	21.07	1.10	0.17	0.445	0.49
	LTE 17	QPSK10M	Right Side	0	23780	25	0		-	1.00	21.50	21.07	1.10	0	0.068	0.07
	LTE 17	QPSK10M	Top Side	0	23780	25	0		-	1.00	21.50	21.07	1.10	-0.11	0.065	0.07
	LTE 17	QPSK10M	Top Curve Side	0	23780	25	0		-	1.00	21.50	21.07	1.10	-0.09	0.208	0.23
	LTE 17	QPSK10M	Bottom Side	0	23780	25	0		-	1.00	21.50	21.07	1.10	0	<0.001	0.00
	LTE 17	QPSK10M	Bottom Curve Side	0	23780	25	0		-	1.00	21.50	21.07	1.10	0	<0.001	0.00
	LTE 17	QPSK10M	Rear Face	0	23790	1	0		-	1.00	22.50	22.38	1.03	-0.16	0.906	0.93
	LTE 17	QPSK10M	Rear Face	0	23800	1	0		-	1.00	22.50	22.34	1.04	0.08	0.919	0.96

Limbs SAR Test Result

System & Position								DUT Configuration	SAR							
Plot No.	Band	Mode	Test Position	Separation Distance (mm)	Channel	RB#	RB offset	Ant Status	Duty Cycle	Crest Factor	Max. Tune-up Power (dBm)	Measured Conducted Power (dBm)	Scaling Factor	Power Drift (dB)	Measured SAR-10g (W/kg)	Scaled SAR-10g (W/kg)
	LTE 25	QPSK20M	Front Face	0	26365	1	0		-	1.00	21.50	21.27	1.05	0.07	0.176	0.18
	LTE 25	QPSK20M	Rear Face	0	26365	1	0		-	1.00	21.50	21.27	1.05	-0.15	1.54	1.62
	LTE 25	QPSK20M	Left Side	0	26365	1	0		-	1.00	21.50	21.27	1.05	0.13	0.51	0.54
	LTE 25	QPSK20M	Right Side	0	26365	1	0		-	1.00	21.50	21.27	1.05	-0.11	0.276	0.29
	LTE 25	QPSK20M	Top Side	0	26365	1	0		-	1.00	21.50	21.27	1.05	-0.04	1.29	1.35
	LTE 25	QPSK20M	Top Curve Side	0	26365	1	0		-	1.00	21.50	21.27	1.05	0.15	1.76	1.85
	LTE 25	QPSK20M	Bottom Side	0	26365	1	0		-	1.00	21.50	21.27	1.05	0	<0.001	0.00
	LTE 25	QPSK20M	Bottom Curve Side	0	26365	1	0		-	1.00	21.50	21.27	1.05	0	<0.001	0.00
	LTE 25	QPSK20M	Front Face	0	26365	50	0		-	1.00	20.50	20.32	1.04	-0.06	0.142	0.15
	LTE 25	QPSK20M	Rear Face	0	26365	50	0		-	1.00	20.50	20.32	1.04	-0.19	1.15	1.20
	LTE 25	QPSK20M	Left Side	0	26365	50	0		-	1.00	20.50	20.32	1.04	-0.19	0.453	0.47
	LTE 25	QPSK20M	Right Side	0	26365	50	0		-	1.00	20.50	20.32	1.04	0.13	0.237	0.25
	LTE 25	QPSK20M	Top Side	0	26365	50	0		-	1.00	20.50	20.32	1.04	-0.11	1.17	1.22
	LTE 25	QPSK20M	Top Curve Side	0	26365	50	0		-	1.00	20.50	20.32	1.04	-0.06	1.39	1.45
	LTE 25	QPSK20M	Bottom Side	0	26365	50	0		-	1.00	20.50	20.32	1.04	0	<0.001	0.00
	LTE 25	QPSK20M	Bottom Curve Side	0	26365	50	0		-	1.00	20.50	20.32	1.04	0	<0.001	0.00
13	LTE 25	QPSK20M	Top Curve Side	0	26140	1	50		-	1.00	21.50	21.17	1.08	-0.17	1.95	2.11
	LTE 25	QPSK20M	Top Curve Side	0	26590	1	0		-	1.00	21.50	21.13	1.09	-0.12	1.84	2.01
	LTE 26	QPSK15M	Front Face	0	26865	1	0		-	1.00	23.00	22.42	1.14	0.05	0.113	0.13
14	LTE 26	QPSK15M	Rear Face	0	26865	1	0		-	1.00	23.00	22.42	1.14	-0.09	0.837	0.95
	LTE 26	QPSK15M	Left Side	0	26865	1	0		-	1.00	23.00	22.42	1.14	-0.1	0.505	0.58
	LTE 26	QPSK15M	Right Side	0	26865	1	0		-	1.00	23.00	22.42	1.14	-0.09	0.167	0.19
	LTE 26	QPSK15M	Top Side	0	26865	1	0		-	1.00	23.00	22.42	1.14	0.05	0.176	0.20
	LTE 26	QPSK15M	Top Curve Side	0	26865	1	0		-	1.00	23.00	22.42	1.14	-0.08	0.25	0.29
	LTE 26	QPSK15M	Bottom Side	0	26865	1	0		-	1.00	23.00	22.42	1.14	0	<0.001	0.00
	LTE 26	QPSK15M	Bottom Curve Side	0	26865	1	0		-	1.00	23.00	22.42	1.14	0	<0.001	0.00
	LTE 26	QPSK15M	Front Face	0	26865	36	0		-	1.00	22.00	21.38	1.15	0.12	0.082	0.09
	LTE 26	QPSK15M	Rear Face	0	26865	36	0		-	1.00	22.00	21.38	1.15	0.19	0.674	0.78
	LTE 26	QPSK15M	Left Side	0	26865	36	0		-	1.00	22.00	21.38	1.15	0	0.353	0.41
	LTE 26	QPSK15M	Right Side	0	26865	36	0		-	1.00	22.00	21.38	1.15	0.17	0.12	0.14
	LTE 26	QPSK15M	Top Side	0	26865	36	0		-	1.00	22.00	21.38	1.15	-0.12	0.122	0.14
	LTE 26	QPSK15M	Top Curve Side	0	26865	36	0		-	1.00	22.00	21.38	1.15	0.16	0.198	0.23
	LTE 26	QPSK15M	Bottom Side	0	26865	36	0		-	1.00	22.00	21.38	1.15	0	<0.001	0.00
	LTE 26	QPSK15M	Bottom Curve Side	0	26865	36	0		-	1.00	22.00	21.38	1.15	0	<0.001	0.00
	LTE 26	QPSK15M	Rear Face	0	26765	1	0		-	1.00	23.00	22.21	1.20	0.03	0.792	0.95
	LTE 26	QPSK15M	Rear Face	0	26965	1	0		-	1.00	23.00	22.28	1.18	-0.07	0.803	0.95

Limbs SAR Test Result

System & Position								DUT Configuration	SAR							
Plot No.	Band	Mode	Test Position	Separation Distance (mm)	Channel	RB#	RB offset	Ant Status	Duty Cycle	Crest Factor	Max. Tune-up Power (dBm)	Measured Conducted Power (dBm)	Scaling Factor	Power Drift (dB)	Measured SAR-10g (W/kg)	Scaled SAR-10g (W/kg)
	LTE 66	QPSK20M	Front Face	0	132322	1	0		-	1.00	22.00	21.37	1.16	-0.13	0.223	0.26
	LTE 66	QPSK20M	Rear Face	0	132322	1	0		-	1.00	22.00	21.37	1.16	0.04	1.69	1.96
	LTE 66	QPSK20M	Left Side	0	132322	1	0		-	1.00	22.00	21.37	1.16	0.02	0.57	0.66
	LTE 66	QPSK20M	Right Side	0	132322	1	0		-	1.00	22.00	21.37	1.16	-0.07	0.106	0.12
	LTE 66	QPSK20M	Top Side	0	132322	1	0		-	1.00	22.00	21.37	1.16	-0.19	1.23	1.43
	LTE 66	QPSK20M	Top Curve Side	0	132322	1	0		-	1.00	22.00	21.37	1.16	-0.16	1.68	1.95
	LTE 66	QPSK20M	Bottom Side	0	132322	1	0		-	1.00	22.00	21.37	1.16	0	<0.001	0.00
	LTE 66	QPSK20M	Bottom Curve Side	0	132322	1	0		-	1.00	22.00	21.37	1.16	0	<0.001	0.00
	LTE 66	QPSK20M	Front Face	0	132322	50	0		-	1.00	21.00	20.48	1.13	0.06	0.181	0.20
	LTE 66	QPSK20M	Rear Face	0	132322	50	0		-	1.00	21.00	20.48	1.13	-0.15	1.54	1.74
	LTE 66	QPSK20M	Left Side	0	132322	50	0		-	1.00	21.00	20.48	1.13	-0.19	0.471	0.53
	LTE 66	QPSK20M	Right Side	0	132322	50	0		-	1.00	21.00	20.48	1.13	-0.08	0.085	0.10
	LTE 66	QPSK20M	Top Side	0	132322	50	0		-	1.00	21.00	20.48	1.13	-0.08	0.982	1.11
	LTE 66	QPSK20M	Top Curve Side	0	132322	50	0		-	1.00	21.00	20.48	1.13	0.08	1.46	1.65
	LTE 66	QPSK20M	Bottom Side	0	132322	50	0		-	1.00	21.00	20.48	1.13	0	<0.001	0.00
	LTE 66	QPSK20M	Bottom Curve Side	0	132322	50	0		-	1.00	21.00	20.48	1.13	0	<0.001	0.00
16	LTE 66	QPSK20M	Rear Face	0	132072	1	0		-	1.00	22.00	21.16	1.21	0.07	1.79	2.17
	LTE 66	QPSK20M	Rear Face	0	132572	1	0		-	1.00	22.00	21.25	1.19	0.09	1.63	1.94
	WLAN2.4G	802.11b	Front Face	0	11			Ant 0	97.62	1.02	15.50	15.22	1.07	0.13	0.092	0.10
	WLAN2.4G	802.11b	Rear Face	0	11			Ant 0	97.62	1.02	15.50	15.22	1.07	0.05	0.33	0.36
	WLAN2.4G	802.11b	Left Side	0	11			Ant 0	97.62	1.02	15.50	15.22	1.07	0.18	0.049	0.05
	WLAN2.4G	802.11b	Right Side	0	11			Ant 0	97.62	1.02	15.50	15.22	1.07	0.11	0.266	0.29
	WLAN2.4G	802.11b	Top Side	0	11			Ant 0	97.62	1.02	15.50	15.22	1.07	0.07	0.097	0.11
	WLAN2.4G	802.11b	Top Curve Side	0	11			Ant 0	97.62	1.02	15.50	15.22	1.07	-0.05	0.144	0.16
	WLAN2.4G	802.11b	Bottom Side	0	11			Ant 0	97.62	1.02	15.50	15.22	1.07	0	<0.001	0.00
	WLAN2.4G	802.11b	Bottom Curve Side	0	11			Ant 0	97.62	1.02	15.50	15.22	1.07	0	<0.001	0.00
17	WLAN2.4G	802.11b	Rear Face	0	1			Ant 0	97.62	1.02	15.50	15.16	1.08	-0.02	0.388	0.43
	WLAN2.4G	802.11b	Rear Face	0	6			Ant 0	97.62	1.02	15.50	14.75	1.19	0.01	0.225	0.27

Limbs SAR Test Result

System & Position								DUT Configuration	SAR							
Plot No.	Band	Mode	Test Position	Separation Distance (mm)	Channel	RB#	RB offset	Ant Status	Duty Cycle	Crest Factor	Max. Tune-up Power (dBm)	Measured Conducted Power (dBm)	Scaling Factor	Power Drift (dB)	Measured SAR-10g (W/kg)	Scaled SAR-10g (W/kg)
	WLAN5.2G	802.11a	Front Face	0	40			Ant 0	87.32	1.15	14.00	13.72	1.07	-0.11	0.154	0.19
	WLAN5.2G	802.11a	Rear Face	0	40			Ant 0	87.32	1.15	14.00	13.72	1.07	-0.02	0.949	1.17
	WLAN5.2G	802.11a	Left Side	0	40			Ant 0	87.32	1.15	14.00	13.72	1.07	-0.15	0.037	0.05
18	WLAN5.2G	802.11a	Right Side	0	40			Ant 0	87.32	1.15	14.00	13.72	1.07	0.05	1.48	1.82
	WLAN5.2G	802.11a	Top Side	0	40			Ant 0	87.32	1.15	14.00	13.72	1.07	-0.16	0.459	0.56
	WLAN5.2G	802.11a	Top Curve Side	0	40			Ant 0	87.32	1.15	14.00	13.72	1.07	-0.1	0.516	0.63
	WLAN5.2G	802.11a	Bottom Side	0	40			Ant 0	87.32	1.15	14.00	13.72	1.07	0.16	0.012	0.01
	WLAN5.2G	802.11a	Bottom Curve Side	0	40			Ant 0	87.32	1.15	14.00	13.72	1.07	0.04	0.00837	0.01
	WLAN5.2G	802.11a	Right Side	0	36			Ant 0	87.32	1.15	10.00	9.88	1.03	0.01	0.451	0.53
	WLAN5.2G	802.11a	Right Side	0	44			Ant 0	87.32	1.15	14.00	13.71	1.07	0.03	1.22	1.50
	WLAN5.2G	802.11a	Right Side	0	48			Ant 0	87.32	1.15	14.00	13.70	1.07	-0.1	1.4	1.72
				0												
	BT	BR / EDR	Front Face	0	0			Ant 0	76.33	1.31	12.00	11.66	1.08	-0.13	0.024	0.03
19	BT	BR / EDR	Rear Face	0	0			Ant 0	76.33	1.31	12.00	11.66	1.08	-0.08	0.11	0.16
	BT	BR / EDR	Left Side	0	0			Ant 0	76.33	1.31	12.00	11.66	1.08	0.12	0.008	0.01
	BT	BR / EDR	Right Side	0	0			Ant 0	76.33	1.31	12.00	11.66	1.08	0.08	0.083	0.12
	BT	BR / EDR	Top Side	0	0			Ant 0	76.33	1.31	12.00	11.66	1.08	-0.06	0.021	0.03
	BT	BR / EDR	Top Curve Side	0	0			Ant 0	76.33	1.31	12.00	11.66	1.08	0.16	0.039	0.06
	BT	BR / EDR	Bottom Side	0	0			Ant 0	76.33	1.31	12.00	11.66	1.08	0	<0.001	0.00
	BT	BR / EDR	Bottom Curve Side	0	0			Ant 0	76.33	1.31	12.00	11.66	1.08	0	<0.001	0.00
	BT	BR / EDR	Rear Face	0	39			Ant 0	76.33	1.31	12.00	11.33	1.17	-0.03	0.08	0.12
	BT	BR / EDR	Rear Face	0	78			Ant 0	76.33	1.31	12.00	11.04	1.25	-0.16	0.072	0.12

Appendix H. Analysis of Simultaneous Transmission.

The analysis of simultaneous transmission SAR are shown as below.

<Possibilities of Simultaneous Transmission>

The simultaneous transmission possibilities for this device are listed as below.

Simultaneous TX Combination	Capable Transmit Configurations	Extremity Exposure Condition
A	MAX WWAN + MAX WLAN2.4G	Yes
B	MAX WWAN + MAX WLAN5G	Yes
C	MAX WWAN + BT_Ant 0	Yes

Notes

1. The WLAN and Bluetooth cannot transmit simultaneously.

Simultaneous Transmission SAR Evaluation (Extremity)								
Band	Position	1	2	3	4	A(1+2)	B(1+3)	C(1+4)
		Max WWAN	Max WLAN 2.4GHz	Max WLAN 5GHz	Max BT Ant 0	Summimg result	Summimg result	Summimg result
		10g SAR W/kg	10g SAR W/kg	10g SAR W/kg	10g SAR W/kg	10g SAR W/kg	10g SAR W/kg	10g SAR W/kg
GSM850	Front Face	0.11	0.10	0.19	0.03	0.21	0.30	0.14
	Rear Face	0.54	0.43	1.17	0.16	0.97	1.71	0.70
	Left Side	0.44	0.05	0.05	0.01	0.49	0.49	0.45
	Right Side	0.14	0.29	1.82	0.12	0.43	1.96	0.26
	Top Side	0.16	0.11	0.56	0.03	0.27	0.72	0.19
	Top Curve Side	0.21	0.16	0.63	0.06	0.37	0.84	0.27
	Bottom Side	0.00	0.00	0.01	0.00	0.00	0.01	0.00
	Bottom Curve Side	0.00	0.00	0.01	0.00	0.00	0.01	0.00
GSM1900	Front Face	0.11	0.10	0.19	0.03	0.21	0.30	0.14
	Rear Face	1.03	0.43	1.17	0.16	1.46	2.20	1.19
	Left Side	0.29	0.05	0.05	0.01	0.34	0.34	0.30
	Right Side	0.18	0.29	1.82	0.12	0.47	2.00	0.30
	Top Side	0.73	0.11	0.56	0.03	0.84	1.29	0.76
	Top Curve Side	1.49	0.16	0.63	0.06	1.65	2.12	1.55
	Bottom Side	0.00	0.00	0.01	0.00	0.00	0.01	0.00
	Bottom Curve Side	0.00	0.00	0.01	0.00	0.00	0.01	0.00

Simultaneous Transmission SAR Evaluation (Extremity)								
Band	Position	1	2	3	4	A(1+2)	B(1+3)	C(1+4)
		Max WWAN	Max WLAN 2.4GHz	Max WLAN 5GHz	Max BT Ant 0	Summimg result	Summimg result	Summimg result
		10g SAR W/kg	10g SAR W/kg	10g SAR W/kg	10g SAR W/kg	10g SAR W/kg	10g SAR W/kg	10g SAR W/kg
WCDMA II	Front Face	0.15	0.10	0.19	0.03	0.25	0.34	0.18
	Rear Face	1.28	0.43	1.17	0.16	1.71	2.45	1.44
	Left Side	0.40	0.05	0.05	0.01	0.45	0.45	0.41
	Right Side	0.21	0.29	1.82	0.12	0.50	2.03	0.33
	Top Side	1.23	0.11	0.56	0.03	1.34	1.79	1.26
	Top Curve Side	1.64	0.16	0.63	0.06	1.80	2.27	1.70
	Bottom Side	0.00	0.00	0.01	0.00	0.00	0.01	0.00
	Bottom Curve Side	0.03	0.00	0.01	0.00	0.03	0.04	0.03
WCDMA IV	Front Face	0.25	0.10	0.19	0.03	0.35	0.44	0.28
	Rear Face	1.59	0.43	1.17	0.16	2.02	2.76	1.75
	Left Side	0.59	0.05	0.05	0.01	0.64	0.64	0.60
	Right Side	0.11	0.29	1.82	0.12	0.40	1.93	0.23
	Top Side	1.36	0.11	0.56	0.03	1.47	1.92	1.39
	Top Curve Side	1.74	0.16	0.63	0.06	1.90	2.37	1.80
	Bottom Side	0.00	0.00	0.01	0.00	0.00	0.01	0.00
	Bottom Curve Side	0.04	0.00	0.01	0.00	0.04	0.05	0.04

Simultaneous Transmission SAR Evaluation (Extremity)								
Band	Position	1	2	3	4	A(1+2)	B(1+3)	C(1+4)
		Max WWAN	Max WLAN 2.4GHz	Max WLAN 5GHz	Max BT Ant 0	Summimg result	Summimg result	Summimg result
		10g SAR W/kg	10g SAR W/kg	10g SAR W/kg	10g SAR W/kg	10g SAR W/kg	10g SAR W/kg	10g SAR W/kg
WCDMA V	Front Face	0.06	0.10	0.19	0.03	0.16	0.25	0.09
	Rear Face	0.91	0.43	1.17	0.16	1.34	2.08	1.07
	Left Side	0.80	0.05	0.05	0.01	0.85	0.85	0.81
	Right Side	0.23	0.29	1.82	0.12	0.52	2.05	0.35
	Top Side	0.30	0.11	0.56	0.03	0.41	0.86	0.33
	Top Curve Side	0.49	0.16	0.63	0.06	0.65	1.12	0.55
	Bottom Side	0.00	0.00	0.01	0.00	0.00	0.01	0.00
	Bottom Curve Side	0.00	0.00	0.01	0.00	0.00	0.01	0.00
LTE 2	Front Face	0.15	0.10	0.19	0.03	0.25	0.34	0.18
	Rear Face	1.17	0.43	1.17	0.16	1.60	2.34	1.33
	Left Side	0.42	0.05	0.05	0.01	0.47	0.47	0.43
	Right Side	0.22	0.29	1.82	0.12	0.51	2.04	0.34
	Top Side	1.05	0.11	0.56	0.03	1.16	1.61	1.08
	Top Curve Side	1.61	0.16	0.63	0.06	1.77	2.24	1.67
	Bottom Side	0.00	0.00	0.01	0.00	0.00	0.01	0.00
	Bottom Curve Side	0.00	0.00	0.01	0.00	0.00	0.01	0.00

Simultaneous Transmission SAR Evaluation (Extremity)								
Band	Position	1	2	3	4	A(1+2)	B(1+3)	C(1+4)
		Max WWAN	Max WLAN 2.4GHz	Max WLAN 5GHz	Max BT Ant 0	Summimg result	Summimg result	Summimg result
		10g SAR W/kg	10g SAR W/kg	10g SAR W/kg	10g SAR W/kg	10g SAR W/kg	10g SAR W/kg	10g SAR W/kg
LTE 4	Front Face	0.22	0.10	0.19	0.03	0.32	0.41	0.25
	Rear Face	2.10	0.43	1.17	0.16	2.53	3.27	2.26
	Left Side	0.59	0.05	0.05	0.01	0.64	0.64	0.60
	Right Side	0.12	0.29	1.82	0.12	0.41	1.94	0.24
	Top Side	0.86	0.11	0.56	0.03	0.97	1.42	0.89
	Top Curve Side	1.80	0.16	0.63	0.06	1.96	2.43	1.86
	Bottom Side	0.00	0.00	0.01	0.00	0.00	0.01	0.00
	Bottom Curve Side	0.00	0.00	0.01	0.00	0.00	0.01	0.00
LTE 5	Front Face	0.13	0.10	0.19	0.03	0.23	0.32	0.16
	Rear Face	1.05	0.43	1.17	0.16	1.48	2.22	1.21
	Left Side	0.54	0.05	0.05	0.01	0.59	0.59	0.55
	Right Side	0.13	0.29	1.82	0.12	0.42	1.95	0.25
	Top Side	0.20	0.11	0.56	0.03	0.31	0.76	0.23
	Top Curve Side	0.52	0.16	0.63	0.06	0.68	1.15	0.58
	Bottom Side	0.00	0.00	0.01	0.00	0.00	0.01	0.00
	Bottom Curve Side	0.00	0.00	0.01	0.00	0.00	0.01	0.00

Simultaneous Transmission SAR Evaluation (Extremity)								
Band	Position	1	2	3	4	A(1+2)	B(1+3)	C(1+4)
		Max WWAN	Max WLAN 2.4GHz	Max WLAN 5GHz	Max BT Ant 0	Summimg result	Summimg result	Summimg result
		10g SAR W/kg	10g SAR W/kg	10g SAR W/kg	10g SAR W/kg	10g SAR W/kg	10g SAR W/kg	10g SAR W/kg
LTE 7	Front Face	0.19	0.10	0.19	0.03	0.29	0.38	0.22
	Rear Face	0.89	0.43	1.17	0.16	1.32	2.06	1.05
	Left Side	0.34	0.05	0.05	0.01	0.39	0.39	0.35
	Right Side	0.13	0.29	1.82	0.12	0.42	1.95	0.25
	Top Side	0.47	0.11	0.56	0.03	0.58	1.03	0.50
	Top Curve Side	0.57	0.16	0.63	0.06	0.73	1.20	0.63
	Bottom Side	0.00	0.00	0.01	0.00	0.00	0.01	0.00
	Bottom Curve Side	0.00	0.00	0.01	0.00	0.00	0.01	0.00
LTE 12	Front Face	0.08	0.10	0.19	0.03	0.18	0.27	0.11
	Rear Face	1.00	0.43	1.17	0.16	1.43	2.17	1.16
	Left Side	0.66	0.05	0.05	0.01	0.71	0.71	0.67
	Right Side	0.12	0.29	1.82	0.12	0.41	1.94	0.24
	Top Side	0.14	0.11	0.56	0.03	0.25	0.70	0.17
	Top Curve Side	0.32	0.16	0.63	0.06	0.48	0.95	0.38
	Bottom Side	0.00	0.00	0.01	0.00	0.00	0.01	0.00
	Bottom Curve Side	0.00	0.00	0.01	0.00	0.00	0.01	0.00

Simultaneous Transmission SAR Evaluation (Extremity)								
Band	Position	1	2	3	4	A(1+2)	B(1+3)	C(1+4)
		Max WWAN	Max WLAN 2.4GHz	Max WLAN 5GHz	Max BT Ant 0	Summimg result	Summimg result	Summimg result
		10g SAR W/kg	10g SAR W/kg	10g SAR W/kg	10g SAR W/kg	10g SAR W/kg	10g SAR W/kg	10g SAR W/kg
LTE 13	Front Face	0.15	0.10	0.19	0.03	0.25	0.34	0.18
	Rear Face	1.09	0.43	1.17	0.16	1.52	2.26	1.25
	Left Side	0.72	0.05	0.05	0.01	0.77	0.77	0.73
	Right Side	0.14	0.29	1.82	0.12	0.43	1.96	0.26
	Top Side	0.19	0.11	0.56	0.03	0.30	0.75	0.22
	Top Curve Side	0.40	0.16	0.63	0.06	0.56	1.03	0.46
	Bottom Side	0.00	0.00	0.01	0.00	0.00	0.01	0.00
	Bottom Curve Side	0.00	0.00	0.01	0.00	0.00	0.01	0.00
LTE 17	Front Face	0.07	0.10	0.19	0.03	0.17	0.26	0.10
	Rear Face	0.97	0.43	1.17	0.16	1.40	2.14	1.13
	Left Side	0.73	0.05	0.05	0.01	0.78	0.78	0.74
	Right Side	0.09	0.29	1.82	0.12	0.38	1.91	0.21
	Top Side	0.12	0.11	0.56	0.03	0.23	0.68	0.15
	Top Curve Side	0.30	0.16	0.63	0.06	0.46	0.93	0.36
	Bottom Side	0.00	0.00	0.01	0.00	0.00	0.01	0.00
	Bottom Curve Side	0.00	0.00	0.01	0.00	0.00	0.01	0.00

Simultaneous Transmission SAR Evaluation (Extremity)								
Band	Position	1	2	3	4	A(1+2)	B(1+3)	C(1+4)
		Max WWAN	Max WLAN 2.4GHz	Max WLAN 5GHz	Max BT Ant 0	Summimg result	Summimg result	Summimg result
		10g SAR W/kg	10g SAR W/kg	10g SAR W/kg	10g SAR W/kg	10g SAR W/kg	10g SAR W/kg	10g SAR W/kg
LTE 25	Front Face	0.18	0.10	0.19	0.03	0.28	0.37	0.21
	Rear Face	1.62	0.43	1.17	0.16	2.05	2.79	1.78
	Left Side	0.54	0.05	0.05	0.01	0.59	0.59	0.55
	Right Side	0.29	0.29	1.82	0.12	0.58	2.11	0.41
	Top Side	1.35	0.11	0.56	0.03	1.46	1.91	1.38
	Top Curve Side	2.11	0.16	0.63	0.06	2.27	2.74	2.17
	Bottom Side	0.00	0.00	0.01	0.00	0.00	0.01	0.00
	Bottom Curve Side	0.00	0.00	0.01	0.00	0.00	0.01	0.00
LTE 26	Front Face	0.13	0.10	0.19	0.03	0.23	0.32	0.16
	Rear Face	0.95	0.43	1.17	0.16	1.38	2.12	1.11
	Left Side	0.58	0.05	0.05	0.01	0.63	0.63	0.59
	Right Side	0.19	0.29	1.82	0.12	0.48	2.01	0.31
	Top Side	0.20	0.11	0.56	0.03	0.31	0.76	0.23
	Top Curve Side	0.29	0.16	0.63	0.06	0.45	0.92	0.35
	Bottom Side	0.00	0.00	0.01	0.00	0.00	0.01	0.00
	Bottom Curve Side	0.00	0.00	0.01	0.00	0.00	0.01	0.00

Simultaneous Transmission SAR Evaluation (Extremity)								
Band	Position	1	2	3	4	A(1+2)	B(1+3)	C(1+4)
		Max WWAN	Max WLAN 2.4GHz	Max WLAN 5GHz	Max BT Ant 0	Summimg result 10g SAR W/kg	Summimg result 10g SAR W/kg	Summimg result 10g SAR W/kg
		10g SAR W/kg	10g SAR W/kg	10g SAR W/kg	10g SAR W/kg			
LTE 66	Front Face	0.26	0.10	0.19	0.03	0.36	0.45	0.29
	Rear Face	2.17	0.43	1.17	0.16	2.60	3.34	2.33
	Left Side	0.66	0.05	0.05	0.01	0.71	0.71	0.67
	Right Side	0.12	0.29	1.82	0.12	0.41	1.94	0.24
	Top Side	1.43	0.11	0.56	0.03	1.54	1.99	1.46
	Top Curve Side	1.95	0.16	0.63	0.06	2.11	2.58	2.01
	Bottom Side	0.00	0.00	0.01	0.00	0.00	0.01	0.00
	Bottom Curve Side	0.00	0.00	0.01	0.00	0.00	0.01	0.00