# FCC SAR Test Report
# (Class II Permissive Change)

Product Name ： 7c Modular Platform

Model No. ： QSIP7180

Applicant ： ELITEGROUP COMPUTER SYSTEMS CO., LTD

Address ： No.239,Sec.2,Ti Ding Blvd., Taipei, Taiwan

Date of Receipt ： 2022/01/20

Issued Date ： 2022/04/27

Report No. ： 2210618R-SAUSSARV02-B

Report Version ： V2.0

Testing Laboratory
3023

The test results relate only to the samples tested.
The test results shown in the test report are traceable to the national/international standard through the calibration report of the equipment and evaluated measurement uncertainty herein.
This report must not be used to claim product endorsement by TAF or any agency of the government.
The test report shall not be reproduced without the written approval of DEKRA Testing and Certification Co., Ltd.
Measurement uncertainties evaluated for each testing system and associated connections are given here to provide the system information for reference. Compliance determinations do not take into account measurement uncertainties for each testing system, but are based on the results of the compliance measurement.

# Test Report

Issued Date: 2022/04/27
Report No.: 2210618R-SAUSSARV02-B

| | | |
|---|---|---|
| Product Name | : | 7c Modular Platform |
| Applicant | : | ELITEGROUP COMPUTER SYSTEMS CO., LTD |
| Address | : | No.239,Sec.2,Ti Ding Blvd., Taipei, Taiwan |
| Manufacturer | : | ELITEGROUP COMPUTER SYSTEMS CO., LTD |
| Model No. | : | QSIP7180 |
| Trade Name | : | ECS ELITGROUP |
| FCC ID | : | WL6-718020QT1C |
| Applicable Standard | : | IEEE 1528-2013<br>KDB 447498 D01 v06<br>KDB 865664 D01 v01r04 |
| Measurement Procedures | : | 47CFR § 2.1093<br>KDB 248227 D01 v02r02<br>KDB 616217 D04 v01r02<br>KDB 941225 D01 v03r01<br>KDB 941225 D05 v02r05<br>KDB 941225 D05A v01r02 |
| Test Result | : | Max. SAR Measurement (1g)<br>WLAN: **0.097** W/kg<br>WWAN: **1.142** W/kg |
| Application Type | : | Certification |

The above equipment has been tested by DEKRA, and found compliance with the requirement of the above standards. The test record, data evaluation & Equipment Under Test (EUT) configurations represented herein are true and accurate accounts of the measurements of the sample's SAR characteristics under the conditions specified in this report.

Documented By : Jinn Chen
( Supervisor / Jinn Chen )

Tested By : Luke Cheng
( Senior Engineer / Luke Cheng )

Approved By : San Lin
( Supervisor / San Lin )

# TABLE OF CONTENTS

**Description** **Page**

**1. General Information ..... 5**
1.1 EUT Description ..... 5
1.2 Antenna List ..... 6
1.3 SAR Test Position ..... 7
1.4 Test Environment ..... 8
**2. SAR Measurement System ..... 9**
2.1 DASY5 System Description ..... 9
2.1.1 Applications ..... 10
2.1.2 Area Scans ..... 10
2.1.3 Zoom Scan (Cube Scan Averaging) ..... 10
2.1.4 Uncertainty of Inter-/Extrapolation and Averaging ..... 10
2.2 DASY5 E-Field Probe ..... 11
2.2.1 Isotropic E-Field Probe Specification ..... 11
2.3 Boundary Detection Unit and Probe Mounting Device ..... 12
2.4 DATA Acquisition Electronics (DAE) and Measurement Server ..... 12
2.5 Robot ..... 13
2.6 Light Beam Unit ..... 13
2.7 Device Holder ..... 14
2.8 SAM Twin Phantom ..... 14
**3. Tissue Simulating Liquid ..... 15**
3.1 The composition of the tissue simulating liquid ..... 15
3.2 Tissue Calibration Result ..... 15
3.3 Tissue Dielectric Parameters for Head and Body Phantoms ..... 22
**4. SAR Measurement Procedure ..... 23**
4.1 SAR System Check ..... 23
4.1.1 Dipoles ..... 23
4.1.2 System Check Result ..... 24
4.2 SAR Measurement Procedure ..... 27
**5. SAR Exposure Limits ..... 28**
**6. Test Equipment List ..... 29**
**7. Measurement Uncertainty ..... 30**
**8. Conducted Power Measurement (Including tolerance allowed for production unit) ..... 32**
**9. Proximity Sensor ..... 107**
9.1 proximity sensor triggering distances ..... 107
9.2 Procedures for determining antenna and proximity sensor coverage ..... 108
9.3. Summary of Trigger Distance ..... 109
**10. Test Results ..... 111**
10.1 SAR Test Results Summary ..... 111
10.2 Simultaneous Transmission ..... 132
10.2.1 Simultaneous transmission of MIMO in 802.11 test exclusion considerations ..... 133
10.2.2 Simultaneous transmission of Wi-Fi and other wireless technologies ..... 133
**11. SAR measurement variability ..... 134**
Appendix
Appendix A. SAR System Check Data
Appendix B. SAR measurement Data
Appendix C. Test Setup Photographs
Appendix D. Probe Calibration Data
Appendix E. Dipole Calibration Data
Appendix F. Product Photos-Please refer to the file: 2210618R-Product Photos

# Revision History

| Report No. | Version | Description | Issued Date |
|---|---|---|---|
| 2210618R-SAUSSARV02-B | V1.0 | Initial issue of report. | 2022/04/12 |
| 2210618R-SAUSSARV02-B | V2.0 | Corrected typo in Section 6. | 2022/04/27 |

# 1. General Information

## 1.1 EUT Description

| | | | | |
|---|---|---|---|---|
| Product Name | 7c Modular Platform | | | |
| Trade Name | ECS ELITGROUP | | | |
| Model No. | QSIP7180 | | | |
| FCC ID | WL6-718020QT1C | | | |
| Frequency Range (Licensed) | WCDMA Band 2/LTE Band 2: 1850-1910MHz<br>WCDMA Band 5/LTE Band 5: 824-849MHz<br>LTE Band 4: 1710-1755MHz<br>LTE Band 7: 2500-2570MHz, LTE Band 12: 699-716MHz<br>LTE Band 13: 777-787MHz, LTE Band 14: 788-798MHz<br>LTE Band 17: 704-716MHz, LTE Band 25: 1850-1915MHz<br>LTE Band 26: 814-849MHz, LTE Band 30: 2305-2315MHz<br>LTE Band 38: 2570-2620MHz, LTE Band 41: 2496-2690MHz<br>LTE Band 66: 1710-1780MHz, LTE Band 71: 663-698MHz | | | |
| Frequency Range | 802.11b/g/n-20MHz: 2412-2472MHz<br>802.11n-40MHz: 2422-2462MHz<br>802.11a/n-20/ac-20: 5180-5320MHz,5500-5720MHz, 5745-5825MHz<br>802.11n-40/ac-40MHz: 5190-5310MHz, 5510-5710MHz, 5755-5795MHz<br>802.11ac-80MHz: 5210-5290MHz, 5530-5690MHz, 5775MHz<br>BT: 2402-2480MHz | | | |
| Type of Modulation | 802.11b: DSSS<br>802.11a/g/n/ac: OFDM<br>GFSK(1Mbps) /π/4DQPSK(2Mbps) / 8DPSK(3Mbps)<br>WCDMA: RMC 12.2Kbps/HSDPA/HSUPA, LTE: QPSK/16QAM/64QAM | | | |
| Device Category | Portable | | | |
| RF Exposure Environment | Uncontrolled | | | |
| Summary of test result – Reported Body 1g SAR (W/Kg) | | | | |
| Test configuration | Licensed | DTS | NII | DSS(BT) |
| Standalone | 1.142 | 0.026 | 0.097 | 0.015 |
| Simultaneous | 1.326 | 1.181 | 1.326 | 1.326 |
| | | | | |

Note:

| Host information | | |
|---|---|---|
| Manufacturer | Product Name | Model No. |
| ELITEGROUP COMPUTER SYSTEMS CO., LTD | Notebook Computer | SG20QT1C |

## 1.2 Antenna List

| No. | Manufacturer | Part No. | Antenna Type | Peak Gain |
|---|---|---|---|---|
| 1 | WGT<br>(WLAN) | EGSG2WRPB01+A(Main) | PIFA | 2.75dBi for 2.4GHz<br>2.54dBi for 5.15~5.25GHz<br>2.54dBi for 5.25~5.35GHz<br>2.99dBi for 5.47~5.725GHz<br>3.16dBi for 5.725~5.850GHz |
| | | EGSG2WRPB02+A(Aux) | PIFA | 2.81dBi for 2.4GHz<br>2.74dBi for 5.15~5.25GHz<br>2.74dBi for 5.25~5.35GHz<br>2.17dBi for 5.47~5.725GHz<br>1.48dBi for 5.725~5.850GHz |
| 2 | SPEED<br>(WLAN) | F-0G-MA-6001-003-00(Main) | PIFA | 0.58dBi for 2.4GHz<br>-0.31dBi for 5.15~5.25GHz<br>1.56dBi for 5.25~5.35GHz<br>-0.69dBi for 5.47~5.725GHz<br>-0.69dBi for 5.725~5.850GHz |
| | | F-0G-MA-6001-004-00(Aux) | PIFA | 1.75dBi for 2.4GHz<br>0.49dBi for 5.15~5.25GHz<br>0.87dBi for 5.25~5.35GHz<br>0.08dBi for 5.47~5.725GHz<br>1.29dBi for 5.725~5.850GHz |
| 3 | SPEED<br>(WWAN) | F-0G-MA-6001-001-00(Main) | PIFA | 0.53dBi for 663-698MHz<br>0.67dBi for 699-716MHz<br>3.44dBi for 777-787MHz<br>3.44dBi for 788-798MHz<br>2.24dBi for 814-849MHz<br>0.73dBi for1710-1785MHz<br>0.71dBi for 1850-1915MHz<br>1.31dBi for 2305-2315MHz<br>2.44dBi for 2496-2690MHz |
| | | F-0G-MA-6001-002-00(Aux) | PIFA | 0.3dBi for 663-698MHz<br>0.3dBi for 699-716MHz<br>2.99dBi for 777-787MHz<br>2.99dBi for 788-798MHz<br>2.99dBi for 814-849MHz<br>1.12dBi for1710-1785MHz<br>0.76dBi for 1850-1915MHz<br>0.42dBi for 2305-2315MHz<br>2.97dBi for 2496-2690MHz |

## 1.3 SAR Test Position

According to KDB Publication 616217 D04, SAR evaluation is required for the bottom surface of the laptop keyboard.

| TX Antenna | Separation distances (mm) |
|---|---|
| | Bottom |
| WLAN Main | 195.65 |
| WLAN Aux | 195.65 |
| WWAN Main | 4 |

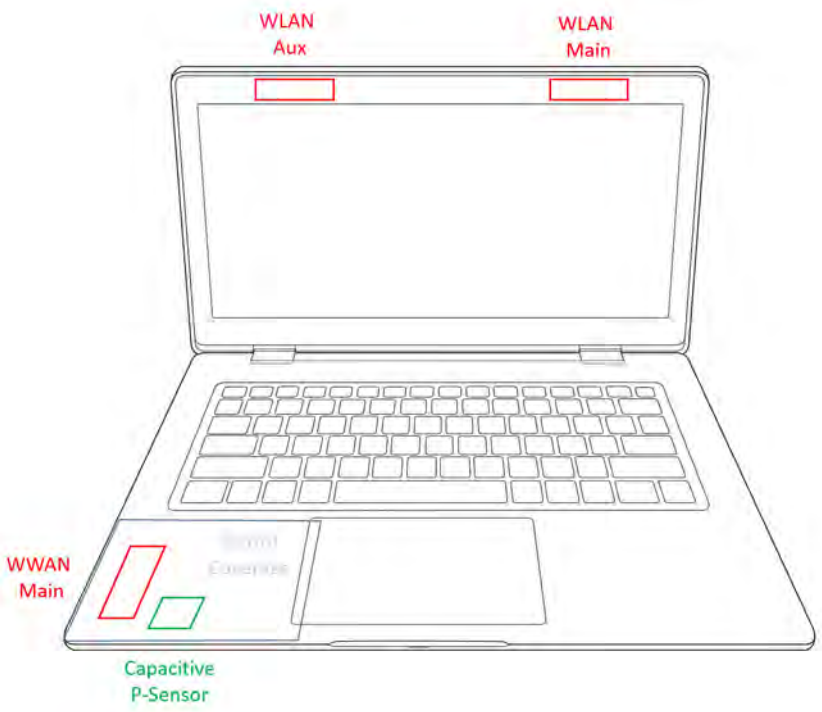

## 1.4 Test Environment

Ambient conditions in the laboratory:

Test Date: 2022/2/16– 2022/3/11

| Items | Required | Actual |
|---|---|---|
| Temperature (°C) | 18-25 | 23 ±2 |
| Humidity (%RH) | 30-70 | 50 ±20 |

**USA : FCC Registration Number: TW0033**

**Canada : IC Registration Number: 26930**

Site Description : Accredited by TAF
Accredited Number: 3023

Test Laboratory : DEKRA Testing and Certification Co., Ltd
Address : No. 26, Huaya 1st Rd., Guishan Dist.,
Taoyuan City 333411, Taiwan, R.O.C.
Phone number : 886-3-275-7255
Fax number : 866-3-327-8031
Email address : info.tw@dekra.com
Website : http://www.dekra.com.tw

# 2. SAR Measurement System

## 2.1 DASY5 System Description

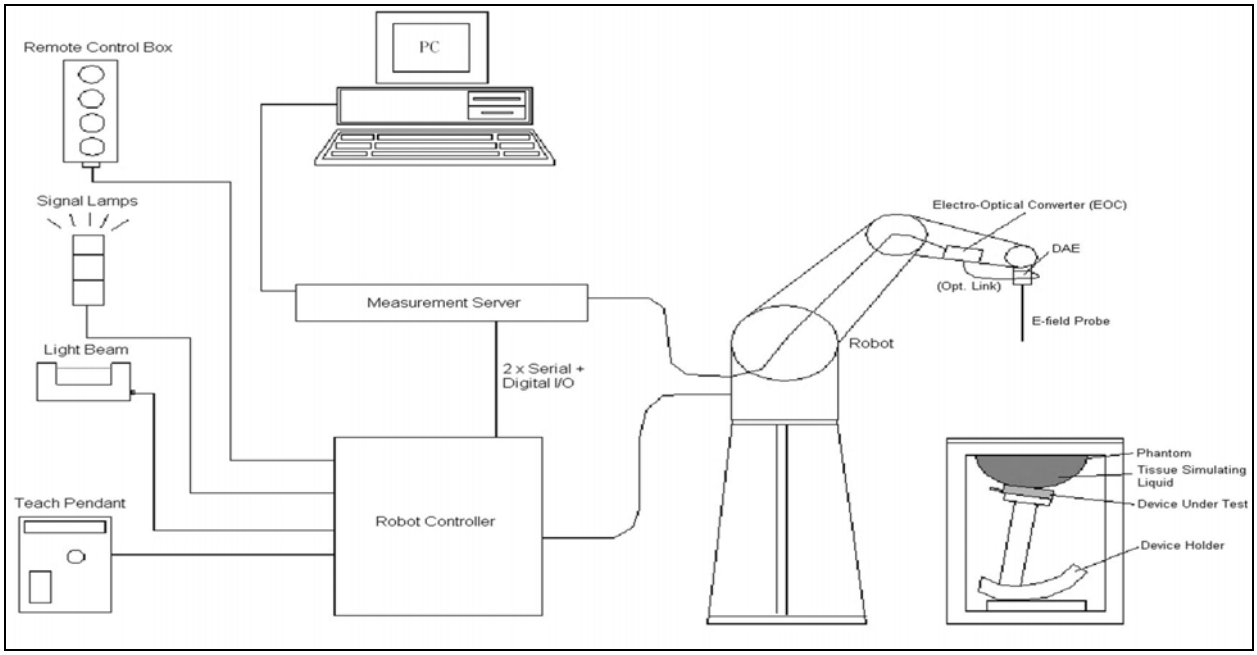


The DASY5 system for performing compliance tests consists of the following items:

- A standard high precision 6-axis robot with controller, teach pendant and software. An arm extension for accommodating the data acquisition electronics (DAE).
- A data acquisition electronics (DAE) which performs the signal amplification, signal multiplexing, AD-conversion, offset measurements, mechanical surface detection, collision detection, etc. The unit is battery powered with standard or rechargeable batteries. The signal is optically transmitted to the EOC.
- The Electro-optical converter (EOC) performs the conversion from optical to electrical signals for the digital communication to the DAE. To use optical surface detection, a special version of the EOC is required. The EOC signal is transmitted to the measurement server.
- The Light Beam used is for probe alignment. This improves the (absolute) accuracy of the probe positioning.
- A computer running WinXP and the DASY5 software.
- Remote control and teach pendant as well as additional circuitry for robot safety such as warning lamps, etc.
- The phantom, the device holder and other accessories according to the targeted measurement.

### 2.1.1 Applications

Predefined procedures and evaluations for automated compliance testing with all worldwide standards, e.g., IEEE 1528, OET 65, IEC 62209-1, IEC 62209-2, EN 50360, EN 50383 and others.

### 2.1.2 Area Scans

Area scans are defined prior to the measurement process being executed with a user defined variable spacing between each measurement point (integral) allowing low uncertainty measurements to be conducted. Scans defined for FCC applications utilize a 10mm² step integral, with 1mm interpolation used to locate the peak SAR area used for zoom scan assessments.

When an Area Scan has measured all reachable points, it computes the field maxima found in the scanned area, within a range of the global maximum. The range (in dB) is specified in the standards for compliance testing. For example, a 2 dB range is required in IEEE 1528-2013, EN 50361 and IEC 62209 standards, whereby 3 dB is a requirement when compliance is assessed in accordance with the ARIB standard (Japan).

### 2.1.3 Zoom Scan (Cube Scan Averaging)

Zoom Scans are used to assess the peak spatial SAR values within a cubic averaging volume containing 1 g and 10 g of simulated tissue. A density of 1000 kg/m³ is used to represent the head and body tissue density and not the phantom liquid density, in order to be consistent with the definition of the liquid dielectric properties, i.e. the side length of the 1 g cube is 10mm, with the side length of the 10 g cube 21,5mm.

The zoom scan integer steps can be user defined so as to reduce uncertainty, but normal practice for typical test applications (including FCC) utilize a physical step of 5x5x7 (8mmx8mmx5mm) providing a volume of 32mm in the X & Y axis, and 30mm in the Z axis.

### 2.1.4 Uncertainty of Inter-/Extrapolation and Averaging

In order to evaluate the uncertainty of the interpolation, extrapolation and averaged SAR calculation algorithms of the Postprocessor, DASY5 allows the generation of measurement grids which are artificially predefined by analytically based test functions. Therefore, the grids of area scans and zoom scans can be filled with uncertainty test data, according to the SAR benchmark functions of IEEE 1528.The three analytical functions shown in equations as below are used to describe the possible range of the expected SAR

distributions for the tested handsets. The field gradients are covered by the spatially flat distribution f1, the spatially steep distribution f3 and f2 accounts for H-field cancellation on the phantom/tissue surface.

$$f_1(x,y,z) = Ae^{-\frac{z}{2a}} \cos^2\left(\frac{\pi}{2}\frac{\sqrt{x'^2+y'^2}}{5a}\right)$$

$$f_2(x,y,z) = Ae^{-\frac{z}{a}} \frac{a^2}{a^2+x'^2}\left(3-e^{-\frac{2z}{a}}\right)\cos^2\left(\frac{\pi}{2}\frac{y'}{3a}\right)$$

$$f_3(x,y,z) = A\frac{a^2}{\frac{a^2}{4}+x'^2+y'^2}\left(e^{-\frac{2z}{a}}+\frac{a^2}{2(a+2z)^2}\right)$$

## 2.2 DASY5 E-Field Probe

The SAR measurement is conducted with the dosimetric probe manufactured by SPEAG. The probe is specially designed and calibrated for use in liquid with high permittivity. The dosimetric probe has special calibration in liquid at different frequency.

SPEAG conducts the probe calibration in compliance with international and national standards (e.g. IEEE 1528, EN 62209-1, IEC 62209, etc.) under ISO 17025. The calibration data are in Appendix D**.**

### 2.2.1 Isotropic E-Field Probe Specification

| **Model** | Ex3DV4 | |
|---|---|---|
| **Construction** | Symmetrical design with triangular core Built-in shielding against static charges PEEK enclosure material (resistant to organic solvents, e.g., DGBE) | |
| **Frequency** | 10 MHz to 6 GHz<br>Linearity: ± 0.2 dB (30 MHz to 6 GHz) | |
| **Directivity** | ± 0.3 dB in HSL (rotation around probe axis)<br>± 0.5 dB in tissue material (rotation normal to probe axis) | |
| **Dynamic Range** | 10 µW/g to 100 mW/g<br>Linearity: ± 0.2 dB (noise: typically < 1 µW/g) | |
| **Dimensions** | Overall length: 330 mm (Tip: 20 mm)<br>Tip diameter: 2.5 mm (Body: 12 mm)<br>Typical distance from probe tip to dipole centers: 1 mm | |
| **Application** | High precision dosimetric measurements in any exposure scenario (e.g., very strong gradient fields). Only probe which enables compliance testing for frequencies up to 6 GHz with precision of better 30%. | |

## 2.3 Boundary Detection Unit and Probe Mounting Device

The DASY probes use a precise connector and an additional holder for the probe, consisting of a plastic tube and a flexible silicon ring to center the probe. The connector at the DAE is flexibly mounted and held in the default position with magnets and springs. Two switching systems in the connector mount detect frontal and lateral probe collisions and trigger the necessary software response.



## 2.4 DATA Acquisition Electronics (DAE) and Measurement Server

The data acquisition electronics (DAE) consists of a highly sensitive electrometer-grade preamplifier with auto-zeroing, a channel and gain-switching multiplexer, a fast 16 bit AD-converter and a command decoder and control logic unit.

Transmission to the measurement server is accomplished through an optical downlink for data and status information as well as an optical uplink for commands and the clock.

The input impedance of the DAE4 is 200M Ohm; the inputs are symmetrical and floating. Common mode rejection is above 80dB.

The DASY5 measurement server is based on a PC/104 CPU board with a 400MHz intel ULV Celeron, 128MB chipdisk and 128MB RAM. The necessary circuits for communication with the DAE electronics box, as well as the 16 bit AD converter system for optical detection and digital I/O interface are contained on the DASY5 I/O board, which is directly connected to the PC/104 bus of the CPU board.

## 2.5 Robot

The DASY5 system uses the high precision robots TX90 XL type out of the newer series from Stäubli SA (France). For the 6-axis controller DASY5 system, the CS8C robot controller version from Stäubli is used.
The XL robot series have many features that are important for our application:

- High precision (repeatability 0.02 mm)
- High reliability (industrial design)
- Jerk-free straight movements
- Low ELF interference (the closed metallic construction shields against motor control fields)
- 6-axis controller

## 2.6 Light Beam Unit

The light beam switch allows automatic "tooling" of the probe. During the process, the actual position of the probe tip with respect to the robot arm is measured, as well as the probe length and the horizontal probe offset. The software then corrects all movements, such that the robot coordinates are valid for the probe tip.
The repeatability of this process is better than 0.1 mm. If a position has been taught with an aligned probe, the same position will be reached with another aligned probe within 0.1 mm, even if the other probe has different dimensions. During probe rotations, the probe tip will keep its actual position.

## 2.7 Device Holder

The DASY5 device holder is designed to cope with different positions given in the standard. It has two scales for the device rotation (with respect to the body axis) and the device inclination (with respect to the line between the ear reference points). The rotation center for both scales is the ear reference point (EPR).

Thus the device needs no repositioning when changing the angles.

The DASY5 device holder has been made out of low-loss POM material having the following dielectric parameters: relative permittivity εr =3 and loss tangent δ = 0.02. The amount of dielectric material has been reduced in the closest vicinity of the device, since measurements have suggested that the influence of the clamp on the test results could thus be lowered.

## 2.8 SAM Twin Phantom

The SAM twin phantom is a fiberglass shell phantom with 2mm shell thickness (except the ear region where shell thickness increases to 6mm). It has three measurement areas:

- Left head
- Right head
- Flat phantom

The bottom plate contains three pair of bolts for locking the device holder. The device holder positions are adjusted to the standard measurement positions in the three sections. A white cover is provided to tap the phantom during off-periods to prevent water evaporation and changes in the liquid parameters. On the phantom top, three reference markers are provided to identify the phantom position with respect to the robot.

# 3. Tissue Simulating Liquid

## 3.1 The composition of the tissue simulating liquid

The following tissue formulation is for reference only. The composition of the ingredients may be modified accordingly to achieve the target tissue parameters required for routine SAR evaluation.

| INGREDIENT (% Weight) | 750MHz Head | 1750MHz Head | 1950MHz Head | 2450MHz Head | 2600MHz Head | 5GHz Head |
|---|---|---|---|---|---|---|
| **Water** | 40.45 | 52.55 | 54.90 | 46.70 | 44.53 | 68.29 |
| **Salt** | 1.45 | 0.34 | 0.18 | 0 | 0.17 | 0 |
| **Sugar** | 57.60 | 0 | 0 | 0 | 0 | 0 |
| **HEC** | 0.40 | 0 | 0 | 0 | 0 | 0 |
| **Preventol** | 0.10 | 0 | 0 | 0 | 0 | 0 |
| **DGBE** | 0 | 47.50 | 44.92 | 53.30 | 55.30 | 2.44 |
| **Triton X-100** | 0 | 0 | 0 | 0 | 0 | 29.27 |

## 3.2 Tissue Calibration Result

The dielectric parameters of the liquids were verified prior to the SAR evaluation, using Dielectric Probe Kit and Vector Network Analyzer.

| **Head Tissue Simulate Measurement** | | | | |
|---|---|---|---|---|
| Frequency [MHz] | Description | Dielectric Parameters | | Tissue Temp. [°C] |
| | | $\varepsilon_r$ | $\sigma$ [s/m] | |
| 750 MHz | Reference result ± 5% window | 41.9<br>39.81 to 44 | 0.89<br>0.85 to 0.93 | N/A |
| | 22-Feb-22 | 42.33 | 0.88 | 22.1 |
| 782 MHz | Channel 23230 | 41.97 | 0.88 | 22.1 |
| 826.4 MHz | Channel 4132 | 41.48 | 0.89 | 22.1 |
| 829 MHz | Channel 20450 | 41.45 | 0.89 | 22.1 |
| 836.5 MHz | Channel 20525 | 41.37 | 0.89 | 22.1 |
| 836.6 MHz | Channel 4183 | 41.37 | 0.89 | 22.1 |
| 844 MHz | Channel 20600 | 41.29 | 0.9 | 22.1 |
| 846.6 MHz | Channel 4233 | 41.26 | 0.9 | 22.1 |

| Head Tissue Simulate Measurement | | | | |
|---|---|---|---|---|
| Frequency [MHz] | Description | Dielectric Parameters | | Tissue Temp. [°C] |
| | | $\varepsilon_r$ | $\sigma$ [s/m] | |
| 750 MHz | Reference result ± 5% window | 41.9 39.81 to 44 | 0.89 0.85 to 0.93 | N/A |
| | 07-Mar-22 | 42.28 | 0.89 | 21.9 |
| 704 MHz | Channel 23060 | 42.74 | 0.87 | 21.9 |
| 707.5 MHz | Channel 23095 | 42.71 | 0.87 | 21.9 |
| 711 MHz | Channel 23130 | 42.66 | 0.88 | 21.9 |

| Head Tissue Simulate Measurement | | | | |
|---|---|---|---|---|
| Frequency [MHz] | Description | Dielectric Parameters | | Tissue Temp. [°C] |
| | | $\varepsilon_r$ | $\sigma$ [s/m] | |
| 750 MHz | Reference result ± 5% window | 41.9 39.81 to 44 | 0.89 0.85 to 0.93 | N/A |
| | 08-Mar-22 | 41.97 | 0.88 | 22.1 |
| 673 MHz | Channel 133222 | 42.93 | 0.86 | 22.1 |
| 683 MHz | Channel 133322 | 42.81 | 0.87 | 22.1 |
| 688 MHz | Channel 133372 | 42.75 | 0.87 | 22.1 |
| 709 MHz | Channel 23780 | 42.49 | 0.87 | 22.1 |
| 710 MHz | Channel 23790 | 42.47 | 0.87 | 22.1 |
| 711 MHz | Channel 23800 | 42.46 | 0.87 | 22.1 |
| 793 MHz | Channel 23330 | 41.44 | 0.9 | 22.1 |
| 821.5 MHz | Channel 26765 | 41.08 | 0.9 | 22.1 |
| 831.5 MHz | Channel 26865 | 40.96 | 0.91 | 22.1 |
| 841.5 MHz | Channel 26965 | 40.83 | 0.91 | 22.1 |

| Head Tissue Simulate Measurement | | | | |
|---|---|---|---|---|
| Frequency [MHz] | Description | Dielectric Parameters | | Tissue Temp. [°C] |
| | | ε r | σ [s/m] | |
| 1750MHz | Reference result ± 5% window | 40.1<br>38.1 to 42.11 | 1.37<br>1.30 to 1.44 | N/A |
| | 23-Feb-22 | 40.46 | 1.35 | 22.4 |
| 1720 MHz | Channel 20050 | 40.74 | 1.34 | 22.4 |
| 1720 MHz | Channel 132072 | 40.74 | 1.34 | 22.4 |
| 1732.5 MHz | Channel 20175 | 40.62 | 1.34 | 22.4 |
| 1745 MHz | Channel 20300 | 40.51 | 1.35 | 22.4 |
| 1745 MHz | Channel 132322 | 40.51 | 1.35 | 22.4 |
| 1770 MHz | Channel 132572 | 40.27 | 1.36 | 22.4 |

| Head Tissue Simulate Measurement | | | | |
|---|---|---|---|---|
| Frequency [MHz] | Description | Dielectric Parameters | | Tissue Temp. [°C] |
| | | ε r | σ [s/m] | |
| 1950MHz | Reference result ± 5% window | 40<br>38 to 42 | 1.4<br>1.33 to 1.47 | N/A |
| | 23-Feb-22 | 39.48 | 1.41 | 22.4 |
| 1852.4 MHz | Channel 9262 | 40.45 | 1.37 | 22.4 |
| 1860 MHz | Channel 18700 | 40.38 | 1.37 | 22.4 |
| 1880 MHz | Channel 18900 | 40.18 | 1.38 | 22.4 |
| 1880 MHz | Channel 9400 | 40.18 | 1.38 | 22.4 |
| 1900 MHz | Channel 19100 | 39.98 | 1.39 | 22.4 |
| 1907.6 MHz | Channel 9538 | 39.91 | 1.39 | 22.4 |

| Head Tissue Simulate Measurement | | | | |
|---|---|---|---|---|
| Frequency [MHz] | Description | Dielectric Parameters | | Tissue Temp. [°C] |
| | | ε r | σ [s/m] | |
| 1950MHz | Reference result ± 5% window | 40<br>38 to 42 | 1.4<br>1.33 to 1.47 | N/A |
| | 09-Mar-22 | 39.56 | 1.39 | 22.3 |
| 1860 MHz | Channel 26140 | 40.41 | 1.36 | 22.3 |
| 1882.5 MHz | Channel 26365 | 40.21 | 1.37 | 22.3 |
| 1905 MHz | Channel 26590 | 39.99 | 1.38 | 22.3 |

| Head Tissue Simulate Measurement | | | | |
|---|---|---|---|---|
| Frequency [MHz] | Description | Dielectric Parameters | | Tissue Temp. [°C] |
| | | ε r | σ [s/m] | |
| 2300MHz | Reference result ± 5% window | 39.5<br>37.53 to 41.48 | 1.67<br>1.59 to 1.75 | N/A |
| | 09-Mar-22 | 39.45 | 1.66 | 22.3 |
| 2310 MHz | Channel 27710 | 39.33 | 1.66 | 22.3 |

| Head Tissue Simulate Measurement | | | | |
|---|---|---|---|---|
| Frequency [MHz] | Description | Dielectric Parameters | | Tissue Temp. [°C] |
| | | $\varepsilon_r$ | σ [s/m] | |
| 2450 MHz | Reference result ± 5% window | 39.2<br>37.24 to 41.16 | 1.8<br>1.71 to 1.89 | N/A |
| | 16-Feb-22 | 39.67 | 1.85 | 21.7 |
| 2412 MHz | Channel 1 | 39.81 | 1.80 | 21.7 |
| 2437 MHz | Channel 6 | 39.72 | 1.83 | 21.7 |
| 2441 MHz | Channel 39 | 39.71 | 1.83 | 21.7 |
| 2457 MHz | Channel 10 | 39.64 | 1.85 | 21.7 |

| Head Tissue Simulate Measurement | | | | |
|---|---|---|---|---|
| Frequency [MHz] | Description | Dielectric Parameters | | Tissue Temp. [°C] |
| | | $\varepsilon_r$ | $\sigma$ [s/m] | |
| 2450 MHz | Reference result ± 5% window | 39.2 37.24 to 41.16 | 1.8 1.71 to 1.89 | N/A |
| | 11-Mar-22 | 38.52 | 1.81 | 21.9 |
| 2412 MHz | Channel 1 | 38.66 | 1.76 | 21.9 |
| 2437 MHz | Channel 6 | 38.57 | 1.79 | 21.9 |
| 2441 MHz | Channel 39 | 38.55 | 1.80 | 21.9 |
| 2457 MHz | Channel 10 | 38.49 | 1.82 | 21.9 |

| Head Tissue Simulate Measurement | | | | |
|---|---|---|---|---|
| Frequency [MHz] | Description | Dielectric Parameters | | Tissue Temp. [°C] |
| | | $\varepsilon_r$ | $\sigma$ [s/m] | |
| 2600 MHz | Reference result ± 5% window | 39 37.05 to 40.95 | 1.96 1.86 to 2.06 | N/A |
| | 09-Mar-22 | 38.99 | 1.94 | 22.3 |
| 2506 MHz | Channel 39750 | 40.11 | 1.89 | 22.3 |
| 2510 MHz | Channel 20850 | 40.06 | 1.89 | 22.3 |
| 2535 MHz | Channel 21100 | 39.76 | 1.91 | 22.3 |
| 2560 MHz | Channel 21350 | 39.46 | 1.92 | 22.3 |
| 2580 MHz | Channel 37850 | 39.22 | 1.93 | 22.3 |
| 2593 MHz | Channel 40620 | 39.08 | 1.94 | 22.3 |
| 2595 MHz | Channel 38000 | 39.05 | 1.94 | 22.3 |
| 2610 MHz | Channel 38150 | 38.87 | 1.94 | 22.3 |
| 2680 MHz | Channel 41490 | 38.04 | 1.99 | 22.3 |

| Head Tissue Simulate Measurement | | | | |
|---|---|---|---|---|
| Frequency [MHz] | Description | Dielectric Parameters | | Tissue Temp. [°C] |
| | | ε r | σ [s/m] | |
| 5250MHz | Reference result ± 5% window | 35.95<br>34.15 to 37.75 | 4.71<br>4.47 to 4.95 | N/A |
| | 17-Feb-22 | 35.45 | 4.64 | 21.2 |
| 5270 MHz | Channel 54 | 35.41 | 4.67 | 21.2 |
| 5310 MHz | Channel 62 | 35.28 | 4.72 | 21.2 |

| Head Tissue Simulate Measurement | | | | |
|---|---|---|---|---|
| Frequency [MHz] | Description | Dielectric Parameters | | Tissue Temp. [°C] |
| | | ε r | σ [s/m] | |
| 5250MHz | Reference result ± 5% window | 35.95<br>34.15 to 37.75 | 4.71<br>4.47 to 4.95 | N/A |
| | 11-Mar-22 | 36.53 | 4.78 | 21.9 |
| 5270 MHz | Channel 54 | 36.47 | 4.81 | 21.9 |
| 5310 MHz | Channel 62 | 36.36 | 4.86 | 21.9 |

| Head Tissue Simulate Measurement | | | | |
|---|---|---|---|---|
| Frequency [MHz] | Description | Dielectric Parameters | | Tissue Temp. [°C] |
| | | ε r | σ [s/m] | |
| 5600MHz | Reference result ± 5% window | 35.5<br>33.73 to 37.28 | 5.07<br>4.82 to 5.32 | N/A |
| | 17-Feb-22 | 34.48 | 5.12 | 21.2 |
| 5530 MHz | Channel 106 | 34.67 | 4.99 | 21.2 |
| 5610 MHz | Channel 122 | 34.46 | 5.13 | 21.2 |
| 5690 MHz | Channel 138 | 34.24 | 5.23 | 21.2 |

| Head Tissue Simulate Measurement | | | | |
|---|---|---|---|---|
| Frequency [MHz] | Description | Dielectric Parameters | | Tissue Temp. [°C] |
| | | ε r | σ [s/m] | |
| 5600MHz | Reference result ± 5% window | 35.5<br>33.73 to 37.28 | 5.07<br>4.82 to 5.32 | N/A |
| | 11-Mar-22 | 35.56 | 5.26 | 21.9 |
| 5530 MHz | Channel 106 | 35.75 | 5.16 | 21.9 |
| 5610 MHz | Channel 122 | 35.53 | 5.27 | 21.9 |
| 5690 MHz | Channel 138 | 35.32 | 5.29 | 21.9 |

| Head Tissue Simulate Measurement | | | | |
|---|---|---|---|---|
| Frequency [MHz] | Description | Dielectric Parameters | | Tissue Temp. [°C] |
| | | ε r | σ [s/m] | |
| 5800MHz | Reference result ± 5% window | 35.3<br>33.54 to 37.07 | 5.27<br>5.01 to 5.53 | N/A |
| | 17-Feb-22 | 33.93 | 5.38 | 21.2 |
| 5775 MHz | Channel 155 | 34.01 | 5.35 | 21.2 |

| Head Tissue Simulate Measurement | | | | |
|---|---|---|---|---|
| Frequency [MHz] | Description | Dielectric Parameters | | Tissue Temp. [°C] |
| | | ε r | σ [s/m] | |
| 5800MHz | Reference result ± 5% window | 35.3<br>33.54 to 37.07 | 5.27<br>5.01 to 5.53 | N/A |
| | 11-Mar-22 | 35.01 | 5.51 | 21.9 |
| 5775 MHz | Channel 155 | 35.08 | 5.48 | 21.9 |

### 3.3 Tissue Dielectric Parameters for Head and Body Phantoms

The head tissue dielectric parameters recommended by the IEC 62209-1 have been incorporated in the following table. These head parameters are derived from planar layer models simulating the highest expected SAR for the dielectric properties and tissue thickness variations in a human head. Other head tissue parameters that have not been specified are interpolated according to the head parameters specified in IEC 62209-1

| Target Frequency | Head | |
|---|---|---|
| (MHz) | $\varepsilon_r$ | $\sigma$ (S/m) |
| 300 | 45.3 | 0.87 |
| 450 | 43.5 | 0.87 |
| 750 | 41.9 | 0.89 |
| 835 | 41.5 | 0.90 |
| 900 | 41.5 | 0.97 |
| 1450 | 40.5 | 1.20 |
| 1640 | 40.2 | 1.31 |
| 1750 | 40.1 | 1.37 |
| 1800 – 2000 | 40.0 | 1.40 |
| 2450 | 39.2 | 1.80 |
| 3000 | 38.5 | 2.40 |
| 5000 | 36.2 | 4.45 |
| 5200 | 36.0 | 4.66 |
| 5400 | 35.8 | 4.86 |
| 5600 | 35.3 | 5.27 |
| 5800 | 35.3 | 5.27 |
| 6000 | 35.1 | 5.48 |

($\varepsilon_r$ = relative permittivity, $\sigma$ = conductivity and $\rho$ = 1000 kg/m$^3$)

# 4. SAR Measurement Procedure

## 4.1 SAR System Check

### 4.1.1 Dipoles

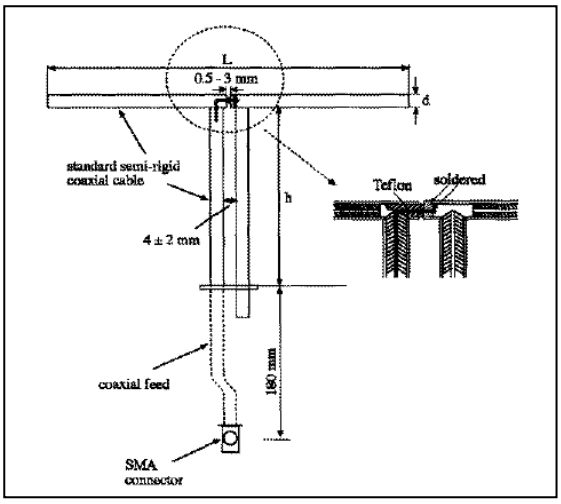


The dipoles used is based on the IEEE-1528 standard, and is complied with mechanical and electrical specifications in line with the requirements of both IEEE and FCC Supplement C. the table below provides details for the mechanical and electrical specifications for the dipoles.

| Frequency | L (mm) | h (mm) | d (mm) |
|---|---|---|---|
| 750MHz | 176.0 | 100.0 | 6.35 |
| 1750MHz | 75.2 | 42.9 | 3.6 |
| 1950MHz | 66.3 | 38.5 | 3.6 |
| 2300MHz | 55.5 | 32.6 | 3.6 |
| 2450MHz | 51.5 | 30.4 | 3.6 |
| 2600MHz | 48.5 | 28.8 | 3.6 |
| 5200M~5800MHz | 20.6 | 40.3 | 3.6 |

### 4.1.2 System Check Result

**System Performance Check at 750MHz, 1750MHz, 1950MHz**

**Dipole Kit: D750V3**

| Frequency [MHz] | Description | SAR [w/kg] 1g | SAR [w/kg] 10g | Tissue Temp. [°C] |
|---|---|---|---|---|
| 750 MHz | Reference result ± 10% window | 8.58 7.72 to 9.44 | 5.61 5.05 to 6.17 | N/A |
| | 22-Feb-22 | 8.28 | 5.36 | 22.1 |
| | 07-Mar-22 | 8.4 | 5.44 | 21.9 |
| | 08-Mar-22 | 8.44 | 5.68 | 22.1 |

**Dipole Kit: D1750V2**

| Frequency [MHz] | Description | SAR [w/kg] 1g | SAR [w/kg] 10g | Tissue Temp. [°C] |
|---|---|---|---|---|
| 1750 MHz | Reference result ± 10% window | 37.30 33.57 to 41.03 | 19.6 17.64 to 21.56 | N/A |
| | 23-Feb-22 | 39.16 | 20.6 | 22.4 |

**Dipole Kit: D1950V3**

| Frequency [MHz] | Description | SAR [w/kg] 1g | SAR [w/kg] 10g | Tissue Temp. [°C] |
|---|---|---|---|---|
| 1950 MHz | Reference result ± 10% window | 39.7 35.73 to 43.67 | 20.7 18.63 to 22.77 | N/A |
| | 23-Feb-22 | 41.6 | 20.96 | 22.4 |
| | 09-Mar-22 | 40.4 | 20.96 | 22.3 |

Note: (1) The power level is used 250mW
(2) All SAR values are normalized to 1W forward power.
(3) The reference result is from Appendix E.

**System Performance Check at 2300MHz, 2450MHz, 2600MHz**

**Dipole Kit: D2300V2**

| Frequency [MHz] | Description | SAR [w/kg] 1g | SAR [w/kg] 10g | Tissue Temp. [°C] |
|---|---|---|---|---|
| 2300 MHz | Reference result ± 10% window | 48.6 43.74 to 53.46 | 23.2 20.88 to 25.52 | N/A |
| | 09-Mar-22 | 48.4 | 23.52 | 22.3 |

**Dipole Kit: D2450V2**

| Frequency [MHz] | Description | SAR [w/kg] 1g | SAR [w/kg] 10g | Tissue Temp. [°C] |
|---|---|---|---|---|
| 2450 MHz | Reference result ± 10% window | 53.1 47.79 to 58.41 | 24.6 22.14 to 27.06 | N/A |
| | 16-Feb-22 | 54.4 | 24.96 | 21.7 |
| | 11-Mar-22 | 55.6 | 25.52 | 21.9 |

**Dipole Kit: ALS-D-2600-S-2**

| Frequency [MHz] | Description | SAR [w/kg] 1g | SAR [w/kg] 10g | Tissue Temp. [°C] |
|---|---|---|---|---|
| 2600 MHz | Reference result ± 10% window | 57.9 52.11 to 63.69 | 25.7 23.13 to 28.27 | N/A |
| | 09-Mar-22 | 58.4 | 25.96 | 22.3 |

Note: (1) The power level is used 250mW
(2) All SAR values are normalized to 1W forward power.
(3) The reference result is from Appendix E.

**System Performance Check at 5250MHz, 5600MHz and 5800MHz**

**Dipole Kit: D5GHzV2**

| Frequency [MHz] | Description | SAR [w/kg] 1g | SAR [w/kg] 10g | Tissue Temp. [°C] |
|---|---|---|---|---|
| 5250 MHz | Reference result ± 10% window | 81.6 73.44 to 89.76 | 23.2 20.88 to 25.52 | N/A |
| | 17-Feb-22 | 84.8 | 23.6 | 21.2 |
| | 11-Mar-22 | 88.1 | 24.6 | 21.9 |
| Frequency [MHz] | Description | SAR [w/kg] 1g | SAR [w/kg] 10g | Tissue Temp. [°C] |
| 5600 MHz | Reference result ± 10% window | 85.9 77.31 to 94.49 | 24.2 21.78 to 26.62 | N/A |
| | 17-Feb-22 | 84.2 | 24.8 | 21.2 |
| | 11-Mar-22 | 92.8 | 24.7 | 21.9 |
| Frequency [MHz] | Description | SAR [w/kg] 1g | SAR [w/kg] 10g | Tissue Temp. [°C] |
| 5800 MHz | Reference result ± 10% window | 82.0 73.80 to 90.20 | 22.8 20.52 to 25.08 | N/A |
| | 17-Feb-22 | 85.3 | 24.7 | 21.2 |
| | 11-Mar-22 | 87.2 | 23.6 | 21.9 |

Note: (1) The power level is used 100mW
(2) All SAR values are normalized to 1W forward power.
(3) The reference result is from Appendix E.

## 4.2 SAR Measurement Procedure

The Dasy5 calculates SAR using the following equation,

$$SAR = \frac{\sigma |E|^2}{\rho}$$

σ: represents the simulated tissue conductivity

ρ: represents the tissue density

The EUT is set to transmit at the required power in line with product specification, at each frequency relating to the LOW, MID, and HIGH channel settings.

Pre-scans are made on the device to establish the location for the transmitting antenna, using a large area scan in either air or tissue simulation fluid.

The EUT is placed against the Universal Phantom where the maximum area scan dimensions are larger than the physical size of the resonating antenna. When the scan size is not large enough to cover the peak SAR distribution, it is modified by either extending the area scan size in both the X and Y directions, or the device is shifted within the predefined area.

The area scan is then run to establish the peak SAR location (interpolated resolution set at 1mm² )which is then used to orient the center of the zoom scan. The zoom scan is then executed and the 1g and 10g averages are derived from the zoom scan volume (interpolated resolution set at 1mm³).

# 5. SAR Exposure Limits

SAR assessments have been made in line with the requirements of IEEE-1528, FCC Supplement C, and comply with ANSI/IEEE C95.1-1992 “Uncontrolled Environments” limits. These limits apply to a location which is deemed as “Uncontrolled Environment” which can be described as a situation where the general public may be exposed to an RF source with no prior knowledge or control over their exposure.

**Limits for General Population/Uncontrolled Exposure (W/kg)**

| Type Exposure | Uncontrolled Environment Limit |
|---|---|
| Spatial Peak SAR (1g cube tissue for brain or body) | **1.60 W/kg** |
| Spatial Average SAR (whole body) | **0.08 W/kg** |
| Spatial Peak SAR (10g for hands, feet, ankles and wrist) | **4.00 W/kg** |

# 6. Test Equipment List

| Instrument | Manufacturer | Model No. | Serial No. | Last Calibration | Next Calibration |
|---|---|---|---|---|---|
| Reference Dipole 750MHz | Speag | D750V3 | 1031 | 2020/05/27 | 2023/5/26 |
| Reference Dipole 1750MHz | Speag | D1750V2 | 1113 | 2019/11/21 | 2022/11/20 |
| Reference Dipole 1950MHz | Speag | D1950V3 | 1213 | 2019/11/05 | 2022/11/4 |
| Reference Dipole 2300MHz | Speag | D2300V2 | 1045 | 2019/05/14 | 2022/5/13 |
| Reference Dipole 2450MHz | Speag | D2450V2 | 930 | 2019/11/21 | 2022/11/20 |
| Reference Dipole 2600MHz | Aprel | ALS-D-2600-S-2 | QTK-225 | 2019/5/14 | 2022/5/13 |
| Reference Dipole 5GHz | Speag | D5GHzV2 | 1041 | 2020/05/25 | 2023/5/24 |
| Device Holder | Speag | N/A | N/A | N/A | N/A |
| Data Acquisition Electronic | Speag | DAE4 | 1207 | 2021/11/22 | 2022/11/21 |
| E-Field Probe | Speag | EX3DV4 | 3698 | 2021/11/24 | 2022/11/23 |
| Power Amplifier | Mini-Circuit | ZHL-42 | D051404-20 | N/A | N/A |
| Power Amplifier | Mini-Circuit | ZVE-8G | 541100241 | N/A | N/A |
| Directional Coupler | Agilent | 87300C | MY44300353 | N/A | N/A1 |
| Attenuator | Woken | WATT-218FS-10 | N/A | N/A | N/A1 |
| Attenuator | Mini-Circuit | BW-S20W2+ | N/A | N/A | N/A1 |
| Universal Radio Communication | Anritsu | MT8820C | 6201465467 | 2021/8/13 | 2022/8/12 |
| Universal Radio Communication | R&S | CMW500 | 157304 | 2021/11/29 | 2022/11/28 |
| Vector Network Analyzer | Keysight | E5071C | MY46106342 | 2021/10/18 | 2022/10/17 |
| Signal Generator | Anritsu | MG3694A | 041902 | 2021/8/26 | 2022/8/25 |
| Power Meter | Anritsu | ML2487A | 6K00001447 | 2021/11/2 | 2022/11/1 |
| Power Sensor | Anritsu | MA2411B | 1339194 | 2021/11/2 | 2022/11/1 |

Note: 1. System Check, the path loss measured by the network analyzer, includes the signal generator, amplifier, cable, attenuator and directional coupler.

# 7. Measurement Uncertainty

| DASY5 Uncertainty (According to IEEE 1528-2013)<br>Measurement uncertainty for 30 MHz to 3 GHz | | | | | | | | |
|---|---|---|---|---|---|---|---|---|
| Error Description | Uncert. value | Prob. Dist. | Div. | ($c_i$) 1g | ($c_i$) 10g | Std. Unc. (1g) | Std. Unc. (10g) | ($v_i$) $v_{eff}$ |
| **Measurement System** | | | | | | | | |
| Probe Calibration | ±6% | N | 1 | 1 | 1 | ±6.0% | ±6.0% | ∞ |
| Axial Isotropy | ±4.7% | R | $\sqrt{3}$ | 0.7 | 0.7 | ±1.9% | ±1.9% | ∞ |
| Hemispherical Isotropy | ±9.6% | R | $\sqrt{3}$ | 0.7 | 0.7 | ±3.9% | ±3.9% | ∞ |
| Boundary Effects | ±1.0% | R | $\sqrt{3}$ | 1 | 1 | ±0.6% | ±0.6% | ∞ |
| Linearity | ±4.7% | R | $\sqrt{3}$ | 1 | 1 | ±2.7% | ±2.7% | ∞ |
| System Detection Limits | ±1.0% | R | $\sqrt{3}$ | 1 | 1 | ±0.6% | ±0.6% | ∞ |
| Modulation Response | ±2.4% | R | $\sqrt{3}$ | 1 | 1 | ±1.4% | ±1.4% | ∞ |
| Readout Electronics | ±0.3% | N | 1 | 1 | 1 | ±0.3% | ±0.3% | ∞ |
| Response Time | ±0.8% | R | $\sqrt{3}$ | 1 | 1 | ±0.5% | ±0.5% | ∞ |
| Integration Time | ±2.6% | R | $\sqrt{3}$ | 1 | 1 | ±1.5% | ±1.5% | ∞ |
| RF Ambient Noise | ±3.0% | R | $\sqrt{3}$ | 1 | 1 | ±1.7% | ±1.7% | ∞ |
| RF Ambient Reflections | ±3.0% | R | $\sqrt{3}$ | 1 | 1 | ±1.7% | ±1.7% | ∞ |
| Probe Positioner | ±0.4% | R | $\sqrt{3}$ | 1 | 1 | ±0.2% | ±0.2% | ∞ |
| Probe Positioning | ±2.9% | R | $\sqrt{3}$ | 1 | 1 | ±1.7% | ±1.7% | ∞ |
| Max. SAR Eval. | ±4.0% | R | $\sqrt{3}$ | 1 | 1 | ±1.2% | ±1.2% | ∞ |
| **Test Sample Related** | | | | | | | | |
| Device Positioning | ±2.9% | N | 1 | 1 | 1 | ±2.9% | ±2.9% | 145 |
| Device Holder | ±3.6% | N | 1 | 1 | 1 | ±3.6% | ±3.6% | 5 |
| Power Drift | ±5.0% | R | $\sqrt{3}$ | 1 | 1 | ±2.9% | ±2.9% | ∞ |
| Power Scaling | ±0% | R | $\sqrt{3}$ | 1 | 1 | ±0.0% | ±0.0% | |
| **Phantom and Setup** | | | | | | | | |
| Phantom Uncertainty | ±6.1% | R | $\sqrt{3}$ | 1 | 1 | ±3.5% | ±3.5% | ∞ |
| SAR correction | ±1.9% | R | $\sqrt{3}$ | 1 | 0.84 | ±1.1% | ±0.9% | ∞ |
| Liquid Conductivity (meas.) | ±2.5% | R | $\sqrt{3}$ | 0.78 | 0.71 | ±1.1% | ±1.0% | ∞ |
| Liquid Permittivity (meas.) | ±2.5% | R | $\sqrt{3}$ | 0.26 | 0.26 | ±0.3% | ±0.4% | ∞ |
| Temp. unc. - Conductivity | ±3.4% | R | $\sqrt{3}$ | 0.78 | 0.71 | ±1.5% | ±1.4% | ∞ |
| Temp. unc. - Permittivity | ±0.4% | R | $\sqrt{3}$ | 0.23 | 0.26 | ±0.1% | ±0.1% | ∞ |
| **Combined Std. Uncertainty** | | | | | | ±11.2% | ±11.1% | 361 |
| **Expanded STD Uncertainty** | | | | | | ±22.3% | ±22.2% | |

| DASY5 Uncertainty (According to IEEE 1528-2013)<br>Measurement uncertainty for 3GHz to 6 GHz | | | | | | | | |
|---|---|---|---|---|---|---|---|---|
| Error Description | Uncert. value | Prob. Dist. | Div. | ($c_i$) 1g | ($c_i$) 10g | Std. Unc. (1g) | Std. Unc. (10g) | ($v_i$) $v_{eff}$ |
| **Measurement System** | | | | | | | | |
| Probe Calibration | ±6.55% | N | 1 | 1 | 1 | ±6.55% | ±6.55% | ∞ |
| Axial Isotropy | ±4.7% | R | $\sqrt{3}$ | 0.7 | 0.7 | ±1.9% | ±1.9% | ∞ |
| Hemispherical Isotropy | ±9.6% | R | $\sqrt{3}$ | 0.7 | 0.7 | ±3.9% | ±3.9% | ∞ |
| Boundary Effects | ±2.0% | R | $\sqrt{3}$ | 1 | 1 | ±1.2% | ±1.2% | ∞ |
| Linearity | ±4.7% | R | $\sqrt{3}$ | 1 | 1 | ±2.7% | ±2.7% | ∞ |
| System Detection Limits | ±1.0% | R | $\sqrt{3}$ | 1 | 1 | ±0.6% | ±0.6% | ∞ |
| Modulation Response | ±2.4% | R | $\sqrt{3}$ | 1 | 1 | ±1.4% | ±1.4% | ∞ |
| Readout Electronics | ±0.3% | N | 1 | 1 | 1 | ±0.3% | ±0.3% | ∞ |
| Response Time | ±0.8% | R | $\sqrt{3}$ | 1 | 1 | ±0.5% | ±0.5% | ∞ |
| Integration Time | ±2.6% | R | $\sqrt{3}$ | 1 | 1 | ±1.5% | ±1.5% | ∞ |
| RF Ambient Noise | ±3.0% | R | $\sqrt{3}$ | 1 | 1 | ±1.7% | ±1.7% | ∞ |
| RF Ambient Reflections | ±3.0% | R | $\sqrt{3}$ | 1 | 1 | ±1.7% | ±1.7% | ∞ |
| Probe Positioner | ±0.8% | R | $\sqrt{3}$ | 1 | 1 | ±0.5% | ±0.5% | ∞ |
| Probe Positioning | ±6.7% | R | $\sqrt{3}$ | 1 | 1 | ±3.9% | ±3.9% | ∞ |
| Post-processing | ±4.0% | R | $\sqrt{3}$ | 1 | 1 | ±2.3% | ±2.3% | ∞ |
| **Test Sample Related** | | | | | | | | |
| Device Positioning | ±2.9% | N | 1 | 1 | 1 | ±2.9% | ±2.9% | 145 |
| Device Holder | ±3.6% | N | 1 | 1 | 1 | ±3.6% | ±3.6% | 5 |
| Power Drift | ±5.0% | R | $\sqrt{3}$ | 1 | 1 | ±2.9% | ±2.9% | ∞ |
| Power Scaling | ±0% | R | $\sqrt{3}$ | 1 | 1 | ±0.0% | ±0.0% | |
| **Phantom and Setup** | | | | | | | | |
| Phantom Uncertainty | ±6.6% | R | $\sqrt{3}$ | 1 | 1 | ±3.8% | ±3.8% | ∞ |
| SAR correction | ±1.9% | R | $\sqrt{3}$ | 1 | 1 | ±1.1% | ±0.9% | ∞ |
| Liquid Conductivity (meas.) | ±2.5% | R | $\sqrt{3}$ | 1 | 0.84 | ±1.1% | ±1.0% | ∞ |
| Liquid Permittivity (meas.) | ±2.5% | R | $\sqrt{3}$ | 0.26 | 0.26 | ±0.3% | ±0.4% | ∞ |
| Temp. unc. - Conductivity | ±3.4% | R | $\sqrt{3}$ | 0.78 | 0.71 | ±1.5% | ±1.4% | ∞ |
| Temp. unc. - Permittivity | ±0.4% | R | $\sqrt{3}$ | 0.23 | 0.26 | ±0.1% | ±0.1% | ∞ |
| **Combined Std. Uncertainty** | | | | | | ±12.3% | ±12.2% | 748 |
| **Expanded STD Uncertainty** | | | | | | ±24.6% | ±24.5% | |

# 8. Conducted Power Measurement (Including tolerance allowed for production unit)

| Maximum Output Power (Including tolerance) (dBm) | | | |
|---|---|---|---|
| Exposure Conditions | | Bottom | |
| Distance (mm) | | 15 | 0 |
| Power State | | P-Sensor Off | P-Sensor On |
| WCDMA B2 | RMC | 25.7 | 17.5 |
| | HSDPA | 25.7 | 17.5 |
| | HSUPA | 25.7 | 17.5 |
| WCDMA B5 | RMC | 25.2 | 21.5 |
| | HSDPA | 25.2 | 21.5 |
| | HSUPA | 25.2 | 21.5 |
| LTE Band 2 | QPSK | 25.7 | 17.5 |
| LTE Band 4 | QPSK | 25.7 | 17 |
| LTE Band 5 | QPSK | 25.2 | 21 |
| LTE Band 7 | QPSK | 25.2 | 18 |
| LTE Band 12 | QPSK | 25.2 | 21 |
| LTE Band 13 | QPSK | 25.2 | 21 |
| LTE Band 14 | QPSK | 25.2 | 21 |
| LTE Band 17 | QPSK | 25.2 | 21 |
| LTE Band 25 | QPSK | 25.7 | 17.5 |
| LTE Band 26 | QPSK | 25.2 | 21 |
| LTE Band 30 | QPSK | 24 | 16.5 |
| LTE Band 38 | QPSK | 25.2 | 20 |
| LTE Band 41 | QPSK | 25.2 | 20 |
| LTE Band 66 | QPSK | 25.2 | 17 |
| LTE Band 71 | QPSK | 25.2 | 21 |
| LTE Band 41(PC2) | QPSK | 27.2 | 22 |

| WLAN 2.4G 2TX SISO | | | | | | | | | |
|---|---|---|---|---|---|---|---|---|---|
| DSSS/OFDM mode specified maximum output power at an antenna port | Frequency | Mode | BW | SISO-Main(TX1) | | | SISO-Aux(TX2) | | |
| | | | | CH | AV Power | AV Target | CH | AV Power | AV Target |
| | WLAN 2.4GHz | b | 20 | 1 | 17.54 | 19.5 | 1 | 17.51 | 19.5 |
| | | | | 6 | 17.69 | 19.5 | 6 | 17.88 | 19.5 |
| | | | | 10 | 17.56 | 19.5 | 10 | 17.52 | 19.5 |
| | | | | 11 | 16.91 | 18.5 | 11 | 16.69 | 18.5 |
| | | | | 12 | 16.86 | 18.5 | 12 | 16.87 | 18.5 |
| | | | | 13 | 14.98 | 16.5 | 13 | 14.90 | 16.5 |
| | | g | 20 | 1 | 15.48 | 17 | 1 | 15.49 | 17 |
| | | | | 6 | 17.65 | 19.5 | 6 | 17.51 | 19.5 |
| | | | | 11 | 15.24 | 17 | 11 | 15.07 | 17 |
| | | | | 12 | 12.45 | 14 | 12 | 12.33 | 14 |
| | | | | 13 | 2.53 | 4.5 | 13 | 2.89 | 4.5 |
| | | n (HT) | 20 | 1 | 15.41 | 17 | 1 | 15.44 | 17 |
| | | | | 6 | 17.64 | 19.5 | 6 | 17.84 | 19.5 |
| | | | | 11 | 15.12 | 17 | 11 | 15.46 | 17 |
| | | | | 12 | 12.44 | 14 | 12 | 12.33 | 14 |
| | | | | 13 | 2.54 | 4.5 | 13 | 2.61 | 4.5 |
| | | | 40 | 3 | 13.11 | 15 | 3 | 13.29 | 15 |
| | | | | 6 | 16.94 | 18.5 | 6 | 16.64 | 18.5 |
| | | | | 9 | 13.22 | 15 | 9 | 13.46 | 15 |
| | | | | 10 | 6.75 | 8.5 | 10 | 6.43 | 8.5 |
| | | | | 11 | 0.47 | 2 | 11 | 0.43 | 2 |

WLAN 5G 2TX SISO

OFDM mode specified maximum output power at an antenna port

| Frequency | Mode | BW | SISO-Main(TX1) | | | SISO-Aux(TX2) | | |
|---|---|---|---|---|---|---|---|---|
| | | | CH | AV Power | AV Target | CH | AV Power | AV Target |
| U-NII-1 (5150~5250MHz) | a | 20 | 36 | 10.59 | 12.5 | 36 | 10.51 | 12.5 |
| | | | 40 | 10.54 | 12.5 | 40 | 10.55 | 12.5 |
| | | | 44 | 10.66 | 12.5 | 44 | 10.74 | 12.5 |
| | | | 48 | 10.52 | 12.5 | 48 | 10.84 | 12.5 |
| | n (HT) | 20 | 36 | 11.45 | 13 | 36 | 11.43 | 13 |
| | | | 40 | 11.44 | 13 | 40 | 11.47 | 13 |
| | | | 44 | 11.35 | 13 | 44 | 11.34 | 13 |
| | | | 48 | 11.31 | 13 | 48 | 11.38 | 13 |
| | | 40 | 38 | 13.09 | 15 | 38 | 13.36 | 15 |
| | | | 46 | 13.34 | 15 | 46 | 13.34 | 15 |
| | ac(VHT) | 80 | 42 | 13.37 | 14 | 42 | 12.26 | 14 |
| U-NII-2A (5250~5350MHz) | a | 20 | 52 | 17.58 | 19.5 | 52 | 17.84 | 19.5 |
| | | | 56 | 17.52 | 19.5 | 56 | 17.82 | 19.5 |
| | | | 60 | 17.73 | 19.5 | 60 | 17.83 | 19.5 |
| | | | 64 | 17.23 | 19 | 64 | 17.48 | 19 |
| | n (HT) | 20 | 52 | 17.52 | 19.5 | 52 | 17.75 | 19.5 |
| | | | 56 | 17.81 | 19.5 | 56 | 17.79 | 19.5 |
| | | | 60 | 17.71 | 19.5 | 60 | 17.84 | 19.5 |
| | | | 64 | 17.14 | 19 | 64 | 17.44 | 19 |
| | | 40 | 54 | 17.96 | 19.5 | 54 | 17.86 | 19.5 |
| | | | 62 | 10.81 | 12.5 | 62 | 10.61 | 12.5 |
| | ac (VHT) | 80 | 58 | 11.14 | 13 | 58 | 11.17 | 13 |

| Frequency | Mode | BW | SISO-Main(TX1) | | | SISO-Aux(TX2) | | |
|---|---|---|---|---|---|---|---|---|
| | | | CH | AV Power | AV Target | CH | AV Power | AV Target |
| U-NII-2C (5470~5725MHz) | a | 20 | 100 | 16.98 | 18.5 | 100 | 16.74 | 18.5 |
| | | | 112 | 16.64 | 18.5 | 112 | 16.71 | 18.5 |
| | | | 116 | 16.61 | 18.5 | 116 | 16.94 | 18.5 |
| | | | 128 | 16.87 | 18.5 | 128 | 16.77 | 18.5 |
| | | | 132 | 16.93 | 18.5 | 132 | 16.71 | 18.5 |
| | n (HT) | 20 | 100 | 17.83 | 19.5 | 100 | 17.64 | 19.5 |
| | | | 112 | 17.69 | 19.5 | 112 | 17.52 | 19.5 |
| | | | 116 | 17.61 | 19.5 | 116 | 17.79 | 19.5 |
| | | | 128 | 17.62 | 19.5 | 128 | 17.71 | 19.5 |
| | | | 132 | 17.73 | 19.5 | 132 | 17.74 | 19.5 |
| | | 40 | 102 | 15.23 | 17 | 102 | 15.15 | 17 |
| | | | 110 | 17.81 | 19.5 | 110 | 17.61 | 19.5 |
| | | | 118 | 17.91 | 19.5 | 118 | 17.64 | 19.5 |
| | | | 126 | 17.81 | 19.5 | 126 | 17.79 | 19.5 |
| | | | 134 | 17.24 | 19 | 134 | 17.34 | 19 |
| | ac (VHT) | 20 | 144 | 17.24 | 19 | 144 | 17.49 | 19 |
| | | 40 | 142 | 17.94 | 19.5 | 142 | 17.91 | 19.5 |
| | | 80 | 106 | 12.87 | 14.5 | 106 | 12.61 | 14.5 |
| | | | 122 | 17.71 | 19.5 | 122 | 17.89 | 19.5 |
| | | | 138 | 17.64 | 19.5 | 138 | 17.65 | 19.5 |
| U-NII-3 (5725~5850MHz) | a | 20 | 149 | 17.94 | 19.5 | 149 | 17.78 | 19.5 |
| | | | 157 | 17.84 | 19.5 | 157 | 17.73 | 19.5 |
| | | | 165 | 17.64 | 19.5 | 165 | 17.79 | 19.5 |
| | n (HT) | 20 | 149 | 17.86 | 19.5 | 149 | 17.69 | 19.5 |
| | | | 157 | 17.74 | 19.5 | 157 | 17.74 | 19.5 |
| | | | 165 | 17.68 | 19.5 | 165 | 17.82 | 19.5 |
| | | 40 | 151 | 17.71 | 19.5 | 151 | 17.81 | 19.5 |
| | | | 159 | 17.82 | 19.5 | 159 | 17.72 | 19.5 |
| | ac(VHT) | 80 | 155 | 17.91 | 19.5 | 155 | 17.73 | 19.5 |

| BT Only Support Aux | | | | | | | | | |
|---|---|---|---|---|---|---|---|---|---|
| Bluetooth mode maximum output power | Frequency | Mode | Modulation | SISO-Main(TX1) | | | SISO-Aux(TX2) | | |
| | | | | CH | AV Power | AV Target | CH | AV Power | AV Target |
| | BT 2.4GHz | BR | GFSK | 0 | N/A | N/A | 0 | 10.12 | 12.0 |
| | | | | 39 | N/A | N/A | 39 | 10.30 | 12.0 |
| | | | | 78 | N/A | N/A | 78 | 10.25 | 12.0 |
| | | EDR | 8DPSK | 0 | N/A | N/A | 0 | 7.14 | 12.0 |
| | | | | 39 | N/A | N/A | 39 | 8.04 | 12.0 |
| | | | | 78 | N/A | N/A | 78 | 7.49 | 12.0 |
| | | BLE | GFSK | 0 | N/A | N/A | 0 | 0.59 | 5.0 |
| | | | | 19 | N/A | N/A | 19 | 1.71 | 5.0 |
| | | | | 39 | N/A | N/A | 39 | 1.08 | 5.0 |

P-Sensor Off

| Band | WCDMA B2 | | | WCDMA B5 | | |
|---|---|---|---|---|---|---|
| CHANNEL | 9262 | 9400 | 9538 | 4132 | 4183 | 4233 |
| RMC | 24.25 | 24.6 | 24.51 | 24.37 | 24.46 | 24.34 |
| HSDPA Set 1 | 23.14 | 22.85 | 23.3 | 23.34 | 23.27 | 23.51 |
| HSDPA Set 2 | 22.63 | 22.4 | 22.84 | 22.85 | 22.82 | 22.93 |
| HSDPA Set 3 | 22.7 | 22.53 | 22.92 | 22.79 | 22.71 | 22.90 |
| HSDPA Set 4 | 22.78 | 22.52 | 22.9 | 22.83 | 22.75 | 22.86 |
| HSUPA Set 1 | 23.01 | 22.8 | 23.06 | 23.22 | 23.11 | 23.29 |
| HSUPA Set 2 | 22.59 | 22.36 | 22.81 | 22.76 | 22.71 | 22.89 |
| HSUPA Set 3 | 22.65 | 22.42 | 22.65 | 22.75 | 22.8 | 22.81 |
| HSUPA Set 4 | 22.65 | 22.39 | 22.74 | 22.77 | 22.66 | 22.76 |
| HSUPA Set 5 | 22.71 | 22.35 | 22.81 | 22.78 | 22.58 | 22.69 |
| Note: Unit : dBm | | | | | | |

P-Sensor On

| Band | WCDMA B2 | | | WCDMA B5 | | |
|---|---|---|---|---|---|---|
| CHANNEL | 9262 | 9400 | 9538 | 4132 | 4183 | 4233 |
| RMC | 15.92 | 16.01 | 15.71 | 19.81 | 19.92 | 19.84 |
| HSDPA Set 1 | 15.8 | 15.95 | 15.69 | 19.86 | 19.87 | 19.81 |
| HSDPA Set 2 | 15.83 | 15.94 | 15.66 | 19.85 | 19.82 | 19.83 |
| HSDPA Set 3 | 15.77 | 15.93 | 15.62 | 19.79 | 19.81 | 19.80 |
| HSDPA Set 4 | 15.78 | 15.9 | 15.7 | 19.83 | 19.85 | 19.79 |
| HSUPA Set 1 | 15.62 | 15.86 | 15.67 | 19.72 | 19.85 | 19.65 |
| HSUPA Set 2 | 15.77 | 15.9 | 15.69 | 19.69 | 19.88 | 19.77 |
| HSUPA Set 3 | 15.89 | 15.91 | 15.57 | 19.79 | 19.9 | 19.79 |
| HSUPA Set 4 | 15.79 | 15.79 | 15.59 | 19.78 | 19.79 | 19.62 |
| HSUPA Set 5 | 15.64 | 15.84 | 15.61 | 18.78 | 19.89 | 19.71 |
| Note: Unit : dBm | | | | | | |

P-Sensor Off

| Channel | Modulation | LTE Band 2 | | | | | | | |
|---|---|---|---|---|---|---|---|---|---|
| | | RB | RB | Maximum Conducted Output Power | | | | | |
| | | No. | Offset | 1.4M | 3M | 5M | 10M | 15M | 20M |
| Low | QPSK | 1 | #0 | 24.37 | 24.37 | 24.37 | 24.31 | 24.33 | 24.38 |
| | | 1 | #Mid | 24.30 | 24.26 | 24.35 | 24.28 | 24.26 | 24.20 |
| | | 1 | #Max | 24.32 | 24.32 | 24.32 | 24.21 | 24.19 | 24.03 |
| | | 50% | #0 | 23.29 | 23.40 | 23.42 | 23.44 | 23.41 | 23.48 |
| | | 50% | #Mid | 23.10 | 23.46 | 23.41 | 23.43 | 23.41 | 23.44 |
| | | 50% | #Max | 23.32 | 23.40 | 23.40 | 23.40 | 23.32 | 23.25 |
| | | 100% | -- | 23.34 | 23.46 | 23.44 | 23.41 | 23.42 | 23.31 |
| | 16QAM | 1 | #0 | 23.35 | 23.83 | 23.32 | 23.65 | 23.51 | 23.27 |
| | | 1 | #Mid | 23.44 | 23.87 | 23.25 | 23.65 | 23.39 | 23.20 |
| | | 1 | #Max | 23.35 | 23.74 | 23.23 | 23.54 | 23.33 | 23.24 |
| | | 50% | #0 | 23.16 | 22.59 | 22.50 | 22.49 | 22.48 | 22.56 |
| | | 50% | #Mid | 23.12 | 22.58 | 22.56 | 22.47 | 22.49 | 22.54 |
| | | 50% | #Max | 23.15 | 22.54 | 22.47 | 22.38 | 22.41 | 22.31 |
| | | 100% | -- | 22.48 | 22.53 | 22.45 | 22.45 | 22.44 | 22.34 |
| | 64QAM | 1 | #0 | 22.52 | 22.58 | 22.55 | 22.63 | 22.67 | 22.7 |
| | | 1 | #Mid | 22.55 | 22.68 | 22.54 | 22.56 | 22.65 | 22.54 |
| | | 1 | #Max | 22.53 | 22.59 | 22.56 | 22.55 | 22.51 | 22.34 |
| | | 50% | #0 | 22.49 | 21.55 | 21.57 | 21.58 | 21.63 | 21.64 |
| | | 50% | #Mid | 22.55 | 21.55 | 21.57 | 21.57 | 21.6 | 21.6 |
| | | 50% | #Max | 22.52 | 21.57 | 21.56 | 21.5 | 21.57 | 21.37 |
| | | 100% | -- | 21.48 | 21.57 | 21.54 | 21.56 | 21.52 | 21.38 |
| Mid | QPSK | 1 | #0 | 24.12 | 24.14 | 24.16 | 24.24 | 24.18 | 24.47 |
| | | 1 | #Mid | 24.23 | 24.28 | 24.15 | 24.18 | 24.13 | 24.04 |
| | | 1 | #Max | 24.14 | 24.18 | 24.15 | 24.20 | 24.16 | 24.05 |
| | | 50% | #0 | 23.22 | 23.21 | 23.18 | 23.23 | 23.25 | 23.55 |
| | | 50% | #Mid | 23.30 | 23.23 | 23.22 | 23.24 | 23.23 | 23.20 |
| | | 50% | #Max | 23.26 | 23.23 | 23.17 | 23.16 | 23.18 | 23.16 |
| | | 100% | -- | 23.27 | 23.24 | 23.18 | 23.20 | 23.18 | 23.19 |
| | 16QAM | 1 | #0 | 23.33 | 23.32 | 23.27 | 23.53 | 23.30 | 23.34 |
| | | 1 | #Mid | 23.35 | 23.39 | 23.23 | 23.47 | 23.24 | 23.34 |
| | | 1 | #Max | 23.32 | 23.27 | 23.28 | 23.47 | 23.28 | 23.37 |

| | | | | | | | | | |
|---|---|---|---|---|---|---|---|---|---|
| | | 50% | #0 | 23.18 | 22.35 | 22.26 | 22.26 | 22.25 | 22.35 |
| | | 50% | #Mid | 23.18 | 22.38 | 22.26 | 22.24 | 22.32 | 22.36 |
| | | 50% | #Max | 23.13 | 22.35 | 22.22 | 22.22 | 22.20 | 22.27 |
| | | 100% | -- | 22.34 | 22.42 | 22.28 | 22.25 | 22.27 | 22.28 |
| | 64QAM | 1 | #0 | 22.2 | 22.4 | 22.43 | 22.4 | 22.43 | 22.41 |
| | | 1 | #Mid | 22.29 | 22.52 | 22.42 | 22.45 | 22.38 | 22.28 |
| | | 1 | #Max | 22.17 | 22.36 | 22.37 | 22.42 | 22.41 | 22.29 |
| | | 50% | #0 | 22.21 | 21.31 | 21.37 | 21.32 | 21.38 | 21.32 |
| | | 50% | #Mid | 22.28 | 21.39 | 21.37 | 21.36 | 21.39 | 21.29 |
| | | 50% | #Max | 22.21 | 21.32 | 21.35 | 21.34 | 21.35 | 21.2 |
| | | 100% | -- | 21.14 | 21.35 | 21.31 | 21.24 | 21.26 | 21.25 |
| High | QPSK | 1 | #0 | 24.25 | 24.33 | 24.24 | 24.17 | 24.13 | 24.36 |
| | | 1 | #Mid | 24.34 | 24.30 | 24.29 | 24.27 | 24.10 | 24.18 |
| | | 1 | #Max | 24.25 | 24.30 | 24.19 | 24.26 | 24.22 | 24.22 |
| | | 50% | #0 | 23.13 | 23.13 | 23.25 | 23.23 | 23.22 | 23.14 |
| | | 50% | #Mid | 23.17 | 23.16 | 23.31 | 23.20 | 23.25 | 23.24 |
| | | 50% | #Max | 23.13 | 23.12 | 23.27 | 23.28 | 23.19 | 23.21 |
| | | 100% | -- | 23.10 | 23.18 | 23.26 | 23.22 | 23.21 | 23.21 |
| | 16QAM | 1 | #0 | 23.42 | 23.43 | 23.39 | 23.64 | 23.50 | 23.46 |
| | | 1 | #Mid | 23.43 | 23.52 | 23.41 | 23.63 | 23.52 | 23.42 |
| | | 1 | #Max | 23.36 | 23.39 | 23.39 | 23.66 | 23.56 | 23.47 |
| | | 50% | #0 | 23.01 | 22.45 | 22.37 | 22.20 | 22.27 | 22.16 |
| | | 50% | #Mid | 23.01 | 22.49 | 22.37 | 22.25 | 22.27 | 22.32 |
| | | 50% | #Max | 23.09 | 22.46 | 22.30 | 22.32 | 22.25 | 22.24 |
| | | 100% | -- | 22.49 | 22.45 | 22.27 | 22.30 | 22.28 | 22.26 |
| | 64QAM | 1 | #0 | 22.31 | 22.43 | 22.44 | 22.46 | 22.28 | 22.37 |
| | | 1 | #Mid | 22.36 | 22.44 | 22.4 | 22.47 | 22.34 | 22.29 |
| | | 1 | #Max | 22.29 | 22.39 | 22.33 | 22.46 | 22.37 | 22.43 |
| | | 50% | #0 | 22.32 | 21.38 | 21.36 | 21.26 | 21.28 | 21.16 |
| | | 50% | #Mid | 22.34 | 21.42 | 21.4 | 21.27 | 21.29 | 21.29 |
| | | 50% | #Max | 22.29 | 21.38 | 21.33 | 21.33 | 21.27 | 21.24 |
| | | 100% | -- | 21.27 | 21.36 | 21.34 | 21.28 | 21.27 | 21.25 |

P-Sensor On

| Channel | Modulation | LTE Band 2 | | | | | | | |
|---|---|---|---|---|---|---|---|---|---|
| | | RB | RB | Maximum Conducted Output Power | | | | | |
| | | No. | Offset | 1.4M | 3M | 5M | 10M | 15M | 20M |
| Low | QPSK | 1 | #0 | 15.78 | 15.85 | 15.89 | 15.99 | 15.99 | 15.97 |
| | | 1 | #Mid | 15.88 | 15.97 | 15.84 | 15.93 | 15.90 | 15.82 |
| | | 1 | #Max | 15.81 | 15.83 | 15.82 | 15.87 | 15.97 | 15.86 |
| | | 50% | #0 | 15.83 | 15.89 | 15.83 | 15.85 | 15.90 | 15.94 |
| | | 50% | #Mid | 15.86 | 15.83 | 15.82 | 15.81 | 15.89 | 15.85 |
| | | 50% | #Max | 15.81 | 15.87 | 15.87 | 15.84 | 15.87 | 15.85 |
| | | 100% | -- | 15.81 | 15.88 | 15.86 | 15.81 | 15.88 | 15.90 |
| | 16QAM | 1 | #0 | 15.55 | 15.53 | 15.56 | 15.50 | 15.50 | 15.50 |
| | | 1 | #Mid | 15.57 | 15.63 | 15.55 | 15.51 | 15.53 | 15.50 |
| | | 1 | #Max | 15.54 | 15.54 | 15.55 | 15.50 | 15.54 | 15.51 |
| | | 50% | #0 | 15.58 | 15.57 | 15.54 | 15.53 | 15.51 | 15.52 |
| | | 50% | #Mid | 15.51 | 15.53 | 15.54 | 15.53 | 15.58 | 15.50 |
| | | 50% | #Max | 15.56 | 15.54 | 15.50 | 15.50 | 15.51 | 15.50 |
| | | 100% | -- | 15.59 | 15.53 | 15.52 | 15.51 | 15.54 | 15.58 |
| | 64QAM | 1 | #0 | 16.16 | 16.01 | 15.91 | 16.21 | 16.36 | 16.35 |
| | | 1 | #Mid | 16.17 | 16.11 | 15.89 | 16.1 | 16.31 | 16.3 |
| | | 1 | #Max | 16.15 | 15.96 | 15.84 | 16.16 | 16.16 | 16.07 |
| | | 50% | #0 | 16.05 | 16.01 | 16.03 | 16.01 | 16.08 | 16.05 |
| | | 50% | #Mid | 16.13 | 16.07 | 16.1 | 16.03 | 16.04 | 16.05 |
| | | 50% | #Max | 16.07 | 15.99 | 16.03 | 15.99 | 15.97 | 15.87 |
| | | 100% | -- | 15.92 | 15.91 | 16 | 15.98 | 15.99 | 15.85 |
| Mid | QPSK | 1 | #0 | 15.78 | 16.08 | 16.11 | 15.99 | 16.15 | 16.18 |
| | | 1 | #Mid | 15.88 | 16.09 | 16.09 | 15.93 | 16.10 | 16.00 |
| | | 1 | #Max | 15.81 | 16.08 | 16.04 | 15.87 | 16.00 | 15.82 |
| | | 50% | #0 | 15.83 | 15.88 | 15.90 | 15.90 | 15.91 | 15.90 |
| | | 50% | #Mid | 15.86 | 15.90 | 15.87 | 15.79 | 15.90 | 15.89 |
| | | 50% | #Max | 15.81 | 15.86 | 15.69 | 15.74 | 15.87 | 15.85 |
| | | 100% | -- | 15.81 | 15.77 | 15.88 | 15.81 | 15.88 | 15.89 |
| | 16QAM | 1 | #0 | 15.51 | 15.54 | 15.58 | 15.59 | 15.86 | 15.56 |
| | | 1 | #Mid | 15.52 | 15.55 | 15.57 | 15.55 | 15.57 | 15.56 |
| | | 1 | #Max | 15.51 | 15.57 | 15.50 | 15.50 | 15.59 | 15.53 |

| | | | | | | | | | |
|---|---|---|---|---|---|---|---|---|---|
| | | 50% | #0 | 15.00 | 15.54 | 15.59 | 15.52 | 15.51 | 15.59 |
| | | 50% | #Mid | 15.50 | 15.55 | 15.55 | 15.55 | 15.53 | 15.59 |
| | | 50% | #Max | 15.58 | 15.53 | 15.52 | 15.51 | 15.52 | 15.51 |
| | | 100% | -- | 15.51 | 15.51 | 15.50 | 15.54 | 15.56 | 15.51 |
| | 64QAM | 1 | #0 | 15.89 | 16 | 15.91 | 16.15 | 16.14 | 16.15 |
| | | 1 | #Mid | 15.96 | 16.16 | 15.89 | 16.13 | 15.98 | 16.09 |
| | | 1 | #Max | 15.98 | 16.01 | 15.87 | 16.1 | 16.16 | 16.1 |
| | | 50% | #0 | 15.86 | 15.85 | 15.85 | 15.8 | 15.85 | 15.85 |
| | | 50% | #Mid | 15.92 | 15.89 | 15.85 | 15.79 | 15.87 | 15.83 |
| | | 50% | #Max | 15.83 | 15.83 | 15.81 | 15.79 | 15.79 | 15.76 |
| | | 100% | -- | 15.71 | 15.69 | 15.81 | 15.8 | 15.84 | 15.79 |
| High | QPSK | 1 | #0 | 15.91 | 15.97 | 15.95 | 15.92 | 15.81 | 15.95 |
| | | 1 | #Mid | 15.94 | 16.05 | 15.97 | 16.02 | 15.91 | 15.91 |
| | | 1 | #Max | 15.84 | 15.93 | 15.91 | 16.04 | 16.01 | 15.94 |
| | | 50% | #0 | 15.93 | 15.91 | 15.91 | 15.88 | 15.90 | 15.78 |
| | | 50% | #Mid | 15.93 | 15.89 | 15.90 | 15.86 | 15.86 | 15.82 |
| | | 50% | #Max | 15.92 | 15.85 | 15.88 | 15.89 | 15.89 | 15.83 |
| | | 100% | -- | 15.89 | 15.83 | 15.85 | 15.80 | 15.85 | 15.90 |
| | 16QAM | 1 | #0 | 15.55 | 15.53 | 15.58 | 15.52 | 15.56 | 15.52 |
| | | 1 | #Mid | 15.56 | 15.55 | 15.51 | 15.55 | 15.53 | 15.53 |
| | | 1 | #Max | 15.54 | 15.58 | 15.52 | 15.56 | 15.54 | 15.54 |
| | | 50% | #0 | 15.56 | 15.55 | 15.52 | 15.51 | 15.55 | 15.54 |
| | | 50% | #Mid | 15.57 | 15.54 | 15.55 | 15.54 | 15.55 | 15.59 |
| | | 50% | #Max | 15.55 | 15.55 | 15.59 | 15.51 | 15.51 | 15.57 |
| | | 100% | -- | 15.58 | 15.52 | 15.50 | 15.58 | 15.53 | 15.55 |
| | 64QAM | 1 | #0 | 16.08 | 16.06 | 15.93 | 16.21 | 16 | 15.79 |
| | | 1 | #Mid | 16.16 | 16.16 | 15.98 | 16.29 | 16.1 | 15.78 |
| | | 1 | #Max | 16.06 | 16.05 | 15.89 | 16.23 | 16.19 | 15.76 |
| | | 50% | #0 | 15.98 | 15.92 | 15.9 | 15.78 | 15.89 | 15.76 |
| | | 50% | #Mid | 16.03 | 15.95 | 15.94 | 15.82 | 15.9 | 15.82 |
| | | 50% | #Max | 15.95 | 15.91 | 15.89 | 15.88 | 15.83 | 15.83 |
| | | 100% | -- | 15.76 | 15.79 | 15.91 | 15.75 | 15.77 | 15.79 |

P-Sensor Off

| Channel | Modulation | LTE Band 4 | | | | | | | |
|---|---|---|---|---|---|---|---|---|---|
| | | RB | RB | Maximum Conducted Output Power | | | | | |
| | | No. | Offset | 1.4M | 3M | 5M | 10M | 15M | 20M |
| Low | QPSK | 1 | #0 | 24.31 | 24.28 | 24.26 | 24.32 | 24.37 | 24.40 |
| | | 1 | #Mid | 24.29 | 24.38 | 24.26 | 24.29 | 24.31 | 24.24 |
| | | 1 | #Max | 24.28 | 24.24 | 24.21 | 24.23 | 24.33 | 24.20 |
| | | 50% | #0 | 23.32 | 23.34 | 23.42 | 23.32 | 23.38 | 23.41 |
| | | 50% | #Mid | 23.33 | 23.39 | 23.42 | 23.31 | 23.37 | 23.40 |
| | | 50% | #Max | 23.31 | 23.34 | 23.32 | 23.37 | 23.39 | 23.40 |
| | | 100% | -- | 23.31 | 23.39 | 23.38 | 23.33 | 23.41 | 23.42 |
| | 16QAM | 1 | #0 | 23.38 | 23.57 | 23.55 | 23.58 | 23.53 | 23.76 |
| | | 1 | #Mid | 23.51 | 23.79 | 23.61 | 23.60 | 23.58 | 23.80 |
| | | 1 | #Max | 23.40 | 23.60 | 23.56 | 23.60 | 23.53 | 23.74 |
| | | 50% | #0 | 22.10 | 22.43 | 22.36 | 22.45 | 22.45 | 22.43 |
| | | 50% | #Mid | 22.12 | 22.49 | 22.44 | 22.48 | 22.49 | 22.54 |
| | | 50% | #Max | 22.26 | 22.46 | 22.39 | 22.41 | 22.56 | 22.43 |
| | | 100% | -- | 22.39 | 22.42 | 22.38 | 22.48 | 22.50 | 22.49 |
| | 64QAM | 1 | #0 | 22.54 | 22.54 | 22.54 | 22.61 | 22.61 | 22.62 |
| | | 1 | #Mid | 22.57 | 22.7 | 22.63 | 22.62 | 22.52 | 22.66 |
| | | 1 | #Max | 22.49 | 22.54 | 22.58 | 22.58 | 22.56 | 22.57 |
| | | 50% | #0 | 22.56 | 21.55 | 21.58 | 21.53 | 21.53 | 21.49 |
| | | 50% | #Mid | 22.59 | 21.55 | 21.57 | 21.54 | 21.58 | 21.62 |
| | | 50% | #Max | 22.52 | 21.51 | 21.52 | 21.49 | 21.61 | 21.51 |
| | | 100% | -- | 21.45 | 21.49 | 21.52 | 21.51 | 21.58 | 21.55 |
| Mid | QPSK | 1 | #0 | 24.20 | 24.31 | 24.29 | 24.40 | 24.41 | 24.45 |
| | | 1 | #Mid | 24.32 | 24.42 | 24.31 | 24.42 | 24.33 | 24.31 |
| | | 1 | #Max | 24.22 | 24.24 | 24.21 | 24.37 | 24.17 | 24.17 |
| | | 50% | #0 | 23.30 | 23.37 | 23.37 | 23.44 | 23.40 | 23.44 |
| | | 50% | #Mid | 23.36 | 23.34 | 23.40 | 23.43 | 23.41 | 23.45 |
| | | 50% | #Max | 23.29 | 23.33 | 23.34 | 23.38 | 23.35 | 23.35 |
| | | 100% | -- | 23.35 | 23.37 | 23.40 | 23.37 | 23.38 | 23.40 |
| | 16QAM | 1 | #0 | 23.24 | 23.69 | 23.58 | 23.77 | 23.44 | 23.93 |
| | | 1 | #Mid | 23.32 | 23.77 | 23.60 | 23.60 | 23.29 | 23.71 |
| | | 1 | #Max | 23.24 | 23.57 | 23.48 | 23.54 | 23.20 | 23.56 |

| | | | | | | | | | |
|---|---|---|---|---|---|---|---|---|---|
| | | 50% | #0 | 22.34 | 22.45 | 22.40 | 22.46 | 22.50 | 22.54 |
| | | 50% | #Mid | 22.90 | 22.45 | 22.42 | 22.47 | 22.51 | 22.49 |
| | | 50% | #Max | 22.91 | 22.41 | 22.39 | 22.40 | 22.44 | 22.40 |
| | | 100% | -- | 22.36 | 22.46 | 22.40 | 22.44 | 22.45 | 22.44 |
| | 64QAM | 1 | #0 | 22.57 | 22.6 | 22.62 | 22.69 | 22.72 | 22.69 |
| | | 1 | #Mid | 22.59 | 22.68 | 22.59 | 22.61 | 22.58 | 22.66 |
| | | 1 | #Max | 22.53 | 22.49 | 22.53 | 22.48 | 22.45 | 22.4 |
| | | 50% | #0 | 22.54 | 21.51 | 21.58 | 21.58 | 21.61 | 21.54 |
| | | 50% | #Mid | 22.58 | 21.58 | 21.59 | 21.54 | 21.59 | 21.57 |
| | | 50% | #Max | 22.52 | 21.54 | 21.52 | 21.47 | 21.52 | 21.46 |
| | | 100% | -- | 21.46 | 21.53 | 21.5 | 21.5 | 21.52 | 21.52 |
| High | QPSK | 1 | #0 | 24.15 | 24.24 | 24.34 | 24.40 | 24.30 | 24.36 |
| | | 1 | #Mid | 24.20 | 24.34 | 24.32 | 24.33 | 24.28 | 24.27 |
| | | 1 | #Max | 24.15 | 24.20 | 24.25 | 24.28 | 24.12 | 24.18 |
| | | 50% | #0 | 23.33 | 23.22 | 23.28 | 23.36 | 23.34 | 23.40 |
| | | 50% | #Mid | 23.28 | 23.28 | 23.31 | 23.36 | 23.32 | 23.41 |
| | | 50% | #Max | 23.22 | 23.25 | 23.23 | 23.29 | 23.24 | 23.33 |
| | | 100% | -- | 23.25 | 23.23 | 23.32 | 23.30 | 23.33 | 23.34 |
| | 16QAM | 1 | #0 | 23.33 | 23.71 | 23.59 | 23.69 | 23.47 | 23.69 |
| | | 1 | #Mid | 23.42 | 23.67 | 23.63 | 23.64 | 23.48 | 23.72 |
| | | 1 | #Max | 23.31 | 23.71 | 23.60 | 23.61 | 23.34 | 23.55 |
| | | 50% | #0 | 22.15 | 22.33 | 22.35 | 22.41 | 22.42 | 22.40 |
| | | 50% | #Mid | 22.20 | 22.36 | 22.37 | 22.36 | 22.47 | 22.38 |
| | | 50% | #Max | 22.14 | 22.34 | 22.29 | 22.28 | 22.43 | 22.30 |
| | | 100% | -- | 22.32 | 22.40 | 22.33 | 22.43 | 22.37 | 22.30 |
| | 64QAM | 1 | #0 | 22.51 | 22.58 | 22.59 | 22.58 | 22.66 | 22.61 |
| | | 1 | #Mid | 22.57 | 22.64 | 22.58 | 22.58 | 22.66 | 22.63 |
| | | 1 | #Max | 22.48 | 22.53 | 22.52 | 22.47 | 22.47 | 22.41 |
| | | 50% | #0 | 22.49 | 21.46 | 21.48 | 21.49 | 21.51 | 21.5 |
| | | 50% | #Mid | 22.54 | 21.51 | 21.53 | 21.45 | 21.53 | 21.5 |
| | | 50% | #Max | 22.47 | 21.47 | 21.44 | 21.4 | 21.47 | 21.4 |
| | | 100% | -- | 21.36 | 21.41 | 21.42 | 21.46 | 21.48 | 21.44 |

P-Sensor On

| Channel | Modulation | LTE Band 4 | | | | | | | |
|---|---|---|---|---|---|---|---|---|---|
| | | RB | RB | Maximum Conducted Output Power | | | | | |
| | | No. | Offset | 1.4M | 3M | 5M | 10M | 15M | 20M |
| Low | QPSK | 1 | #0 | 15.65 | 15.59 | 15.67 | 15.66 | 15.66 | 15.91 |
| | | 1 | #Mid | 15.64 | 15.68 | 15.71 | 15.59 | 15.62 | 15.76 |
| | | 1 | #Max | 15.59 | 15.49 | 15.57 | 15.47 | 15.61 | 15.71 |
| | | 50% | #0 | 15.59 | 15.57 | 15.70 | 15.60 | 15.71 | 15.82 |
| | | 50% | #Mid | 15.65 | 15.61 | 15.72 | 15.62 | 15.70 | 15.80 |
| | | 50% | #Max | 15.61 | 15.60 | 15.67 | 15.59 | 15.74 | 15.84 |
| | | 100% | -- | 15.61 | 15.62 | 15.68 | 15.62 | 15.80 | 15.89 |
| | 16QAM | 1 | #0 | 15.56 | 15.60 | 15.62 | 15.59 | 15.40 | 15.79 |
| | | 1 | #Mid | 15.58 | 15.66 | 15.63 | 15.66 | 15.61 | 15.67 |
| | | 1 | #Max | 15.55 | 15.67 | 15.54 | 15.58 | 15.65 | 15.65 |
| | | 50% | #0 | 15.30 | 15.48 | 15.38 | 15.51 | 15.66 | 15.64 |
| | | 50% | #Mid | 15.39 | 15.54 | 15.40 | 15.49 | 15.68 | 15.70 |
| | | 50% | #Max | 15.30 | 15.48 | 15.39 | 15.42 | 15.62 | 15.76 |
| | | 100% | -- | 15.41 | 15.50 | 15.35 | 15.50 | 15.66 | 15.66 |
| | 64QAM | 1 | #0 | 15.45 | 15.59 | 15.67 | 15.54 | 15.72 | 15.67 |
| | | 1 | #Mid | 15.5 | 15.56 | 15.62 | 15.44 | 15.71 | 15.67 |
| | | 1 | #Max | 15.38 | 15.36 | 15.62 | 15.46 | 15.63 | 15.61 |
| | | 50% | #0 | 15.51 | 15.56 | 15.57 | 15.52 | 15.48 | 15.48 |
| | | 50% | #Mid | 15.51 | 15.61 | 15.61 | 15.48 | 15.55 | 15.58 |
| | | 50% | #Max | 15.52 | 15.54 | 15.61 | 15.43 | 15.59 | 15.51 |
| | | 100% | -- | 15.37 | 15.53 | 15.5 | 15.46 | 15.56 | 15.52 |
| Mid | QPSK | 1 | #0 | 15.64 | 15.58 | 15.61 | 15.61 | 15.72 | 15.98 |
| | | 1 | #Mid | 15.67 | 15.79 | 15.63 | 15.60 | 15.61 | 15.83 |
| | | 1 | #Max | 15.63 | 15.54 | 15.54 | 15.53 | 15.57 | 15.70 |
| | | 50% | #0 | 15.67 | 15.61 | 15.62 | 15.65 | 15.75 | 15.90 |
| | | 50% | #Mid | 15.71 | 15.67 | 15.68 | 15.66 | 15.74 | 15.85 |
| | | 50% | #Max | 15.66 | 15.61 | 15.60 | 15.60 | 15.70 | 15.78 |
| | | 100% | -- | 15.67 | 15.64 | 15.61 | 15.61 | 15.71 | 15.84 |
| | 16QAM | 1 | #0 | 15.57 | 15.62 | 15.67 | 15.51 | 15.48 | 15.69 |
| | | 1 | #Mid | 15.64 | 15.78 | 15.60 | 15.56 | 15.60 | 15.85 |
| | | 1 | #Max | 15.55 | 15.54 | 15.63 | 15.60 | 15.59 | 15.80 |

| | | | | | | | | | |
|---|---|---|---|---|---|---|---|---|---|
| | | 50% | #0 | 15.33 | 15.42 | 15.50 | 15.54 | 15.50 | 15.79 |
| | | 50% | #Mid | 15.40 | 15.46 | 15.54 | 15.55 | 15.51 | 15.84 |
| | | 50% | #Max | 15.34 | 15.38 | 15.51 | 15.49 | 15.47 | 15.85 |
| | | 100% | -- | 15.42 | 15.41 | 15.49 | 15.55 | 15.49 | 15.81 |
| | 64QAM | 1 | #0 | 15.42 | 15.31 | 15.67 | 15.57 | 15.68 | 15.81 |
| | | 1 | #Mid | 15.48 | 15.42 | 15.68 | 15.43 | 15.59 | 15.73 |
| | | 1 | #Max | 15.43 | 15.32 | 15.64 | 15.42 | 15.51 | 15.56 |
| | | 50% | #0 | 15.46 | 15.56 | 15.55 | 15.49 | 15.51 | 15.54 |
| | | 50% | #Mid | 15.54 | 15.62 | 15.55 | 15.46 | 15.53 | 15.5 |
| | | 50% | #Max | 15.46 | 15.53 | 15.52 | 15.36 | 15.48 | 15.45 |
| | | 100% | -- | 15.52 | 15.52 | 15.43 | 15.47 | 15.49 | 15.47 |
| High | QPSK | 1 | #0 | 15.50 | 15.54 | 15.59 | 15.68 | 15.66 | 15.79 |
| | | 1 | #Mid | 15.58 | 15.65 | 15.68 | 15.61 | 15.61 | 15.73 |
| | | 1 | #Max | 15.48 | 15.49 | 15.51 | 15.63 | 15.44 | 15.58 |
| | | 50% | #0 | 15.59 | 15.61 | 15.67 | 15.64 | 15.64 | 15.91 |
| | | 50% | #Mid | 15.58 | 15.65 | 15.66 | 15.54 | 15.63 | 15.72 |
| | | 50% | #Max | 15.54 | 15.58 | 15.55 | 15.50 | 15.55 | 15.74 |
| | | 100% | -- | 15.53 | 15.57 | 15.63 | 15.50 | 15.64 | 15.67 |
| | 16QAM | 1 | #0 | 15.43 | 15.52 | 15.60 | 15.60 | 15.60 | 15.69 |
| | | 1 | #Mid | 15.52 | 15.66 | 15.60 | 15.66 | 15.63 | 15.60 |
| | | 1 | #Max | 15.36 | 15.41 | 15.55 | 15.53 | 15.62 | 15.55 |
| | | 50% | #0 | 15.21 | 15.34 | 15.40 | 15.45 | 15.56 | 15.70 |
| | | 50% | #Mid | 15.27 | 15.37 | 15.41 | 15.47 | 15.59 | 15.70 |
| | | 50% | #Max | 15.20 | 15.32 | 15.39 | 15.35 | 15.48 | 15.63 |
| | | 100% | -- | 15.30 | 15.31 | 15.39 | 15.44 | 15.55 | 15.66 |
| | 64QAM | 1 | #0 | 15.5 | 15.25 | 15.64 | 15.7 | 15.62 | 15.46 |
| | | 1 | #Mid | 15.53 | 15.39 | 15.6 | 15.63 | 15.53 | 15.47 |
| | | 1 | #Max | 15.49 | 15.31 | 15.56 | 15.53 | 15.41 | 15.3 |
| | | 50% | #0 | 15.35 | 15.36 | 15.48 | 15.44 | 15.47 | 15.47 |
| | | 50% | #Mid | 15.42 | 15.35 | 15.52 | 15.38 | 15.45 | 15.47 |
| | | 50% | #Max | 15.33 | 15.3 | 15.5 | 15.36 | 15.39 | 15.33 |
| | | 100% | -- | 15.43 | 15.46 | 15.31 | 15.38 | 15.38 | 15.4 |

P-Sensor Off

| Channel | Modulation | LTE Band 5 | | | | | | | |
|---|---|---|---|---|---|---|---|---|---|
| | | RB | RB | Maximum Conducted Output Power | | | | | |
| | | No. | Offset | 1.4M | 3M | 5M | 10M | 15M | 20M |
| Low | QPSK | 1 | #0 | 23.75 | 23.83 | 23.95 | 23.99 | -- | -- |
| | | 1 | #Mid | 23.86 | 23.95 | 23.88 | 24.01 | -- | -- |
| | | 1 | #Max | 23.72 | 23.87 | 23.85 | 23.85 | -- | -- |
| | | 50% | #0 | 22.84 | 22.92 | 22.88 | 22.89 | -- | -- |
| | | 50% | #Mid | 22.88 | 22.91 | 22.92 | 23.06 | -- | -- |
| | | 50% | #Max | 22.84 | 22.92 | 22.82 | 22.96 | -- | -- |
| | | 100% | -- | 22.81 | 22.93 | 22.87 | 23.00 | -- | -- |
| | 16QAM | 1 | #0 | 23.03 | 23.17 | 23.29 | 23.09 | -- | -- |
| | | 1 | #Mid | 23.07 | 23.28 | 23.35 | 23.14 | -- | -- |
| | | 1 | #Max | 22.93 | 23.28 | 23.26 | 23.09 | -- | -- |
| | | 50% | #0 | 22.68 | 22.91 | 21.98 | 21.99 | -- | -- |
| | | 50% | #Mid | 22.70 | 22.95 | 21.98 | 22.09 | -- | -- |
| | | 50% | #Max | 22.69 | 22.95 | 21.96 | 22.01 | -- | -- |
| | | 100% | -- | 21.98 | 22.17 | 21.92 | 22.07 | -- | -- |
| | 64QAM | 1 | #0 | 22.05 | 22.07 | 22.08 | 22.12 | -- | -- |
| | | 1 | #Mid | 22.13 | 22.15 | 22.04 | 22.07 | -- | -- |
| | | 1 | #Max | 22.05 | 22.04 | 22.02 | 22.13 | -- | -- |
| | | 50% | #0 | 22.02 | 21 | 20.99 | 20.95 | -- | -- |
| | | 50% | #Mid | 22.08 | 21.02 | 21.05 | 21.1 | -- | -- |
| | | 50% | #Max | 21.99 | 20.98 | 21.03 | 21.05 | -- | -- |
| | | 100% | -- | 20.92 | 20.97 | 20.97 | 21.05 | -- | -- |
| Mid | QPSK | 1 | #0 | 23.81 | 23.91 | 23.83 | 24.10 | -- | -- |
| | | 1 | #Mid | 23.86 | 24.02 | 23.83 | 24.22 | -- | -- |
| | | 1 | #Max | 23.86 | 23.96 | 23.90 | 23.93 | -- | -- |
| | | 50% | #0 | 22.80 | 23.01 | 22.87 | 23.05 | -- | -- |
| | | 50% | #Mid | 22.86 | 22.99 | 22.89 | 22.94 | -- | -- |
| | | 50% | #Max | 22.81 | 22.98 | 22.82 | 22.98 | -- | -- |
| | | 100% | -- | 22.80 | 22.95 | 22.85 | 22.91 | -- | -- |
| | 16QAM | 1 | #0 | 23.00 | 23.16 | 23.25 | 23.17 | -- | -- |
| | | 1 | #Mid | 23.07 | 23.26 | 23.19 | 23.16 | -- | -- |
| | | 1 | #Max | 23.04 | 23.30 | 23.16 | 23.29 | -- | -- |

| | | | | | | | | | |
|---|---|---|---|---|---|---|---|---|---|
| | | 50% | #0 | 22.59 | 22.85 | 21.98 | 21.98 | -- | -- |
| | | 50% | #Mid | 22.64 | 22.94 | 22.02 | 21.96 | -- | -- |
| | | 50% | #Max | 22.76 | 22.97 | 21.94 | 22.00 | -- | -- |
| | | 100% | -- | 22.00 | 22.04 | 21.99 | 21.94 | -- | -- |
| | 64QAM | 1 | #0 | 21.96 | 22.09 | 22.06 | 22.08 | -- | -- |
| | | 1 | #Mid | 22.03 | 22.12 | 22.01 | 22.01 | -- | -- |
| | | 1 | #Max | 21.97 | 22.03 | 22.01 | 22.19 | -- | -- |
| | | 50% | #0 | 21.98 | 20.95 | 20.99 | 20.96 | -- | -- |
| | | 50% | #Mid | 22.02 | 20.97 | 21.01 | 20.98 | -- | -- |
| | | 50% | #Max | 21.94 | 20.94 | 20.93 | 21.01 | -- | -- |
| | | 100% | -- | 20.9 | 20.96 | 20.96 | 20.95 | -- | -- |
| High | QPSK | 1 | #0 | 24.01 | 24.03 | 24.06 | 23.95 | -- | -- |
| | | 1 | #Mid | 24.06 | 24.11 | 24.15 | 24.20 | -- | -- |
| | | 1 | #Max | 23.93 | 24.10 | 24.08 | 24.14 | -- | -- |
| | | 50% | #0 | 22.98 | 23.01 | 22.95 | 22.99 | -- | -- |
| | | 50% | #Mid | 22.96 | 23.02 | 22.98 | 22.98 | -- | -- |
| | | 50% | #Max | 22.84 | 23.01 | 22.89 | 22.94 | -- | -- |
| | | 100% | -- | 22.90 | 23.04 | 23.01 | 22.91 | -- | -- |
| | 16QAM | 1 | #0 | 23.19 | 23.44 | 23.20 | 23.27 | -- | -- |
| | | 1 | #Mid | 23.15 | 23.59 | 23.21 | 23.40 | -- | -- |
| | | 1 | #Max | 23.09 | 23.57 | 23.12 | 23.31 | -- | -- |
| | | 50% | #0 | 22.54 | 23.00 | 22.18 | 22.04 | -- | -- |
| | | 50% | #Mid | 22.50 | 23.02 | 22.19 | 22.03 | -- | -- |
| | | 50% | #Max | 22.64 | 22.98 | 22.21 | 22.09 | -- | -- |
| | | 100% | -- | 22.22 | 22.15 | 22.15 | 22.04 | -- | -- |
| | 64QAM | 1 | #0 | 22.23 | 22.17 | 22.25 | 22.09 | -- | -- |
| | | 1 | #Mid | 22.18 | 22.33 | 22.32 | 22.27 | -- | -- |
| | | 1 | #Max | 22.08 | 22.15 | 22.14 | 22.21 | -- | -- |
| | | 50% | #0 | 22.16 | 21.13 | 21.19 | 21.07 | -- | -- |
| | | 50% | #Mid | 22.19 | 21.24 | 21.18 | 21.06 | -- | -- |
| | | 50% | #Max | 22.13 | 21.23 | 21.24 | 21.11 | -- | -- |
| | | 100% | -- | 21.11 | 21.12 | 21.11 | 21.08 | -- | -- |

P-Sensor On

| Channel | Modulation | LTE Band 5 | | | | | | | |
|---|---|---|---|---|---|---|---|---|---|
| | | RB | RB | Maximum Conducted Output Power | | | | | |
| | | No. | Offset | 1.4M | 3M | 5M | 10M | 15M | 20M |
| Low | QPSK | 1 | #0 | 19.48 | 19.45 | 19.50 | 19.70 | -- | -- |
| | | 1 | #Mid | 19.55 | 19.51 | 19.49 | 19.54 | -- | -- |
| | | 1 | #Max | 19.47 | 19.40 | 19.48 | 19.53 | -- | -- |
| | | 50% | #0 | 19.55 | 19.52 | 19.54 | 19.54 | -- | -- |
| | | 50% | #Mid | 19.55 | 19.54 | 19.54 | 19.64 | -- | -- |
| | | 50% | #Max | 19.49 | 19.52 | 19.49 | 19.61 | -- | -- |
| | | 100% | -- | 19.54 | 19.50 | 19.50 | 19.64 | -- | -- |
| | 16QAM | 1 | #0 | 19.42 | 19.49 | 19.53 | 19.35 | -- | -- |
| | | 1 | #Mid | 19.49 | 19.57 | 19.51 | 19.46 | -- | -- |
| | | 1 | #Max | 19.37 | 19.43 | 19.45 | 19.50 | -- | -- |
| | | 50% | #0 | 19.16 | 19.31 | 19.34 | 19.24 | -- | -- |
| | | 50% | #Mid | 19.22 | 19.31 | 19.31 | 19.35 | -- | -- |
| | | 50% | #Max | 19.22 | 19.24 | 19.26 | 19.27 | -- | -- |
| | | 100% | -- | 19.28 | 19.27 | 19.29 | 19.32 | -- | -- |
| | 64QAM | 1 | #0 | 19.3 | 19.3 | 19.06 | 19.39 | -- | -- |
| | | 1 | #Mid | 19.36 | 19.43 | 19.07 | 19.4 | -- | -- |
| | | 1 | #Max | 19.24 | 19.27 | 19.06 | 19.41 | -- | -- |
| | | 50% | #0 | 19.25 | 19.17 | 19.13 | 19.13 | -- | -- |
| | | 50% | #Mid | 19.34 | 19.25 | 19.19 | 19.21 | -- | -- |
| | | 50% | #Max | 19.3 | 19.15 | 19.19 | 19.15 | -- | -- |
| | | 100% | -- | 19.11 | 19.09 | 19.18 | 19.17 | -- | -- |
| Mid | QPSK | 1 | #0 | 19.54 | 19.63 | 19.67 | 19.85 | -- | -- |
| | | 1 | #Mid | 19.62 | 19.65 | 19.59 | 19.60 | -- | -- |
| | | 1 | #Max | 19.63 | 19.65 | 19.71 | 19.59 | -- | -- |
| | | 50% | #0 | 19.59 | 19.64 | 19.71 | 19.49 | -- | -- |
| | | 50% | #Mid | 19.63 | 19.66 | 19.70 | 19.70 | -- | -- |
| | | 50% | #Max | 19.55 | 19.62 | 19.64 | 19.52 | -- | -- |
| | | 100% | -- | 19.43 | 19.64 | 19.57 | 19.58 | -- | -- |
| | 16QAM | 1 | #0 | 19.58 | 19.55 | 19.63 | 16.68 | -- | -- |
| | | 1 | #Mid | 19.65 | 19.66 | 19.57 | 19.70 | -- | -- |
| | | 1 | #Max | 19.58 | 19.64 | 19.62 | 19.68 | -- | -- |

| | | | | | | | | | |
|---|---|---|---|---|---|---|---|---|---|
| | | 50% | #0 | 19.34 | 19.33 | 19.39 | 19.54 | -- | -- |
| | | 50% | #Mid | 19.39 | 19.35 | 19.37 | 19.55 | -- | -- |
| | | 50% | #Max | 19.29 | 19.31 | 19.31 | 19.57 | -- | -- |
| | | 100% | -- | 19.39 | 19.35 | 19.34 | 19.55 | -- | -- |
| | 64QAM | 1 | #0 | 19.27 | 19.28 | 19.11 | 19.3 | -- | -- |
| | | 1 | #Mid | 19.32 | 19.35 | 19.06 | 19.13 | -- | -- |
| | | 1 | #Max | 19.3 | 19.34 | 19.16 | 19.31 | -- | -- |
| | | 50% | #0 | 19.17 | 19.1 | 19.13 | 19.16 | -- | -- |
| | | 50% | #Mid | 19.22 | 19.12 | 19.15 | 19.13 | -- | -- |
| | | 50% | #Max | 19.21 | 19.08 | 19.08 | 19.14 | -- | -- |
| | | 100% | -- | 19.02 | 19.1 | 19.13 | 19.07 | -- | -- |
| High | QPSK | 1 | #0 | 19.66 | 19.57 | 19.63 | 19.80 | -- | -- |
| | | 1 | #Mid | 19.62 | 19.65 | 19.66 | 19.72 | -- | -- |
| | | 1 | #Max | 19.53 | 19.66 | 19.66 | 19.72 | -- | -- |
| | | 50% | #0 | 19.60 | 19.60 | 19.60 | 19.71 | -- | -- |
| | | 50% | #Mid | 19.63 | 19.61 | 19.60 | 19.77 | -- | -- |
| | | 50% | #Max | 19.62 | 19.61 | 19.62 | 19.60 | -- | -- |
| | | 100% | -- | 19.61 | 19.62 | 19.60 | 19.63 | -- | -- |
| | 16QAM | 1 | #0 | 19.65 | 19.64 | 19.57 | 19.53 | -- | -- |
| | | 1 | #Mid | 19.70 | 19.66 | 19.66 | 19.65 | -- | -- |
| | | 1 | #Max | 19.59 | 19.69 | 19.69 | 19.20 | -- | -- |
| | | 50% | #0 | 19.51 | 19.47 | 19.43 | 19.34 | -- | -- |
| | | 50% | #Mid | 19.50 | 19.65 | 19.44 | 19.34 | -- | -- |
| | | 50% | #Max | 19.42 | 19.64 | 19.51 | 19.38 | -- | -- |
| | | 100% | -- | 19.56 | 19.45 | 19.38 | 19.32 | -- | -- |
| | 64QAM | 1 | #0 | 19.48 | 19.54 | 19.39 | 19.25 | -- | -- |
| | | 1 | #Mid | 19.58 | 19.59 | 19.42 | 19.41 | -- | -- |
| | | 1 | #Max | 19.47 | 19.53 | 19.34 | 19.38 | -- | -- |
| | | 50% | #0 | 19.44 | 19.26 | 19.36 | 19.24 | -- | -- |
| | | 50% | #Mid | 19.46 | 19.38 | 19.35 | 19.21 | -- | -- |
| | | 50% | #Max | 19.42 | 19.33 | 19.37 | 19.3 | -- | -- |
| | | 100% | -- | 19.28 | 19.3 | 19.3 | 19.18 | -- | -- |

P-Sensor Off

| Channel | Modulation | LTE Band 7 | | | | | | | |
|---|---|---|---|---|---|---|---|---|---|
| | | RB | RB | Maximum Conducted Output Power | | | | | |
| | | No. | Offset | 1.4M | 3M | 5M | 10M | 15M | 20M |
| Low | QPSK | 1 | #0 | -- | -- | 24.05 | 24.29 | 24.23 | 24.41 |
| | | 1 | #Mid | -- | -- | 24.07 | 24.19 | 24.28 | 24.48 |
| | | 1 | #Max | -- | -- | 24.04 | 24.34 | 24.29 | 24.51 |
| | | 50% | #0 | -- | -- | 23.08 | 23.37 | 23.32 | 23.51 |
| | | 50% | #Mid | -- | -- | 23.12 | 23.42 | 23.38 | 23.50 |
| | | 50% | #Max | -- | -- | 23.11 | 23.40 | 23.35 | 23.56 |
| | | 100% | -- | -- | -- | 23.10 | 23.40 | 23.37 | 23.57 |
| | 16QAM | 1 | #0 | -- | -- | 23.22 | 23.48 | 23.45 | 23.58 |
| | | 1 | #Mid | -- | -- | 23.27 | 23.49 | 23.56 | 23.70 |
| | | 1 | #Max | -- | -- | 23.26 | 23.61 | 23.58 | 23.85 |
| | | 50% | #0 | -- | -- | 22.15 | 22.41 | 22.38 | 22.59 |
| | | 50% | #Mid | -- | -- | 22.19 | 22.44 | 22.45 | 22.63 |
| | | 50% | #Max | -- | -- | 22.12 | 22.45 | 22.42 | 22.70 |
| | | 100% | -- | -- | -- | 22.19 | 22.46 | 22.43 | 22.67 |
| | 64QAM | 1 | #0 | -- | -- | 22.96 | 23.09 | 22.63 | 21.91 |
| | | 1 | #Mid | -- | -- | 22.89 | 22.57 | 23.19 | 22.05 |
| | | 1 | #Max | -- | -- | 22.97 | 22.55 | 22.73 | 22.22 |
| | | 50% | #0 | -- | -- | 21.95 | 21.86 | 21.74 | 21.01 |
| | | 50% | #Mid | -- | -- | 21.92 | 21.91 | 21.82 | 21.01 |
| | | 50% | #Max | -- | -- | 21.93 | 21.88 | 21.75 | 21.17 |
| | | 100% | -- | -- | -- | 22 | 21.91 | 21.77 | 21.13 |
| Mid | QPSK | 1 | #0 | -- | -- | 24.04 | 24.31 | 24.28 | 24.42 |
| | | 1 | #Mid | -- | -- | 24.04 | 24.33 | 24.32 | 24.42 |
| | | 1 | #Max | -- | -- | 24.04 | 24.35 | 24.31 | 24.61 |
| | | 50% | #0 | -- | -- | 23.09 | 23.39 | 23.34 | 23.56 |
| | | 50% | #Mid | -- | -- | 23.12 | 23.40 | 23.38 | 23.56 |
| | | 50% | #Max | -- | -- | 23.08 | 23.37 | 23.33 | 23.57 |
| | | 100% | -- | -- | -- | 23.07 | 23.37 | 23.33 | 23.60 |
| | 16QAM | 1 | #0 | -- | -- | 23.26 | 23.57 | 23.56 | 23.62 |
| | | 1 | #Mid | -- | -- | 23.22 | 23.56 | 23.57 | 23.61 |
| | | 1 | #Max | -- | -- | 23.27 | 23.59 | 23.58 | 23.64 |

| | | | | | | | | | |
|---|---|---|---|---|---|---|---|---|---|
| | | 50% | #0 | -- | -- | 22.09 | 22.44 | 22.42 | 22.50 |
| | | 50% | #Mid | -- | -- | 22.10 | 22.42 | 22.43 | 22.55 |
| | | 50% | #Max | -- | -- | 22.05 | 22.43 | 22.46 | 22.54 |
| | | 100% | -- | -- | -- | 22.08 | 22.44 | 22.39 | 22.51 |
| | 64QAM | 1 | #0 | -- | -- | 23 | 23.01 | 22.92 | 22.03 |
| | | 1 | #Mid | -- | -- | 23.02 | 23.03 | 22.91 | 22.27 |
| | | 1 | #Max | -- | -- | 22.96 | 23 | 22.92 | 21.98 |
| | | 50% | #0 | -- | -- | 21.99 | 21.95 | 21.83 | 21.1 |
| | | 50% | #Mid | -- | -- | 21.88 | 21.95 | 21.89 | 21.09 |
| | | 50% | #Max | -- | -- | 21.93 | 22 | 21.92 | 21.1 |
| | | 100% | -- | -- | -- | 22.01 | 21.92 | 21.86 | 21.06 |
| High | QPSK | 1 | #0 | -- | -- | 23.76 | 24.16 | 24.14 | 24.27 |
| | | 1 | #Mid | -- | -- | 23.75 | 24.17 | 24.14 | 24.23 |
| | | 1 | #Max | -- | -- | 23.80 | 24.17 | 24.20 | 24.40 |
| | | 50% | #0 | -- | -- | 22.87 | 23.23 | 23.22 | 23.34 |
| | | 50% | #Mid | -- | -- | 22.87 | 23.25 | 23.25 | 23.36 |
| | | 50% | #Max | -- | -- | 22.88 | 23.23 | 23.22 | 23.37 |
| | | 100% | -- | -- | -- | 22.87 | 23.21 | 23.23 | 23.40 |
| | 16QAM | 1 | #0 | -- | -- | 23.07 | 23.51 | 23.45 | 23.47 |
| | | 1 | #Mid | -- | -- | 23.02 | 23.43 | 23.44 | 23.46 |
| | | 1 | #Max | -- | -- | 22.98 | 23.43 | 23.31 | 23.37 |
| | | 50% | #0 | -- | -- | 21.91 | 22.29 | 22.30 | 22.41 |
| | | 50% | #Mid | -- | -- | 21.93 | 22.30 | 22.31 | 22.44 |
| | | 50% | #Max | -- | -- | 21.88 | 22.30 | 22.29 | 22.43 |
| | | 100% | -- | -- | -- | 21.91 | 22.33 | 22.32 | 22.39 |
| | 64QAM | 1 | #0 | -- | -- | 22.9 | 23.03 | 22.99 | 22.14 |
| | | 1 | #Mid | -- | -- | 22.79 | 23.04 | 22.71 | 22.07 |
| | | 1 | #Max | -- | -- | 22.81 | 23.02 | 22.67 | 21.82 |
| | | 50% | #0 | -- | -- | 21.75 | 21.82 | 21.69 | 20.86 |
| | | 50% | #Mid | -- | -- | 21.95 | 21.7 | 21.79 | 20.86 |
| | | 50% | #Max | -- | -- | 21.84 | 21.79 | 21.76 | 20.9 |
| | | 100% | -- | -- | -- | 21.82 | 21.74 | 21.77 | 20.84 |

P-Sensor On

| Channel | Modulation | LTE Band 7 | | | | | | | |
|---|---|---|---|---|---|---|---|---|---|
| | | RB | RB | Maximum Conducted Output Power | | | | | |
| | | No. | Offset | 1.4M | 3M | 5M | 10M | 15M | 20M |
| Low | QPSK | 1 | #0 | -- | -- | 16.54 | 16.79 | 16.82 | 17.01 |
| | | 1 | #Mid | -- | -- | 16.53 | 16.83 | 16.86 | 16.97 |
| | | 1 | #Max | -- | -- | 16.56 | 16.75 | 16.97 | 16.95 |
| | | 50% | #0 | -- | -- | 16.65 | 16.76 | 16.93 | 17.03 |
| | | 50% | #Mid | -- | -- | 16.67 | 16.73 | 16.89 | 17.02 |
| | | 50% | #Max | -- | -- | 16.61 | 16.72 | 16.98 | 17.00 |
| | | 100% | -- | -- | -- | 16.58 | 16.79 | 16.97 | 16.99 |
| | 16QAM | 1 | #0 | -- | -- | 16.78 | 17.10 | 16.75 | 16.90 |
| | | 1 | #Mid | -- | -- | 16.71 | 17.10 | 16.89 | 16.97 |
| | | 1 | #Max | -- | -- | 16.69 | 17.09 | 16.99 | 16.96 |
| | | 50% | #0 | -- | -- | 16.61 | 16.78 | 16.65 | 16.85 |
| | | 50% | #Mid | -- | -- | 16.60 | 16.81 | 16.61 | 16.86 |
| | | 50% | #Max | -- | -- | 16.54 | 16.76 | 16.74 | 16.83 |
| | | 100% | -- | -- | -- | 16.49 | 16.82 | 16.71 | 16.80 |
| | 64QAM | 1 | #0 | -- | -- | 16.11 | 16.37 | 16.38 | 16.02 |
| | | 1 | #Mid | -- | -- | 16.13 | 16.06 | 16.38 | 16.38 |
| | | 1 | #Max | -- | -- | 16.14 | 16.15 | 16.39 | 16.56 |
| | | 50% | #0 | -- | -- | 16.13 | 16.04 | 16.08 | 16.26 |
| | | 50% | #Mid | -- | -- | 16.11 | 16.03 | 16.24 | 16.62 |
| | | 50% | #Max | -- | -- | 16.09 | 16.03 | 16.16 | 16.4 |
| | | 100% | -- | -- | -- | 16.3 | 16.26 | 16.39 | 16.68 |
| Mid | QPSK | 1 | #0 | -- | -- | 16.58 | 16.75 | 16.87 | 17.22 |
| | | 1 | #Mid | -- | -- | 16.55 | 16.79 | 16.84 | 17.20 |
| | | 1 | #Max | -- | -- | 16.52 | 16.68 | 16.85 | 17.13 |
| | | 50% | #0 | -- | -- | 16.52 | 16.68 | 16.92 | 17.12 |
| | | 50% | #Mid | -- | -- | 16.54 | 16.72 | 17.00 | 16.96 |
| | | 50% | #Max | -- | -- | 16.54 | 16.71 | 16.95 | 16.96 |
| | | 100% | -- | -- | -- | 16.59 | 16.64 | 16.91 | 17.06 |
| | 16QAM | 1 | #0 | -- | -- | 16.90 | 16.91 | 16.99 | 17.00 |
| | | 1 | #Mid | -- | -- | 16.92 | 16.92 | 16.94 | 16.97 |
| | | 1 | #Max | -- | -- | 16.95 | 16.92 | 16.97 | 16.94 |

| | | | | | | | | | |
|---|---|---|---|---|---|---|---|---|---|
| | | 50% | #0 | -- | -- | 16.49 | 16.74 | 16.97 | 16.65 |
| | | 50% | #Mid | -- | -- | 16.52 | 16.80 | 17.00 | 16.66 |
| | | 50% | #Max | -- | -- | 16.51 | 16.77 | 16.94 | 16.64 |
| | | 100% | -- | -- | -- | 16.45 | 16.70 | 16.98 | 16.65 |
| | 64QAM | 1 | #0 | -- | -- | 16.05 | 16.12 | 16.25 | 16.22 |
| | | 1 | #Mid | -- | -- | 16.06 | 16.08 | 16.09 | 16.27 |
| | | 1 | #Max | -- | -- | 16.07 | 16.12 | 16 | 16.38 |
| | | 50% | #0 | -- | -- | 16.02 | 16.01 | 16.31 | 16.39 |
| | | 50% | #Mid | -- | -- | 16.02 | 16.04 | 16.13 | 16.62 |
| | | 50% | #Max | -- | -- | 16 | 16 | 16.16 | 16.37 |
| | | 100% | -- | -- | -- | 16.23 | 16.21 | 16.36 | 16.62 |
| High | QPSK | 1 | #0 | -- | -- | 16.54 | 16.59 | 16.86 | 17.01 |
| | | 1 | #Mid | -- | -- | 16.59 | 16.60 | 16.83 | 16.99 |
| | | 1 | #Max | -- | -- | 16.57 | 16.62 | 16.86 | 16.90 |
| | | 50% | #0 | -- | -- | 16.53 | 16.65 | 16.90 | 16.99 |
| | | 50% | #Mid | -- | -- | 16.51 | 16.68 | 16.96 | 16.95 |
| | | 50% | #Max | -- | -- | 16.52 | 16.63 | 16.89 | 16.96 |
| | | 100% | -- | -- | -- | 16.54 | 16.61 | 16.89 | 17.00 |
| | 16QAM | 1 | #0 | -- | -- | 16.90 | 16.66 | 16.98 | 16.92 |
| | | 1 | #Mid | -- | -- | 16.93 | 16.57 | 16.94 | 16.98 |
| | | 1 | #Max | -- | -- | 16.90 | 16.61 | 16.97 | 16.92 |
| | | 50% | #0 | -- | -- | 16.41 | 16.67 | 16.91 | 16.59 |
| | | 50% | #Mid | -- | -- | 16.42 | 16.71 | 16.97 | 16.58 |
| | | 50% | #Max | -- | -- | 16.43 | 16.64 | 16.98 | 16.58 |
| | | 100% | -- | -- | -- | 16.42 | 16.68 | 16.96 | 16.51 |
| | 64QAM | 1 | #0 | -- | -- | 16.03 | 16.27 | 16.1 | 16.69 |
| | | 1 | #Mid | -- | -- | 16.2 | 16.19 | 16.12 | 17.18 |
| | | 1 | #Max | -- | -- | 16.17 | 16.27 | 15.82 | 16.79 |
| | | 50% | #0 | -- | -- | 16.01 | 16.06 | 16.17 | 16.41 |
| | | 50% | #Mid | -- | -- | 16.05 | 16.07 | 16.15 | 16.61 |
| | | 50% | #Max | -- | -- | 16.02 | 16.07 | 16.14 | 16.35 |
| | | 100% | -- | -- | -- | 16.21 | 16.16 | 16.37 | 16.59 |

P-Sensor Off

| Channel | Modulation | LTE Band 12 | | | | | | | |
|---|---|---|---|---|---|---|---|---|---|
| | | RB | RB | Maximum Conducted Output Power | | | | | |
| | | No. | Offset | 1.4M | 3M | 5M | 10M | 15M | 20M |
| Low | QPSK | 1 | #0 | 23.31 | 23.35 | 23.39 | 23.54 | -- | -- |
| | | 1 | #Mid | 23.42 | 23.59 | 23.45 | 23.73 | -- | -- |
| | | 1 | #Max | 23.30 | 23.46 | 23.57 | 23.85 | -- | -- |
| | | 50% | #0 | 22.40 | 22.60 | 22.58 | 22.77 | -- | -- |
| | | 50% | #Mid | 22.42 | 22.60 | 22.60 | 22.87 | -- | -- |
| | | 50% | #Max | 22.40 | 22.57 | 22.64 | 22.93 | -- | -- |
| | | 100% | -- | 22.40 | 22.59 | 22.58 | 22.85 | -- | -- |
| | 16QAM | 1 | #0 | 22.68 | 22.62 | 22.67 | 22.91 | -- | -- |
| | | 1 | #Mid | 22.77 | 22.90 | 22.81 | 23.02 | -- | -- |
| | | 1 | #Max | 22.70 | 22.80 | 22.90 | 23.12 | -- | -- |
| | | 50% | #0 | 21.44 | 21.75 | 21.67 | 21.87 | -- | -- |
| | | 50% | #Mid | 21.41 | 21.74 | 21.68 | 21.92 | -- | -- |
| | | 50% | #Max | 21.41 | 21.73 | 21.73 | 22.00 | -- | -- |
| | | 100% | -- | 21.57 | 21.74 | 21.66 | 21.91 | -- | -- |
| | 64QAM | 1 | #0 | 21.65 | 21.69 | 21.64 | 21.63 | -- | -- |
| | | 1 | #Mid | 21.71 | 21.86 | 21.72 | 21.78 | -- | -- |
| | | 1 | #Max | 21.62 | 21.73 | 21.86 | 21.85 | -- | -- |
| | | 50% | #0 | 21.6 | 20.75 | 20.73 | 20.66 | -- | -- |
| | | 50% | #Mid | 21.63 | 20.75 | 20.76 | 20.76 | -- | -- |
| | | 50% | #Max | 21.61 | 20.71 | 20.81 | 20.82 | -- | -- |
| | | 100% | -- | 20.5 | 20.75 | 20.67 | 20.7 | -- | -- |
| Mid | QPSK | 1 | #0 | 23.56 | 23.48 | 23.49 | 23.63 | -- | -- |
| | | 1 | #Mid | 23.61 | 23.69 | 23.60 | 23.80 | -- | -- |
| | | 1 | #Max | 23.50 | 23.54 | 23.58 | 23.94 | -- | -- |
| | | 50% | #0 | 22.69 | 22.64 | 22.64 | 22.91 | -- | -- |
| | | 50% | #Mid | 22.67 | 22.68 | 22.69 | 22.92 | -- | -- |
| | | 50% | #Max | 22.77 | 22.68 | 22.66 | 22.93 | -- | -- |
| | | 100% | -- | 22.62 | 22.70 | 22.70 | 22.89 | -- | -- |
| | 16QAM | 1 | #0 | 22.76 | 22.67 | 22.76 | 22.88 | -- | -- |
| | | 1 | #Mid | 22.84 | 22.91 | 22.80 | 23.03 | -- | -- |
| | | 1 | #Max | 22.81 | 22.81 | 22.86 | 23.18 | -- | -- |

| | | | | | | | | | |
|---|---|---|---|---|---|---|---|---|---|
| | | 50% | #0 | 21.58 | 21.73 | 21.73 | 21.94 | -- | -- |
| | | 50% | #Mid | 21.63 | 21.79 | 21.74 | 21.96 | -- | -- |
| | | 50% | #Max | 21.55 | 21.72 | 21.71 | 21.93 | -- | -- |
| | | 100% | -- | 21.72 | 21.78 | 21.70 | 21.94 | -- | -- |
| | 64QAM | 1 | #0 | 21.75 | 21.7 | 21.74 | 21.67 | -- | -- |
| | | 1 | #Mid | 21.85 | 21.93 | 21.83 | 21.81 | -- | -- |
| | | 1 | #Max | 21.74 | 21.81 | 21.83 | 22.06 | -- | -- |
| | | 50% | #0 | 21.76 | 20.76 | 20.77 | 20.8 | -- | -- |
| | | 50% | #Mid | 21.76 | 20.8 | 20.81 | 20.77 | -- | -- |
| | | 50% | #Max | 21.75 | 20.75 | 20.79 | 20.77 | -- | -- |
| | | 100% | -- | 20.68 | 20.72 | 20.73 | 20.75 | -- | -- |
| High | QPSK | 1 | #0 | 23.62 | 23.57 | 23.61 | 23.73 | -- | -- |
| | | 1 | #Mid | 23.66 | 23.76 | 23.59 | 23.82 | -- | -- |
| | | 1 | #Max | 23.59 | 23.68 | 23.67 | 23.91 | -- | -- |
| | | 50% | #0 | 22.62 | 22.61 | 22.65 | 22.80 | -- | -- |
| | | 50% | #Mid | 22.67 | 22.75 | 22.68 | 22.82 | -- | -- |
| | | 50% | #Max | 22.66 | 22.76 | 22.67 | 22.88 | -- | -- |
| | | 100% | -- | 22.71 | 22.67 | 22.66 | 22.82 | -- | -- |
| | 16QAM | 1 | #0 | 22.86 | 22.90 | 22.88 | 22.98 | -- | -- |
| | | 1 | #Mid | 22.90 | 23.03 | 22.93 | 23.12 | -- | -- |
| | | 1 | #Max | 22.75 | 22.90 | 22.94 | 23.16 | -- | -- |
| | | 50% | #0 | 21.68 | 21.75 | 21.76 | 21.89 | -- | -- |
| | | 50% | #Mid | 21.69 | 21.87 | 21.77 | 21.92 | -- | -- |
| | | 50% | #Max | 21.67 | 21.82 | 21.74 | 21.97 | -- | -- |
| | | 100% | -- | 21.84 | 21.74 | 21.71 | 21.90 | -- | -- |
| | 64QAM | 1 | #0 | 21.78 | 21.85 | 21.83 | 21.84 | -- | -- |
| | | 1 | #Mid | 21.87 | 22.04 | 21.91 | 21.95 | -- | -- |
| | | 1 | #Max | 21.86 | 21.9 | 21.93 | 22.01 | -- | -- |
| | | 50% | #0 | 21.85 | 20.8 | 20.85 | 20.71 | -- | -- |
| | | 50% | #Mid | 21.86 | 20.92 | 20.87 | 20.75 | -- | -- |
| | | 50% | #Max | 21.85 | 20.93 | 20.83 | 20.78 | -- | -- |
| | | 100% | -- | 20.8 | 20.76 | 20.77 | 20.74 | -- | -- |

P-Sensor On

| Channel | Modulation | LTE Band 12 | | | | | | | |
|---|---|---|---|---|---|---|---|---|---|
| | | RB | RB | Maximum Conducted Output Power | | | | | |
| | | No. | Offset | 1.4M | 3M | 5M | 10M | 15M | 20M |
| Low | QPSK | 1 | #0 | 19.01 | 19.07 | 19.08 | 19.17 | -- | -- |
| | | 1 | #Mid | 19.00 | 19.09 | 19.06 | 19.29 | -- | -- |
| | | 1 | #Max | 19.03 | 19.08 | 19.03 | 19.41 | -- | -- |
| | | 50% | #0 | 18.69 | 19.05 | 19.02 | 19.02 | -- | -- |
| | | 50% | #Mid | 19.01 | 19.06 | 19.01 | 19.00 | -- | -- |
| | | 50% | #Max | 19.03 | 19.05 | 19.08 | 19.00 | -- | -- |
| | | 100% | -- | 19.00 | 19.00 | 19.00 | 19.00 | -- | -- |
| | 16QAM | 1 | #0 | 19.05 | 19.00 | 19.06 | 19.00 | -- | -- |
| | | 1 | #Mid | 19.01 | 19.03 | 19.06 | 19.01 | -- | -- |
| | | 1 | #Max | 19.03 | 19.05 | 19.01 | 19.02 | -- | -- |
| | | 50% | #0 | 19.07 | 19.03 | 19.06 | 19.01 | -- | -- |
| | | 50% | #Mid | 19.00 | 19.07 | 19.05 | 19.05 | -- | -- |
| | | 50% | #Max | 19.01 | 19.07 | 19.01 | 19.02 | -- | -- |
| | | 100% | -- | 19.06 | 19.01 | 19.03 | 19.01 | -- | -- |
| | 64QAM | 1 | #0 | 19.02 | 19.06 | 19.07 | 19.01 | -- | -- |
| | | 1 | #Mid | 19.07 | 19.07 | 19.11 | 19.07 | -- | -- |
| | | 1 | #Max | 19.04 | 19.06 | 19.23 | 19.06 | -- | -- |
| | | 50% | #0 | 19.09 | 19.06 | 19.05 | 19.02 | -- | -- |
| | | 50% | #Mid | 19.02 | 19.04 | 19.03 | 19.09 | -- | -- |
| | | 50% | #Max | 19.06 | 19.03 | 19.15 | 19.05 | -- | -- |
| | | 100% | -- | 19.04 | 19.09 | 19.06 | 19 | -- | -- |
| Mid | QPSK | 1 | #0 | 19.21 | 19.18 | 19.06 | 19.38 | -- | -- |
| | | 1 | #Mid | 19.18 | 19.42 | 19.01 | 19.49 | -- | -- |
| | | 1 | #Max | 19.01 | 19.32 | 19.11 | 19.51 | -- | -- |
| | | 50% | #0 | 19.04 | 19.08 | 19.07 | 19.12 | -- | -- |
| | | 50% | #Mid | 19.07 | 19.09 | 19.00 | 19.03 | -- | -- |
| | | 50% | #Max | 19.02 | 19.06 | 19.07 | 19.08 | -- | -- |
| | | 100% | -- | 19.09 | 19.07 | 19.08 | 19.13 | -- | -- |
| | 16QAM | 1 | #0 | 19.08 | 19.07 | 19.04 | 19.05 | -- | -- |
| | | 1 | #Mid | 19.03 | 19.03 | 19.03 | 19.05 | -- | -- |
| | | 1 | #Max | 19.04 | 19.07 | 19.03 | 19.01 | -- | -- |

| | | | | | | | | | |
|---|---|---|---|---|---|---|---|---|---|
| | | 50% | #0 | 19.01 | 19.06 | 19.07 | 19.01 | -- | -- |
| | | 50% | #Mid | 9.05 | 19.09 | 19.06 | 19.02 | -- | -- |
| | | 50% | #Max | 19.01 | 19.06 | 19.06 | 19.04 | -- | -- |
| | | 100% | -- | 19.03 | 19.02 | 19.07 | 19.02 | -- | -- |
| | 64QAM | 1 | #0 | 19.03 | 19.04 | 19.03 | 19.03 | -- | -- |
| | | 1 | #Mid | 19.05 | 19.13 | 19.02 | 19.26 | -- | -- |
| | | 1 | #Max | 19 | 19.09 | 19.08 | 19.4 | -- | -- |
| | | 50% | #0 | 19.1 | 19.07 | 19.06 | 19.05 | -- | -- |
| | | 50% | #Mid | 19.18 | 19.04 | 19.08 | 19.09 | -- | -- |
| | | 50% | #Max | 19.11 | 19 | 19.07 | 19.08 | -- | -- |
| | | 100% | -- | 19.09 | 19.02 | 19.02 | 19.03 | -- | -- |
| High | QPSK | 1 | #0 | 19.05 | 19.02 | 19.01 | 19.02 | -- | -- |
| | | 1 | #Mid | 19.04 | 19.01 | 19.01 | 19.07 | -- | -- |
| | | 1 | #Max | 19.09 | 19.00 | 19.02 | 19.10 | -- | -- |
| | | 50% | #0 | 19.08 | 19.09 | 19.06 | 19.10 | -- | -- |
| | | 50% | #Mid | 19.07 | 19.01 | 19.04 | 19.00 | -- | -- |
| | | 50% | #Max | 19.04 | 19.05 | 19.01 | 19.02 | -- | -- |
| | | 100% | -- | 19.02 | 19.05 | 19.00 | 19.07 | -- | -- |
| | 16QAM | 1 | #0 | 19.02 | 19.03 | 19.06 | 19.06 | -- | -- |
| | | 1 | #Mid | 19.05 | 19.04 | 19.07 | 19.06 | -- | -- |
| | | 1 | #Max | 19.04 | 19.01 | 19.04 | 19.05 | -- | -- |
| | | 50% | #0 | 19.00 | 19.02 | 19.05 | 19.05 | -- | -- |
| | | 50% | #Mid | 19.02 | 19.05 | 19.00 | 19.07 | -- | -- |
| | | 50% | #Max | 19.03 | 19.03 | 19.06 | 19.05 | -- | -- |
| | | 100% | -- | 19.04 | 19.04 | 16.05 | 19.07 | -- | -- |
| | 64QAM | 1 | #0 | 19.23 | 19.33 | 19.23 | 19.07 | -- | -- |
| | | 1 | #Mid | 19.3 | 19.43 | 19.27 | 19.03 | -- | -- |
| | | 1 | #Max | 19.22 | 19.39 | 19.33 | 19.1 | -- | -- |
| | | 50% | #0 | 19.11 | 19.06 | 19.1 | 19.01 | -- | -- |
| | | 50% | #Mid | 19.15 | 19.2 | 19.13 | 19.02 | -- | -- |
| | | 50% | #Max | 19.14 | 19.15 | 19.1 | 19.1 | -- | -- |
| | | 100% | -- | 19.04 | 19.01 | 19.01 | 19.02 | -- | -- |

P-Sensor Off

| Channel | Modulation | LTE Band 13 | | | | | | | |
|---|---|---|---|---|---|---|---|---|---|
| | | RB | RB | Maximum Conducted Output Power | | | | | |
| | | No. | Offset | 1.4M | 3M | 5M | 10M | 15M | 20M |
| Low | QPSK | 1 | #0 | -- | -- | 24.24 | -- | -- | -- |
| | | 1 | #Mid | -- | -- | 24.22 | -- | -- | -- |
| | | 1 | #Max | -- | -- | 24.22 | -- | -- | -- |
| | | 50% | #0 | -- | -- | 23.28 | -- | -- | -- |
| | | 50% | #Mid | -- | -- | 23.30 | -- | -- | -- |
| | | 50% | #Max | -- | -- | 23.25 | -- | -- | -- |
| | | 100% | -- | -- | -- | 23.27 | -- | -- | -- |
| | 16QAM | 1 | #0 | -- | -- | 23.33 | -- | -- | -- |
| | | 1 | #Mid | -- | -- | 23.33 | -- | -- | -- |
| | | 1 | #Max | -- | -- | 23.27 | -- | -- | -- |
| | | 50% | #0 | -- | -- | 22.29 | -- | -- | -- |
| | | 50% | #Mid | -- | -- | 22.36 | -- | -- | -- |
| | | 50% | #Max | -- | -- | 22.33 | -- | -- | -- |
| | | 100% | -- | -- | -- | 22.42 | -- | -- | -- |
| | 64QAM | 1 | #0 | -- | -- | 22.35 | -- | -- | -- |
| | | 1 | #Mid | -- | -- | 22.43 | -- | -- | -- |
| | | 1 | #Max | -- | -- | 22.41 | -- | -- | -- |
| | | 50% | #0 | -- | -- | 21.38 | -- | -- | -- |
| | | 50% | #Mid | -- | -- | 21.38 | -- | -- | -- |
| | | 50% | #Max | -- | -- | 21.35 | -- | -- | -- |
| | | 100% | -- | -- | -- | 21.35 | -- | -- | -- |
| Mid | QPSK | 1 | #0 | -- | -- | 24.19 | 24.25 | -- | -- |
| | | 1 | #Mid | -- | -- | 24.21 | 24.21 | -- | -- |
| | | 1 | #Max | -- | -- | 24.10 | 24.11 | -- | -- |
| | | 50% | #0 | -- | -- | 23.25 | 23.27 | -- | -- |
| | | 50% | #Mid | -- | -- | 23.26 | 23.29 | -- | -- |
| | | 50% | #Max | -- | -- | 23.24 | 23.23 | -- | -- |
| | | 100% | -- | -- | -- | 23.25 | 23.22 | -- | -- |
| | 16QAM | 1 | #0 | -- | -- | 23.23 | 23.27 | -- | -- |
| | | 1 | #Mid | -- | -- | 23.22 | 23.34 | -- | -- |
| | | 1 | #Max | -- | -- | 23.26 | 23.17 | -- | -- |

| | | | | | | | | | |
|---|---|---|---|---|---|---|---|---|---|
| | | 50% | #0 | -- | -- | 22.33 | 22.38 | -- | -- |
| | | 50% | #Mid | -- | -- | 22.36 | 22.39 | -- | -- |
| | | 50% | #Max | -- | -- | 22.30 | 22.33 | -- | -- |
| | | 100% | -- | -- | -- | 22.33 | 22.29 | -- | -- |
| | 64QAM | 1 | #0 | -- | -- | 22.35 | 22.37 | -- | -- |
| | | 1 | #Mid | -- | -- | 22.35 | 22.39 | -- | -- |
| | | 1 | #Max | -- | -- | 22.23 | 22.18 | -- | -- |
| | | 50% | #0 | -- | -- | 21.31 | 21.29 | -- | -- |
| | | 50% | #Mid | -- | -- | 21.37 | 21.31 | -- | -- |
| | | 50% | #Max | -- | -- | 21.34 | 21.3 | -- | -- |
| | | 100% | -- | -- | -- | 21.28 | 21.27 | -- | -- |
| High | QPSK | 1 | #0 | -- | -- | 24.11 | -- | -- | -- |
| | | 1 | #Mid | -- | -- | 23.96 | -- | -- | -- |
| | | 1 | #Max | -- | -- | 23.96 | -- | -- | -- |
| | | 50% | #0 | -- | -- | 23.25 | -- | -- | -- |
| | | 50% | #Mid | -- | -- | 23.24 | -- | -- | -- |
| | | 50% | #Max | -- | -- | 23.11 | -- | -- | -- |
| | | 100% | -- | -- | -- | 23.22 | -- | -- | -- |
| | 16QAM | 1 | #0 | -- | -- | 23.24 | -- | -- | -- |
| | | 1 | #Mid | -- | -- | 23.22 | -- | -- | -- |
| | | 1 | #Max | -- | -- | 23.16 | -- | -- | -- |
| | | 50% | #0 | -- | -- | 22.33 | -- | -- | -- |
| | | 50% | #Mid | -- | -- | 22.32 | -- | -- | -- |
| | | 50% | #Max | -- | -- | 22.15 | -- | -- | -- |
| | | 100% | -- | -- | -- | 22.29 | -- | -- | -- |
| | 64QAM | 1 | #0 | -- | -- | 22.39 | -- | -- | -- |
| | | 1 | #Mid | -- | -- | 22.29 | -- | -- | -- |
| | | 1 | #Max | -- | -- | 22.15 | -- | -- | -- |
| | | 50% | #0 | -- | -- | 21.29 | -- | -- | -- |
| | | 50% | #Mid | -- | -- | 21.32 | -- | -- | -- |
| | | 50% | #Max | -- | -- | 21.16 | -- | -- | -- |
| | | 100% | -- | -- | -- | 21.25 | -- | -- | -- |

P-Sensor On

| Channel | Modulation | LTE Band 13 | | | | | | | |
|---|---|---|---|---|---|---|---|---|---|
| | | RB | RB | Maximum Conducted Output Power | | | | | |
| | | No. | Offset | 1.4M | 3M | 5M | 10M | 15M | 20M |
| Low | QPSK | 1 | #0 | -- | -- | 19.51 | -- | -- | -- |
| | | 1 | #Mid | -- | -- | 19.51 | -- | -- | -- |
| | | 1 | #Max | -- | -- | 19.44 | -- | -- | -- |
| | | 50% | #0 | -- | -- | 19.54 | -- | -- | -- |
| | | 50% | #Mid | -- | -- | 19.57 | -- | -- | -- |
| | | 50% | #Max | -- | -- | 19.50 | -- | -- | -- |
| | | 100% | -- | -- | -- | 19.48 | -- | -- | -- |
| | 16QAM | 1 | #0 | -- | -- | 19.42 | -- | -- | -- |
| | | 1 | #Mid | -- | -- | 15.49 | -- | -- | -- |
| | | 1 | #Max | -- | -- | 19.50 | -- | -- | -- |
| | | 50% | #0 | -- | -- | 19.52 | -- | -- | -- |
| | | 50% | #Mid | -- | -- | 19.49 | -- | -- | -- |
| | | 50% | #Max | -- | -- | 19.43 | -- | -- | -- |
| | | 100% | -- | -- | -- | 19.50 | -- | -- | -- |
| | 64QAM | 1 | #0 | -- | -- | 19.05 | -- | -- | -- |
| | | 1 | #Mid | -- | -- | 19.08 | -- | -- | -- |
| | | 1 | #Max | -- | -- | 19.05 | -- | -- | -- |
| | | 50% | #0 | -- | -- | 19.07 | -- | -- | -- |
| | | 50% | #Mid | -- | -- | 19.07 | -- | -- | -- |
| | | 50% | #Max | -- | -- | 19.04 | -- | -- | -- |
| | | 100% | -- | -- | -- | 19.08 | -- | -- | -- |
| Mid | QPSK | 1 | #0 | -- | -- | 19.44 | 19.75 | -- | -- |
| | | 1 | #Mid | -- | -- | 19.45 | 19.70 | -- | -- |
| | | 1 | #Max | -- | -- | 19.33 | 19.41 | -- | -- |
| | | 50% | #0 | -- | -- | 19.49 | 19.52 | -- | -- |
| | | 50% | #Mid | -- | -- | 19.53 | 19.52 | -- | -- |
| | | 50% | #Max | -- | -- | 19.47 | 19.48 | -- | -- |
| | | 100% | -- | -- | -- | 19.50 | 19.56 | -- | -- |
| | 16QAM | 1 | #0 | -- | -- | 19.43 | 19.45 | -- | -- |
| | | 1 | #Mid | -- | -- | 19.41 | 19.46 | -- | -- |
| | | 1 | #Max | -- | -- | 19.45 | 19.35 | -- | -- |

| | | | | | | | | | |
|---|---|---|---|---|---|---|---|---|---|
| | | 50% | #0 | -- | -- | 19.42 | 19.37 | -- | -- |
| | | 50% | #Mid | -- | -- | 19.44 | 19.40 | -- | -- |
| | | 50% | #Max | -- | -- | 19.44 | 19.32 | -- | -- |
| | | 100% | -- | -- | -- | 19.46 | 19.36 | -- | -- |
| | 64QAM | 1 | #0 | -- | -- | 19.07 | 19.02 | -- | -- |
| | | 1 | #Mid | -- | -- | 19.01 | 19.01 | -- | -- |
| | | 1 | #Max | -- | -- | 19.01 | 19.01 | -- | -- |
| | | 50% | #0 | -- | -- | 19.07 | 19.07 | -- | -- |
| | | 50% | #Mid | -- | -- | 19.04 | 19.09 | -- | -- |
| | | 50% | #Max | -- | -- | 19.02 | 19.06 | -- | -- |
| | | 100% | -- | -- | -- | 19.04 | 19.03 | -- | -- |
| High | QPSK | 1 | #0 | -- | -- | 19.36 | -- | -- | -- |
| | | 1 | #Mid | -- | -- | 19.19 | -- | -- | -- |
| | | 1 | #Max | -- | -- | 19.21 | -- | -- | -- |
| | | 50% | #0 | -- | -- | 19.38 | -- | -- | -- |
| | | 50% | #Mid | -- | -- | 19.37 | -- | -- | -- |
| | | 50% | #Max | -- | -- | 19.24 | -- | -- | -- |
| | | 100% | -- | -- | -- | 19.34 | -- | -- | -- |
| | 16QAM | 1 | #0 | -- | -- | 19.33 | -- | -- | -- |
| | | 1 | #Mid | -- | -- | 19.38 | -- | -- | -- |
| | | 1 | #Max | -- | -- | 19.40 | -- | -- | -- |
| | | 50% | #0 | -- | -- | 19.40 | -- | -- | -- |
| | | 50% | #Mid | -- | -- | 19.43 | -- | -- | -- |
| | | 50% | #Max | -- | -- | 19.28 | -- | -- | -- |
| | | 100% | -- | -- | -- | 19.42 | -- | -- | -- |
| | 64QAM | 1 | #0 | -- | -- | 19.2 | -- | -- | -- |
| | | 1 | #Mid | -- | -- | 19.07 | -- | -- | -- |
| | | 1 | #Max | -- | -- | 19.02 | -- | -- | -- |
| | | 50% | #0 | -- | -- | 19.06 | -- | -- | -- |
| | | 50% | #Mid | -- | -- | 19.09 | -- | -- | -- |
| | | 50% | #Max | -- | -- | 19.02 | -- | -- | -- |
| | | 100% | -- | -- | -- | 19.06 | -- | -- | -- |

P-Sensor Off

| Channel | Modulation | LTE Band 14 | | | | | | | |
|---|---|---|---|---|---|---|---|---|---|
| | | RB | RB | Maximum Conducted Output Power | | | | | |
| | | No. | Offset | 1.4M | 3M | 5M | 10M | 15M | 20M |
| Low | QPSK | 1 | #0 | -- | -- | 23.71 | -- | -- | -- |
| | | 1 | #Mid | -- | -- | 23.81 | -- | -- | -- |
| | | 1 | #Max | -- | -- | 23.63 | -- | -- | -- |
| | | 50% | #0 | -- | -- | 22.85 | -- | -- | -- |
| | | 50% | #Mid | -- | -- | 22.86 | -- | -- | -- |
| | | 50% | #Max | -- | -- | 22.88 | -- | -- | -- |
| | | 100% | -- | -- | -- | 22.93 | -- | -- | -- |
| | 16QAM | 1 | #0 | -- | -- | 22.95 | -- | -- | -- |
| | | 1 | #Mid | -- | -- | 22.92 | -- | -- | -- |
| | | 1 | #Max | -- | -- | 22.95 | -- | -- | -- |
| | | 50% | #0 | -- | -- | 21.96 | -- | -- | -- |
| | | 50% | #Mid | -- | -- | 21.96 | -- | -- | -- |
| | | 50% | #Max | -- | -- | 21.86 | -- | -- | -- |
| | | 100% | -- | -- | -- | 21.97 | -- | -- | -- |
| | 64QAM | 1 | #0 | -- | -- | 22.91 | -- | -- | -- |
| | | 1 | #Mid | -- | -- | 22.96 | -- | -- | -- |
| | | 1 | #Max | -- | -- | 22.9 | -- | -- | -- |
| | | 50% | #0 | -- | -- | 21.82 | -- | -- | -- |
| | | 50% | #Mid | -- | -- | 21.9 | -- | -- | -- |
| | | 50% | #Max | -- | -- | 22.06 | -- | -- | -- |
| | | 100% | -- | -- | -- | 21.95 | -- | -- | -- |
| Mid | QPSK | 1 | #0 | -- | -- | 23.66 | 24.04 | -- | -- |
| | | 1 | #Mid | -- | -- | 23.73 | 23.90 | -- | -- |
| | | 1 | #Max | -- | -- | 23.68 | 23.89 | -- | -- |
| | | 50% | #0 | -- | -- | 22.84 | 22.95 | -- | -- |
| | | 50% | #Mid | -- | -- | 22.90 | 22.97 | -- | -- |
| | | 50% | #Max | -- | -- | 22.87 | 22.89 | -- | -- |
| | | 100% | -- | -- | -- | 22.90 | 23.00 | -- | -- |
| | 16QAM | 1 | #0 | -- | -- | 22.87 | 23.19 | -- | -- |
| | | 1 | #Mid | -- | -- | 22.92 | 23.09 | -- | -- |
| | | 1 | #Max | -- | -- | 22.88 | 23.24 | -- | -- |

| | | | | | | | | | |
|---|---|---|---|---|---|---|---|---|---|
| | | 50% | #0 | -- | -- | 21.93 | 22.06 | -- | -- |
| | | 50% | #Mid | -- | -- | 21.85 | 21.98 | -- | -- |
| | | 50% | #Max | -- | -- | 21.86 | 22.08 | -- | -- |
| | | 100% | -- | -- | -- | 21.87 | 21.95 | -- | -- |
| | 64QAM | 1 | #0 | -- | -- | 22.82 | 22 | -- | -- |
| | | 1 | #Mid | -- | -- | 22.82 | 22.08 | -- | -- |
| | | 1 | #Max | -- | -- | 22.79 | 22.03 | -- | -- |
| | | 50% | #0 | -- | -- | 21.67 | 20.85 | -- | -- |
| | | 50% | #Mid | -- | -- | 21.74 | 20.92 | -- | -- |
| | | 50% | #Max | -- | -- | 21.71 | 20.83 | -- | -- |
| | | 100% | -- | -- | -- | 21.92 | 20.89 | -- | -- |
| High | QPSK | 1 | #0 | -- | -- | 23.66 | -- | -- | -- |
| | | 1 | #Mid | -- | -- | 23.60 | -- | -- | -- |
| | | 1 | #Max | -- | -- | 23.64 | -- | -- | -- |
| | | 50% | #0 | -- | -- | 22.77 | -- | -- | -- |
| | | 50% | #Mid | -- | -- | 22.83 | -- | -- | -- |
| | | 50% | #Max | -- | -- | 22.71 | -- | -- | -- |
| | | 100% | -- | -- | -- | 22.72 | -- | -- | -- |
| | 16QAM | 1 | #0 | -- | -- | 23.17 | -- | -- | -- |
| | | 1 | #Mid | -- | -- | 23.12 | -- | -- | -- |
| | | 1 | #Max | -- | -- | 23.15 | -- | -- | -- |
| | | 50% | #0 | -- | -- | 21.83 | -- | -- | -- |
| | | 50% | #Mid | -- | -- | 21.78 | -- | -- | -- |
| | | 50% | #Max | -- | -- | 21.78 | -- | -- | -- |
| | | 100% | -- | -- | -- | 21.86 | -- | -- | -- |
| | 64QAM | 1 | #0 | -- | -- | 22.82 | -- | -- | -- |
| | | 1 | #Mid | -- | -- | 22.82 | -- | -- | -- |
| | | 1 | #Max | -- | -- | 22.79 | -- | -- | -- |
| | | 50% | #0 | -- | -- | 21.67 | -- | -- | -- |
| | | 50% | #Mid | -- | -- | 21.74 | -- | -- | -- |
| | | 50% | #Max | -- | -- | 21.71 | -- | -- | -- |
| | | 100% | -- | -- | -- | 21.92 | -- | -- | -- |

P-Sensor On

| Channel | Modulation | LTE Band 14 | | | | | | | |
|---|---|---|---|---|---|---|---|---|---|
| | | RB | RB | Maximum Conducted Output Power | | | | | |
| | | No. | Offset | 1.4M | 3M | 5M | 10M | 15M | 20M |
| Low | QPSK | 1 | #0 | -- | -- | 19.40 | -- | -- | -- |
| | | 1 | #Mid | -- | -- | 19.50 | -- | -- | -- |
| | | 1 | #Max | -- | -- | 19.56 | -- | -- | -- |
| | | 50% | #0 | -- | -- | 19.43 | -- | -- | -- |
| | | 50% | #Mid | -- | -- | 19.37 | -- | -- | -- |
| | | 50% | #Max | -- | -- | 19.34 | -- | -- | -- |
| | | 100% | -- | -- | -- | 19.50 | -- | -- | -- |
| | 16QAM | 1 | #0 | -- | -- | 19.59 | -- | -- | -- |
| | | 1 | #Mid | -- | -- | 19.60 | -- | -- | -- |
| | | 1 | #Max | -- | -- | 19.55 | -- | -- | -- |
| | | 50% | #0 | -- | -- | 19.44 | -- | -- | -- |
| | | 50% | #Mid | -- | -- | 19.39 | -- | -- | -- |
| | | 50% | #Max | -- | -- | 19.39 | -- | -- | -- |
| | | 100% | -- | -- | -- | 19.52 | -- | -- | -- |
| | 64QAM | 1 | #0 | -- | -- | 19.57 | -- | -- | -- |
| | | 1 | #Mid | -- | -- | 19.5 | -- | -- | -- |
| | | 1 | #Max | -- | -- | 19.42 | -- | -- | -- |
| | | 50% | #0 | -- | -- | 19.25 | -- | -- | -- |
| | | 50% | #Mid | -- | -- | 19.3 | -- | -- | -- |
| | | 50% | #Max | -- | -- | 19.27 | -- | -- | -- |
| | | 100% | -- | -- | -- | 19.36 | -- | -- | -- |
| Mid | QPSK | 1 | #0 | -- | -- | 19.27 | 19.78 | -- | -- |
| | | 1 | #Mid | -- | -- | 19.44 | 19.65 | -- | -- |
| | | 1 | #Max | -- | -- | 19.27 | 19.74 | -- | -- |
| | | 50% | #0 | -- | -- | 19.36 | 19.79 | -- | -- |
| | | 50% | #Mid | -- | -- | 19.32 | 19.59 | -- | -- |
| | | 50% | #Max | -- | -- | 19.35 | 19.65 | -- | -- |
| | | 100% | -- | -- | -- | 19.47 | 19.77 | -- | -- |
| | 16QAM | 1 | #0 | -- | -- | 19.66 | 19.67 | -- | -- |
| | | 1 | #Mid | -- | -- | 19.60 | 19.60 | -- | -- |
| | | 1 | #Max | -- | -- | 19.47 | 19.67 | -- | -- |

| | | | | | | | | | |
|---|---|---|---|---|---|---|---|---|---|
| | | 50% | #0 | -- | -- | 19.47 | 19.65 | -- | -- |
| | | 50% | #Mid | -- | -- | 19.37 | 19.58 | -- | -- |
| | | 50% | #Max | -- | -- | 19.41 | 19.59 | -- | -- |
| | | 100% | -- | -- | -- | 19.44 | 19.70 | -- | -- |
| | 64QAM | 1 | #0 | -- | -- | 19.51 | 19.43 | -- | -- |
| | | 1 | #Mid | -- | -- | 19.1 | 19.6 | -- | -- |
| | | 1 | #Max | -- | -- | 19.32 | 19.54 | -- | -- |
| | | 50% | #0 | -- | -- | 19.24 | 19.33 | -- | -- |
| | | 50% | #Mid | -- | -- | 19.3 | 19.3 | -- | -- |
| | | 50% | #Max | -- | -- | 19.12 | 19.22 | -- | -- |
| | | 100% | -- | -- | -- | 19.32 | 19.37 | -- | -- |
| High | QPSK | 1 | #0 | -- | -- | 19.28 | -- | -- | -- |
| | | 1 | #Mid | -- | -- | 19.48 | -- | -- | -- |
| | | 1 | #Max | -- | -- | 19.53 | -- | -- | -- |
| | | 50% | #0 | -- | -- | 19.39 | -- | -- | -- |
| | | 50% | #Mid | -- | -- | 19.34 | -- | -- | -- |
| | | 50% | #Max | -- | -- | 19.38 | -- | -- | -- |
| | | 100% | -- | -- | -- | 19.43 | -- | -- | -- |
| | 16QAM | 1 | #0 | -- | -- | 19.76 | -- | -- | -- |
| | | 1 | #Mid | -- | -- | 19.79 | -- | -- | -- |
| | | 1 | #Max | -- | -- | 19.67 | -- | -- | -- |
| | | 50% | #0 | -- | -- | 19.36 | -- | -- | -- |
| | | 50% | #Mid | -- | -- | 19.39 | -- | -- | -- |
| | | 50% | #Max | -- | -- | 19.51 | -- | -- | -- |
| | | 100% | -- | -- | -- | 19.45 | -- | -- | -- |
| | 64QAM | 1 | #0 | -- | -- | 19.32 | -- | -- | -- |
| | | 1 | #Mid | -- | -- | 19.53 | -- | -- | -- |
| | | 1 | #Max | -- | -- | 19.35 | -- | -- | -- |
| | | 50% | #0 | -- | -- | 19.24 | -- | -- | -- |
| | | 50% | #Mid | -- | -- | 19.28 | -- | -- | -- |
| | | 50% | #Max | -- | -- | 19.35 | -- | -- | -- |
| | | 100% | -- | -- | -- | 19.3 | -- | -- | -- |

P-Sensor Off

| Channel | Modulation | LTE Band 17 | | | | | | | |
|---|---|---|---|---|---|---|---|---|---|
| | | RB | RB | Maximum Conducted Output Power | | | | | |
| | | No. | Offset | 1.4M | 3M | 5M | 10M | 15M | 20M |
| Low | QPSK | 1 | #0 | -- | -- | 23.30 | 23.41 | -- | -- |
| | | 1 | #Mid | -- | -- | 23.42 | 23.47 | -- | -- |
| | | 1 | #Max | -- | -- | 23.41 | 23.48 | -- | -- |
| | | 50% | #0 | -- | -- | 22.45 | 22.58 | -- | -- |
| | | 50% | #Mid | -- | -- | 22.44 | 22.55 | -- | -- |
| | | 50% | #Max | -- | -- | 22.49 | 22.56 | -- | -- |
| | | 100% | -- | -- | -- | 22.50 | 22.58 | -- | -- |
| | 16QAM | 1 | #0 | -- | -- | 22.47 | 22.99 | -- | -- |
| | | 1 | #Mid | -- | -- | 22.60 | 22.98 | -- | -- |
| | | 1 | #Max | -- | -- | 22.62 | 23.12 | -- | -- |
| | | 50% | #0 | -- | -- | 21.49 | 21.74 | -- | -- |
| | | 50% | #Mid | -- | -- | 21.54 | 21.70 | -- | -- |
| | | 50% | #Max | -- | -- | 21.50 | 21.74 | -- | -- |
| | | 100% | -- | -- | -- | 21.47 | 21.69 | -- | -- |
| | 64QAM | 1 | #0 | -- | -- | 22.32 | 21.69 | -- | -- |
| | | 1 | #Mid | -- | -- | 22.22 | 21.39 | -- | -- |
| | | 1 | #Max | -- | -- | 22.24 | 21.79 | -- | -- |
| | | 50% | #0 | -- | -- | 21.61 | 20.48 | -- | -- |
| | | 50% | #Mid | -- | -- | 21.67 | 20.6 | -- | -- |
| | | 50% | #Max | -- | -- | 21.49 | 20.53 | -- | -- |
| | | 100% | -- | -- | -- | 21.6 | 20.46 | -- | -- |
| Mid | QPSK | 1 | #0 | -- | -- | 23.44 | 23.44 | -- | -- |
| | | 1 | #Mid | -- | -- | 23.45 | 23.41 | -- | -- |
| | | 1 | #Max | -- | -- | 23.53 | 23.76 | -- | -- |
| | | 50% | #0 | -- | -- | 22.45 | 22.55 | -- | -- |
| | | 50% | #Mid | -- | -- | 22.42 | 22.61 | -- | -- |
| | | 50% | #Max | -- | -- | 22.40 | 22.55 | -- | -- |
| | | 100% | -- | -- | -- | 22.43 | 22.58 | -- | -- |
| | 16QAM | 1 | #0 | -- | -- | 22.88 | 22.59 | -- | -- |
| | | 1 | #Mid | -- | -- | 22.64 | 22.76 | -- | -- |
| | | 1 | #Max | -- | -- | 22.66 | 22.87 | -- | -- |

| | | | | | | | | | |
|---|---|---|---|---|---|---|---|---|---|
| | | 50% | #0 | -- | -- | 21.53 | 21.63 | -- | -- |
| | | 50% | #Mid | -- | -- | 21.60 | 21.70 | -- | -- |
| | | 50% | #Max | -- | -- | 21.59 | 21.56 | -- | -- |
| | | 100% | -- | -- | -- | 21.57 | 21.62 | -- | -- |
| | 64QAM | 1 | #0 | -- | -- | 22.46 | 21.61 | -- | -- |
| | | 1 | #Mid | -- | -- | 22.59 | 21.4 | -- | -- |
| | | 1 | #Max | -- | -- | 22.57 | 21.56 | -- | -- |
| | | 50% | #0 | -- | -- | 21.45 | 20.47 | -- | -- |
| | | 50% | #Mid | -- | -- | 21.5 | 20.55 | -- | -- |
| | | 50% | #Max | -- | -- | 21.49 | 20.51 | -- | -- |
| | | 100% | -- | -- | -- | 21.61 | 20.47 | -- | -- |
| High | QPSK | 1 | #0 | -- | -- | 23.39 | 23.50 | -- | -- |
| | | 1 | #Mid | -- | -- | 23.38 | 23.50 | -- | -- |
| | | 1 | #Max | -- | -- | 23.48 | 23.59 | -- | -- |
| | | 50% | #0 | -- | -- | 22.40 | 22.54 | -- | -- |
| | | 50% | #Mid | -- | -- | 22.47 | 22.58 | -- | -- |
| | | 50% | #Max | -- | -- | 22.43 | 22.68 | -- | -- |
| | | 100% | -- | -- | -- | 22.50 | 22.54 | -- | -- |
| | 16QAM | 1 | #0 | -- | -- | 22.66 | 22.89 | -- | -- |
| | | 1 | #Mid | -- | -- | 22.94 | 23.07 | -- | -- |
| | | 1 | #Max | -- | -- | 23.05 | 23.21 | -- | -- |
| | | 50% | #0 | -- | -- | 21.49 | 21.65 | -- | -- |
| | | 50% | #Mid | -- | -- | 21.47 | 21.67 | -- | -- |
| | | 50% | #Max | -- | -- | 21.50 | 21.71 | -- | -- |
| | | 100% | -- | -- | -- | 21.56 | 21.68 | -- | -- |
| | 64QAM | 1 | #0 | -- | -- | 22.59 | 21.49 | -- | -- |
| | | 1 | #Mid | -- | -- | 22.64 | 21.5 | -- | -- |
| | | 1 | #Max | -- | -- | 22.66 | 21.91 | -- | -- |
| | | 50% | #0 | -- | -- | 21.55 | 20.48 | -- | -- |
| | | 50% | #Mid | -- | -- | 21.68 | 20.5 | -- | -- |
| | | 50% | #Max | -- | -- | 21.59 | 20.63 | -- | -- |
| | | 100% | -- | -- | -- | 21.53 | 20.52 | -- | -- |

P-Sensor On

| Channel | Modulation | LTE Band 17 | | | | | | | |
|---|---|---|---|---|---|---|---|---|---|
| | | RB | RB | Maximum Conducted Output Power | | | | | |
| | | No. | Offset | 1.4M | 3M | 5M | 10M | 15M | 20M |
| Low | QPSK | 1 | #0 | -- | -- | 19.08 | 19.24 | -- | -- |
| | | 1 | #Mid | -- | -- | 19.09 | 19.30 | -- | -- |
| | | 1 | #Max | -- | -- | 19.10 | 19.36 | -- | -- |
| | | 50% | #0 | -- | -- | 19.05 | 19.13 | -- | -- |
| | | 50% | #Mid | -- | -- | 19.11 | 19.12 | -- | -- |
| | | 50% | #Max | -- | -- | 19.02 | 19.24 | -- | -- |
| | | 100% | -- | -- | -- | 19.08 | 19.31 | -- | -- |
| | 16QAM | 1 | #0 | -- | -- | 19.12 | 19.01 | -- | -- |
| | | 1 | #Mid | -- | -- | 19.06 | 19.07 | -- | -- |
| | | 1 | #Max | -- | -- | 19.25 | 19.38 | -- | -- |
| | | 50% | #0 | -- | -- | 19.13 | 19.07 | -- | -- |
| | | 50% | #Mid | -- | -- | 19.21 | 19.07 | -- | -- |
| | | 50% | #Max | -- | -- | 19.14 | 19.11 | -- | -- |
| | | 100% | -- | -- | -- | 19.13 | 19.25 | -- | -- |
| | 64QAM | 1 | #0 | -- | -- | 18.85 | 18.65 | -- | -- |
| | | 1 | #Mid | -- | -- | 18.84 | 18.48 | -- | -- |
| | | 1 | #Max | -- | -- | 18.92 | 18.88 | -- | -- |
| | | 50% | #0 | -- | -- | 18.77 | 18.87 | -- | -- |
| | | 50% | #Mid | -- | -- | 18.86 | 18.85 | -- | -- |
| | | 50% | #Max | -- | -- | 18.82 | 18.88 | -- | -- |
| | | 100% | -- | -- | -- | 18.69 | 19.03 | -- | -- |
| Mid | QPSK | 1 | #0 | -- | -- | 19.06 | 19.31 | -- | -- |
| | | 1 | #Mid | -- | -- | 19.03 | 19.38 | -- | -- |
| | | 1 | #Max | -- | -- | 19.02 | 19.86 | -- | -- |
| | | 50% | #0 | -- | -- | 19.02 | 19.12 | -- | -- |
| | | 50% | #Mid | -- | -- | 19.03 | 19.06 | -- | -- |
| | | 50% | #Max | -- | -- | 19.06 | 19.25 | -- | -- |
| | | 100% | -- | -- | -- | 19.01 | 19.34 | -- | -- |
| | 16QAM | 1 | #0 | -- | -- | 19.05 | 19.02 | -- | -- |
| | | 1 | #Mid | -- | -- | 19.09 | 19.03 | -- | -- |
| | | 1 | #Max | -- | -- | 19.18 | 19.17 | -- | -- |

| | | | | | | | | | |
|---|---|---|---|---|---|---|---|---|---|
| | | 50% | #0 | -- | -- | 19.11 | 19.06 | -- | -- |
| | | 50% | #Mid | -- | -- | 19.11 | 19.15 | -- | -- |
| | | 50% | #Max | -- | -- | 19.12 | 19.08 | -- | -- |
| | | 100% | -- | -- | -- | 19.07 | 19.25 | -- | -- |
| | 64QAM | 1 | #0 | -- | -- | 18.9 | 18.63 | -- | -- |
| | | 1 | #Mid | -- | -- | 18.95 | 18.77 | -- | -- |
| | | 1 | #Max | -- | -- | 19.05 | 18.91 | -- | -- |
| | | 50% | #0 | -- | -- | 18.79 | 18.81 | -- | -- |
| | | 50% | #Mid | -- | -- | 18.8 | 18.91 | -- | -- |
| | | 50% | #Max | -- | -- | 18.78 | 18.89 | -- | -- |
| | | 100% | -- | -- | -- | 18.66 | 18.99 | -- | -- |
| High | QPSK | 1 | #0 | -- | -- | 19.09 | 19.35 | -- | -- |
| | | 1 | #Mid | -- | -- | 19.24 | 19.81 | -- | -- |
| | | 1 | #Max | -- | -- | 19.29 | 19.83 | -- | -- |
| | | 50% | #0 | -- | -- | 19.08 | 19.06 | -- | -- |
| | | 50% | #Mid | -- | -- | 19.15 | 19.04 | -- | -- |
| | | 50% | #Max | -- | -- | 19.14 | 19.35 | -- | -- |
| | | 100% | -- | -- | -- | 19.16 | 19.32 | -- | -- |
| | 16QAM | 1 | #0 | -- | -- | 19.04 | 19.05 | -- | -- |
| | | 1 | #Mid | -- | -- | 19.00 | 19.06 | -- | -- |
| | | 1 | #Max | -- | -- | 19.06 | 19.35 | -- | -- |
| | | 50% | #0 | -- | -- | 19.15 | 19.00 | -- | -- |
| | | 50% | #Mid | -- | -- | 19.07 | 19.09 | -- | -- |
| | | 50% | #Max | -- | -- | 19.09 | 19.12 | -- | -- |
| | | 100% | -- | -- | -- | 19.02 | 19.23 | -- | -- |
| | 64QAM | 1 | #0 | -- | -- | 18.92 | 19.01 | -- | -- |
| | | 1 | #Mid | -- | -- | 19.03 | 19.05 | -- | -- |
| | | 1 | #Max | -- | -- | 19.06 | 19.29 | -- | -- |
| | | 50% | #0 | -- | -- | 18.66 | 18.92 | -- | -- |
| | | 50% | #Mid | -- | -- | 18.81 | 18.86 | -- | -- |
| | | 50% | #Max | -- | -- | 18.79 | 18.93 | -- | -- |
| | | 100% | -- | -- | -- | 18.76 | 18.94 | -- | -- |

P-Sensor Off

| Channel | Modulation | LTE Band 25 | | | | | | | |
|---|---|---|---|---|---|---|---|---|---|
| | | RB | RB | Maximum Conducted Output Power | | | | | |
| | | No. | Offset | 1.4M | 3M | 5M | 10M | 15M | 20M |
| Low | QPSK | 1 | #0 | 23.84 | 23.91 | 23.75 | 23.89 | 24.18 | 24.25 |
| | | 1 | #Mid | 24.00 | 24.11 | 23.77 | 23.84 | 24.10 | 24.21 |
| | | 1 | #Max | 23.91 | 23.87 | 23.75 | 23.78 | 23.83 | 24.02 |
| | | 50% | #0 | 22.99 | 22.99 | 22.82 | 22.89 | 23.08 | 23.12 |
| | | 50% | #Mid | 22.96 | 22.91 | 22.89 | 22.89 | 23.06 | 23.08 |
| | | 50% | #Max | 22.89 | 22.87 | 22.83 | 22.84 | 23.00 | 23.11 |
| | | 100% | -- | 22.88 | 22.89 | 22.80 | 22.85 | 23.06 | 23.26 |
| | 16QAM | 1 | #0 | 23.20 | 23.33 | 22.69 | 23.08 | 23.53 | 23.55 |
| | | 1 | #Mid | 23.33 | 23.49 | 22.64 | 23.29 | 23.52 | 23.44 |
| | | 1 | #Max | 23.35 | 23.24 | 22.84 | 23.20 | 23.23 | 23.27 |
| | | 50% | #0 | 22.87 | 22.04 | 22.04 | 21.94 | 22.22 | 22.40 |
| | | 50% | #Mid | 22.91 | 22.06 | 21.90 | 21.83 | 22.10 | 22.27 |
| | | 50% | #Max | 22.84 | 21.99 | 21.92 | 21.88 | 21.98 | 22.30 |
| | | 100% | -- | 21.97 | 21.93 | 21.91 | 21.97 | 22.12 | 22.30 |
| | 64QAM | 1 | #0 | 22.88 | 22.82 | 22.91 | 22.96 | 22.95 | 22.33 |
| | | 1 | #Mid | 22.89 | 22.83 | 22.69 | 22.92 | 22.96 | 22.24 |
| | | 1 | #Max | 22.9 | 22.93 | 22.67 | 22.76 | 22.73 | 22.81 |
| | | 50% | #0 | 22.93 | 21.81 | 22.09 | 21.86 | 22.01 | 22.03 |
| | | 50% | #Mid | 22.91 | 21.84 | 21.96 | 21.87 | 21.92 | 20.91 |
| | | 50% | #Max | 22.91 | 21.79 | 21.9 | 21.82 | 21.75 | 20.77 |
| | | 100% | -- | 21.9 | 21.92 | 21.93 | 21.87 | 21.84 | 20.84 |
| Mid | QPSK | 1 | #0 | 23.70 | 23.64 | 23.80 | 23.56 | 23.93 | 24.35 |
| | | 1 | #Mid | 23.78 | 23.74 | 23.84 | 23.59 | 24.04 | 24.15 |
| | | 1 | #Max | 23.71 | 23.73 | 23.75 | 23.57 | 24.11 | 24.22 |
| | | 50% | #0 | 22.80 | 22.78 | 22.76 | 22.66 | 22.97 | 23.16 |
| | | 50% | #Mid | 22.76 | 22.87 | 22.87 | 22.75 | 22.95 | 23.25 |
| | | 50% | #Max | 22.80 | 22.84 | 22.75 | 22.77 | 23.01 | 23.47 |
| | | 100% | -- | 22.91 | 22.79 | 22.89 | 22.67 | 23.01 | 23.06 |
| | 16QAM | 1 | #0 | 23.27 | 22.87 | 22.98 | 22.71 | 23.16 | 23.22 |
| | | 1 | #Mid | 23.20 | 22.98 | 22.71 | 22.86 | 23.17 | 23.32 |
| | | 1 | #Max | 23.22 | 22.91 | 22.84 | 22.78 | 23.28 | 23.24 |

| | | | | | | | | | |
|---|---|---|---|---|---|---|---|---|---|
| | | 50% | #0 | 22.71 | 21.89 | 21.91 | 21.84 | 22.03 | 22.13 |
| | | 50% | #Mid | 22.78 | 21.98 | 21.89 | 21.90 | 22.07 | 22.10 |
| | | 50% | #Max | 22.95 | 22.02 | 21.96 | 21.82 | 22.13 | 22.12 |
| | | 100% | -- | 21.91 | 21.95 | 21.88 | 21.69 | 21.99 | 22.11 |
| | 64QAM | 1 | #0 | 22.76 | 22.62 | 22.91 | 22.73 | 22.61 | 22.52 |
| | | 1 | #Mid | 22.87 | 22.81 | 22.94 | 22.79 | 22.64 | 22.04 |
| | | 1 | #Max | 22.78 | 22.65 | 22.76 | 22.78 | 22.66 | 22.04 |
| | | 50% | #0 | 22.94 | 21.8 | 21.73 | 21.76 | 21.64 | 20.83 |
| | | 50% | #Mid | 22.83 | 21.79 | 21.85 | 21.81 | 21.65 | 20.78 |
| | | 50% | #Max | 22.93 | 21.73 | 21.74 | 21.8 | 21.72 | 20.8 |
| | | 100% | -- | 21.83 | 21.77 | 21.77 | 21.69 | 21.71 | 20.79 |
| High | QPSK | 1 | #0 | 23.97 | 23.99 | 23.93 | 23.96 | 23.91 | 24.20 |
| | | 1 | #Mid | 23.95 | 24.10 | 23.99 | 23.81 | 24.06 | 24.11 |
| | | 1 | #Max | 23.96 | 23.91 | 24.02 | 24.02 | 24.06 | 24.11 |
| | | 50% | #0 | 22.95 | 23.03 | 22.98 | 22.89 | 23.00 | 23.29 |
| | | 50% | #Mid | 22.16 | 23.02 | 23.04 | 22.83 | 23.07 | 23.20 |
| | | 50% | #Max | 22.22 | 23.02 | 22.95 | 22.84 | 23.11 | 23.14 |
| | | 100% | -- | 22.18 | 23.01 | 22.97 | 22.86 | 23.11 | 23.18 |
| | 16QAM | 1 | #0 | 22.96 | 22.90 | 23.11 | 22.70 | 23.04 | 23.17 |
| | | 1 | #Mid | 22.92 | 23.05 | 23.10 | 22.68 | 23.24 | 23.32 |
| | | 1 | #Max | 22.90 | 23.11 | 22.96 | 22.83 | 23.41 | 23.52 |
| | | 50% | #0 | 22.99 | 22.03 | 22.03 | 21.87 | 22.12 | 22.25 |
| | | 50% | #Mid | 22.13 | 22.04 | 22.11 | 21.93 | 22.09 | 22.38 |
| | | 50% | #Max | 22.78 | 22.01 | 22.03 | 21.85 | 22.16 | 22.35 |
| | | 100% | -- | 22.20 | 22.20 | 21.99 | 21.85 | 22.06 | 22.18 |
| | 64QAM | 1 | #0 | 23.01 | 23.17 | 22.9 | 22.98 | 22.81 | 21.6 |
| | | 1 | #Mid | 23.01 | 23.24 | 22.93 | 22.85 | 22.99 | 21.72 |
| | | 1 | #Max | 22.86 | 23.14 | 22.99 | 22.94 | 22.92 | 21.72 |
| | | 50% | #0 | 22.93 | 21.97 | 21.92 | 21.87 | 21.94 | 20.92 |
| | | 50% | #Mid | 22.98 | 21.96 | 21.99 | 21.87 | 21.94 | 20.96 |
| | | 50% | #Max | 22.93 | 21.92 | 21.92 | 21.79 | 21.87 | 20.95 |
| | | 100% | -- | 21.94 | 22.02 | 21.85 | 21.86 | 21.97 | 20.87 |

P-Sensor On

| Channel | Modulation | LTE Band 25 | | | | | | | |
|---|---|---|---|---|---|---|---|---|---|
| | | RB | RB | Maximum Conducted Output Power | | | | | |
| | | No. | Offset | 1.4M | 3M | 5M | 10M | 15M | 20M |
| Low | QPSK | 1 | #0 | 15.47 | 15.50 | 15.52 | 15.70 | 15.51 | 16.14 |
| | | 1 | #Mid | 15.50 | 15.54 | 15.45 | 15.63 | 15.52 | 16.14 |
| | | 1 | #Max | 15.59 | 15.51 | 15.51 | 15.61 | 15.50 | 15.98 |
| | | 50% | #0 | 15.57 | 15.55 | 15.58 | 15.65 | 15.53 | 16.05 |
| | | 50% | #Mid | 15.51 | 15.59 | 15.57 | 15.66 | 15.52 | 15.66 |
| | | 50% | #Max | 15.50 | 15.55 | 15.56 | 15.61 | 15.51 | 15.59 |
| | | 100% | -- | 15.53 | 15.55 | 15.49 | 15.53 | 15.50 | 15.98 |
| | 16QAM | 1 | #0 | 15.60 | 15.94 | 16.15 | 15.88 | 15.53 | 15.67 |
| | | 1 | #Mid | 15.72 | 16.01 | 16.10 | 15.80 | 15.59 | 15.51 |
| | | 1 | #Max | 15.57 | 15.92 | 16.09 | 15.76 | 15.58 | 15.56 |
| | | 50% | #0 | 15.68 | 15.65 | 15.68 | 15.71 | 15.55 | 15.56 |
| | | 50% | #Mid | 15.69 | 15.68 | 15.71 | 15.72 | 15.51 | 15.56 |
| | | 50% | #Max | 15.61 | 15.66 | 15.66 | 15.66 | 15.50 | 15.52 |
| | | 100% | -- | 15.67 | 15.68 | 15.63 | 15.72 | 15.56 | 15.66 |
| | 64QAM | 1 | #0 | 15.6 | 15.64 | 15.74 | 15.74 | 15.77 | 15.75 |
| | | 1 | #Mid | 15.66 | 15.61 | 15.56 | 15.7 | 15.7 | 15.67 |
| | | 1 | #Max | 15.58 | 15.51 | 15.51 | 15.68 | 15.57 | 15.62 |
| | | 50% | #0 | 15.52 | 15.51 | 15.5 | 15.58 | 15.45 | 15.53 |
| | | 50% | #Mid | 15.58 | 15.54 | 15.5 | 15.58 | 15.47 | 15.51 |
| | | 50% | #Max | 15.5 | 15.58 | 15.47 | 15.52 | 15.5 | 15.52 |
| | | 100% | -- | 15.55 | 15.5 | 15.55 | 15.52 | 15.5 | 15.5 |
| Mid | QPSK | 1 | #0 | 15.50 | 15.95 | 15.85 | 15.79 | 15.54 | 16.23 |
| | | 1 | #Mid | 15.57 | 16.02 | 15.88 | 16.08 | 15.56 | 16.13 |
| | | 1 | #Max | 15.51 | 15.81 | 15.99 | 15.97 | 15.54 | 16.15 |
| | | 50% | #0 | 15.55 | 15.87 | 15.84 | 15.80 | 15.55 | 16.09 |
| | | 50% | #Mid | 15.58 | 15.86 | 15.88 | 15.90 | 15.58 | 15.89 |
| | | 50% | #Max | 15.58 | 15.81 | 15.97 | 15.89 | 15.57 | 15.77 |
| | | 100% | -- | 15.57 | 15.82 | 15.78 | 15.86 | 15.50 | 16.06 |
| | 16QAM | 1 | #0 | 15.57 | 16.41 | 16.30 | 15.98 | 15.51 | 15.86 |
| | | 1 | #Mid | 15.68 | 16.40 | 16.33 | 16.14 | 15.52 | 16.06 |
| | | 1 | #Max | 15.60 | 16.36 | 16.26 | 16.19 | 15.54 | 16.20 |

| | | | | | | | | | |
|---|---|---|---|---|---|---|---|---|---|
| | | 50% | #0 | 15.45 | 16.09 | 15.98 | 15.93 | 15.57 | 15.50 |
| | | 50% | #Mid | 15.50 | 16.16 | 16.00 | 16.00 | 15.53 | 15.54 |
| | | 50% | #Max | 15.45 | 16.09 | 16.01 | 16.00 | 15.51 | 15.62 |
| | | 100% | -- | 15.57 | 16.05 | 15.95 | 15.95 | 15.52 | 15.65 |
| | 64QAM | 1 | #0 | 15.6 | 15.59 | 15.51 | 15.73 | 15.7 | 15.67 |
| | | 1 | #Mid | 15.56 | 15.55 | 15.5 | 15.83 | 15.71 | 15.69 |
| | | 1 | #Max | 15.58 | 15.55 | 15.59 | 15.76 | 15.71 | 15.78 |
| | | 50% | #0 | 15.5 | 15.59 | 15.59 | 15.54 | 15.55 | 15.58 |
| | | 50% | #Mid | 15.58 | 15.52 | 15.56 | 15.51 | 15.58 | 15.5 |
| | | 50% | #Max | 15.54 | 15.57 | 15.53 | 15.58 | 15.52 | 15.47 |
| | | 100% | -- | 15.53 | 15.5 | 15.54 | 15.56 | 15.5 | 15.52 |
| High | QPSK | 1 | #0 | 15.84 | 15.53 | 15.59 | 15.52 | 15.54 | 16.13 |
| | | 1 | #Mid | 15.91 | 15.70 | 15.58 | 15.56 | 15.58 | 16.09 |
| | | 1 | #Max | 15.83 | 15.56 | 15.60 | 15.65 | 15.63 | 16.05 |
| | | 50% | #0 | 15.92 | 15.53 | 15.52 | 15.54 | 15.53 | 16.05 |
| | | 50% | #Mid | 15.90 | 15.62 | 15.56 | 15.60 | 15.60 | 15.70 |
| | | 50% | #Max | 15.84 | 15.57 | 15.55 | 15.56 | 15.56 | 15.65 |
| | | 100% | -- | 15.90 | 15.55 | 15.58 | 15.57 | 15.53 | 16.05 |
| | 16QAM | 1 | #0 | 16.13 | 16.00 | 16.27 | 15.60 | 15.66 | 15.73 |
| | | 1 | #Mid | 16.19 | 16.14 | 16.00 | 15.72 | 15.60 | 15.89 |
| | | 1 | #Max | 16.02 | 15.92 | 16.31 | 15.69 | 15.64 | 16.01 |
| | | 50% | #0 | 16.03 | 15.74 | 15.65 | 15.62 | 15.52 | 15.68 |
| | | 50% | #Mid | 16.04 | 15.75 | 15.68 | 15.73 | 15.54 | 15.79 |
| | | 50% | #Max | 16.00 | 15.75 | 15.60 | 15.69 | 15.55 | 15.91 |
| | | 100% | -- | 16.05 | 15.58 | 15.65 | 15.65 | 15.59 | 15.75 |
| | 64QAM | 1 | #0 | 15.78 | 15.72 | 15.6 | 15.78 | 15.74 | 15.91 |
| | | 1 | #Mid | 15.84 | 15.86 | 15.67 | 15.94 | 15.82 | 15.94 |
| | | 1 | #Max | 15.79 | 15.71 | 15.74 | 16.05 | 15.67 | 16.1 |
| | | 50% | #0 | 15.87 | 15.76 | 15.73 | 15.6 | 15.64 | 15.56 |
| | | 50% | #Mid | 15.86 | 15.79 | 15.8 | 15.71 | 15.65 | 15.7 |
| | | 50% | #Max | 15.74 | 15.76 | 15.83 | 15.65 | 15.76 | 15.8 |
| | | 100% | -- | 15.64 | 15.63 | 15.69 | 15.68 | 15.6 | 15.65 |

P-Sensor Off

| Channel | Modulation | LTE Band 26 | | | | | | | |
|---|---|---|---|---|---|---|---|---|---|
| | | RB | RB | Maximum Conducted Output Power | | | | | |
| | | No. | Offset | 1.4M | 3M | 5M | 10M | 15M | 20M |
| Low | QPSK | 1 | #0 | 23.66 | 23.73 | 23.67 | 23.80 | 23.84 | -- |
| | | 1 | #Mid | 23.77 | 23.75 | 23.55 | 23.69 | 23.80 | -- |
| | | 1 | #Max | 23.71 | 23.74 | 23.54 | 23.81 | 23.77 | -- |
| | | 50% | #0 | 22.76 | 22.72 | 22.75 | 22.73 | 22.84 | -- |
| | | 50% | #Mid | 22.81 | 22.80 | 22.74 | 22.75 | 22.86 | -- |
| | | 50% | #Max | 22.71 | 22.73 | 22.73 | 22.75 | 22.83 | -- |
| | | 100% | -- | 22.73 | 22.72 | 22.69 | 22.77 | 22.92 | -- |
| | 16QAM | 1 | #0 | 23.03 | 22.76 | 22.80 | 22.61 | 23.16 | -- |
| | | 1 | #Mid | 23.16 | 22.89 | 22.86 | 22.73 | 23.20 | -- |
| | | 1 | #Max | 23.15 | 22.81 | 22.81 | 22.89 | 22.88 | -- |
| | | 50% | #0 | 21.67 | 21.80 | 21.85 | 21.65 | 21.91 | -- |
| | | 50% | #Mid | 21.65 | 21.93 | 21.83 | 21.67 | 21.97 | -- |
| | | 50% | #Max | 21.66 | 21.83 | 21.79 | 21.77 | 21.94 | -- |
| | | 100% | -- | 21.79 | 21.79 | 21.76 | 21.90 | 22.00 | -- |
| | 64QAM | 1 | #0 | 22.66 | 22.73 | 22.89 | 22.87 | 23.16 | -- |
| | | 1 | #Mid | 22.96 | 22.87 | 22.59 | 22.82 | 22.78 | -- |
| | | 1 | #Max | 23.05 | 22.75 | 22.9 | 22.78 | 23.09 | -- |
| | | 50% | #0 | 22.76 | 21.8 | 21.95 | 21.81 | 21.75 | -- |
| | | 50% | #Mid | 22.74 | 21.77 | 21.92 | 21.73 | 21.88 | -- |
| | | 50% | #Max | 22.73 | 21.74 | 21.82 | 21.83 | 21.77 | -- |
| | | 100% | -- | 21.9 | 21.87 | 21.82 | 21.84 | 21.82 | -- |
| Mid | QPSK | 1 | #0 | 23.49 | 23.78 | 23.68 | 23.68 | 23.96 | -- |
| | | 1 | #Mid | 23.55 | 23.86 | 23.65 | 23.55 | 23.78 | -- |
| | | 1 | #Max | 23.45 | 23.56 | 23.81 | 23.60 | 23.77 | -- |
| | | 50% | #0 | 22.45 | 22.59 | 22.64 | 22.68 | 22.88 | -- |
| | | 50% | #Mid | 22.57 | 22.73 | 22.64 | 22.72 | 22.76 | -- |
| | | 50% | #Max | 22.59 | 22.66 | 22.65 | 22.64 | 22.85 | -- |
| | | 100% | -- | 22.63 | 22.61 | 22.68 | 22.64 | 22.77 | -- |
| | 16QAM | 1 | #0 | 22.83 | 22.54 | 22.65 | 22.72 | 23.23 | -- |
| | | 1 | #Mid | 22.91 | 22.78 | 22.53 | 22.70 | 23.16 | -- |
| | | 1 | #Max | 22.90 | 22.69 | 22.75 | 22.91 | 22.91 | -- |

| | | | | | | | | | |
|---|---|---|---|---|---|---|---|---|---|
| | | 50% | #0 | 22.56 | 21.80 | 21.71 | 21.77 | 21.95 | -- |
| | | 50% | #Mid | 22.60 | 21.84 | 21.71 | 21.70 | 21.91 | -- |
| | | 50% | #Max | 22.60 | 21.77 | 21.62 | 21.70 | 21.90 | -- |
| | | 100% | -- | 21.86 | 21.86 | 21.70 | 21.73 | 21.83 | -- |
| | 64QAM | 1 | #0 | 22.72 | 22.54 | 23.15 | 22.61 | 22.72 | -- |
| | | 1 | #Mid | 22.71 | 22.72 | 23.03 | 22.45 | 23.15 | -- |
| | | 1 | #Max | 22.65 | 22.62 | 23.15 | 23.15 | 22.77 | -- |
| | | 50% | #0 | 22.68 | 21.64 | 21.71 | 21.77 | 21.74 | -- |
| | | 50% | #Mid | 22.83 | 21.69 | 21.7 | 21.69 | 21.77 | -- |
| | | 50% | #Max | 22.83 | 21.61 | 21.62 | 21.58 | 21.76 | -- |
| | | 100% | -- | 21.71 | 21.64 | 21.7 | 21.63 | 21.74 | -- |
| High | QPSK | 1 | #0 | 23.64 | 23.75 | 23.66 | 23.72 | 23.76 | -- |
| | | 1 | #Mid | 23.66 | 23.70 | 23.73 | 23.73 | 23.74 | -- |
| | | 1 | #Max | 23.60 | 23.69 | 23.63 | 23.69 | 23.71 | -- |
| | | 50% | #0 | 22.76 | 22.76 | 22.81 | 22.81 | 22.87 | -- |
| | | 50% | #Mid | 22.79 | 22.71 | 22.80 | 22.82 | 22.86 | -- |
| | | 50% | #Max | 22.77 | 22.74 | 22.82 | 22.85 | 22.85 | -- |
| | | 100% | -- | 22.92 | 22.91 | 22.91 | 22.82 | 22.95 | -- |
| | 16QAM | 1 | #0 | 23.10 | 23.24 | 23.30 | 23.28 | 23.27 | -- |
| | | 1 | #Mid | 23.18 | 23.25 | 23.32 | 23.16 | 23.23 | -- |
| | | 1 | #Max | 23.11 | 22.92 | 23.09 | 23.20 | 23.33 | -- |
| | | 50% | #0 | 22.87 | 22.05 | 22.00 | 21.82 | 21.93 | -- |
| | | 50% | #Mid | 22.99 | 21.86 | 22.05 | 21.99 | 22.07 | -- |
| | | 50% | #Max | 22.80 | 21.97 | 22.03 | 22.00 | 22.10 | -- |
| | | 100% | -- | 22.01 | 21.93 | 21.96 | 21.96 | 22.03 | -- |
| | 64QAM | 1 | #0 | 22.72 | 22.9 | 23.3 | 22.95 | 22.77 | -- |
| | | 1 | #Mid | 22.65 | 23.02 | 23.37 | 23.24 | 22.85 | -- |
| | | 1 | #Max | 22.91 | 23.2 | 23.18 | 22.96 | 23.23 | -- |
| | | 50% | #0 | 22.79 | 22.01 | 21.94 | 21.93 | 21.78 | -- |
| | | 50% | #Mid | 22.89 | 21.95 | 21.89 | 22 | 21.92 | -- |
| | | 50% | #Max | 22.88 | 21.97 | 21.95 | 21.92 | 21.95 | -- |
| | | 100% | -- | 21.93 | 21.88 | 21.96 | 21.95 | 21.98 | -- |

P-Sensor On

| Channel | Modulation | LTE Band 26 | | | | | | | |
|---|---|---|---|---|---|---|---|---|---|
| | | RB | RB | Maximum Conducted Output Power | | | | | |
| | | No. | Offset | 1.4M | 3M | 5M | 10M | 15M | 20M |
| Low | QPSK | 1 | #0 | 19.14 | 19.45 | 19.43 | 19.26 | 19.41 | -- |
| | | 1 | #Mid | 19.44 | 19.46 | 19.38 | 19.37 | 19.44 | -- |
| | | 1 | #Max | 19.37 | 19.37 | 19.34 | 19.40 | 19.55 | -- |
| | | 50% | #0 | 19.20 | 19.33 | 19.26 | 19.35 | 19.47 | -- |
| | | 50% | #Mid | 19.44 | 19.32 | 19.31 | 19.36 | 19.43 | -- |
| | | 50% | #Max | 19.36 | 19.29 | 19.34 | 19.46 | 19.49 | -- |
| | | 100% | -- | 19.40 | 19.46 | 19.48 | 19.48 | 19.61 | -- |
| | 16QAM | 1 | #0 | 19.50 | 19.75 | 19.71 | 19.42 | 19.69 | -- |
| | | 1 | #Mid | 19.57 | 19.74 | 19.71 | 19.67 | 19.63 | -- |
| | | 1 | #Max | 19.59 | 16.68 | 19.55 | 19.71 | 19.72 | -- |
| | | 50% | #0 | 19.35 | 19.55 | 19.40 | 19.55 | 19.54 | -- |
| | | 50% | #Mid | 19.59 | 19.57 | 19.48 | 19.50 | 19.67 | -- |
| | | 50% | #Max | 19.49 | 19.50 | 19.50 | 19.56 | 19.63 | -- |
| | | 100% | -- | 19.55 | 19.68 | 19.52 | 19.55 | 19.71 | -- |
| | 64QAM | 1 | #0 | 19.48 | 19.62 | 19.4 | 19.51 | 19.45 | -- |
| | | 1 | #Mid | 19.76 | 19.71 | 19.51 | 19.47 | 19.41 | -- |
| | | 1 | #Max | 19.67 | 19.44 | 19.36 | 19.62 | 19.68 | -- |
| | | 50% | #0 | 19.49 | 19.35 | 19.38 | 19.39 | 19.29 | -- |
| | | 50% | #Mid | 19.63 | 19.29 | 19.3 | 19.43 | 19.31 | -- |
| | | 50% | #Max | 19.58 | 19.26 | 19.42 | 19.49 | 19.3 | -- |
| | | 100% | -- | 19.41 | 19.47 | 19.49 | 19.49 | 19.43 | -- |
| Mid | QPSK | 1 | #0 | 19.41 | 19.41 | 19.43 | 19.13 | 19.43 | -- |
| | | 1 | #Mid | 19.35 | 19.54 | 19.30 | 19.21 | 19.56 | -- |
| | | 1 | #Max | 19.33 | 19.41 | 19.29 | 19.32 | 19.62 | -- |
| | | 50% | #0 | 19.24 | 19.35 | 19.31 | 19.35 | 19.50 | -- |
| | | 50% | #Mid | 19.39 | 19.31 | 19.33 | 19.29 | 19.44 | -- |
| | | 50% | #Max | 19.32 | 19.29 | 19.39 | 19.28 | 19.56 | -- |
| | | 100% | -- | 19.34 | 19.47 | 19.40 | 19.40 | 19.58 | -- |
| | 16QAM | 1 | #0 | 19.52 | 19.39 | 19.73 | 19.49 | 19.45 | -- |
| | | 1 | #Mid | 19.69 | 19.70 | 19.74 | 19.54 | 19.55 | -- |
| | | 1 | #Max | 19.58 | 19.68 | 19.52 | 19.67 | 19.61 | -- |

| | | | | | | | | | |
|---|---|---|---|---|---|---|---|---|---|
| | | 50% | #0 | 19.43 | 19.54 | 19.41 | 19.37 | 19.59 | -- |
| | | 50% | #Mid | 19.52 | 19.51 | 19.42 | 19.39 | 19.52 | -- |
| | | 50% | #Max | 19.51 | 19.45 | 19.40 | 19.31 | 19.51 | -- |
| | | 100% | -- | 19.56 | 19.54 | 19.48 | 19.53 | 19.69 | -- |
| | 64QAM | 1 | #0 | 19.56 | 19.36 | 19.76 | 19.5 | 19.57 | -- |
| | | 1 | #Mid | 19.72 | 19.71 | 19.68 | 19.65 | 19.49 | -- |
| | | 1 | #Max | 19.64 | 19.59 | 19.73 | 19.58 | 19.63 | -- |
| | | 50% | #0 | 19.18 | 19.29 | 19.36 | 19.27 | 19.35 | -- |
| | | 50% | #Mid | 19.6 | 19.34 | 19.33 | 19.3 | 19.36 | -- |
| | | 50% | #Max | 19.51 | 19.3 | 19.26 | 19.27 | 19.27 | -- |
| | | 100% | -- | 19.39 | 19.43 | 19.35 | 19.4 | 19.32 | -- |
| High | QPSK | 1 | #0 | 19.21 | 19.46 | 19.15 | 19.23 | 19.42 | -- |
| | | 1 | #Mid | 19.41 | 19.53 | 19.36 | 19.40 | 19.27 | -- |
| | | 1 | #Max | 19.34 | 19.27 | 19.31 | 19.23 | 19.56 | -- |
| | | 50% | #0 | 19.24 | 19.34 | 19.33 | 19.28 | 19.42 | -- |
| | | 50% | #Mid | 19.38 | 19.35 | 19.29 | 19.31 | 19.45 | -- |
| | | 50% | #Max | 19.36 | 19.21 | 19.32 | 19.38 | 19.49 | -- |
| | | 100% | -- | 19.32 | 19.39 | 19.43 | 19.35 | 19.55 | -- |
| | 16QAM | 1 | #0 | 19.60 | 19.27 | 19.68 | 19.70 | 19.63 | -- |
| | | 1 | #Mid | 19.69 | 19.60 | 19.74 | 19.69 | 19.49 | -- |
| | | 1 | #Max | 19.63 | 19.19 | 19.71 | 19.71 | 19.39 | -- |
| | | 50% | #0 | 19.44 | 19.42 | 19.38 | 19.33 | 19.47 | -- |
| | | 50% | #Mid | 19.50 | 19.50 | 19.47 | 19.28 | 19.55 | -- |
| | | 50% | #Max | 19.39 | 19.47 | 19.37 | 19.37 | 19.52 | -- |
| | | 100% | -- | 19.62 | 19.54 | 19.52 | 19.45 | 19.70 | -- |
| | 64QAM | 1 | #0 | 19.62 | 19.58 | 19.51 | 19.53 | 19.34 | -- |
| | | 1 | #Mid | 19.67 | 19.65 | 19.68 | 19.55 | 19.57 | -- |
| | | 1 | #Max | 19.56 | 19.22 | 19.62 | 19.63 | 19.36 | -- |
| | | 50% | #0 | 19.52 | 19.27 | 19.3 | 19.29 | 19.2 | -- |
| | | 50% | #Mid | 19.54 | 19.26 | 19.29 | 19.21 | 19.25 | -- |
| | | 50% | #Max | 19.56 | 19.3 | 19.27 | 19.26 | 19.21 | -- |
| | | 100% | -- | 19.37 | 19.39 | 19.37 | 19.34 | 19.35 | -- |

P-Sensor Off

| Channel | Modulation | LTE Band 30 | | | | | | | |
|---|---|---|---|---|---|---|---|---|---|
| | | RB | RB | Maximum Conducted Output Power | | | | | |
| | | No. | Offset | 1.4M | 3M | 5M | 10M | 15M | 20M |
| Low | QPSK | 1 | #0 | -- | -- | 22.47 | -- | -- | -- |
| | | 1 | #Mid | -- | -- | 22.33 | -- | -- | -- |
| | | 1 | #Max | -- | -- | 22.38 | -- | -- | -- |
| | | 50% | #0 | -- | -- | 21.52 | -- | -- | -- |
| | | 50% | #Mid | -- | -- | 21.52 | -- | -- | -- |
| | | 50% | #Max | -- | -- | 21.50 | -- | -- | -- |
| | | 100% | -- | -- | -- | 21.37 | -- | -- | -- |
| | 16QAM | 1 | #0 | -- | -- | 21.41 | -- | -- | -- |
| | | 1 | #Mid | -- | -- | 21.45 | -- | -- | -- |
| | | 1 | #Max | -- | -- | 21.51 | -- | -- | -- |
| | | 50% | #0 | -- | -- | 20.50 | -- | -- | -- |
| | | 50% | #Mid | -- | -- | 20.48 | -- | -- | -- |
| | | 50% | #Max | -- | -- | 20.36 | -- | -- | -- |
| | | 100% | -- | -- | -- | 20.44 | -- | -- | -- |
| | 64QAM | 1 | #0 | -- | -- | 22.08 | -- | -- | -- |
| | | 1 | #Mid | -- | -- | 22.09 | -- | -- | -- |
| | | 1 | #Max | -- | -- | 22.03 | -- | -- | -- |
| | | 50% | #0 | -- | -- | 21.04 | -- | -- | -- |
| | | 50% | #Mid | -- | -- | 21.05 | -- | -- | -- |
| | | 50% | #Max | -- | -- | 21.04 | -- | -- | -- |
| | | 100% | -- | -- | -- | 21.11 | -- | -- | -- |
| Mid | QPSK | 1 | #0 | -- | -- | 22.44 | 22.34 | -- | -- |
| | | 1 | #Mid | -- | -- | 22.57 | 22.69 | -- | -- |
| | | 1 | #Max | -- | -- | 22.49 | 22.21 | -- | -- |
| | | 50% | #0 | -- | -- | 21.31 | 21.36 | -- | -- |
| | | 50% | #Mid | -- | -- | 21.36 | 21.41 | -- | -- |
| | | 50% | #Max | -- | -- | 21.33 | 21.35 | -- | -- |
| | | 100% | -- | -- | -- | 21.36 | 21.42 | -- | -- |
| | 16QAM | 1 | #0 | -- | -- | 21.63 | 21.53 | -- | -- |
| | | 1 | #Mid | -- | -- | 21.69 | 21.72 | -- | -- |
| | | 1 | #Max | -- | -- | 21.54 | 21.81 | -- | -- |

| | | | | | | | | | |
|---|---|---|---|---|---|---|---|---|---|
| | | 50% | #0 | -- | -- | 20.55 | 20.32 | -- | -- |
| | | 50% | #Mid | -- | -- | 20.66 | 20.48 | -- | -- |
| | | 50% | #Max | -- | -- | 20.66 | 20.54 | -- | -- |
| | | 100% | -- | -- | -- | 20.61 | 20.55 | -- | -- |
| | 64QAM | 1 | #0 | -- | -- | 22.03 | 22.2 | -- | -- |
| | | 1 | #Mid | -- | -- | 22.24 | 22.37 | -- | -- |
| | | 1 | #Max | -- | -- | 22.18 | 22.32 | -- | -- |
| | | 50% | #0 | -- | -- | 21.11 | 21.31 | -- | -- |
| | | 50% | #Mid | -- | -- | 21.18 | 21.29 | -- | -- |
| | | 50% | #Max | -- | -- | 21.13 | 21.22 | -- | -- |
| | | 100% | -- | -- | -- | 21.15 | 21.34 | -- | -- |
| High | QPSK | 1 | #0 | -- | -- | 22.27 | -- | -- | -- |
| | | 1 | #Mid | -- | -- | 22.34 | -- | -- | -- |
| | | 1 | #Max | -- | -- | 22.33 | -- | -- | -- |
| | | 50% | #0 | -- | -- | 21.47 | -- | -- | -- |
| | | 50% | #Mid | -- | -- | 21.49 | -- | -- | -- |
| | | 50% | #Max | -- | -- | 21.50 | -- | -- | -- |
| | | 100% | -- | -- | -- | 21.36 | -- | -- | -- |
| | 16QAM | 1 | #0 | -- | -- | 21.61 | -- | -- | -- |
| | | 1 | #Mid | -- | -- | 21.97 | -- | -- | -- |
| | | 1 | #Max | -- | -- | 21.81 | -- | -- | -- |
| | | 50% | #0 | -- | -- | 20.59 | -- | -- | -- |
| | | 50% | #Mid | -- | -- | 20.61 | -- | -- | -- |
| | | 50% | #Max | -- | -- | 20.55 | -- | -- | -- |
| | | 100% | -- | -- | -- | 20.60 | -- | -- | -- |
| | 64QAM | 1 | #0 | -- | -- | 22.44 | -- | -- | -- |
| | | 1 | #Mid | -- | -- | 22.13 | -- | -- | -- |
| | | 1 | #Max | -- | -- | 22.05 | -- | -- | -- |
| | | 50% | #0 | -- | -- | 21.14 | -- | -- | -- |
| | | 50% | #Mid | -- | -- | 21.15 | -- | -- | -- |
| | | 50% | #Max | -- | -- | 21.04 | -- | -- | -- |
| | | 100% | -- | -- | -- | 21.12 | -- | -- | -- |

P-Sensor On

| Channel | Modulation | LTE Band 30 | | | | | | | |
|---|---|---|---|---|---|---|---|---|---|
| | | RB | RB | Maximum Conducted Output Power | | | | | |
| | | No. | Offset | 1.4M | 3M | 5M | 10M | 15M | 20M |
| Low | QPSK | 1 | #0 | -- | -- | 14.54 | -- | -- | -- |
| | | 1 | #Mid | -- | -- | 14.61 | -- | -- | -- |
| | | 1 | #Max | -- | -- | 14.76 | -- | -- | -- |
| | | 50% | #0 | -- | -- | 14.65 | -- | -- | -- |
| | | 50% | #Mid | -- | -- | 14.72 | -- | -- | -- |
| | | 50% | #Max | -- | -- | 14.71 | -- | -- | -- |
| | | 100% | -- | -- | -- | 14.65 | -- | -- | -- |
| | 16QAM | 1 | #0 | -- | -- | 15.10 | -- | -- | -- |
| | | 1 | #Mid | -- | -- | 15.21 | -- | -- | -- |
| | | 1 | #Max | -- | -- | 15.33 | -- | -- | -- |
| | | 50% | #0 | -- | -- | 14.76 | -- | -- | -- |
| | | 50% | #Mid | -- | -- | 14.85 | -- | -- | -- |
| | | 50% | #Max | -- | -- | 14.88 | -- | -- | -- |
| | | 100% | -- | -- | -- | 14.77 | -- | -- | -- |
| | 64QAM | 1 | #0 | -- | -- | 14.67 | -- | -- | -- |
| | | 1 | #Mid | -- | -- | 14.75 | -- | -- | -- |
| | | 1 | #Max | -- | -- | 14.88 | -- | -- | -- |
| | | 50% | #0 | -- | -- | 14.39 | -- | -- | -- |
| | | 50% | #Mid | -- | -- | 14.45 | -- | -- | -- |
| | | 50% | #Max | -- | -- | 14.48 | -- | -- | -- |
| | | 100% | -- | -- | -- | 14.4 | -- | -- | -- |
| Mid | QPSK | 1 | #0 | -- | -- | 14.72 | 14.68 | -- | -- |
| | | 1 | #Mid | -- | -- | 14.75 | 14.86 | -- | -- |
| | | 1 | #Max | -- | -- | 14.76 | 14.85 | -- | -- |
| | | 50% | #0 | -- | -- | 14.72 | 14.62 | -- | -- |
| | | 50% | #Mid | -- | -- | 14.71 | 14.80 | -- | -- |
| | | 50% | #Max | -- | -- | 14.72 | 14.77 | -- | -- |
| | | 100% | -- | -- | -- | 14.75 | 14.76 | -- | -- |
| | 16QAM | 1 | #0 | -- | -- | 15.38 | 15.24 | -- | -- |
| | | 1 | #Mid | -- | -- | 15.41 | 15.44 | -- | -- |
| | | 1 | #Max | -- | -- | 15.36 | 15.52 | -- | -- |

| | | | | | | | | | |
|---|---|---|---|---|---|---|---|---|---|
| | | 50% | #0 | -- | -- | 14.81 | 14.82 | -- | -- |
| | | 50% | #Mid | -- | -- | 14.89 | 14.88 | -- | -- |
| | | 50% | #Max | -- | -- | 14.88 | 14.96 | -- | -- |
| | | 100% | -- | -- | -- | 14.90 | 14.82 | -- | -- |
| | 64QAM | 1 | #0 | -- | -- | 14.78 | 14.9 | -- | -- |
| | | 1 | #Mid | -- | -- | 14.6 | 15.08 | -- | -- |
| | | 1 | #Max | -- | -- | 14.66 | 15.07 | -- | -- |
| | | 50% | #0 | -- | -- | 14.46 | 14.51 | -- | -- |
| | | 50% | #Mid | -- | -- | 14.56 | 14.62 | -- | -- |
| | | 50% | #Max | -- | -- | 14.56 | 14.68 | -- | -- |
| | | 100% | -- | -- | -- | 14.58 | 14.54 | -- | -- |
| High | QPSK | 1 | #0 | -- | -- | 14.75 | -- | -- | -- |
| | | 1 | #Mid | -- | -- | 14.60 | -- | -- | -- |
| | | 1 | #Max | -- | -- | 14.71 | -- | -- | -- |
| | | 50% | #0 | -- | -- | 14.77 | -- | -- | -- |
| | | 50% | #Mid | -- | -- | 14.70 | -- | -- | -- |
| | | 50% | #Max | -- | -- | 14.75 | -- | -- | -- |
| | | 100% | -- | -- | -- | 14.76 | -- | -- | -- |
| | 16QAM | 1 | #0 | -- | -- | 15.14 | -- | -- | -- |
| | | 1 | #Mid | -- | -- | 15.00 | -- | -- | -- |
| | | 1 | #Max | -- | -- | 15.15 | -- | -- | -- |
| | | 50% | #0 | -- | -- | 14.96 | -- | -- | -- |
| | | 50% | #Mid | -- | -- | 14.97 | -- | -- | -- |
| | | 50% | #Max | -- | -- | 14.90 | -- | -- | -- |
| | | 100% | -- | -- | -- | 14.90 | -- | -- | -- |
| | 64QAM | 1 | #0 | -- | -- | 14.74 | -- | -- | -- |
| | | 1 | #Mid | -- | -- | 14.53 | -- | -- | -- |
| | | 1 | #Max | -- | -- | 14.72 | -- | -- | -- |
| | | 50% | #0 | -- | -- | 14.54 | -- | -- | -- |
| | | 50% | #Mid | -- | -- | 14.61 | -- | -- | -- |
| | | 50% | #Max | -- | -- | 14.51 | -- | -- | -- |
| | | 100% | -- | -- | -- | 14.58 | -- | -- | -- |

P-Sensor Off

| Channel | Modulation | LTE Band 38 | | | | | | | |
|---|---|---|---|---|---|---|---|---|---|
| | | RB | RB | Maximum Conducted Output Power | | | | | |
| | | No. | Offset | 1.4M | 3M | 5M | 10M | 15M | 20M |
| Low | QPSK | 1 | #0 | -- | -- | 23.80 | 23.57 | 23.63 | 23.90 |
| | | 1 | #Mid | -- | -- | 23.69 | 23.57 | 23.76 | 23.84 |
| | | 1 | #Max | -- | -- | 23.68 | 23.59 | 23.81 | 23.84 |
| | | 50% | #0 | -- | -- | 22.78 | 22.78 | 22.72 | 23.07 |
| | | 50% | #Mid | -- | -- | 22.81 | 22.79 | 22.74 | 23.07 |
| | | 50% | #Max | -- | -- | 22.80 | 22.77 | 22.90 | 23.10 |
| | | 100% | -- | -- | -- | 22.79 | 22.78 | 22.86 | 23.15 |
| | 16QAM | 1 | #0 | -- | -- | 23.04 | 23.09 | 22.97 | 23.23 |
| | | 1 | #Mid | -- | -- | 22.94 | 22.98 | 22.91 | 23.22 |
| | | 1 | #Max | -- | -- | 22.84 | 23.00 | 23.04 | 23.32 |
| | | 50% | #0 | -- | -- | 21.87 | 21.89 | 21.85 | 22.11 |
| | | 50% | #Mid | -- | -- | 21.89 | 21.89 | 21.88 | 22.24 |
| | | 50% | #Max | -- | -- | 21.86 | 21.97 | 21.94 | 22.23 |
| | | 100% | -- | -- | -- | 21.89 | 21.86 | 22.06 | 22.21 |
| | 64QAM | 1 | #0 | -- | -- | 22.9 | 22.94 | 22.88 | 22.11 |
| | | 1 | #Mid | -- | -- | 22.9 | 22.84 | 22.91 | 22.09 |
| | | 1 | #Max | -- | -- | 22.89 | 22.84 | 23.06 | 22.19 |
| | | 50% | #0 | -- | -- | 21.84 | 21.85 | 21.86 | 21.12 |
| | | 50% | #Mid | -- | -- | 21.86 | 21.86 | 21.99 | 21.35 |
| | | 50% | #Max | -- | -- | 21.81 | 21.83 | 22.05 | 21.22 |
| | | 100% | -- | -- | -- | 21.81 | 21.82 | 22.01 | 21.33 |
| Mid | QPSK | 1 | #0 | -- | -- | 23.65 | 23.65 | 23.65 | 23.98 |
| | | 1 | #Mid | -- | -- | 23.62 | 23.68 | 23.75 | 23.87 |
| | | 1 | #Max | -- | -- | 23.55 | 23.62 | 23.76 | 23.85 |
| | | 50% | #0 | -- | -- | 22.65 | 22.79 | 22.87 | 23.14 |
| | | 50% | #Mid | -- | -- | 22.81 | 22.72 | 22.79 | 23.05 |
| | | 50% | #Max | -- | -- | 22.72 | 22.72 | 22.87 | 23.04 |
| | | 100% | -- | -- | -- | 22.76 | 22.81 | 22.82 | 23.08 |
| | 16QAM | 1 | #0 | -- | -- | 22.98 | 23.07 | 23.09 | 23.21 |
| | | 1 | #Mid | -- | -- | 22.86 | 22.89 | 23.09 | 23.23 |
| | | 1 | #Max | -- | -- | 22.92 | 22.94 | 23.11 | 23.21 |

| | | | | | | | | | |
|---|---|---|---|---|---|---|---|---|---|
| | | 50% | #0 | -- | -- | 21.87 | 21.89 | 21.90 | 22.12 |
| | | 50% | #Mid | -- | -- | 21.92 | 21.93 | 21.92 | 22.16 |
| | | 50% | #Max | -- | -- | 21.94 | 21.92 | 21.91 | 22.10 |
| | | 100% | -- | -- | -- | 21.82 | 21.89 | 21.98 | 22.18 |
| | 64QAM | 1 | #0 | -- | -- | 22.92 | 22.9 | 22.89 | 22.01 |
| | | 1 | #Mid | -- | -- | 22.87 | 22.83 | 22.88 | 22.18 |
| | | 1 | #Max | -- | -- | 22.96 | 22.88 | 22.91 | 21.99 |
| | | 50% | #0 | -- | -- | 21.81 | 21.86 | 21.9 | 21.11 |
| | | 50% | #Mid | -- | -- | 21.84 | 21.9 | 21.93 | 21.14 |
| | | 50% | #Max | -- | -- | 21.85 | 21.88 | 21.9 | 21.12 |
| | | 100% | -- | -- | -- | 21.8 | 21.85 | 21.98 | 21.1 |
| High | QPSK | 1 | #0 | -- | -- | 23.61 | 23.59 | 23.62 | 23.83 |
| | | 1 | #Mid | -- | -- | 23.51 | 23.40 | 23.63 | 23.80 |
| | | 1 | #Max | -- | -- | 23.45 | 23.42 | 23.60 | 23.82 |
| | | 50% | #0 | -- | -- | 22.75 | 22.68 | 22.76 | 22.99 |
| | | 50% | #Mid | -- | -- | 22.68 | 22.71 | 22.79 | 23.02 |
| | | 50% | #Max | -- | -- | 22.74 | 22.68 | 22.76 | 23.02 |
| | | 100% | -- | -- | -- | 22.61 | 22.68 | 22.79 | 23.01 |
| | 16QAM | 1 | #0 | -- | -- | 22.82 | 22.91 | 23.06 | 23.21 |
| | | 1 | #Mid | -- | -- | 22.84 | 22.82 | 22.98 | 23.16 |
| | | 1 | #Max | -- | -- | 22.81 | 22.83 | 22.95 | 23.14 |
| | | 50% | #0 | -- | -- | 21.74 | 21.78 | 21.80 | 22.09 |
| | | 50% | #Mid | -- | -- | 21.78 | 21.81 | 21.83 | 22.09 |
| | | 50% | #Max | -- | -- | 21.73 | 21.78 | 21.79 | 22.07 |
| | | 100% | -- | -- | -- | 21.75 | 21.77 | 21.87 | 22.07 |
| | 64QAM | 1 | #0 | -- | -- | 22.84 | 22.86 | 22.86 | 21.99 |
| | | 1 | #Mid | -- | -- | 22.87 | 22.66 | 22.88 | 22.06 |
| | | 1 | #Max | -- | -- | 22.82 | 22.76 | 22.76 | 21.91 |
| | | 50% | #0 | -- | -- | 21.79 | 21.75 | 21.9 | 21.09 |
| | | 50% | #Mid | -- | -- | 21.84 | 21.77 | 21.83 | 21.12 |
| | | 50% | #Max | -- | -- | 21.7 | 21.74 | 21.89 | 21.09 |
| | | 100% | -- | -- | -- | 21.78 | 21.72 | 21.84 | 21.07 |

P-Sensor On

| Channel | Modulation | LTE Band 38 | | | | | | | |
|---|---|---|---|---|---|---|---|---|---|
| | | RB | RB | Maximum Conducted Output Power | | | | | |
| | | No. | Offset | 1.4M | 3M | 5M | 10M | 15M | 20M |
| Low | QPSK | 1 | #0 | -- | -- | 18.01 | 18.26 | 18.02 | 18.70 |
| | | 1 | #Mid | -- | -- | 18.13 | 18.04 | 18.15 | 18.62 |
| | | 1 | #Max | -- | -- | 18.08 | 18.09 | 18.06 | 18.42 |
| | | 50% | #0 | -- | -- | 18.00 | 18.10 | 18.17 | 18.39 |
| | | 50% | #Mid | -- | -- | 18.11 | 18.14 | 18.22 | 18.45 |
| | | 50% | #Max | -- | -- | 18.03 | 18.03 | 18.06 | 18.44 |
| | | 100% | -- | -- | -- | 18.22 | 18.23 | 18.23 | 18.60 |
| | 16QAM | 1 | #0 | -- | -- | 18.33 | 18.62 | 18.33 | 18.16 |
| | | 1 | #Mid | -- | -- | 18.05 | 18.19 | 18.50 | 18.22 |
| | | 1 | #Max | -- | -- | 18.09 | 18.14 | 18.40 | 18.00 |
| | | 50% | #0 | -- | -- | 18.18 | 18.20 | 18.24 | 18.38 |
| | | 50% | #Mid | -- | -- | 18.18 | 18.29 | 18.30 | 18.52 |
| | | 50% | #Max | -- | -- | 18.16 | 18.12 | 18.22 | 18.35 |
| | | 100% | -- | -- | -- | 18.39 | 18.37 | 18.43 | 18.49 |
| | 64QAM | 1 | #0 | -- | -- | 18.12 | 18.42 | 18.32 | 18.34 |
| | | 1 | #Mid | -- | -- | 18.39 | 18.01 | 18.32 | 18.19 |
| | | 1 | #Max | -- | -- | 18.69 | 18.03 | 18.29 | 18.51 |
| | | 50% | #0 | -- | -- | 18.13 | 18.17 | 18.27 | 18.17 |
| | | 50% | #Mid | -- | -- | 18.13 | 18.23 | 18.33 | 18.34 |
| | | 50% | #Max | -- | -- | 18.13 | 18.17 | 18.28 | 18.21 |
| | | 100% | -- | -- | -- | 18.33 | 18.3 | 18.37 | 18.42 |
| Mid | QPSK | 1 | #0 | -- | -- | 18.04 | 18.19 | 18.01 | 18.73 |
| | | 1 | #Mid | -- | -- | 18.09 | 18.04 | 18.40 | 18.30 |
| | | 1 | #Max | -- | -- | 18.01 | 18.65 | 18.53 | 18.36 |
| | | 50% | #0 | -- | -- | 18.02 | 18.18 | 18.13 | 18.26 |
| | | 50% | #Mid | -- | -- | 18.01 | 18.17 | 18.24 | 18.65 |
| | | 50% | #Max | -- | -- | 18.03 | 18.12 | 18.10 | 18.25 |
| | | 100% | -- | -- | -- | 18.13 | 18.29 | 18.32 | 18.38 |
| | 16QAM | 1 | #0 | -- | -- | 18.45 | 18.39 | 18.27 | 18.66 |
| | | 1 | #Mid | -- | -- | 18.48 | 18.70 | 18.47 | 18.49 |
| | | 1 | #Max | -- | -- | 18.27 | 18.65 | 18.52 | 18.71 |

| | | | | | | | | | |
|---|---|---|---|---|---|---|---|---|---|
| | | 50% | #0 | -- | -- | 18.15 | 18.12 | 18.19 | 18.37 |
| | | 50% | #Mid | -- | -- | 18.12 | 18.20 | 18.17 | 18.56 |
| | | 50% | #Max | -- | -- | 18.12 | 18.17 | 18.12 | 18.41 |
| | | 100% | -- | -- | -- | 18.32 | 18.32 | 18.33 | 18.51 |
| | 64QAM | 1 | #0 | -- | -- | 18.35 | 18.16 | 18.36 | 17.8 |
| | | 1 | #Mid | -- | -- | 18.33 | 18.55 | 18.37 | 17.98 |
| | | 1 | #Max | -- | -- | 18.14 | 18.48 | 18.48 | 18.11 |
| | | 50% | #0 | -- | -- | 18.12 | 18.14 | 18.23 | 18.1 |
| | | 50% | #Mid | -- | -- | 18.1 | 18.12 | 18.2 | 18.29 |
| | | 50% | #Max | -- | -- | 18.13 | 18.06 | 18.16 | 18.11 |
| | | 100% | -- | -- | -- | 18.27 | 18.25 | 18.34 | 18.35 |
| High | QPSK | 1 | #0 | -- | -- | 18.16 | 18.01 | 18.37 | 18.71 |
| | | 1 | #Mid | -- | -- | 18.61 | 18.09 | 18.60 | 18.36 |
| | | 1 | #Max | -- | -- | 18.40 | 18.30 | 18.61 | 18.70 |
| | | 50% | #0 | -- | -- | 18.43 | 18.02 | 18.19 | 18.36 |
| | | 50% | #Mid | -- | -- | 18.51 | 18.02 | 18.37 | 18.57 |
| | | 50% | #Max | -- | -- | 18.49 | 18.01 | 18.30 | 18.48 |
| | | 100% | -- | -- | -- | 18.54 | 18.14 | 18.44 | 18.51 |
| | 16QAM | 1 | #0 | -- | -- | 18.08 | 18.57 | 18.03 | 18.35 |
| | | 1 | #Mid | -- | -- | 18.22 | 18.14 | 18.11 | 18.18 |
| | | 1 | #Max | -- | -- | 18.08 | 18.36 | 18.32 | 18.29 |
| | | 50% | #0 | -- | -- | 18.29 | 18.30 | 18.03 | 18.27 |
| | | 50% | #Mid | -- | -- | 18.30 | 18.32 | 18.04 | 18.46 |
| | | 50% | #Max | -- | -- | 18.34 | 18.31 | 18.01 | 18.30 |
| | | 100% | -- | -- | -- | 18.33 | 18.44 | 18.21 | 18.43 |
| | 64QAM | 1 | #0 | -- | -- | 18.08 | 18.47 | 18.36 | 18.22 |
| | | 1 | #Mid | -- | -- | 18.46 | 18.33 | 18.6 | 18.32 |
| | | 1 | #Max | -- | -- | 18.29 | 18.79 | 18.57 | 18.45 |
| | | 50% | #0 | -- | -- | 18.42 | 18.26 | 18.28 | 18.15 |
| | | 50% | #Mid | -- | -- | 18.35 | 18.31 | 18.36 | 18.3 |
| | | 50% | #Max | -- | -- | 18.27 | 18.22 | 18.32 | 18.26 |
| | | 100% | -- | -- | -- | 18.42 | 18.35 | 18.45 | 18.4 |

P-Sensor Off

| Channel | Modulation | LTE Band 41 | | | | | | | |
|---|---|---|---|---|---|---|---|---|---|
| | | RB | RB | Maximum Conducted Output Power | | | | | |
| | | No. | Offset | 1.4M | 3M | 5M | 10M | 15M | 20M |
| Low | QPSK | 1 | #0 | -- | -- | 24.05 | 24.06 | 24.04 | 24.15 |
| | | 1 | #Mid | -- | -- | 24.06 | 23.98 | 24.05 | 24.13 |
| | | 1 | #Max | -- | -- | 23.98 | 24.00 | 24.05 | 24.09 |
| | | 50% | #0 | -- | -- | 23.09 | 23.06 | 23.06 | 23.26 |
| | | 50% | #Mid | -- | -- | 23.09 | 23.10 | 23.09 | 23.28 |
| | | 50% | #Max | -- | -- | 23.09 | 23.03 | 23.07 | 23.27 |
| | | 100% | -- | -- | -- | 23.08 | 23.08 | 23.08 | 23.26 |
| | 16QAM | 1 | #0 | -- | -- | 23.14 | 23.16 | 23.19 | 23.32 |
| | | 1 | #Mid | -- | -- | 23.11 | 23.13 | 23.22 | 23.33 |
| | | 1 | #Max | -- | -- | 23.11 | 23.13 | 23.15 | 23.26 |
| | | 50% | #0 | -- | -- | 22.11 | 22.17 | 22.12 | 22.33 |
| | | 50% | #Mid | -- | -- | 22.16 | 22.18 | 22.19 | 22.40 |
| | | 50% | #Max | -- | -- | 22.09 | 22.11 | 22.15 | 22.37 |
| | | 100% | -- | -- | -- | 22.16 | 22.15 | 22.17 | 22.37 |
| | 64QAM | 1 | #0 | -- | -- | 22.09 | 22.07 | 21.86 | 21.93 |
| | | 1 | #Mid | -- | -- | 22.17 | 21.98 | 22 | 21.96 |
| | | 1 | #Max | -- | -- | 22.06 | 21.93 | 22.11 | 21.89 |
| | | 50% | #0 | -- | -- | 21.32 | 21.28 | 21.35 | 21.44 |
| | | 50% | #Mid | -- | -- | 21.4 | 21.38 | 21.35 | 21.43 |
| | | 50% | #Max | -- | -- | 21.31 | 21.29 | 21.36 | 21.42 |
| | | 100% | -- | -- | -- | 21.49 | 21.19 | 21.44 | 21.37 |
| Mid | QPSK | 1 | #0 | -- | -- | 24.00 | 24.03 | 24.00 | 24.22 |
| | | 1 | #Mid | -- | -- | 24.01 | 23.99 | 24.06 | 24.21 |
| | | 1 | #Max | -- | -- | 23.94 | 24.03 | 23.99 | 24.15 |
| | | 50% | #0 | -- | -- | 23.01 | 23.04 | 23.04 | 23.31 |
| | | 50% | #Mid | -- | -- | 23.07 | 23.06 | 23.09 | 23.15 |
| | | 50% | #Max | -- | -- | 23.03 | 23.02 | 23.04 | 23.17 |
| | | 100% | -- | -- | -- | 23.02 | 23.03 | 23.07 | 23.21 |
| | 16QAM | 1 | #0 | -- | -- | 23.07 | 23.17 | 23.10 | 23.20 |
| | | 1 | #Mid | -- | -- | 23.11 | 23.12 | 23.14 | 23.17 |
| | | 1 | #Max | -- | -- | 23.07 | 23.10 | 23.09 | 23.16 |

| | | | | | | | | | |
|---|---|---|---|---|---|---|---|---|---|
| | | 50% | #0 | -- | -- | 22.07 | 22.13 | 22.09 | 22.23 |
| | | 50% | #Mid | -- | -- | 22.08 | 22.13 | 22.11 | 22.23 |
| | | 50% | #Max | -- | -- | 22.04 | 22.10 | 22.08 | 22.24 |
| | | 100% | -- | -- | -- | 22.10 | 22.17 | 22.14 | 22.24 |
| | 64QAM | 1 | #0 | -- | -- | 21.87 | 21.98 | 21.86 | 21.82 |
| | | 1 | #Mid | -- | -- | 21.96 | 21.87 | 22.02 | 22.01 |
| | | 1 | #Max | -- | -- | 21.89 | 21.8 | 22.06 | 21.81 |
| | | 50% | #0 | -- | -- | 21.11 | 21.26 | 21.19 | 21.32 |
| | | 50% | #Mid | -- | -- | 21.13 | 21.27 | 21.2 | 21.23 |
| | | 50% | #Max | -- | -- | 21.2 | 21.25 | 21.17 | 21.3 |
| | | 100% | -- | -- | -- | 21.23 | 21.22 | 21.31 | 21.28 |
| High | QPSK | 1 | #0 | -- | -- | 23.48 | 23.62 | 23.62 | 23.80 |
| | | 1 | #Mid | -- | -- | 23.66 | 23.49 | 23.79 | 23.63 |
| | | 1 | #Max | -- | -- | 23.56 | 23.60 | 23.64 | 23.70 |
| | | 50% | #0 | -- | -- | 22.59 | 22.71 | 22.71 | 22.66 |
| | | 50% | #Mid | -- | -- | 22.70 | 22.71 | 22.68 | 22.80 |
| | | 50% | #Max | -- | -- | 22.71 | 22.68 | 22.67 | 22.77 |
| | | 100% | -- | -- | -- | 22.66 | 22.73 | 22.67 | 22.67 |
| | 16QAM | 1 | #0 | -- | -- | 22.61 | 22.83 | 22.76 | 22.82 |
| | | 1 | #Mid | -- | -- | 22.87 | 22.59 | 22.90 | 22.84 |
| | | 1 | #Max | -- | -- | 22.68 | 22.70 | 22.78 | 22.80 |
| | | 50% | #0 | -- | -- | 21.68 | 21.80 | 21.78 | 21.79 |
| | | 50% | #Mid | -- | -- | 21.78 | 21.79 | 21.75 | 21.93 |
| | | 50% | #Max | -- | -- | 21.78 | 21.80 | 21.76 | 21.86 |
| | | 100% | -- | -- | -- | 21.79 | 21.82 | 21.78 | 21.78 |
| | 64QAM | 1 | #0 | -- | -- | 21.39 | 21.54 | 21.7 | 21.7 |
| | | 1 | #Mid | -- | -- | 21.68 | 21.47 | 21.84 | 21.48 |
| | | 1 | #Max | -- | -- | 21.33 | 21.47 | 21.53 | 21.42 |
| | | 50% | #0 | -- | -- | 20.81 | 21.02 | 20.9 | 20.83 |
| | | 50% | #Mid | -- | -- | 20.8 | 21.01 | 20.93 | 20.97 |
| | | 50% | #Max | -- | -- | 20.9 | 21 | 20.9 | 20.91 |
| | | 100% | -- | -- | -- | 20.87 | 20.97 | 20.99 | 20.89 |

P-Sensor On

| Channel | Modulation | LTE Band 41 | | | | | | | |
|---|---|---|---|---|---|---|---|---|---|
| | | RB | RB | Maximum Conducted Output Power | | | | | |
| | | No. | Offset | 1.4M | 3M | 5M | 10M | 15M | 20M |
| Low | QPSK | 1 | #0 | -- | -- | 18.06 | 18.26 | 18.02 | 18.32 |
| | | 1 | #Mid | -- | -- | 18.11 | 18.10 | 18.03 | 18.13 |
| | | 1 | #Max | -- | -- | 18.03 | 18.05 | 18.16 | 18.75 |
| | | 50% | #0 | -- | -- | 18.02 | 18.07 | 18.07 | 18.21 |
| | | 50% | #Mid | -- | -- | 18.08 | 18.09 | 18.04 | 18.68 |
| | | 50% | #Max | -- | -- | 18.07 | 18.06 | 18.02 | 18.26 |
| | | 100% | -- | -- | -- | 18.13 | 18.11 | 18.14 | 18.69 |
| | 16QAM | 1 | #0 | -- | -- | 18.37 | 18.18 | 18.14 | 18.41 |
| | | 1 | #Mid | -- | -- | 18.39 | 18.35 | 18.28 | 18.43 |
| | | 1 | #Max | -- | -- | 18.03 | 18.06 | 18.24 | 18.44 |
| | | 50% | #0 | -- | -- | 18.12 | 18.18 | 18.09 | 18.33 |
| | | 50% | #Mid | -- | -- | 18.15 | 18.10 | 18.12 | 18.41 |
| | | 50% | #Max | -- | -- | 18.10 | 18.09 | 18.04 | 18.42 |
| | | 100% | -- | -- | -- | 18.28 | 18.30 | 18.31 | 18.57 |
| | 64QAM | 1 | #0 | -- | -- | 18.26 | 18 | 18.01 | 18.4 |
| | | 1 | #Mid | -- | -- | 18.04 | 18.02 | 18.08 | 18.03 |
| | | 1 | #Max | -- | -- | 18.06 | 18.09 | 18 | 18.13 |
| | | 50% | #0 | -- | -- | 18.15 | 18.24 | 18.18 | 18.15 |
| | | 50% | #Mid | -- | -- | 18.12 | 18.23 | 18.19 | 18.34 |
| | | 50% | #Max | -- | -- | 18.21 | 18.15 | 18.14 | 18.28 |
| | | 100% | -- | -- | -- | 18.38 | 18.31 | 18.34 | 18.46 |
| Mid | QPSK | 1 | #0 | -- | -- | 18.06 | 18.22 | 18.42 | 18.21 |
| | | 1 | #Mid | -- | -- | 18.28 | 18.16 | 18.60 | 18.32 |
| | | 1 | #Max | -- | -- | 18.17 | 18.27 | 18.15 | 18.85 |
| | | 50% | #0 | -- | -- | 18.23 | 18.14 | 18.19 | 18.39 |
| | | 50% | #Mid | -- | -- | 18.16 | 18.19 | 18.28 | 18.66 |
| | | 50% | #Max | -- | -- | 18.14 | 18.14 | 18.25 | 18.42 |
| | | 100% | -- | -- | -- | 18.32 | 18.36 | 18.34 | 18.70 |
| | 16QAM | 1 | #0 | -- | -- | 18.37 | 18.21 | 18.37 | 18.33 |
| | | 1 | #Mid | -- | -- | 18.53 | 18.47 | 18.51 | 18.74 |
| | | 1 | #Max | -- | -- | 18.35 | 18.55 | 18.46 | 18.70 |

| | | | | | | | | | |
|---|---|---|---|---|---|---|---|---|---|
| | | 50% | #0 | -- | -- | 18.30 | 18.26 | 18.34 | 18.59 |
| | | 50% | #Mid | -- | -- | 18.31 | 18.39 | 18.45 | 18.71 |
| | | 50% | #Max | -- | -- | 18.29 | 18.34 | 18.37 | 18.58 |
| | | 100% | -- | -- | -- | 18.47 | 18.46 | 18.50 | 18.72 |
| | 64QAM | 1 | #0 | -- | -- | 18.06 | 18.22 | 18.04 | 18.21 |
| | | 1 | #Mid | -- | -- | 18.27 | 18.04 | 18.23 | 18.31 |
| | | 1 | #Max | -- | -- | 18.09 | 18.05 | 18.03 | 18.27 |
| | | 50% | #0 | -- | -- | 18.26 | 18.39 | 18.45 | 18.41 |
| | | 50% | #Mid | -- | -- | 18.37 | 18.46 | 18.45 | 18.53 |
| | | 50% | #Max | -- | -- | 18.36 | 18.43 | 18.37 | 18.37 |
| | | 100% | -- | -- | -- | 18.53 | 18.47 | 18.52 | 18.52 |
| High | QPSK | 1 | #0 | -- | -- | 18.28 | 18.28 | 18.33 | 18.35 |
| | | 1 | #Mid | -- | -- | 18.43 | 18.30 | 18.43 | 18.39 |
| | | 1 | #Max | -- | -- | 18.16 | 18.16 | 18.07 | 18.67 |
| | | 50% | #0 | -- | -- | 18.40 | 18.32 | 18.36 | 18.44 |
| | | 50% | #Mid | -- | -- | 18.38 | 18.44 | 18.28 | 18.65 |
| | | 50% | #Max | -- | -- | 18.20 | 18.32 | 18.26 | 18.50 |
| | | 100% | -- | -- | -- | 18.41 | 18.44 | 18.46 | 18.57 |
| | 16QAM | 1 | #0 | -- | -- | 18.55 | 18.50 | 18.49 | 18.64 |
| | | 1 | #Mid | -- | -- | 18.60 | 18.42 | 18.60 | 18.47 |
| | | 1 | #Max | -- | -- | 18.42 | 18.43 | 18.32 | 18.51 |
| | | 50% | #0 | -- | -- | 18.48 | 18.42 | 18.49 | 18.53 |
| | | 50% | #Mid | -- | -- | 18.40 | 18.49 | 18.40 | 18.65 |
| | | 50% | #Max | -- | -- | 18.32 | 18.48 | 18.41 | 18.67 |
| | | 100% | -- | -- | -- | 18.60 | 18.50 | 18.56 | 18.66 |
| | 64QAM | 1 | #0 | -- | -- | 18.3 | 18.32 | 18.23 | 18.4 |
| | | 1 | #Mid | -- | -- | 18.38 | 18.15 | 18.17 | 18.22 |
| | | 1 | #Max | -- | -- | 18.07 | 18.29 | 18 | 18.03 |
| | | 50% | #0 | -- | -- | 18.41 | 18.45 | 18.5 | 18.39 |
| | | 50% | #Mid | -- | -- | 18.4 | 18.64 | 18.41 | 18.58 |
| | | 50% | #Max | -- | -- | 18.34 | 18.56 | 18.41 | 18.38 |
| | | 100% | -- | -- | -- | 18.6 | 18.59 | 18.58 | 18.48 |

P-Sensor Off

| Channel | Modulation | LTE Band 41 (PC2) | | | | | | | |
|---|---|---|---|---|---|---|---|---|---|
| | | RB | RB | Maximum Conducted Output Power | | | | | |
| | | No. | Offset | 1.4M | 3M | 5M | 10M | 15M | 20M |
| Low | QPSK | 1 | #0 | -- | -- | 25.96 | 25.95 | 25.98 | 26.05 |
| | | 1 | #Mid | -- | -- | 25.95 | 25.90 | 25.97 | 26.03 |
| | | 1 | #Max | -- | -- | 25.92 | 25.95 | 25.93 | 26.01 |
| | | 50% | #0 | -- | -- | 25.10 | 25.06 | 25.05 | 25.22 |
| | | 50% | #Mid | -- | -- | 25.13 | 25.07 | 25.05 | 25.21 |
| | | 50% | #Max | -- | -- | 25.09 | 25.07 | 25.03 | 25.27 |
| | | 100% | -- | -- | -- | 25.06 | 25.12 | 25.09 | 25.31 |
| | 16QAM | 1 | #0 | -- | -- | 25.14 | 25.16 | 25.15 | 25.36 |
| | | 1 | #Mid | -- | -- | 25.12 | 25.11 | 25.13 | 25.42 |
| | | 1 | #Max | -- | -- | 25.09 | 25.13 | 25.07 | 25.38 |
| | | 50% | #0 | -- | -- | 24.15 | 24.15 | 24.08 | 24.43 |
| | | 50% | #Mid | -- | -- | 24.15 | 24.14 | 24.09 | 24.40 |
| | | 50% | #Max | -- | -- | 24.16 | 24.13 | 24.06 | 24.41 |
| | | 100% | -- | -- | -- | 24.15 | 24.10 | 24.14 | 24.43 |
| | 64QAM | 1 | #0 | -- | -- | 25.09 | 25.1 | 25.02 | 24.08 |
| | | 1 | #Mid | -- | -- | 25.05 | 25 | 24.85 | 24.31 |
| | | 1 | #Max | -- | -- | 24.93 | 24.96 | 24.87 | 24.14 |
| | | 50% | #0 | -- | -- | 24.04 | 23.98 | 23.99 | 23.26 |
| | | 50% | #Mid | -- | -- | 24.01 | 23.97 | 24.08 | 23.34 |
| | | 50% | #Max | -- | -- | 24.01 | 23.97 | 24.08 | 23.21 |
| | | 100% | -- | -- | -- | 24.04 | 23.99 | 24.06 | 23.25 |
| Mid | QPSK | 1 | #0 | -- | -- | 25.91 | 25.97 | 25.95 | 26.06 |
| | | 1 | #Mid | -- | -- | 25.93 | 25.91 | 26.00 | 26.06 |
| | | 1 | #Max | -- | -- | 25.86 | 25.92 | 25.93 | 26.05 |
| | | 50% | #0 | -- | -- | 25.05 | 25.04 | 25.03 | 25.26 |
| | | 50% | #Mid | -- | -- | 25.06 | 25.06 | 25.05 | 25.30 |
| | | 50% | #Max | -- | -- | 25.06 | 25.04 | 25.02 | 25.28 |
| | | 100% | -- | -- | -- | 25.02 | 25.04 | 25.05 | 25.32 |
| | 16QAM | 1 | #0 | -- | -- | 25.12 | 25.21 | 25.13 | 25.31 |
| | | 1 | #Mid | -- | -- | 25.17 | 25.11 | 25.16 | 25.32 |
| | | 1 | #Max | -- | -- | 25.10 | 25.20 | 25.11 | 25.27 |

| | | | | | | | | | |
|---|---|---|---|---|---|---|---|---|---|
| | | 50% | #0 | -- | -- | 24.09 | 24.11 | 24.09 | 24.33 |
| | | 50% | #Mid | -- | -- | 24.15 | 24.14 | 24.09 | 24.39 |
| | | 50% | #Max | -- | -- | 24.11 | 24.09 | 24.06 | 24.36 |
| | | 100% | -- | -- | -- | 24.09 | 24.15 | 24.13 | 24.33 |
| | 64QAM | 1 | #0 | -- | -- | 24.97 | 25.06 | 24.94 | 24.1 |
| | | 1 | #Mid | -- | -- | 25.01 | 24.95 | 24.97 | 24.13 |
| | | 1 | #Max | -- | -- | 24.93 | 24.99 | 24.96 | 24.09 |
| | | 50% | #0 | -- | -- | 23.94 | 23.98 | 24.07 | 23.19 |
| | | 50% | #Mid | -- | -- | 23.97 | 23.99 | 23.98 | 23.29 |
| | | 50% | #Max | -- | -- | 23.93 | 23.97 | 24.06 | 23.15 |
| | | 100% | -- | -- | -- | 23.91 | 23.97 | 24.03 | 23.24 |
| High | QPSK | 1 | #0 | -- | -- | 25.37 | 25.47 | 25.52 | 25.69 |
| | | 1 | #Mid | -- | -- | 25.55 | 25.34 | 25.62 | 25.55 |
| | | 1 | #Max | -- | -- | 25.41 | 25.45 | 25.53 | 25.59 |
| | | 50% | #0 | -- | -- | 24.62 | 24.73 | 24.66 | 24.85 |
| | | 50% | #Mid | -- | -- | 24.75 | 24.67 | 24.66 | 24.95 |
| | | 50% | #Max | -- | -- | 24.76 | 24.69 | 24.63 | 24.90 |
| | | 100% | -- | -- | -- | 24.68 | 24.74 | 24.70 | 24.79 |
| | 16QAM | 1 | #0 | -- | -- | 24.59 | 24.76 | 24.69 | 24.85 |
| | | 1 | #Mid | -- | -- | 24.77 | 24.61 | 24.82 | 24.84 |
| | | 1 | #Max | -- | -- | 24.66 | 24.74 | 24.73 | 24.91 |
| | | 50% | #0 | -- | -- | 23.69 | 23.80 | 23.74 | 23.91 |
| | | 50% | #Mid | -- | -- | 23.81 | 23.79 | 23.75 | 24.01 |
| | | 50% | #Max | -- | -- | 23.83 | 23.75 | 23.71 | 23.95 |
| | | 100% | -- | -- | -- | 23.78 | 23.83 | 23.78 | 23.87 |
| | 64QAM | 1 | #0 | -- | -- | 24.56 | 24.65 | 24.72 | 23.61 |
| | | 1 | #Mid | -- | -- | 24.71 | 24.41 | 24.84 | 23.77 |
| | | 1 | #Max | -- | -- | 24.57 | 24.56 | 24.55 | 23.73 |
| | | 50% | #0 | -- | -- | 23.58 | 23.62 | 23.69 | 22.83 |
| | | 50% | #Mid | -- | -- | 23.71 | 23.61 | 23.61 | 22.96 |
| | | 50% | #Max | -- | -- | 23.63 | 23.58 | 23.68 | 22.89 |
| | | 100% | -- | -- | -- | 23.62 | 23.58 | 23.66 | 22.78 |

P-Sensor On

| Channel | Modulation | LTE Band 41 (PC2) | | | | | | | |
|---|---|---|---|---|---|---|---|---|---|
| | | RB | RB | Maximum Conducted Output Power | | | | | |
| | | No. | Offset | 1.4M | 3M | 5M | 10M | 15M | 20M |
| Low | QPSK | 1 | #0 | -- | -- | 20.17 | 20.02 | 20.10 | 20.32 |
| | | 1 | #Mid | -- | -- | 20.03 | 20.08 | 20.15 | 20.90 |
| | | 1 | #Max | -- | -- | 20.07 | 20.07 | 20.01 | 20.34 |
| | | 50% | #0 | -- | -- | 20.01 | 20.01 | 20.14 | 20.43 |
| | | 50% | #Mid | -- | -- | 20.07 | 20.04 | 20.05 | 20.88 |
| | | 50% | #Max | -- | -- | 20.01 | 20.08 | 20.03 | 20.46 |
| | | 100% | -- | -- | -- | 20.16 | 20.13 | 20.14 | 20.79 |
| | 16QAM | 1 | #0 | -- | -- | 20.59 | 20.45 | 20.54 | 20.49 |
| | | 1 | #Mid | -- | -- | 20.47 | 20.44 | 20.31 | 20.50 |
| | | 1 | #Max | -- | -- | 20.35 | 20.05 | 20.55 | 20.46 |
| | | 50% | #0 | -- | -- | 20.16 | 20.26 | 20.21 | 20.39 |
| | | 50% | #Mid | -- | -- | 20.15 | 20.24 | 20.22 | 20.52 |
| | | 50% | #Max | -- | -- | 20.20 | 20.18 | 20.21 | 20.42 |
| | | 100% | -- | -- | -- | 20.27 | 20.26 | 20.31 | 20.57 |
| | 64QAM | 1 | #0 | -- | -- | 20.57 | 20.29 | 20.32 | 20.28 |
| | | 1 | #Mid | -- | -- | 20.28 | 20.05 | 20.53 | 20.07 |
| | | 1 | #Max | -- | -- | 20.2 | 19.9 | 20.26 | 20.23 |
| | | 50% | #0 | -- | -- | 20.03 | 20.21 | 20.21 | 20.18 |
| | | 50% | #Mid | -- | -- | 20.15 | 20.16 | 20.24 | 20.26 |
| | | 50% | #Max | -- | -- | 20.13 | 20.15 | 20.2 | 20.19 |
| | | 100% | -- | -- | -- | 20.22 | 20.23 | 20.3 | 20.42 |
| Mid | QPSK | 1 | #0 | -- | -- | 20.05 | 20.20 | 20.29 | 20.52 |
| | | 1 | #Mid | -- | -- | 20.18 | 20.06 | 20.45 | 20.96 |
| | | 1 | #Max | -- | -- | 20.02 | 20.01 | 20.36 | 20.41 |
| | | 50% | #0 | -- | -- | 20.15 | 20.15 | 20.29 | 20.47 |
| | | 50% | #Mid | -- | -- | 20.26 | 20.32 | 20.29 | 20.75 |
| | | 50% | #Max | -- | -- | 20.20 | 20.20 | 20.29 | 20.48 |
| | | 100% | -- | -- | -- | 20.30 | 20.35 | 20.35 | 20.77 |
| | 16QAM | 1 | #0 | -- | -- | 20.16 | 20.47 | 20.33 | 20.85 |
| | | 1 | #Mid | -- | -- | 20.57 | 20.13 | 20.41 | 20.65 |
| | | 1 | #Max | -- | -- | 20.40 | 20.18 | 20.46 | 20.65 |

| | | | | | | | | | |
|---|---|---|---|---|---|---|---|---|---|
| | | 50% | #0 | -- | -- | 20.31 | 20.28 | 20.41 | 20.59 |
| | | 50% | #Mid | -- | -- | 20.42 | 20.38 | 20.35 | 20.70 |
| | | 50% | #Max | -- | -- | 20.38 | 20.41 | 20.39 | 20.58 |
| | | 100% | -- | -- | -- | 20.45 | 20.45 | 20.48 | 20.64 |
| | 64QAM | 1 | #0 | -- | -- | 20.09 | 20.5 | 20.5 | 20.47 |
| | | 1 | #Mid | -- | -- | 20.4 | 20.27 | 20.73 | 20.51 |
| | | 1 | #Max | -- | -- | 20.27 | 20.19 | 20.61 | 20.43 |
| | | 50% | #0 | -- | -- | 20.24 | 20.31 | 20.35 | 20.34 |
| | | 50% | #Mid | -- | -- | 20.28 | 20.39 | 20.39 | 20.45 |
| | | 50% | #Max | -- | -- | 20.25 | 20.33 | 20.39 | 20.33 |
| | | 100% | -- | -- | -- | 20.35 | 20.41 | 20.45 | 20.49 |
| High | QPSK | 1 | #0 | -- | -- | 20.37 | 20.66 | 20.39 | 20.48 |
| | | 1 | #Mid | -- | -- | 20.39 | 20.19 | 20.80 | 20.89 |
| | | 1 | #Max | -- | -- | 20.29 | 20.03 | 20.30 | 20.33 |
| | | 50% | #0 | -- | -- | 20.47 | 20.35 | 20.36 | 20.42 |
| | | 50% | #Mid | -- | -- | 20.47 | 20.36 | 20.42 | 20.66 |
| | | 50% | #Max | -- | -- | 20.27 | 20.42 | 20.40 | 20.55 |
| | | 100% | -- | -- | -- | 20.41 | 20.47 | 20.43 | 20.56 |
| | 16QAM | 1 | #0 | -- | -- | 20.65 | 20.53 | 20.60 | 20.75 |
| | | 1 | #Mid | -- | -- | 20.50 | 20.57 | 20.67 | 20.49 |
| | | 1 | #Max | -- | -- | 20.51 | 20.31 | 20.60 | 20.48 |
| | | 50% | #0 | -- | -- | 20.56 | 20.50 | 20.45 | 20.58 |
| | | 50% | #Mid | -- | -- | 20.59 | 20.55 | 20.47 | 20.81 |
| | | 50% | #Max | -- | -- | 20.41 | 20.56 | 20.46 | 20.70 |
| | | 100% | -- | -- | -- | 20.61 | 20.59 | 20.55 | 20.70 |
| | 64QAM | 1 | #0 | -- | -- | 20.53 | 20.83 | 20.53 | 20.57 |
| | | 1 | #Mid | -- | -- | 20.66 | 20.53 | 20.62 | 20.48 |
| | | 1 | #Max | -- | -- | 20.52 | 20.15 | 20.49 | 20.21 |
| | | 50% | #0 | -- | -- | 20.49 | 20.44 | 20.44 | 20.31 |
| | | 50% | #Mid | -- | -- | 20.53 | 20.52 | 20.52 | 20.56 |
| | | 50% | #Max | -- | -- | 20.42 | 20.44 | 20.46 | 20.43 |
| | | 100% | -- | -- | -- | 20.51 | 20.49 | 20.58 | 20.55 |

P-Sensor Off

| Channel | Modulation | LTE Band 66 | | | | | | | |
|---|---|---|---|---|---|---|---|---|---|
| | | RB | RB | Maximum Conducted Output Power | | | | | |
| | | No. | Offset | 1.4M | 3M | 5M | 10M | 15M | 20M |
| Low | QPSK | 1 | #0 | 23.87 | 23.82 | 23.91 | 23.94 | 23.95 | 23.96 |
| | | 1 | #Mid | 23.86 | 23.91 | 23.90 | 23.93 | 23.92 | 23.95 |
| | | 1 | #Max | 23.87 | 23.81 | 23.86 | 23.85 | 23.87 | 23.81 |
| | | 50% | #0 | 22.78 | 22.79 | 22.70 | 22.89 | 22.89 | 22.90 |
| | | 50% | #Mid | 22.39 | 22.00 | 22.81 | 22.90 | 22.88 | 22.81 |
| | | 50% | #Max | 22.09 | 22.70 | 22.85 | 22.90 | 22.81 | 22.92 |
| | | 100% | -- | 22.81 | 22.81 | 22.86 | 22.87 | 22.82 | 22.89 |
| | 16QAM | 1 | #0 | 23.13 | 23.06 | 23.34 | 23.29 | 23.11 | 23.40 |
| | | 1 | #Mid | 23.10 | 23.26 | 23.30 | 23.33 | 23.08 | 23.38 |
| | | 1 | #Max | 22.99 | 23.11 | 23.29 | 23.35 | 23.02 | 23.31 |
| | | 50% | #0 | 22.93 | 21.98 | 22.04 | 22.11 | 22.12 | 22.11 |
| | | 50% | #Mid | 22.98 | 22.01 | 22.12 | 22.09 | 22.05 | 22.10 |
| | | 50% | #Max | 22.89 | 21.99 | 22.06 | 22.08 | 22.06 | 22.01 |
| | | 100% | -- | 22.04 | 22.07 | 22.05 | 22.15 | 22.04 | 22.00 |
| | 64QAM | 1 | #0 | 22.1 | 22.18 | 22.15 | 22.23 | 22.24 | 22.18 |
| | | 1 | #Mid | 22.1 | 22.27 | 22.13 | 22.24 | 22.23 | 22.19 |
| | | 1 | #Max | 22.07 | 22.12 | 22.1 | 22.26 | 22.21 | 22.22 |
| | | 50% | #0 | 22.13 | 21.11 | 21.12 | 21.21 | 21.22 | 21.21 |
| | | 50% | #Mid | 22.12 | 21.15 | 21.18 | 21.2 | 21.22 | 21.18 |
| | | 50% | #Max | 22.09 | 21.16 | 21.16 | 21.17 | 21.15 | 21.11 |
| | | 100% | -- | 21.03 | 21.13 | 21.08 | 21.17 | 21.14 | 21.13 |
| Mid | QPSK | 1 | #0 | 23.65 | 23.69 | 23.83 | 23.82 | 23.85 | 23.99 |
| | | 1 | #Mid | 23.75 | 23.79 | 23.83 | 23.78 | 23.75 | 23.74 |
| | | 1 | #Max | 23.67 | 23.68 | 23.79 | 23.73 | 23.74 | 23.72 |
| | | 50% | #0 | 22.45 | 22.83 | 22.83 | 22.85 | 22.86 | 22.95 |
| | | 50% | #Mid | 22.27 | 22.84 | 22.87 | 22.88 | 22.87 | 22.88 |
| | | 50% | #Max | 22.37 | 22.81 | 22.83 | 22.78 | 22.79 | 22.80 |
| | | 100% | -- | 22.56 | 22.84 | 22.81 | 22.85 | 22.84 | 22.84 |
| | 16QAM | 1 | #0 | 22.94 | 22.99 | 22.94 | 23.27 | 22.83 | 23.07 |
| | | 1 | #Mid | 22.99 | 23.15 | 22.98 | 23.26 | 22.77 | 23.11 |
| | | 1 | #Max | 22.96 | 22.94 | 22.95 | 23.26 | 22.73 | 23.04 |

| | | | | | | | | | |
|---|---|---|---|---|---|---|---|---|---|
| | | 50% | #0 | 22.07 | 21.84 | 21.95 | 22.00 | 21.95 | 21.99 |
| | | 50% | #Mid | 22.06 | 21.86 | 22.01 | 21.96 | 21.98 | 21.99 |
| | | 50% | #Max | 22.08 | 21.83 | 21.90 | 21.94 | 21.91 | 21.91 |
| | | 100% | -- | 22.02 | 21.89 | 21.97 | 21.98 | 21.89 | 21.96 |
| | 64QAM | 1 | #0 | 21.9 | 22 | 22.29 | 22.11 | 22.15 | 22.12 |
| | | 1 | #Mid | 22.05 | 22.09 | 22.31 | 22.21 | 22.2 | 22.16 |
| | | 1 | #Max | 21.99 | 22.05 | 22.25 | 22.12 | 22.02 | 22.17 |
| | | 50% | #0 | 21.93 | 20.98 | 21.21 | 21.02 | 21.1 | 21.09 |
| | | 50% | #Mid | 22.01 | 21.03 | 21.24 | 21.06 | 21.07 | 21.06 |
| | | 50% | #Max | 21.99 | 20.93 | 21.2 | 20.99 | 21.02 | 20.98 |
| | | 100% | -- | 20.83 | 20.92 | 21.16 | 21.04 | 21.01 | 21.03 |
| High | QPSK | 1 | #0 | 23.91 | 23.83 | 23.91 | 23.89 | 23.79 | 23.76 |
| | | 1 | #Mid | 23.94 | 23.80 | 23.94 | 23.77 | 23.85 | 23.95 |
| | | 1 | #Max | 23.89 | 23.85 | 23.86 | 23.71 | 23.71 | 23.68 |
| | | 50% | #0 | 22.71 | 22.86 | 22.70 | 22.84 | 22.80 | 22.88 |
| | | 50% | #Mid | 22.73 | 22.86 | 22.69 | 22.81 | 22.85 | 22.84 |
| | | 50% | #Max | 22.78 | 22.87 | 22.66 | 22.86 | 22.83 | 22.89 |
| | | 100% | -- | 22.72 | 22.89 | 22.79 | 22.88 | 22.83 | 22.80 |
| | 16QAM | 1 | #0 | 23.07 | 23.18 | 22.82 | 23.12 | 22.91 | 23.15 |
| | | 1 | #Mid | 23.18 | 23.28 | 22.85 | 23.15 | 22.99 | 23.36 |
| | | 1 | #Max | 23.07 | 23.12 | 22.77 | 22.99 | 22.87 | 23.01 |
| | | 50% | #0 | 22.97 | 21.99 | 21.98 | 22.03 | 21.94 | 21.99 |
| | | 50% | #Mid | 22.60 | 22.05 | 22.05 | 22.04 | 22.01 | 21.96 |
| | | 50% | #Max | 22.59 | 21.98 | 21.97 | 21.97 | 21.99 | 21.99 |
| | | 100% | -- | 22.07 | 21.85 | 21.95 | 22.02 | 21.90 | 21.88 |
| | 64QAM | 1 | #0 | 21.96 | 22.04 | 22.17 | 22.16 | 22.21 | 22.14 |
| | | 1 | #Mid | 22.1 | 22.24 | 22.16 | 22.2 | 22.25 | 22.23 |
| | | 1 | #Max | 22.04 | 22.14 | 22.15 | 22.12 | 22.07 | 22.13 |
| | | 50% | #0 | 22.15 | 21.11 | 21.11 | 21.01 | 21.08 | 21.08 |
| | | 50% | #Mid | 22.15 | 21.15 | 21.12 | 21.12 | 21.16 | 21.04 |
| | | 50% | #Max | 22.09 | 21.09 | 21.1 | 21.09 | 21.12 | 21.07 |
| | | 100% | -- | 21.01 | 21.12 | 21.08 | 20.99 | 21.04 | 21.02 |

P-Sensor On

| Channel | Modulation | LTE Band 66 | | | | | | | |
|---|---|---|---|---|---|---|---|---|---|
| | | RB | RB | Maximum Conducted Output Power | | | | | |
| | | No. | Offset | 1.4M | 3M | 5M | 10M | 15M | 20M |
| Low | QPSK | 1 | #0 | 15.62 | 15.57 | 15.61 | 15.63 | 15.51 | 15.81 |
| | | 1 | #Mid | 15.66 | 15.68 | 15.62 | 15.54 | 15.57 | 15.73 |
| | | 1 | #Max | 15.56 | 15.55 | 15.53 | 15.49 | 15.50 | 15.58 |
| | | 50% | #0 | 15.63 | 15.60 | 15.64 | 15.63 | 15.59 | 15.80 |
| | | 50% | #Mid | 15.68 | 15.64 | 15.65 | 15.64 | 15.62 | 15.80 |
| | | 50% | #Max | 15.63 | 15.62 | 15.62 | 15.54 | 15.57 | 15.70 |
| | | 100% | -- | 15.62 | 15.61 | 15.61 | 15.63 | 15.57 | 15.74 |
| | 16QAM | 1 | #0 | 15.67 | 15.64 | 15.58 | 15.66 | 15.54 | 15.70 |
| | | 1 | #Mid | 15.71 | 15.68 | 15.60 | 15.65 | 15.58 | 15.77 |
| | | 1 | #Max | 15.56 | 15.57 | 15.60 | 15.64 | 15.48 | 15.58 |
| | | 50% | #0 | 15.41 | 15.42 | 15.42 | 15.50 | 15.32 | 15.54 |
| | | 50% | #Mid | 15.46 | 15.45 | 15.49 | 15.52 | 15.38 | 15.53 |
| | | 50% | #Max | 15.38 | 15.42 | 15.43 | 15.48 | 15.33 | 15.49 |
| | | 100% | -- | 15.49 | 15.41 | 15.43 | 15.51 | 15.40 | 15.47 |
| | 64QAM | 1 | #0 | 15.54 | 15.4 | 15.52 | 15.6 | 15.56 | 15.62 |
| | | 1 | #Mid | 15.59 | 15.56 | 15.56 | 15.52 | 15.56 | 15.58 |
| | | 1 | #Max | 15.52 | 15.48 | 15.44 | 15.39 | 15.4 | 15.28 |
| | | 50% | #0 | 15.42 | 15.33 | 15.46 | 15.36 | 15.42 | 15.42 |
| | | 50% | #Mid | 15.45 | 15.38 | 15.41 | 15.41 | 15.4 | 15.34 |
| | | 50% | #Max | 15.44 | 15.34 | 15.41 | 15.32 | 15.37 | 15.29 |
| | | 100% | -- | 15.27 | 15.32 | 15.34 | 15.37 | 15.35 | 15.3 |
| Mid | QPSK | 1 | #0 | 15.61 | 15.57 | 15.71 | 15.80 | 15.66 | 15.89 |
| | | 1 | #Mid | 15.70 | 15.70 | 15.72 | 15.72 | 15.72 | 15.88 |
| | | 1 | #Max | 15.63 | 15.55 | 15.63 | 15.64 | 15.65 | 15.84 |
| | | 50% | #0 | 15.66 | 15.60 | 15.74 | 15.76 | 15.74 | 15.75 |
| | | 50% | #Mid | 15.67 | 15.64 | 15.75 | 15.77 | 15.77 | 15.56 |
| | | 50% | #Max | 15.68 | 15.62 | 15.72 | 15.68 | 15.72 | 15.52 |
| | | 100% | -- | 15.69 | 15.61 | 15.71 | 15.72 | 15.72 | 15.57 |
| | 16QAM | 1 | #0 | 15.62 | 15.68 | 15.70 | 15.68 | 15.65 | 15.67 |
| | | 1 | #Mid | 15.72 | 15.67 | 15.67 | 15.73 | 15.76 | 15.58 |
| | | 1 | #Max | 15.63 | 15.66 | 15.64 | 15.80 | 15.70 | 15.58 |

| | | | | | | | | | |
|---|---|---|---|---|---|---|---|---|---|
| | | 50% | #0 | 15.48 | 15.55 | 15.66 | 15.76 | 15.49 | 15.42 |
| | | 50% | #Mid | 15.60 | 15.59 | 15.65 | 15.73 | 15.54 | 15.41 |
| | | 50% | #Max | 15.53 | 15.52 | 15.63 | 15.67 | 15.50 | 15.37 |
| | | 100% | -- | 15.54 | 15.55 | 15.62 | 15.72 | 15.55 | 15.34 |
| | 64QAM | 1 | #0 | 15.34 | 15.14 | 15.23 | 15.29 | 15.29 | 15.4 |
| | | 1 | #Mid | 15.45 | 15.2 | 15.19 | 15.18 | 15.16 | 15.33 |
| | | 1 | #Max | 15.33 | 15.06 | 15.1 | 15.05 | 15.03 | 15 |
| | | 50% | #0 | 15.27 | 15.01 | 15.12 | 15.06 | 15.13 | 15.17 |
| | | 50% | #Mid | 15.35 | 15 | 15.08 | 15.04 | 15.13 | 15.07 |
| | | 50% | #Max | 15.29 | 15.08 | 15.02 | 14.94 | 15.03 | 14.9 |
| | | 100% | -- | 15.07 | 15.05 | 15 | 15.02 | 15.02 | 15 |
| High | QPSK | 1 | #0 | 15.48 | 15.54 | 15.63 | 15.62 | 15.55 | 15.73 |
| | | 1 | #Mid | 15.57 | 15.62 | 15.62 | 15.49 | 15.63 | 15.70 |
| | | 1 | #Max | 15.54 | 15.47 | 15.55 | 15.44 | 15.55 | 15.58 |
| | | 50% | #0 | 15.54 | 15.55 | 15.68 | 15.55 | 15.61 | 15.72 |
| | | 50% | #Mid | 15.59 | 15.57 | 15.68 | 15.60 | 15.64 | 15.63 |
| | | 50% | #Max | 15.56 | 15.52 | 15.64 | 15.49 | 15.63 | 15.70 |
| | | 100% | -- | 15.56 | 15.55 | 15.64 | 15.52 | 15.58 | 15.63 |
| | 16QAM | 1 | #0 | 15.69 | 15.71 | 15.59 | 15.70 | 15.61 | 15.67 |
| | | 1 | #Mid | 15.65 | 15.67 | 15.60 | 15.67 | 15.61 | 15.62 |
| | | 1 | #Max | 15.64 | 15.71 | 15.63 | 15.57 | 15.51 | 15.48 |
| | | 50% | #0 | 15.42 | 15.66 | 15.49 | 15.54 | 15.38 | 15.39 |
| | | 50% | #Mid | 15.46 | 15.69 | 15.53 | 15.51 | 15.39 | 15.31 |
| | | 50% | #Max | 15.41 | 15.66 | 15.45 | 15.43 | 15.35 | 15.41 |
| | | 100% | -- | 15.50 | 15.62 | 15.46 | 15.48 | 15.45 | 15.32 |
| | 64QAM | 1 | #0 | 15.38 | 15.01 | 15.01 | 15.08 | 15.15 | 15.05 |
| | | 1 | #Mid | 15.35 | 15.12 | 15.09 | 15.11 | 15.07 | 15.03 |
| | | 1 | #Max | 15.1 | 15.02 | 15.09 | 15.01 | 5.09 | 15.08 |
| | | 50% | #0 | 15.17 | 15.01 | 15.02 | 15.02 | 15.06 | 15.07 |
| | | 50% | #Mid | 15.24 | 15.01 | 15.09 | 15.03 | 15.02 | 15.03 |
| | | 50% | #Max | 15.2 | 15.06 | 15.03 | 15.04 | 15.09 | 15.05 |
| | | 100% | -- | 15.12 | 15.03 | 15.08 | 15.05 | 15.04 | 15.05 |

P-Sensor Off

| Channel | Modulation | LTE Band 71 | | | | | | | |
|---|---|---|---|---|---|---|---|---|---|
| | | RB | RB | Maximum Conducted Output Power | | | | | |
| | | No. | Offset | 1.4M | 3M | 5M | 10M | 15M | 20M |
| Low | QPSK | 1 | #0 | -- | -- | 23.74 | 23.75 | 23.71 | 23.87 |
| | | 1 | #Mid | -- | -- | 23.77 | 23.75 | 23.73 | 23.79 |
| | | 1 | #Max | -- | -- | 23.73 | 23.79 | 23.75 | 23.83 |
| | | 50% | #0 | -- | -- | 22.76 | 22.79 | 22.78 | 22.77 |
| | | 50% | #Mid | -- | -- | 22.74 | 22.84 | 22.88 | 22.79 |
| | | 50% | #Max | -- | -- | 22.73 | 22.86 | 22.81 | 22.75 |
| | | 100% | -- | -- | -- | 22.88 | 22.80 | 22.88 | 23.03 |
| | 16QAM | 1 | #0 | -- | -- | 22.28 | 22.21 | 22.87 | 23.03 |
| | | 1 | #Mid | -- | -- | 22.99 | 22.17 | 22.85 | 23.13 |
| | | 1 | #Max | -- | -- | 22.23 | 22.27 | 22.29 | 22.94 |
| | | 50% | #0 | -- | -- | 21.93 | 21.97 | 21.82 | 22.07 |
| | | 50% | #Mid | -- | -- | 21.96 | 21.92 | 21.97 | 22.14 |
| | | 50% | #Max | -- | -- | 21.88 | 21.97 | 21.86 | 22.05 |
| | | 100% | -- | -- | -- | 21.86 | 21.91 | 22.00 | 22.08 |
| | 64QAM | 1 | #0 | -- | -- | 23.25 | 22.79 | 22.6 | 22.79 |
| | | 1 | #Mid | -- | -- | 22.91 | 22.89 | 22.83 | 22.7 |
| | | 1 | #Max | -- | -- | 22.93 | 23.21 | 22.7 | 23.15 |
| | | 50% | #0 | -- | -- | 21.94 | 21.93 | 21.86 | 21.84 |
| | | 50% | #Mid | -- | -- | 22.01 | 21.88 | 21.92 | 21.82 |
| | | 50% | #Max | -- | -- | 21.95 | 21.88 | 21.82 | 21.83 |
| | | 100% | -- | -- | -- | 21.96 | 21.86 | 21.96 | 21.85 |
| Mid | QPSK | 1 | #0 | -- | -- | 23.61 | 23.64 | 23.73 | 23.93 |
| | | 1 | #Mid | -- | -- | 23.71 | 23.54 | 23.68 | 23.68 |
| | | 1 | #Max | -- | -- | 23.63 | 23.70 | 23.59 | 23.80 |
| | | 50% | #0 | -- | -- | 22.72 | 22.71 | 22.71 | 22.85 |
| | | 50% | #Mid | -- | -- | 22.71 | 22.75 | 22.76 | 22.83 |
| | | 50% | #Max | -- | -- | 22.73 | 22.67 | 22.69 | 22.87 |
| | | 100% | -- | -- | -- | 22.72 | 22.71 | 22.72 | 22.85 |
| | 16QAM | 1 | #0 | -- | -- | 22.88 | 22.91 | 22.21 | 22.93 |
| | | 1 | #Mid | -- | -- | 22.87 | 22.65 | 22.26 | 22.84 |
| | | 1 | #Max | -- | -- | 22.20 | 22.58 | 22.09 | 22.88 |

| | | | | | | | | | |
|---|---|---|---|---|---|---|---|---|---|
| | | 50% | #0 | -- | -- | 21.79 | 21.81 | 21.79 | 21.96 |
| | | 50% | #Mid | -- | -- | 21.78 | 21.86 | 21.79 | 21.98 |
| | | 50% | #Max | -- | -- | 21.72 | 21.81 | 21.73 | 21.92 |
| | | 100% | -- | -- | -- | 21.83 | 21.82 | 21.68 | 21.88 |
| | 64QAM | 1 | #0 | -- | -- | 22.65 | 23.03 | 23.19 | 23.29 |
| | | 1 | #Mid | -- | -- | 22.69 | 23.12 | 22.93 | 23.1 |
| | | 1 | #Max | -- | -- | 22.81 | 22.92 | 22.77 | 23.09 |
| | | 50% | #0 | -- | -- | 21.79 | 21.86 | 21.84 | 21.77 |
| | | 50% | #Mid | -- | -- | 21.85 | 21.91 | 21.8 | 21.78 |
| | | 50% | #Max | -- | -- | 21.8 | 21.8 | 21.73 | 21.69 |
| | | 100% | -- | -- | -- | 21.77 | 21.89 | 21.69 | 21.79 |
| High | QPSK | 1 | #0 | -- | -- | 23.54 | 23.62 | 23.57 | 23.87 |
| | | 1 | #Mid | -- | -- | 23.51 | 23.49 | 23.55 | 23.72 |
| | | 1 | #Max | -- | -- | 23.48 | 23.46 | 23.44 | 23.66 |
| | | 50% | #0 | -- | -- | 22.53 | 22.58 | 22.61 | 22.78 |
| | | 50% | #Mid | -- | -- | 22.53 | 22.58 | 22.62 | 22.85 |
| | | 50% | #Max | -- | -- | 22.47 | 22.60 | 22.55 | 22.74 |
| | | 100% | -- | -- | -- | 22.55 | 22.59 | 22.60 | 22.79 |
| | 16QAM | 1 | #0 | -- | -- | 22.60 | 22.97 | 22.75 | 23.15 |
| | | 1 | #Mid | -- | -- | 22.49 | 22.97 | 22.73 | 23.08 |
| | | 1 | #Max | -- | -- | 22.69 | 22.78 | 22.95 | 22.97 |
| | | 50% | #0 | -- | -- | 21.58 | 21.56 | 21.60 | 21.86 |
| | | 50% | #Mid | -- | -- | 21.47 | 21.65 | 21.71 | 21.93 |
| | | 50% | #Max | -- | -- | 21.44 | 21.66 | 21.57 | 21.79 |
| | | 100% | -- | -- | -- | 21.56 | 21.65 | 21.68 | 21.85 |
| | 64QAM | 1 | #0 | -- | -- | 22.71 | 22.79 | 22.74 | 22.69 |
| | | 1 | #Mid | -- | -- | 22.64 | 22.6 | 22.74 | 22.56 |
| | | 1 | #Max | -- | -- | 22.85 | 22.57 | 22.65 | 22.61 |
| | | 50% | #0 | -- | -- | 21.64 | 21.63 | 21.61 | 21.7 |
| | | 50% | #Mid | -- | -- | 21.62 | 21.78 | 21.61 | 21.7 |
| | | 50% | #Max | -- | -- | 21.66 | 21.67 | 21.61 | 21.62 |
| | | 100% | -- | -- | -- | 21.59 | 21.73 | 21.63 | 21.66 |

P-Sensor On

| Channel | Modulation | LTE Band 71 | | | | | | | |
|---|---|---|---|---|---|---|---|---|---|
| | | RB | RB | Maximum Conducted Output Power | | | | | |
| | | No. | Offset | 1.4M | 3M | 5M | 10M | 15M | 20M |
| Low | QPSK | 1 | #0 | -- | -- | 19.18 | 19.07 | 19.13 | 19.15 |
| | | 1 | #Mid | -- | -- | 19.16 | 19.02 | 19.06 | 19.21 |
| | | 1 | #Max | -- | -- | 19.14 | 19.11 | 19.08 | 19.14 |
| | | 50% | #0 | -- | -- | 19.27 | 19.18 | 19.07 | 19.24 |
| | | 50% | #Mid | -- | -- | 19.29 | 19.01 | 19.04 | 19.36 |
| | | 50% | #Max | -- | -- | 19.22 | 19.04 | 19.01 | 19.11 |
| | | 100% | -- | -- | -- | 19.25 | 19.26 | 19.18 | 19.33 |
| | 16QAM | 1 | #0 | -- | -- | 19.46 | 19.41 | 19.17 | 19.40 |
| | | 1 | #Mid | -- | -- | 19.47 | 19.04 | 19.20 | 19.27 |
| | | 1 | #Max | -- | -- | 19.40 | 19.33 | 19.21 | 19.10 |
| | | 50% | #0 | -- | -- | 19.39 | 19.20 | 19.11 | 19.43 |
| | | 50% | #Mid | -- | -- | 19.38 | 19.21 | 19.02 | 19.47 |
| | | 50% | #Max | -- | -- | 19.31 | 19.09 | 19.04 | 19.35 |
| | | 100% | -- | -- | -- | 19.33 | 19.31 | 19.31 | 19.40 |
| | 64QAM | 1 | #0 | -- | -- | 19.34 | 19.1 | 19.5 | 19.32 |
| | | 1 | #Mid | -- | -- | 19.28 | 19.12 | 19.04 | 19.84 |
| | | 1 | #Max | -- | -- | 19.23 | 19.2 | 19.13 | 19.7 |
| | | 50% | #0 | -- | -- | 19.21 | 19.21 | 19.16 | 19.33 |
| | | 50% | #Mid | -- | -- | 19.19 | 19.22 | 19.26 | 19.45 |
| | | 50% | #Max | -- | -- | 19.16 | 19.18 | 19.23 | 19.27 |
| | | 100% | -- | -- | -- | 19.17 | 19.34 | 19.4 | 19.5 |
| Mid | QPSK | 1 | #0 | -- | -- | 19.10 | 19.05 | 19.29 | 19.44 |
| | | 1 | #Mid | -- | -- | 19.08 | 19.03 | 19.01 | 19.49 |
| | | 1 | #Max | -- | -- | 19.04 | 18.95 | 19.22 | 19.27 |
| | | 50% | #0 | -- | -- | 19.21 | 19.07 | 19.10 | 19.36 |
| | | 50% | #Mid | -- | -- | 19.24 | 19.04 | 19.23 | 19.42 |
| | | 50% | #Max | -- | -- | 19.14 | 19.04 | 19.19 | 19.20 |
| | | 100% | -- | -- | -- | 19.22 | 19.22 | 19.38 | 19.48 |
| | 16QAM | 1 | #0 | -- | -- | 19.49 | 19.45 | 19.59 | 19.54 |
| | | 1 | #Mid | -- | -- | 19.41 | 19.57 | 19.57 | 19.60 |
| | | 1 | #Max | -- | -- | 19.38 | 19.10 | 19.66 | 19.34 |

| | | | | | | | | | |
|---|---|---|---|---|---|---|---|---|---|
| | | 50% | #0 | -- | -- | 19.26 | 19.10 | 19.22 | 19.44 |
| | | 50% | #Mid | -- | -- | 19.27 | 19.08 | 19.32 | 19.61 |
| | | 50% | #Max | -- | -- | 19.20 | 19.10 | 19.22 | 19.35 |
| | | 100% | -- | -- | -- | 19.18 | 19.21 | 19.48 | 19.53 |
| | 64QAM | 1 | #0 | -- | -- | 19.35 | 19.08 | 19.35 | 19.41 |
| | | 1 | #Mid | -- | -- | 19.36 | 19.04 | 19.46 | 19.08 |
| | | 1 | #Max | -- | -- | 19.29 | 19.02 | 19.11 | 19.19 |
| | | 50% | #0 | -- | -- | 19.21 | 19.12 | 19.07 | 19.14 |
| | | 50% | #Mid | -- | -- | 19.24 | 19.07 | 19.1 | 19.29 |
| | | 50% | #Max | -- | -- | 19.27 | 19.04 | 19.05 | 19.05 |
| | | 100% | -- | -- | -- | 19.22 | 19.26 | 19.21 | 19.35 |
| High | QPSK | 1 | #0 | -- | -- | 19.06 | 19.08 | 19.01 | 19.07 |
| | | 1 | #Mid | -- | -- | 19.01 | 19.05 | 19.07 | 19.27 |
| | | 1 | #Max | -- | -- | 19.07 | 19.09 | 19.07 | 19.12 |
| | | 50% | #0 | -- | -- | 19.08 | 19.10 | 19.09 | 19.14 |
| | | 50% | #Mid | -- | -- | 19.01 | 19.02 | 19.02 | 19.15 |
| | | 50% | #Max | -- | -- | 19.06 | 19.20 | 19.06 | 19.03 |
| | | 100% | -- | -- | -- | 19.03 | 19.21 | 19.03 | 19.22 |
| | 16QAM | 1 | #0 | -- | -- | 19.06 | 19.07 | 19.22 | 19.35 |
| | | 1 | #Mid | -- | -- | 19.05 | 19.02 | 19.26 | 19.16 |
| | | 1 | #Max | -- | -- | 19.08 | 19.10 | 19.02 | 19.06 |
| | | 50% | #0 | -- | -- | 19.01 | 19.07 | 19.11 | 19.16 |
| | | 50% | #Mid | -- | -- | 19.02 | 19.03 | 19.01 | 19.18 |
| | | 50% | #Max | -- | -- | 19.04 | 19.01 | 19.03 | 19.02 |
| | | 100% | -- | -- | -- | 19.03 | 19.23 | 19.00 | 19.20 |
| | 64QAM | 1 | #0 | -- | -- | 19.09 | 19.23 | 19.33 | 19.15 |
| | | 1 | #Mid | -- | -- | 19.08 | 19.03 | 19.14 | 19.03 |
| | | 1 | #Max | -- | -- | 19.01 | 19.07 | 19.06 | 19.13 |
| | | 50% | #0 | -- | -- | 19.03 | 19.04 | 19.07 | 19.08 |
| | | 50% | #Mid | -- | -- | 19.05 | 19.05 | 19.04 | 19.12 |
| | | 50% | #Max | -- | -- | 19.02 | 19.09 | 19.07 | 19.17 |
| | | 100% | -- | -- | -- | 19.04 | 19.03 | 19.05 | 19.17 |

## LTE Intra-Band Up-Link Carrier Aggregation

| Number | Combination |
|---|---|
| 1 | 7C |
| 2 | 38C |
| 3 | 41C |

P-Sensor Off

| 2UL_CA_7C Maximum Average Output Power | | | | | | | | | | | |
|---|---|---|---|---|---|---|---|---|---|---|---|
| Channel | PCC | | | | | SCC | | | | | Total Power (dBm) |
| | BW (MHz) | Channel | Frquency (MHz) | RB No. | RB offest | BW (MHz) | Channel | Frquency (MHz) | RB No. | RB offest | QPSK |
| Low | 20 | 20850 | 2510 | 1 | 99 | 20 | 21048 | 2529.8 | 1 | 0 | 23.76 |
| Mid | 20 | 21001 | 2525.1 | 1 | 99 | 20 | 21199 | 2544.9 | 1 | 0 | 23.55 |
| High | 20 | 21350 | 2540.2 | 1 | 99 | 20 | 21350 | 2560 | 1 | 0 | 23.66 |

| 2UL_CA_38C Maximum Average Output Power | | | | | | | | | | | |
|---|---|---|---|---|---|---|---|---|---|---|---|
| Channel | PCC | | | | | SCC | | | | | Total Power (dBm) |
| | BW (MHz) | Channel | Frquency (MHz) | RB No. | RB offest | BW (MHz) | Channel | Frquency (MHz) | RB No. | RB offest | QPSK |
| Low | 20 | 37850 | 2580 | 1 | 0 | 10 | 38048 | 2599.8 | 1 | 0 | 23.42 |
| Mid | 20 | 37901 | 2585.1 | 1 | 0 | 20 | 38099 | 2604.9 | 1 | 0 | 23.55 |
| High | 20 | 37952 | 2590.2 | 1 | 0 | 20 | 38150 | 2610 | 1 | 0 | 23.50 |

| 2UL_CA_41C Maximum Average Output Power | | | | | | | | | | | |
|---|---|---|---|---|---|---|---|---|---|---|---|
| Channel | PCC | | | | | SCC | | | | | Total Power (dBm) |
| | BW (MHz) | Channel | Frquency (MHz) | RB No. | RB offest | BW (MHz) | Channel | Frquency (MHz) | RB No. | RB offest | QPSK |
| Low | 20 | 39750 | 2506 | 1 | 0 | 20 | 39948 | 2525.8 | 1 | 0 | 23.04 |
| Mid | 20 | 40521 | 2583.1 | 1 | 0 | 20 | 40719 | 2602.9 | 1 | 0 | 23.05 |
| High | 20 | 41292 | 2660.2 | 1 | 0 | 20 | 41490 | 2680 | 1 | 0 | 23.01 |

P-Sensor On

| 2UL_CA_7C Maximum Average Output Power | | | | | | | | | | | |
|---|---|---|---|---|---|---|---|---|---|---|---|
| Channel | PCC | | | | | SCC | | | | | Total Power (dBm) |
| | BW (MHz) | Channel | Frquency (MHz) | RB No. | RB offest | BW (MHz) | Channel | Frquency (MHz) | RB No. | RB offest | QPSK |
| Low | 20 | 20850 | 2510 | 1 | 0 | 20 | 21048 | 2529.8 | 1 | 0 | 16.82 |
| Mid | 20 | 21001 | 2525.1 | 1 | 0 | 20 | 21199 | 2544.9 | 1 | 0 | 17.00 |
| High | 20 | 21350 | 2540.2 | 1 | 0 | 20 | 21350 | 2560 | 1 | 0 | 16.71 |

| 2UL_CA_38C Maximum Average Output Power | | | | | | | | | | | |
|---|---|---|---|---|---|---|---|---|---|---|---|
| Channel | PCC | | | | | SCC | | | | | Total Power (dBm) |
| | BW (MHz) | Channel | Frquency (MHz) | RB No. | RB offest | BW (MHz) | Channel | Frquency (MHz) | RB No. | RB offest | QPSK |
| Low | 20 | 37850 | 2580 | 1 | 0 | 10 | 38048 | 2599.8 | 1 | 0 | 18.62 |
| Mid | 20 | 37901 | 2585.1 | 1 | 0 | 20 | 38099 | 2604.9 | 1 | 0 | 18.69 |
| High | 20 | 37952 | 2590.2 | 1 | 0 | 20 | 38150 | 2610 | 1 | 0 | 18.54 |

| 2UL_CA_41C Maximum Average Output Power | | | | | | | | | | | |
|---|---|---|---|---|---|---|---|---|---|---|---|
| Channel | PCC | | | | | SCC | | | | | Total Power (dBm) |
| | BW (MHz) | Channel | Frquency (MHz) | RB No. | RB offest | BW (MHz) | Channel | Frquency (MHz) | RB No. | RB offest | QPSK |
| Low | 20 | 39750 | 2506 | 1 | 99 | 20 | 39948 | 2525.8 | 1 | 0 | 18.05 |
| Mid | 20 | 40521 | 2583.1 | 1 | 99 | 20 | 40719 | 2602.9 | 1 | 0 | 18.52 |
| High | 20 | 41292 | 2660.2 | 1 | 99 | 20 | 41490 | 2680 | 1 | 0 | 17.96 |

## LTE Down-Link Carrier Aggregation

The tables is show the supported frequency bands of the device for DL Inter-band and DL Intra-band combinations.

| Index | 2CC | Restriction | Completely Covered by Measurement Superset |
|---|---|---|---|
| 2CC #1 | CA_2A-13A | | 3CC #2 |
| 2CC #2 | CA_2A-14A | | 3CC #3 |
| 2CC #3 | CA_2A-66A | | 3CC #19 |
| 2CC #4 | CA_2A-71A | | 3CC #12 |
| 2CC #5 | CA_2C | | 3CC #23 |
| 2CC #6 | CA_30A-66A | | 3CC #52 |
| 2CC #7 | CA_38C | | No |
| 2CC #8 | CA_41A-41A | | No |
| 2CC #9 | CA_41C | | 3CC #53 |
| 2CC #10 | CA_4A-13A | | 3CC #25 |
| 2CC #11 | CA_4A-30A | | 3CC #24 |
| 2CC #12 | CA_4A-5A | | 3CC #26 |
| 2CC #13 | CA_4A-71A | | 3CC #27 |
| 2CC #14 | CA_4A-7A | | 3CC #30 |
| 2CC #15 | CA_5A-30A | | 3CC #31 |
| 2CC #16 | CA_5A-41A | | No |
| 2CC #17 | CA_5A-5A | | 3CC #32 |
| 2CC #18 | CA_5A-66A | | 3CC #33 |
| 2CC #19 | CA_5A-7A | | No |
| 2CC #20 | CA_5B | | 3CC #37 |
| 2CC #21 | CA_7C | | No |
| 2CC #22 | CA_66A-66A | | 3CC #54 |
| 2CC #23 | CA_66A-71A | | 3CC #57 |
| 2CC #24 | CA_66B | | 3CC #58 |
| 2CC #25 | CA_12A-30A | | 3CC #40 |
| 2CC #26 | CA_13A-66A | | 3CC #41 |
| 2CC #27 | CA_14A-30A | | 3CC #45 |
| 2CC #28 | CA_14A-66A | | 3CC #46 |

| Index | 3CC | Restriction | Completely Covered by Measurement Superset |
|---|---|---|---|
| 3CC #1 | CA_2A-12A-66A | | No |
| 3CC #2 | CA_2A-13A-66A | | No |
| 3CC #3 | CA_2A-14A-66A | | No |
| 3CC #4 | CA_2A-29A-66A | | No |
| 3CC #5 | CA_2A-2A-12A | | No |
| 3CC #6 | CA_2A-2A-13A | | No |
| 3CC #7 | CA_2A-2A-14A | | No |
| 3CC #8 | CA_2A-2A-29A | | No |
| 3CC #9 | CA_2A-2A-4A | | No |
| 3CC #10 | CA_2A-2A-5A | | No |
| 3CC #11 | CA_2A-2A-66A | | No |
| 3CC #12 | CA_2A-2A-71A | | No |
| 3CC #13 | CA_2A-4A-13A | | No |
| 3CC #14 | CA_2A-4A-4A | | No |
| 3CC #15 | CA_2A-4A-5A | | No |
| 3CC #16 | CA_2A-4A-71A | | No |
| 3CC #17 | CA_2A-5A-66A | | No |
| 3CC #18 | CA_2A-5B | | No |
| 3CC #19 | CA_2A-66A-66A | | No |
| 3CC #20 | CA_2A-66A-71A | | No |
| 3CC #21 | CA_2A-66B | | 3CC #22 |
| 3CC #22 | CA_2A-66C | | No |
| 3CC #23 | CA_2C-66A | | No |
| 3CC #24 | CA_4A-12A-30A | | No |
| 3CC #25 | CA_4A-4A-13A | | No |
| 3CC #26 | CA_4A-4A-5A | | No |
| 3CC #27 | CA_4A-4A-71A | | No |
| 3CC #28 | CA_4A-5A-30A | | No |

| | | | |
|---|---|---|---|
| 2CC #29 | CA_25A-25A | | 3CC #47 |
| 2CC #30 | CA_25A-26A | | 3CC #47 |
| 2CC #31 | CA_26A-41A | | 3CC #49 |
| 2CC #32 | CA_29A-30A | B29 SCC Only | 3CC #50 |
| 2CC #33 | CA_29A-66A | B29 SCC Only | 3CC #51 |
| | | | |
| | | | |
| | | | |
| | | | |
| | | | |
| | | | |
| | | | |
| | | | |
| | | | |
| | | | |
| | | | |
| | | | |
| | | | |
| | | | |
| | | | |
| | | | |
| | | | |
| | | | |
| | | | |
| | | | |
| | | | |
| | | | |
| | | | |
| | | | |
| | | | |
| | | | |
| | | | |
| | | | |

| | | | |
|---|---|---|---|
| 3CC #29 | CA_4A-5B | | No |
| 3CC #30 | CA_4A-7C | | No |
| 3CC #31 | CA_5A-30A-66A | | No |
| 3CC #32 | CA_5A-5A-66A | | No |
| 3CC #33 | CA_5A-66A-66A | | No |
| 3CC #34 | CA_5A-66B | | 3CC #35 |
| 3CC #35 | CA_5A-66C | | No |
| 3CC #36 | CA_5A-7C | | No |
| 3CC #37 | CA_5B-30A | | No |
| 3CC #38 | CA_5B-66A | | No |
| 3CC #39 | CA_7A-66A-66A | | No |
| 3CC #40 | CA_12A-30A-66A | | No |
| 3CC #41 | CA_12A-66C | | No |
| 3CC #42 | CA_13A-66A-66A | | No |
| 3CC #43 | CA_13A-66B | | 3CC #44 |
| 3CC #44 | CA_13A-66C | | No |
| 3CC #45 | CA_14A-30A-66A | | No |
| 3CC #46 | CA_14A-66A-66A | | No |
| 3CC #47 | CA_25A-25A-26A | | No |
| 3CC #48 | CA_25A-46C | | No |
| 3CC #49 | CA_26A-41C | | No |
| 3CC #50 | CA_29A-30A-66A | B29 SCC Only | No |
| 3CC #51 | CA_29A-66A-66A | B29 SCC Only | No |
| 3CC #52 | CA_30A-66A-66A | | No |
| 3CC #53 | CA_41D | | No |
| 3CC #54 | CA_66A-66A-71A | | No |
| 3CC #55 | CA_66A-66B | | 3CC #56 |
| 3CC #56 | CA_66A-66C | | No |
| 3CC #57 | CA_66C-71A | | No |
| 3CC #58 | CA_66D | | No |

| Two Component Carrier Maximum Conducted Power | | | | | | | | | | | | | |
|---|---|---|---|---|---|---|---|---|---|---|---|---|---|
| PCC | | | | | | | SCC | | | | TX Power (dBm) | | Configurations |
| Band | BW (MHz) | Modulation | RB No. | RB offest | Channel | Frquency (MHz) | Band | BW (MHz) | Channel | Frquency (MHz) | CA Active | CA Inactive | |
| LTE B38 | 20 | QPSK | 1 | 0 | 37901 | 2585.1 | LTE B38 | 20 | 38099 | 2604.9 | 23.61 | 23.98 | CA_38C |
| LTE B41 | 20 | QPSK | 1 | 0 | 39750 | 2506 | LTE B41 | 20 | 41490 | 2680 | 24.04 | 24.22 | CA_41A-41A |
| LTE B5 | 10 | QPSK | 1 | 49 | 20525 | 836.5 | LTE B41 | 20 | 41490 | 2680 | 24.06 | 24.22 | CA_5A-41A |
| LTE B5 | 10 | QPSK | 1 | 49 | 20525 | 836.5 | LTE B7 | 20 | 3100 | 2655 | 24.16 | 24.22 | CA_5A-7A |
| LTE B7 | 20 | QPSK | 1 | 99 | 21001 | 2525.1 | LTE B7 | 20 | 3199 | 2664.9 | 24.55 | 24.61 | CA_7C |

| Three Component Carrier Maximum Conducted Power | | | | | | | | | | | | | | | | | |
|---|---|---|---|---|---|---|---|---|---|---|---|---|---|---|---|---|---|
| PCC | | | | | | | SCC | | | | SCC | | | | TX Power (dBm) | | Configurations |
| Band | BW (MHz) | Modulation | RB No. | RB offest | Channel | Frquency (MHz) | Band | BW (MHz) | Channel | Frquency (MHz) | Band | BW (MHz) | Channel | Frquency (MHz) | CA Active | CA Inactive | |
| LTE B2 | 20 | QPSK | 1 | 0 | 18900 | 1880 | LTE B12 | 10 | 5155 | 743.5 | LTE B66 | 20 | 66786 | 2145 | 24.41 | 24.47 | CA_2A-12A-66A |
| LTE B2 | 20 | QPSK | 1 | 0 | 18900 | 1880 | LTE B13 | 10 | 5230 | 751 | LTE B66 | 20 | 66786 | 2145 | 24.44 | 24.47 | CA_2A-13A-66A |
| LTE B2 | 20 | QPSK | 1 | 0 | 18900 | 1880 | LTE B14 | 10 | 5330 | 763 | LTE B66 | 20 | 66786 | 2145 | 24.38 | 24.47 | CA_2A-14A-66A |
| LTE B2 | 20 | QPSK | 1 | 0 | 18900 | 1880 | LTE B29 | 10 | 9715 | 722.5 | LTE B66 | 20 | 66786 | 2145 | 24.41 | 24.47 | CA_2A-29A-66A |
| LTE B2 | 20 | QPSK | 1 | 0 | 18700 | 1860 | LTE B2 | 20 | 1100 | 1980 | LTE B12 | 10 | 5155 | 743.5 | 24.23 | 24.28 | CA_2A-2A-12A |
| LTE B2 | 20 | QPSK | 1 | 0 | 18700 | 1860 | LTE B2 | 20 | 1100 | 1980 | LTE B13 | 10 | 5230 | 751 | 24.22 | 24.28 | CA_2A-2A-13A |
| LTE B2 | 20 | QPSK | 1 | 0 | 18700 | 1860 | LTE B2 | 20 | 1100 | 1980 | LTE B14 | 10 | 5330 | 763 | 24.23 | 24.28 | CA_2A-2A-14A |
| LTE B2 | 20 | QPSK | 1 | 0 | 18700 | 1860 | LTE B2 | 20 | 1100 | 1980 | LTE B29 | 10 | 9715 | 722.5 | 24.23 | 24.28 | CA_2A-2A-29A |
| LTE B2 | 20 | QPSK | 1 | 0 | 18700 | 1860 | LTE B2 | 20 | 1100 | 1980 | LTE B4 | 20 | 2175 | 2132.5 | 24.25 | 24.28 | CA_2A-2A-4A |
| LTE B2 | 20 | QPSK | 1 | 0 | 18700 | 1860 | LTE B2 | 20 | 1100 | 1980 | LTE B5 | 10 | 2525 | 881.5 | 24.24 | 24.28 | CA_2A-2A-5A |
| LTE B2 | 20 | QPSK | 1 | 0 | 18700 | 1860 | LTE B2 | 20 | 1100 | 1980 | LTE B66 | 20 | 66786 | 2145 | 24.23 | 24.28 | CA_2A-2A-66A |
| LTE B2 | 20 | QPSK | 1 | 0 | 18700 | 1860 | LTE B2 | 20 | 1100 | 1980 | LTE B71 | 20 | 68786 | 637 | 24.25 | 24.28 | CA_2A-2A-71A |
| LTE B2 | 20 | QPSK | 1 | 0 | 18900 | 1880 | LTE B4 | 20 | 2175 | 2132.5 | LTE B13 | 10 | 5230 | 751 | 24.45 | 24.47 | CA_2A-4A-13A |
| LTE B2 | 20 | QPSK | 1 | 0 | 18900 | 1880 | LTE B4 | 20 | 2300 | 2145 | LTE B4 | 20 | 2300 | 2145 | 24.40 | 24.47 | CA_2A-4A-4A |
| LTE B2 | 20 | QPSK | 1 | 0 | 18900 | 1880 | LTE B4 | 20 | 2175 | 2132.5 | LTE B5 | 10 | 2575 | 886.5 | 24.46 | 24.47 | CA_2A-4A-5A |
| LTE B2 | 20 | QPSK | 1 | 0 | 18900 | 1880 | LTE B4 | 20 | 2175 | 2132.5 | LTE B71 | 20 | 68786 | 637 | 24.44 | 24.47 | CA_2A-4A-71A |
| LTE B2 | 20 | QPSK | 1 | 0 | 18900 | 1880 | LTE B5 | 10 | 2575 | 886.5 | LTE B66 | 20 | 66786 | 2145 | 24.42 | 24.47 | CA_2A-5A-66A |
| LTE B2 | 20 | QPSK | 1 | 0 | 18900 | 1880 | LTE B5 | 10 | 2476 | 876.6 | LTE B5 | 10 | 2575 | 886.5 | 24.43 | 24.47 | CA_2A-5B |
| LTE B2 | 20 | QPSK | 1 | 0 | 18900 | 1880 | LTE B66 | 20 | 66985 | 2164.9 | LTE B66 | 20 | 66985 | 2164.9 | 24.44 | 24.47 | CA_2A-66A-66A |
| LTE B2 | 20 | QPSK | 1 | 0 | 18900 | 1880 | LTE B66 | 20 | 66786 | 2145 | LTE B71 | 20 | 68786 | 637 | 24.45 | 24.47 | CA_2A-66A-71A |

| | | | | | | | | | | | | | | | | | |
|---|---|---|---|---|---|---|---|---|---|---|---|---|---|---|---|---|---|
| LTE B2 | 20 | QPSK | 1 | 0 | 18900 | 1880 | LTE B66 | 20 | 67038 | 2170.2 | LTE B66 | 20 | 67236 | 2190 | 24.45 | 24.47 | CA_2A-66C |
| LTE B2 | 20 | QPSK | 1 | 0 | 18900 | 1880 | LTE B66 | 20 | 66786 | 2145 | LTE B66 | 20 | 66786 | 2145 | 24.45 | 24.47 | CA_2C-66A |
| LTE B4 | 20 | QPSK | 1 | 0 | 20175 | 1732.5 | LTE B12 | 10 | 5155 | 743.5 | LTE B30 | 10 | 9820 | 2355 | 24.33 | 24.45 | CA_4A-12A-30A |
| LTE B4 | 20 | QPSK | 1 | 0 | 20175 | 1732.5 | LTE B4 | 20 | 2300 | 2145 | LTE B13 | 10 | 5230 | 751 | 24.29 | 24.45 | CA_4A-4A-13A |
| LTE B4 | 20 | QPSK | 1 | 0 | 20175 | 1732.5 | LTE B4 | 20 | 2300 | 2145 | LTE B5 | 10 | 2525 | 881.5 | 24.28 | 24.45 | CA_4A-4A-5A |
| LTE B4 | 20 | QPSK | 1 | 0 | 20175 | 1732.5 | LTE B4 | 20 | 2300 | 2145 | LTE B71 | 20 | 68786 | 637 | 24.27 | 24.45 | CA_4A-4A-71A |
| LTE B4 | 20 | QPSK | 1 | 0 | 20175 | 1732.5 | LTE B5 | 10 | 2575 | 886.5 | LTE B30 | 10 | 9820 | 2355 | 24.26 | 24.45 | CA_4A-5A-30A |
| LTE B4 | 20 | QPSK | 1 | 0 | 20175 | 1732.5 | LTE B5 | 10 | 2476 | 876.6 | LTE B5 | 10 | 2575 | 886.5 | 24.25 | 24.45 | CA_4A-5B |
| LTE B4 | 20 | QPSK | 1 | 0 | 20175 | 1732.5 | LTE B7 | 20 | 3001 | 2645.1 | LTE B7 | 20 | 3199 | 2664.9 | 24.25 | 24.45 | CA_4A-7C |
| LTE B5 | 10 | QPSK | 1 | 0 | 20525 | 836.5 | LTE B30 | 10 | 9820 | 2355 | LTE B66 | 20 | 66786 | 2145 | 23.78 | 23.81 | CA_5A-30A-66A |
| LTE B5 | 20 | QPSK | 1 | 0 | 20525 | 836.5 | LTE B5 | 10 | 2575 | 886.5 | LTE B66 | 20 | 66786 | 2145 | 23.77 | 23.81 | CA_5A-5A-66A |
| LTE B5 | 20 | QPSK | 1 | 0 | 20525 | 836.5 | LTE B66 | 20 | 66786 | 2145 | LTE B66 | 20 | 66786 | 2145 | 23.71 | 23.81 | CA_5A-66A-66A |
| LTE B5 | 20 | QPSK | 1 | 0 | 20525 | 836.5 | LTE B66 | 20 | 67038 | 2170.2 | LTE B66 | 20 | 67236 | 2190 | 23.79 | 23.81 | CA_5A-66C |
| LTE B5 | 10 | QPSK | 1 | 0 | 20525 | 836.5 | LTE B7 | 20 | 3001 | 2645.1 | LTE B7 | 20 | 3199 | 2664.9 | 23.80 | 23.81 | CA_5A-7C |
| LTE B5 | 10 | QPSK | 1 | 0 | 20450 | 829 | LTE B5 | 10 | 2476 | 876.6 | LTE B30 | 10 | 9820 | 2355 | 23.76 | 23.79 | CA_5B-30A |
| LTE B5 | 10 | QPSK | 1 | 0 | 20450 | 829 | LTE B5 | 10 | 2476 | 876.6 | LTE B66 | 20 | 66786 | 2145 | 23.77 | 23.79 | CA_5B-66A |
| LTE B7 | 20 | QPSK | 1 | 0 | 21100 | 2535 | LTE B66 | 20 | 66786 | 2145 | LTE B66 | 20 | 66786 | 2145 | 24.40 | 24.42 | CA_7A-66A-66A |
| LTE B12 | 10 | QPSK | 1 | 0 | 23095 | 707.5 | LTE B30 | 10 | 9820 | 2355 | LTE B66 | 20 | 66786 | 2145 | 23.61 | 23.63 | CA_12A-30A-66A |
| LTE B12 | 10 | QPSK | 1 | 0 | 23095 | 707.5 | LTE B66 | 20 | 67038 | 2170.2 | LTE B66 | 20 | 67236 | 2190 | 23.60 | 23.63 | CA_12A-66C |
| LTE B13 | 10 | QPSK | 1 | 0 | 23230 | 782 | LTE B66 | 20 | 66786 | 2145 | LTE B66 | 20 | 66786 | 2145 | 24.01 | 24.25 | CA_13A-66A-66A |
| LTE B13 | 10 | QPSK | 1 | 0 | 23230 | 782 | LTE B66 | 20 | 67038 | 2170.2 | LTE B66 | 20 | 67236 | 2190 | 24.05 | 24.25 | CA_13A-66C |
| LTE B14 | 10 | QPSK | 1 | 0 | 23330 | 793 | LTE B30 | 10 | 9820 | 2355 | LTE B66 | 20 | 66786 | 2145 | 23.92 | 24.04 | CA_14A-30A-66A |
| LTE B14 | 10 | QPSK | 1 | 0 | 23330 | 793 | LTE B66 | 20 | 66786 | 2145 | LTE B66 | 20 | 66786 | 2145 | 23.91 | 24.04 | CA_14A-66A-66A |
| LTE B25 | 20 | QPSK | 1 | 0 | 26365 | 1882.5 | LTE B25 | 20 | 8590 | 1985 | LTE B26 | 15 | 8865 | 876.5 | 24.31 | 24.35 | CA_25A-25A-26A |
| LTE B25 | 20 | QPSK | 1 | 0 | 26365 | 1882.5 | LTE B46 | 20 | 50890 | 5560 | LTE B46 | 20 | 50890 | 5560 | 24.26 | 24.35 | CA_25A-46C |
| LTE B26 | 15 | QPSK | 1 | 0 | 26865 | 831.5 | LTE B41 | 20 | 40719 | 2602.9 | LTE B41 | 20 | 40719 | 2602.9 | 23.28 | 23.84 | CA_26A-41C |
| LTE B30 | 10 | QPSK | 1 | 0 | 27710 | 2310 | LTE B29 | 10 | 9715 | 722.5 | LTE B66 | 20 | 66786 | 2145 | 22.31 | 22.34 | CA_29A-30A-66A |
| LTE B66 | 20 | QPSK | 1 | 0 | 132322 | 1745 | LTE B29 | 10 | 9715 | 722.5 | LTE B66 | 20 | 66786 | 2145 | 23.89 | 23.99 | CA_29A-66A-66A |
| LTE B30 | 10 | QPSK | 1 | 0 | 27710 | 2310 | LTE B66 | 20 | 66786 | 2145 | LTE B66 | 20 | 66786 | 2145 | 22.31 | 22.34 | CA_30A-66A-66A |
| LTE B41 | 20 | QPSK | 1 | 0 | 40422 | 2573.2 | LTE B41 | 20 | 40620 | 2593 | LTE B41 | 20 | 40818 | 2612 | 24.06 | 24.22 | CA_41D |
| LTE B66 | 20 | QPSK | 1 | 0 | 132322 | 1745 | LTE B66 | 20 | 66786 | 2145 | LTE B71 | 20 | 68786 | 637 | 23.73 | 23.99 | CA_66A-66A-71A |
| LTE B66 | 20 | QPSK | 1 | 0 | 132072 | 1720 | LTE B66 | 20 | 67038 | 2170.2 | LTE B66 | 20 | 67236 | 2190 | 23.84 | 23.96 | CA_66A-66C |
| LTE B66 | 20 | QPSK | 1 | 0 | 132322 | 1745.1 | LTE B66 | 20 | 66985 | 2164.9 | LTE B71 | 20 | 68786 | 637 | 23.83 | 23.99 | CA_66C-71A |
| LTE B66 | 20 | QPSK | 1 | 0 | 132224 | 1735.2 | LTE B66 | 20 | 66886 | 2155 | LTE B66 | 20 | 67084 | 2174.8 | 23.87 | 23.96 | CA_66D |

# 9. Proximity Sensor

## 9.1 proximity sensor triggering distances

According the KDB 616217 Section 6.2, the following procedures should be applied to determine proximity sensor triggering distances for the back surface and individual edges of a tablet.

a) The relevant transmitter should be set to operate at its normal maximum output power.

b) The entire back surface or edge of the tablet is positioned below a flat phantom filled with the required tissue-equivalent medium, and positioned at least 20 mm further than the distance that triggers power reduction.

c) It should be ensured that the cables required for power measurements are not interfering with the proximity sensor. Cable losses should be properly compensated to report the measured power results.

d) The back surface or edge is moved toward the phantom in 3 mm steps until the sensor triggers.

e) The back surface or edge is then moved back (further away) from the phantom by at least 5 mm or until maximum output power is returned to the normal maximum level.

f) The back surface or edge is again moved toward the phantom, but in 1 mm steps, until it is at least 5 mm past the triggering point or touching the phantom. If 1 mm resolution is not suitable for the sensor triggering sensitivity, a KDB inquiry should be submitted to determine alternative test configurations.

g) If the tablet is not touching the phantom, it is moved in 3 mm steps until it touches the phantom to confirm that the sensor remains triggered and the maximum power stays reduced.

h) The process is then reversed by moving the tablet away from the phantom according to steps d) to g), to determine triggering release, until it is at least 10 mm beyond the point that triggers the return of normal maximum power.

i) The measured output power within 5 mm of the triggering points, or until the tablet is touching the phantom, for movements to and from the phantom should be tabulated in the SAR report.

j) If the sensor design and implementation allow additional variations for triggering distance tolerances, multiple samples should be tested to determine the most conservative distance required for SAR evaluation.

k) To ensure all production units are compliant, it is generally necessary to reduce the triggering distance determined from the triggering tests by 1 mm, or more if it is necessary, and use the smallest distance for movements to and from the phantom, minus 1 mm, as the sensor triggering distance for determining the SAR measurement distance.

## 9.2 Procedures for determining antenna and proximity sensor coverage

Proximity sensors are not normally designed to cover the entire back surface or edges of a tablet. The sensing regions are usually limited to areas near the sensor element. The following are used to determine if additional SAR measurements may be necessary due to sensor and antenna offset.

a) The back surface or edge of the tablet is positioned at a test separation distance less than or equal to the distance required for back surface or edge triggering, with both the antenna and sensor pad located at least 20 mm laterally outside the edge (boundary) of the phantom, along the direction of maximum antenna and sensor offset. For the back surface, if the direction of maximum offset is not aligned with the tablet coordinates (physical edges) the tablet test position would not be aligned with the phantom coordinates (orientations). Each applicable tablet edge should be positioned perpendicularly to the phantom to determine sensor coverage. For antennas and/or sensors located near the corner of a tablet, both adjacent edges must be considered.

b) The similar sequence of steps applied to determine sensor triggering distance in 6.2 are used to verify back surface and edge sensor coverage by moving the tablet (sensor and antenna) horizontally toward the phantom while maintaining the same vertical separation between the back surface or edge and the phantom.

c) After the exact location where triggering of power reduction is determined, with respect to the sensor and antenna, the tablet movement should be continued, in 3 mm increments, until both the sensor and antenna(s) are fully under the phantom and at least 20 mm inside the phantom edge.

d) The process is then repeated from the opposite direction, starting at the other end of the maximum antenna and sensor offset, by rotating the tablet 180 along the vertical axis.

e) The triggering points should be documented graphically, with the antenna and sensor clearly identified, along with all relevant dimensions.

f) If the subsequently measured peak SAR location for the antenna is not between the triggering points, established by the sensor coverage tests from opposite ends of the antenna and sensor, additional SAR tests may be required for conditions where only part of the back surface or edge of a tablet corresponding to the antenna is in proximity to the user and the sensor may not be triggering as desired. A KDB inquiry must be submitted by the test lab to determine if additional tests are required and the proper test configurations to use for testing. This may include situations where the sensor coverage region is too small for the antenna, the sensor is located too far away from the antenna, the sensor location is insufficient to cover multiple antennas or the antenna is at the corner of a tablet etc.

## 9.3. Summary of Trigger Distance

| Mode | Trigger distance - Bottom (cm) | |
|---|---|---|
| | Moving toward phantom | Moving from phantom |
| WWAN | 18 | 18 |

Note: The smallest separation distance determined in each triggering condition minus 1mm or more should be used in the SAR measurements. A distance of 15mm was used for SAR testing.

Bottom, DUT Moving Toward (Trigger) and Away (Release) from the phantom

| Distance to DUT vs. Output Power in dBm | | | | | | | | | | |
|---|---|---|---|---|---|---|---|---|---|---|
| Distance (cm) | 17.6 | 17.7 | 17.8 | 17.9 | 18 | 18.1 | 18.2 | 18.3 | 18.4 | 18.5 |
| WCDMA B2 | 15.72 | 15.77 | 15.73 | 15.79 | 15.74 | 24.61 | 24.69 | 24.68 | 24.60 | 24.67 |
| WCDMA B5 | 19.84 | 19.86 | 19.82 | 19.88 | 19.81 | 24.50 | 24.67 | 24.57 | 24.55 | 24.60 |
| LTE Band 2 | 15.76 | 15.73 | 15.72 | 15.77 | 15.75 | 24.38 | 24.35 | 24.31 | 24.32 | 24.32 |
| LTE Band 4 | 15.83 | 15.84 | 15.82 | 15.85 | 15.87 | 24.69 | 24.60 | 24.65 | 24.69 | 24.64 |
| LTE Band 5 | 19.56 | 19.53 | 19.52 | 19.49 | 19.54 | 23.93 | 23.96 | 24.16 | 24.10 | 24.17 |
| LTE Band 7 | 17.09 | 17.07 | 17.05 | 17.06 | 17.01 | 24.00 | 23.99 | 24.05 | 23.99 | 24.04 |
| LTE Band 12 | 19.38 | 19.35 | 19.31 | 19.33 | 19.39 | 23.90 | 23.85 | 23.89 | 23.90 | 23.99 |
| LTE Band 13 | 19.63 | 19.61 | 19.67 | 19.66 | 19.65 | 23.86 | 23.90 | 23.87 | 23.87 | 23.87 |
| LTE Band 14 | 19.73 | 19.75 | 19.77 | 19.72 | 19.71 | 24.06 | 23.91 | 23.97 | 23.91 | 24.07 |
| LTE Band 17 | 19.82 | 19.84 | 19.81 | 19.86 | 19.89 | 23.53 | 23.50 | 23.59 | 23.57 | 23.56 |
| LTE Band 25 | 16.12 | 16.09 | 16.14 | 16.16 | 16.11 | 24.15 | 24.03 | 24.14 | 24.13 | 24.07 |
| LTE Band 26 | 19.52 | 19.49 | 19.54 | 19.57 | 19.51 | 23.85 | 23.94 | 23.90 | 23.85 | 23.99 |
| LTE Band 30 | 14.67 | 14.63 | 14.77 | 14.81 | 14.73 | 22.87 | 22.80 | 22.82 | 22.82 | 22.89 |
| LTE Band 38 | 18.52 | 18.57 | 18.55 | 18.53 | 18.51 | 23.61 | 23.67 | 23.53 | 23.55 | 23.61 |
| LTE Band 41 | 18.79 | 18.85 | 18.80 | 18.82 | 18.88 | 23.99 | 23.97 | 24.08 | 24.02 | 24.12 |
| LTE Band 66 | 15.71 | 15.74 | 15.80 | 15.68 | 15.72 | 23.91 | 23.85 | 23.84 | 23.94 | 23.87 |
| LTE Band 71 | 19.45 | 19.43 | 19.46 | 19.40 | 19.41 | 23.98 | 23.80 | 23.90 | 23.89 | 23.99 |
| LTE Band 41(PC2) | 20.54 | 20.55 | 20.52 | 20.53 | 20.51 | 26.17 | 26.15 | 25.90 | 25.93 | 25.94 |

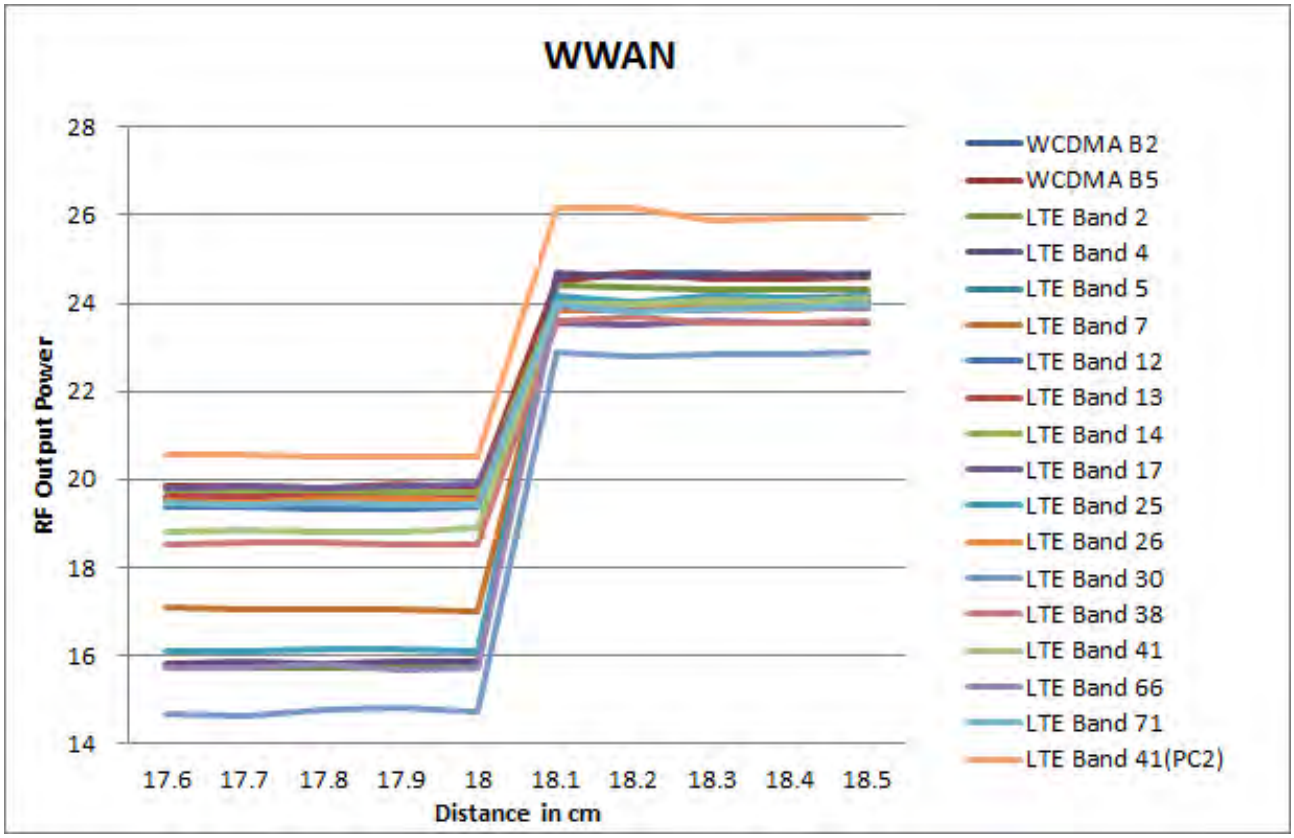
WWAN
RF Output Power
28
26
24
22
20
18
16
14
17.6
17.7
17.8
17.9
18
18.1
18.2
18.3
18.4
18.5
Distance in cm
WCDMA B2
WCDMA B5
LTE Band 2
LTE Band 4
LTE Band 5
LTE Band 7
LTE Band 12
LTE Band 13
LTE Band 14
LTE Band 17
LTE Band 25
LTE Band 26
LTE Band 30
LTE Band 38
LTE Band 41
LTE Band 66
LTE Band 71
LTE Band 41(PC2)

# 10. Test Results

## 10.1 SAR Test Results Summary

| WLAN 2.4G Body SAR | | | | | | | | | |
|---|---|---|---|---|---|---|---|---|---|
| SAR MEASUREMENT | | | | | | | | | |
| Liquid Temperature (°C) : 21.7 ±2 | | | | | | Relative Humidity (%): 50 | | | |
| Ambient Temperature (°C) : 22.4 ±2 | | | | | | Depth of Liquid (cm):>15 | | | |
| Test Position | Antenna Position | Dist (mm) | Frequency | | Conducted Power (dBm) | | **SAR** 1g (W/kg) | | Plot No. |
| | | | Channel | MHz | Measurement | Tune-up Limit | Measurement | Tune-up Scaled | |
| Test Mode: 802.11b_Main(QSIP7180)_ Speed | | | | | | | | | |
| Bottom | Fixed | 0 | 6 | 2437 | 17.69 | 19.5 | 0.005 | 0.008 | |
| Test Mode: 802.11b_Aux(QSIP7180)_ Speed | | | | | | | | | |
| Bottom | Fixed | 0 | 1 | 2412 | 17.51 | 19.5 | 0.016 | **0.026** | 1 |
| Bottom | Fixed | 0 | 6 | 2437 | 17.88 | 19.5 | 0.007 | 0.010 | |
| Bottom | Fixed | 0 | 10 | 2457 | 17.52 | 19.5 | 0.009 | 0.014 | |
| Test Mode: BT-1M_Aux(QSIP7180)_ Speed | | | | | | | | | |
| Bottom | Fixed | 0 | 39 | 2441 | 10.3 | 12 | 0.010 | 0.015 | 2 |
| SAR MEASUREMENT | | | | | | | | | |
| Liquid Temperature (°C) : 21.9 ±2 | | | | | | Relative Humidity (%): 51 | | | |
| Ambient Temperature (°C) : 22.3 ±2 | | | | | | Depth of Liquid (cm):>15 | | | |
| Test Position | Antenna Position | Dist (mm) | Frequency | | Conducted Power (dBm) | | **SAR** 1g (W/kg) | | Plot No. |
| | | | Channel | MHz | Measurement | Tune-up Limit | Measurement | Tune-up Scaled | |
| Test Mode: 802.11b_Main(QSIP7180)_ WGT | | | | | | | | | |
| Bottom | Fixed | 0 | 6 | 2437 | 17.69 | 19.5 | 0.008 | 0.013 | |
| Test Mode: 802.11b_Aux(QSIP7180)_ WGT | | | | | | | | | |
| Bottom | Fixed | 0 | 1 | 2412 | 17.51 | 19.5 | 0.016 | 0.025 | |
| Bottom | Fixed | 0 | 6 | 2437 | 17.88 | 19.5 | 0.013 | 0.019 | |
| Bottom | Fixed | 0 | 10 | 2457 | 17.52 | 19.5 | 0.010 | 0.015 | |
| Test Mode: BT-1M_Aux(QSIP7180)_ WGT | | | | | | | | | |
| Bottom | Fixed | 0 | 39 | 2441 | 10.3 | 12 | 0.009 | 0.014 | |

Note: 1. When the highest reported SAR for DSSS is adjusted by the ratio of OFDM to DSSS specified maximum output power and the adjusted SAR is ≤ 1.2 W/kg, SAR is not required.

2. When the reported SAR of the highest measured maximum output power channel for the exposure configuration is ≤ 0.8 W/kg, no further SAR testing is required for 802.11b DSSS in that exposure configuration.

| WLAN 5G Body SAR | | | | | | | | | |
|---|---|---|---|---|---|---|---|---|---|
| SAR MEASUREMENT | | | | | | | | | |
| Liquid Temperature (°C) : 21.2 ±2 | | | | | | Relative Humidity (%): 49 | | | |
| Ambient Temperature (°C) : 22.8 ±2 | | | | | | Depth of Liquid (cm):>15 | | | |
| Test Position | Antenna Position | Dist (mm) | Frequency | | Conducted Power (dBm) | | **SAR** 1g (W/kg) | | Plot No. |
| | | | Channel | MHz | Measurement | Tune-up Limit | Measurement | Tune-up Scaled | |
| Test Mode: 802.11n40M_Main(QSIP7180) –Speed | | | | | | | | | |
| Bottom | Fixed | 0 | 54 | 5270 | 17.96 | 19.5 | 0.032 | 0.046 | |
| Bottom | Fixed | 0 | 62 | 5310 | 10.81 | 12.5 | 0.019 | 0.027 | |
| Test Mode: 802.11ac80M_Main(QSIP7180) – Speed | | | | | | | | | |
| Bottom | Fixed | 0 | 106 | 5530 | 12.87 | 14.5 | 0.024 | 0.034 | |
| Bottom | Fixed | 0 | 122 | 5610 | 17.71 | 19.5 | 0.064 | **0.097** | 3 |
| Bottom | Fixed | 0 | 138 | 5690 | 17.64 | 19.5 | 0.038 | 0.058 | |
| Bottom | Fixed | 0 | 155 | 5775 | 17.91 | 19.5 | 0.025 | 0.036 | |
| Test Mode: 802.11n40M_Aux(QSIP7180) – Speed | | | | | | | | | |
| Bottom | Fixed | 0 | 54 | 5270 | 17.86 | 19.5 | 0.036 | 0.052 | 4 |
| Test Mode: 802.11ac80M_Aux(QSIP7180) – Speed | | | | | | | | | |
| Bottom | Fixed | 0 | 122 | 5610 | 17.89 | 19.5 | 0.036 | 0.052 | |
| Bottom | Fixed | 0 | 155 | 5775 | 17.73 | 19.5 | 0.048 | 0.072 | 5 |
| SAR MEASUREMENT | | | | | | | | | |
| Liquid Temperature (°C) : 21.9 ±2 | | | | | | Relative Humidity (%): 51 | | | |
| Ambient Temperature (°C) : 22.9 ±2 | | | | | | Depth of Liquid (cm):>15 | | | |
| Test Position | Antenna Position | Dist (mm) | Frequency | | Conducted Power (dBm) | | **SAR** 1g (W/kg) | | Plot No. |
| | | | Channel | MHz | Measurement | Tune-up Limit | Measurement | Tune-up Scaled | |
| Test Mode: 802.11n40M_Main(QSIP7180) –WGT | | | | | | | | | |
| Bottom | Fixed | 0 | 54 | 5270 | 17.96 | 19.5 | 0.021 | 0.031 | |
| Bottom | Fixed | 0 | 62 | 5310 | 10.81 | 12.5 | 0.023 | 0.033 | |
| Test Mode: 802.11ac80M_Main(QSIP7180) –WGT | | | | | | | | | |
| Bottom | Fixed | 0 | 106 | 5530 | 12.87 | 14.5 | 0.023 | 0.033 | |
| Bottom | Fixed | 0 | 122 | 5610 | 17.71 | 19.5 | 0.041 | 0.062 | |
| Bottom | Fixed | 0 | 138 | 5690 | 17.64 | 19.5 | 0.020 | 0.030 | |
| Bottom | Fixed | 0 | 155 | 5775 | 17.91 | 19.5 | 0.043 | 0.062 | |
| Test Mode: 802.11n40M_Aux(QSIP7180) –WGT | | | | | | | | | |
| Bottom | Fixed | 0 | 54 | 5270 | 17.86 | 19.5 | 0.024 | 0.035 | |

| Test Mode: 802.11ac80M_Aux(QSIP7180) –WGT | | | | | | | | | |
|---|---|---|---|---|---|---|---|---|---|
| Bottom | Fixed | 0 | 122 | 5610 | 17.89 | 19.5 | 0.040 | 0.057 | |
| Bottom | Fixed | 0 | 155 | 5775 | 17.73 | 19.5 | 0.041 | 0.061 | |

Note : 1. When multiple transmission modes have the same specified maximum output power, largest channel bandwidth, lowest order modulation and lowest data rate, the lowest order 802.11 mode is selected

2. When the reported SAR of the highest measured maximum output power channel for the exposure configuration is ≤ 0.8 W/kg, no further SAR testing is required in that exposure configuration.

3. When the reported SAR of the highest measured maximum U-NII-2A for the exposure configuration is ≤ 1.2 W/kg, SAR is not required for U-NII-1 band.

| **WCDMA B2 Body SAR** | | | | | | | | | |
|---|---|---|---|---|---|---|---|---|---|
| SAR MEASUREMENT | | | | | | | | | |
| Liquid Temperature (°C) : 22.4 ±2 | | | | | Relative Humidity (%): 51 | | | | |
| Ambient Temperature (°C) : 23.1 ±2 | | | | | Depth of Liquid (cm):>15 | | | | |
| Test Position | Antenna Position | Dist (mm) | Frequency | | Conducted Power (dBm) | | **SAR** 1g (W/kg) | | Plot No. |
| | | | Channel | MHz | Measurement | Tune-up Limit | Measurement | Tune-up Scaled | |
| Test Mode: WCDMA Band 2 RMC Speed_0mm | | | | | | | | | |
| Bottom | Fixed | 0 | 9262 | 1852.4 | 15.92 | 17.5 | 0.607 | 0.873 | |
| Bottom | Fixed | 0 | 9400 | 1880 | 16.01 | 17.5 | 0.578 | 0.815 | |
| Bottom | Fixed | 0 | 9538 | 1907.6 | 15.71 | 17.5 | 0.616 | **0.930** | 6 |
| Test Mode: WCDMA Band 2 RMC Speed_15mm | | | | | | | | | |
| Bottom | Fixed | 15 | 9262 | 1852.4 | 24.25 | 25.7 | 0.589 | 0.822 | |
| Bottom | Fixed | 15 | 9400 | 1880 | 24.6 | 25.7 | 0.569 | 0.733 | |
| Bottom | Fixed | 15 | 9538 | 1907.6 | 24.51 | 25.7 | 0.505 | 0.664 | |
| Note: 1. When the reported SAR of the Mid channel for the exposure configuration is ≤ 0.8 W/kg, no further SAR testing is required in other channel. | | | | | | | | | |

| **WCDMA B5 Body SAR** | | | | | | | | | |
|---|---|---|---|---|---|---|---|---|---|
| SAR MEASUREMENT | | | | | | | | | |
| Liquid Temperature (°C) : 22.1 ±2 | | | | | Relative Humidity (%): 52 | | | | |
| Ambient Temperature (°C) : 23.2 ±2 | | | | | Depth of Liquid (cm):>15 | | | | |
| Test Position | Antenna Position | Dist (mm) | Frequency | | Conducted Power (dBm) | | **SAR** 1g (W/kg) | | Plot No. |
| | | | Channel | MHz | Measurement | Tune-up Limit | Measurement | Tune-up Scaled | |
| Test Mode: WCDMA Band 5 RMC Speed_0mm | | | | | | | | | |
| Bottom | Fixed | 0 | 4132 | 826.4 | 19.81 | 21.5 | 0.685 | **1.011** | 7 |
| Bottom | Fixed | 0 | 4183 | 836.6 | 19.92 | 21.5 | 0.652 | 0.938 | |
| Bottom | Fixed | 0 | 4233 | 846.6 | 19.84 | 21.5 | 0.649 | 0.951 | |
| Test Mode: WCDMA Band 5 RMC Speed_15mm | | | | | | | | | |
| Bottom | Fixed | 15 | 4132 | 826.4 | 24.37 | 25.2 | 0.425 | 0.515 | |
| Bottom | Fixed | 15 | 4183 | 836.6 | 24.46 | 25.2 | 0.416 | 0.493 | |
| Bottom | Fixed | 15 | 4233 | 846.6 | 24.34 | 25.2 | 0.434 | 0.529 | |
| Note: 1. When the reported SAR of the Mid channel for the exposure configuration is ≤ 0.8 W/kg, no further SAR testing is required in other channel. | | | | | | | | | |

| LTE Band 2 Body SAR | | | | | | | | | | | |
|---|---|---|---|---|---|---|---|---|---|---|---|
| SAR MEASUREMENT | | | | | | | | | | | |
| Liquid Temperature (°C): 22.4 ±2 | | | | | | | Relative Humidity (%): 51 | | | | |
| Ambient Temperature (°C): 23.1 ±2 | | | | | | | Depth of Liquid (cm): >15 | | | | |
| Test Position | Antenna Position | Dist (mm) | RB | RB offset | Frequency | | Conducted Power (dBm) | | SAR 1g (W/Kg) | | Plot No. |
| | | | | | Channel | MHz | Measurement | Tune-up Limit | Measurement | Tune-up Scaled | |
| Test Mode: LTE Band 2 QPSK 20M Speed_0mm | | | | | | | | | | | |
| Bottom | Fixed | 0 | 1 | 0 | 18700 | 1860 | 15.97 | 17.5 | 0.573 | **0.815** | 8 |
| Bottom | Fixed | 0 | 1 | 0 | 18900 | 1880 | 16.18 | 17.5 | 0.525 | 0.711 | |
| Bottom | Fixed | 0 | 1 | 0 | 19100 | 1900 | 15.95 | 17.5 | 0.512 | 0.732 | |
| Bottom | Fixed | 0 | 50 | 0 | 18700 | 1860 | 15.94 | 17.5 | 0.555 | 0.795 | |
| Bottom | Fixed | 0 | 100 | 0 | 18700 | 1860 | 15.95 | 17.5 | 0.569 | 0.813 | |
| Bottom | Fixed | 0 | 100 | 0 | 18900 | 1880 | 15.89 | 17.5 | 0.550 | 0.797 | |
| Bottom | Fixed | 0 | 100 | 0 | 19100 | 1900 | 15.9 | 17.5 | 0.548 | 0.792 | |
| Test Mode: LTE Band 2 QPSK 20M Speed_15mm | | | | | | | | | | | |
| Bottom | Fixed | 15 | 1 | 0 | 18700 | 1860 | 24.38 | 25.7 | 0.497 | 0.674 | |
| Bottom | Fixed | 15 | 1 | 0 | 18900 | 1880 | 24.47 | 25.7 | 0.517 | 0.686 | |
| Bottom | Fixed | 15 | 1 | 0 | 19100 | 1900 | 24.36 | 25.7 | 0.479 | 0.652 | |
| Bottom | Fixed | 15 | 50 | 0 | 18900 | 1880 | 23.55 | 24.7 | 0.426 | 0.555 | |

Note: 1. When the reported SAR of the Mid channel for the exposure configuration is ≤ 0.8 W/kg, no further SAR testing is required in other channel.

| LTE Band 4 Body SAR | | | | | | | | | | | |
|---|---|---|---|---|---|---|---|---|---|---|---|
| SAR MEASUREMENT | | | | | | | | | | | |
| Liquid Temperature (°C): 22.4 ±2 | | | | | | | Relative Humidity (%): 51 | | | | |
| Ambient Temperature (°C): 23.1 ±2 | | | | | | | Depth of Liquid (cm): >15 | | | | |
| Test Position | Antenna Position | Dist (mm) | RB | RB offset | Frequency | | Conducted Power (dBm) | | SAR 1g (W/Kg) | | Plot No. |
| | | | | | Channel | MHz | Measurement | Tune-up Limit | Measurement | Tune-up Scaled | |
| Test Mode: LTE Band 4 QPSK 20M Speed_0mm | | | | | | | | | | | |
| Bottom | Fixed | 0 | 1 | 0 | 20050 | 1720 | 15.91 | 17 | 0.547 | 0.703 | |
| Bottom | Fixed | 0 | 1 | 0 | 20175 | 1732.5 | 15.98 | 17 | 0.569 | 0.720 | |
| Bottom | Fixed | 0 | 1 | 0 | 20300 | 1745 | 15.79 | 17 | 0.580 | **0.766** | 9 |
| Bottom | Fixed | 0 | 50 | 25 | 20300 | 1745 | 15.91 | 17 | 0.569 | 0.731 | |
| Test Mode: LTE Band 4 QPSK 20M Speed_15mm | | | | | | | | | | | |
| Bottom | Fixed | 15 | 1 | 0 | 20050 | 1720 | 24.4 | 25.7 | 0.506 | 0.683 | |
| Bottom | Fixed | 15 | 1 | 0 | 20175 | 1732.5 | 24.45 | 25.7 | 0.552 | 0.736 | |
| Bottom | Fixed | 15 | 1 | 0 | 20300 | 1745 | 24.36 | 25.7 | 0.543 | 0.739 | |
| Bottom | Fixed | 15 | 50 | 25 | 20175 | 1732.5 | 23.45 | 24.7 | 0.455 | 0.607 | |

Note: 1. When the reported SAR of the Mid channel for the exposure configuration is ≤ 0.8 W/kg, no further SAR testing is required in other channel.

| LTE Band 5 Body SAR | | | | | | | | | | | |
|---|---|---|---|---|---|---|---|---|---|---|---|
| SAR MEASUREMENT | | | | | | | | | | | |
| Liquid Temperature (°C): 22.1 ±2 | | | | | | | | Relative Humidity (%): 52 | | | |
| Ambient Temperature (°C): 23.2 ±2 | | | | | | | | Depth of Liquid (cm): >15 | | | |
| Test Position | Antenna Position | Dist (mm) | RB | RB offset | Frequency | | Conducted Power (dBm) | | SAR 1g (W/Kg) | | Plot No. |
| | | | | | Channel | MHz | Measurement | Tune-up Limit | Measurement | Tune-up Scaled | |
| Test Mode: LTE Band 5 QPSK 10M Speed_0mm | | | | | | | | | | | |
| Bottom | Fixed | 0 | 1 | 0 | 20450 | 829 | 19.7 | 21 | 0.618 | 0.834 | |
| Bottom | Fixed | 0 | 1 | 0 | 20525 | 836.5 | 19.85 | 21 | 0.601 | 0.783 | |
| Bottom | Fixed | 0 | 1 | 0 | 20600 | 844 | 19.8 | 21 | 0.445 | 0.587 | |
| Bottom | Fixed | 0 | 25 | 12 | 20450 | 829 | 19.64 | 21 | 0.616 | **0.843** | 10 |
| Bottom | Fixed | 0 | 25 | 12 | 20525 | 836.5 | 19.7 | 21 | 0.592 | 0.799 | |
| Bottom | Fixed | 0 | 25 | 12 | 20600 | 844 | 19.77 | 21 | 0.594 | 0.788 | |
| Bottom | Fixed | 0 | 50 | 0 | 20450 | 829 | 19.64 | 21 | 0.609 | 0.833 | |
| Bottom | Fixed | 0 | 50 | 0 | 20525 | 836.5 | 19.58 | 21 | 0.589 | 0.817 | |
| Bottom | Fixed | 0 | 50 | 0 | 20600 | 844 | 19.63 | 21 | 0.595 | 0.816 | |
| Test Mode: LTE Band 5 QPSK 10M Speed_15mm | | | | | | | | | | | |
| Bottom | Fixed | 15 | 1 | 49 | 20450 | 829 | 24.01 | 25.2 | 0.353 | 0.464 | |
| Bottom | Fixed | 15 | 1 | 49 | 20525 | 836.5 | 24.22 | 25.2 | 0.351 | 0.44 | |
| Bottom | Fixed | 15 | 1 | 49 | 20600 | 844 | 24.2 | 25.2 | 0.345 | 0.434 | |
| Bottom | Fixed | 15 | 25 | 12 | 20450 | 829 | 23.06 | 24.2 | 0.303 | 0.394 | |

Note: 1. When the reported SAR of the Mid channel for the exposure configuration is ≤ 0.8 W/kg, no further SAR testing is required in other channel.

| LTE Band 7 Body SAR | | | | | | | | | | | |
|---|---|---|---|---|---|---|---|---|---|---|---|
| SAR MEASUREMENT | | | | | | | | | | | |
| Liquid Temperature (°C): 22.3 ±2 | | | | | | | | Relative Humidity (%): 52 | | | |
| Ambient Temperature (°C): 23.1 ±2 | | | | | | | | Depth of Liquid (cm): >15 | | | |
| Test Position | Antenna Position | Dist (mm) | RB | RB offset | Frequency | | Conducted Power (dBm) | | SAR 1g (W/Kg) | | Plot No. |
| | | | | | Channel | MHz | Measurement | Tune-up Limit | Measurement | Tune-up Scaled | |
| Test Mode: LTE Band 7 QPSK 20M Speed_0mm | | | | | | | | | | | |
| Bottom | Fixed | 0 | 1 | 0 | 20850 | 2510 | 17.01 | 18 | 0.909 | **1.142** | 11 |
| Bottom | Fixed | 0 | 1 | 0 | 21100 | 2535 | 17.22 | 18 | 0.924 | 1.106 | |
| Bottom | Fixed | 0 | 1 | 0 | 21350 | 2560 | 17.01 | 18 | 0.879 | 1.104 | |
| Bottom | Fixed | 0 | 50 | 0 | 20850 | 2510 | 17.03 | 18 | 0.885 | 1.106 | |
| Bottom | Fixed | 0 | 50 | 0 | 21100 | 2535 | 17.12 | 18 | 0.919 | 1.125 | |
| Bottom | Fixed | 0 | 50 | 0 | 21350 | 2560 | 16.99 | 18 | 0.895 | 1.129 | |
| Bottom | Fixed | 0 | 100 | 0 | 20850 | 2510 | 16.99 | 18 | 0.871 | 1.099 | |
| Bottom | Fixed | 0 | 100 | 0 | 21100 | 2535 | 17.06 | 18 | 0.907 | 1.126 | |
| Bottom | Fixed | 0 | 100 | 0 | 21350 | 2560 | 17 | 18 | 0.894 | 1.125 | |
| Test Mode: LTE Band 7C QPSK 20M Speed_0mm | | | | | | | | | | | |
| Bottom | Fixed | 0 | 1 | 0 | 21001 | 2535 | 17 | 18 | 0.895 | 1.127 | |
| Test Mode: LTE Band 7 QPSK 20M Speed_15mm | | | | | | | | | | | |
| Bottom | Fixed | 15 | 1 | 99 | 20850 | 2510 | 24.51 | 25.2 | 0.766 | 0.898 | |
| Bottom | Fixed | 15 | 1 | 99 | 21100 | 2535 | 24.61 | 25.2 | 0.928 | 1.063 | |
| Bottom | Fixed | 15 | 1 | 99 | 21350 | 2560 | 24.4 | 25.2 | 0.944 | 1.135 | |
| Bottom | Fixed | 15 | 50 | 50 | 20850 | 2510 | 23.56 | 24.2 | 0.753 | 0.873 | |
| Bottom | Fixed | 15 | 50 | 50 | 21100 | 2535 | 23.57 | 24.2 | 0.806 | 0.932 | |
| Bottom | Fixed | 15 | 50 | 50 | 21350 | 2560 | 23.39 | 24.2 | 0.783 | 0.944 | |
| Bottom | Fixed | 15 | 100 | 0 | 20850 | 2510 | 23.57 | 24.2 | 0.729 | 0.843 | |
| Bottom | Fixed | 15 | 100 | 0 | 21100 | 2535 | 23.6 | 24.2 | 0.803 | 0.922 | |
| Bottom | Fixed | 15 | 100 | 0 | 21350 | 2560 | 23.4 | 24.2 | 0.783 | 0.941 | |
| Test Mode: LTE Band 7C QPSK 20M Speed_15mm | | | | | | | | | | | |
| Bottom | Fixed | 0 | 1 | 99 | 21001 | 2535 | 23.55 | 25.2 | 0.408 | 0.597 | |

Note: 1. When the reported SAR of the Mid channel for the exposure configuration is ≤ 0.8 W/kg, no further SAR testing is required in other channel.

| LTE Band 12 Body SAR | | | | | | | | | | | |
|---|---|---|---|---|---|---|---|---|---|---|---|
| SAR MEASUREMENT | | | | | | | | | | | |
| Liquid Temperature (°C): 22.1 ±2 | | | | | | | | Relative Humidity (%): 52 | | | |
| Ambient Temperature (°C): 23.2 ±2 | | | | | | | | Depth of Liquid (cm): >15 | | | |
| Test Position | Antenna Position | Dist (mm) | RB | RB offset | Frequency | | Conducted Power (dBm) | | SAR 1g (W/Kg) | | Plot No. |
| | | | | | Channel | MHz | Measurement | Tune-up Limit | Measurement | Tune-up Scaled | |
| Test Mode: LTE Band 12 QPSK 10M Speed_0mm | | | | | | | | | | | |
| Bottom | Fixed | 0 | 1 | 49 | 23060 | 704 | 19.41 | 21 | 0.545 | 0.786 | |
| Bottom | Fixed | 0 | 1 | 49 | 23095 | 707.5 | 19.51 | 21 | 0.557 | 0.785 | |
| Bottom | Fixed | 0 | 1 | 49 | 23130 | 711 | 19.1 | 21 | 0.561 | **0.869** | 12 |
| Bottom | Fixed | 0 | 25 | 0 | 23060 | 704 | 19.02 | 21 | 0.540 | 0.852 | |
| Bottom | Fixed | 0 | 25 | 0 | 23095 | 707.5 | 19.12 | 21 | 0.562 | 0.866 | |
| Bottom | Fixed | 0 | 25 | 0 | 23130 | 711 | 19.1 | 21 | 0.555 | 0.860 | |
| Bottom | Fixed | 0 | 50 | 0 | 23060 | 704 | 19 | 21 | 0.543 | 0.861 | |
| Bottom | Fixed | 0 | 50 | 0 | 23095 | 707.5 | 19.13 | 21 | 0.562 | 0.864 | |
| Bottom | Fixed | 0 | 50 | 0 | 23130 | 711 | 19.07 | 21 | 0.552 | 0.861 | |
| Test Mode: LTE Band 12 QPSK 10M Speed_15mm | | | | | | | | | | | |
| Bottom | Fixed | 15 | 1 | 49 | 23060 | 704 | 23.85 | 25.2 | 0.378 | 0.516 | |
| Bottom | Fixed | 15 | 1 | 49 | 23095 | 707.5 | 23.94 | 25.2 | 0.383 | 0.512 | |
| Bottom | Fixed | 15 | 1 | 49 | 23130 | 711 | 23.91 | 25.2 | 0.390 | 0.525 | |
| Bottom | Fixed | 15 | 25 | 25 | 23130 | 711 | 22.88 | 24.2 | 0.306 | 0.415 | |

Note: 1. When the reported SAR of the Mid channel for the exposure configuration is ≤ 0.8 W/kg, no further SAR testing is required in other channel.

| LTE Band 13 Body SAR | | | | | | | | | | | |
|---|---|---|---|---|---|---|---|---|---|---|---|
| SAR MEASUREMENT | | | | | | | | | | | |
| Liquid Temperature (°C): 22.1 ±2 | | | | | | | | Relative Humidity (%): 52 | | | |
| Ambient Temperature (°C): 23.2 ±2 | | | | | | | | Depth of Liquid (cm): >15 | | | |
| Test Position | Antenna Position | Dist (mm) | RB | RB offset | Frequency | | Conducted Power (dBm) | | SAR 1g (W/Kg) | | Plot No. |
| | | | | | Channel | MHz | Measurement | Tune-up Limit | Measurement | Tune-up Scaled | |
| Test Mode: LTE Band 13 QPSK 10M Speed_0mm | | | | | | | | | | | |
| Bottom | Fixed | 0 | 1 | 0 | 23230 | 782 | 19.75 | 21 | 0.677 | 0.903 | |
| Bottom | Fixed | 0 | 25 | 0 | 23230 | 782 | 19.52 | 21 | 0.673 | **0.946** | 13 |
| Bottom | Fixed | 0 | 50 | 0 | 23230 | 782 | 19.56 | 21 | 0.676 | 0.942 | |
| Test Mode: LTE Band 13 QPSK 10M Speed_15mm | | | | | | | | | | | |
| Bottom | Fixed | 15 | 1 | 0 | 23230 | 782 | 24.25 | 25.2 | 0.423 | 0.526 | |
| Bottom | Fixed | 15 | 25 | 12 | 23230 | 782 | 23.29 | 24.2 | 0.347 | 0.428 | |

Note: 1. When the reported SAR of the Mid channel for the exposure configuration is ≤ 0.8 W/kg, no further SAR testing is required in other channel.

| LTE Band 14 Body SAR | | | | | | | | | | | |
|---|---|---|---|---|---|---|---|---|---|---|---|
| SAR MEASUREMENT | | | | | | | | | | | |
| Liquid Temperature (°C): 22.1 ±2 | | | | | | | | Relative Humidity (%): 54 | | | |
| Ambient Temperature (°C): 23.3 ±2 | | | | | | | | Depth of Liquid (cm): >15 | | | |
| Test Position | Antenna Position | Dist (mm) | RB | RB offset | Frequency | | Conducted Power (dBm) | | SAR 1g (W/Kg) | | Plot No. |
| | | | | | Channel | MHz | Measurement | Tune-up Limit | Measurement | Tune-up Scaled | |
| Test Mode: LTE Band 14 QPSK 10M Speed_0mm | | | | | | | | | | | |
| Bottom | Fixed | 0 | 1 | 0 | 23330 | 793 | 19.78 | 21 | 0.723 | **0.957** | 14 |
| Bottom | Fixed | 0 | 25 | 0 | 23330 | 793 | 19.79 | 21 | 0.721 | 0.953 | |
| Bottom | Fixed | 0 | 50 | 0 | 23330 | 793 | 19.77 | 21 | 0.719 | 0.954 | |
| Test Mode: LTE Band 14 QPSK 10M Speed_15mm | | | | | | | | | | | |
| Bottom | Fixed | 15 | 1 | 0 | 23330 | 793 | 24.04 | 25.2 | 0.441 | 0.576 | |
| Bottom | Fixed | 15 | 25 | 12 | 23330 | 793 | 22.97 | 24.2 | 0.353 | 0.469 | |

Note: 1. When the reported SAR of the Mid channel for the exposure configuration is ≤ 0.8 W/kg, no further SAR testing is required in other channel.

| LTE Band 17 Body SAR | | | | | | | | | | | |
|---|---|---|---|---|---|---|---|---|---|---|---|
| SAR MEASUREMENT | | | | | | | | | | | |
| Liquid Temperature (°C): 22.1 ±2 | | | | | | | | Relative Humidity (%): 54 | | | |
| Ambient Temperature (°C): 23.3 ±2 | | | | | | | | Depth of Liquid (cm): >15 | | | |
| Test Position | Antenna Position | Dist (mm) | RB | RB offset | Frequency | | Conducted Power (dBm) | | SAR 1g (W/Kg) | | Plot No. |
| | | | | | Channel | MHz | Measurement | Tune-up Limit | Measurement | Tune-up Scaled | |
| Test Mode: LTE Band 17 QPSK 10M Speed_0mm | | | | | | | | | | | |
| Bottom | Fixed | 0 | 1 | 49 | 23780 | 709 | 19.36 | 21 | 0.639 | **0.932** | 15 |
| Bottom | Fixed | 0 | 1 | 49 | 23790 | 710 | 19.86 | 21 | 0.641 | 0.833 | |
| Bottom | Fixed | 0 | 1 | 49 | 23800 | 711 | 19.83 | 21 | 0.634 | 0.83 | |
| Bottom | Fixed | 0 | 25 | 25 | 23780 | 709 | 19.24 | 21 | 0.618 | 0.927 | |
| Bottom | Fixed | 0 | 25 | 25 | 23790 | 710 | 19.25 | 21 | 0.619 | 0.926 | |
| Bottom | Fixed | 0 | 25 | 25 | 23800 | 711 | 19.35 | 21 | 0.629 | 0.920 | |
| Bottom | Fixed | 0 | 50 | 0 | 23780 | 709 | 19.31 | 21 | 0.619 | 0.913 | |
| Bottom | Fixed | 0 | 50 | 0 | 23790 | 710 | 19.34 | 21 | 0.621 | 0.910 | |
| Bottom | Fixed | 0 | 50 | 0 | 23800 | 711 | 19.32 | 21 | 0.630 | 0.928 | |
| Test Mode: LTE Band 17 QPSK 10M Speed_15mm | | | | | | | | | | | |
| Bottom | Fixed | 15 | 1 | 49 | 23780 | 709 | 23.48 | 25.2 | 0.386 | 0.574 | |
| Bottom | Fixed | 15 | 1 | 49 | 23790 | 710 | 23.76 | 25.2 | 0.389 | 0.542 | |
| Bottom | Fixed | 15 | 1 | 49 | 23800 | 711 | 23.59 | 25.2 | 0.388 | 0.562 | |
| Bottom | Fixed | 15 | 25 | 25 | 23800 | 711 | 22.68 | 24.2 | 0.324 | 0.460 | |

Note: 1. When the reported SAR of the Mid channel for the exposure configuration is ≤ 0.8 W/kg, no further SAR testing is required in other channel.

| LTE Band 25 Body SAR | | | | | | | | | | | |
|---|---|---|---|---|---|---|---|---|---|---|---|
| SAR MEASUREMENT | | | | | | | | | | | |
| Liquid Temperature (°C): 22.3 ±2 | | | | | | | Relative Humidity (%): 52 | | | | |
| Ambient Temperature (°C): 23.1 ±2 | | | | | | | Depth of Liquid (cm): >15 | | | | |
| Test Position | Antenna Position | Dist (mm) | RB | RB offset | Frequency | | Conducted Power (dBm) | | SAR 1g (W/Kg) | | Plot No. |
| | | | | | Channel | MHz | Measurement | Tune-up Limit | Measurement | Tune-up Scaled | |
| Test Mode: LTE Band 25 QPSK 20M Speed_0mm | | | | | | | | | | | |
| Bottom | Fixed | 0 | 1 | 0 | 26140 | 1860 | 16.14 | 17.5 | 0.607 | 0.830 | |
| Bottom | Fixed | 0 | 1 | 0 | 26365 | 1882.5 | 16.23 | 17.5 | 0.588 | 0.788 | |
| Bottom | Fixed | 0 | 1 | 0 | 26590 | 1905 | 16.13 | 17.5 | 0.611 | **0.838** | 16 |
| Bottom | Fixed | 0 | 50 | 50 | 26140 | 1860 | 16.05 | 17.5 | 0.585 | 0.817 | |
| Bottom | Fixed | 0 | 50 | 50 | 26365 | 1882.5 | 16.09 | 17.5 | 0.583 | 0.807 | |
| Bottom | Fixed | 0 | 50 | 50 | 26590 | 1905 | 16.05 | 17.5 | 0.597 | 0.834 | |
| Bottom | Fixed | 0 | 100 | 0 | 26140 | 1860 | 15.98 | 17.5 | 0.587 | 0.833 | |
| Bottom | Fixed | 0 | 100 | 0 | 26365 | 1882.5 | 16.06 | 17.5 | 0.580 | 0.808 | |
| Bottom | Fixed | 0 | 100 | 0 | 26590 | 1905 | 16.05 | 17.5 | 0.597 | 0.834 | |
| Test Mode: LTE Band 25 QPSK 20M Speed_15mm | | | | | | | | | | | |
| Bottom | Fixed | 15 | 1 | 0 | 26140 | 1860 | 24.25 | 25.7 | 0.473 | 0.660 | |
| Bottom | Fixed | 15 | 1 | 0 | 26365 | 1882.5 | 24.35 | 25.7 | 0.539 | 0.736 | |
| Bottom | Fixed | 15 | 1 | 0 | 26590 | 1905 | 24.2 | 25.7 | 0.503 | 0.711 | |
| Bottom | Fixed | 15 | 50 | 50 | 26365 | 1882.5 | 23.47 | 24.7 | 0.430 | 0.571 | |

Note: 1. When the reported SAR of the Mid channel for the exposure configuration is ≤ 0.8 W/kg, no further SAR testing is required in other channel.

| LTE Band 26 Body SAR | | | | | | | | | | | |
|---|---|---|---|---|---|---|---|---|---|---|---|
| SAR MEASUREMENT | | | | | | | | | | | |
| Liquid Temperature (°C): 22.1 ±2 | | | | | | | Relative Humidity (%): 54 | | | | |
| Ambient Temperature (°C): 23.3 ±2 | | | | | | | Depth of Liquid (cm): >15 | | | | |
| Test Position | Antenna Position | Dist (mm) | RB | RB offset | Frequency | | Conducted Power (dBm) | | SAR 1g (W/Kg) | | Plot No. |
| | | | | | Channel | MHz | Measurement | Tune-up Limit | Measurement | Tune-up Scaled | |
| Test Mode: LTE Band 26 QPSK 15M Speed_0mm | | | | | | | | | | | |
| Bottom | Fixed | 0 | 1 | 74 | 26765 | 821.5 | 19.55 | 21 | 0.650 | **0.908** | 17 |
| Bottom | Fixed | 0 | 1 | 74 | 26865 | 831.5 | 19.62 | 21 | 0.608 | 0.835 | |
| Bottom | Fixed | 0 | 1 | 74 | 26965 | 841.5 | 19.56 | 21 | 0.595 | 0.829 | |
| Bottom | Fixed | 0 | 36 | 37 | 26765 | 821.5 | 19.49 | 21 | 0.611 | 0.865 | |
| Bottom | Fixed | 0 | 36 | 37 | 26865 | 831.5 | 19.56 | 21 | 0.607 | 0.846 | |
| Bottom | Fixed | 0 | 36 | 37 | 26965 | 841.5 | 19.49 | 21 | 0.593 | 0.840 | |
| Bottom | Fixed | 0 | 75 | 0 | 26765 | 821.5 | 19.61 | 21 | 0.644 | 0.887 | |
| Bottom | Fixed | 0 | 75 | 0 | 26865 | 831.5 | 19.58 | 21 | 0.599 | 0.831 | |
| Bottom | Fixed | 0 | 75 | 0 | 26965 | 841.5 | 19.55 | 21 | 0.593 | 0.828 | |
| Test Mode: LTE Band 26 QPSK 15M Speed_15mm | | | | | | | | | | | |
| Bottom | Fixed | 15 | 1 | 0 | 26765 | 821.5 | 23.84 | 25.2 | 0.427 | 0.584 | |
| Bottom | Fixed | 15 | 1 | 0 | 26865 | 831.5 | 23.96 | 25.2 | 0.429 | 0.571 | |
| Bottom | Fixed | 15 | 1 | 0 | 26965 | 841.5 | 23.76 | 25.2 | 0.396 | 0.552 | |
| Bottom | Fixed | 15 | 36 | 0 | 26865 | 831.5 | 22.88 | 24.2 | 0.341 | 0.462 | |

Note: 1. When the reported SAR of the Mid channel for the exposure configuration is ≤ 0.8 W/kg, no further SAR testing is required in other channel.

| LTE Band 30 Body SAR | | | | | | | | | | | |
|---|---|---|---|---|---|---|---|---|---|---|---|
| SAR MEASUREMENT | | | | | | | | | | | |
| Liquid Temperature (°C): 22.3 ±2 | | | | | | | | Relative Humidity (%): 52 | | | |
| Ambient Temperature (°C): 23.1 ±2 | | | | | | | | Depth of Liquid (cm): >15 | | | |
| Test Position | Antenna Position | Dist (mm) | RB | RB offset | Frequency | | Conducted Power (dBm) | | SAR 1g (W/Kg) | | Plot No. |
| | | | | | Channel | MHz | Measurement | Tune-up Limit | Measurement | Tune-up Scaled | |
| Test Mode: LTE Band 30 QPSK 10M Speed_0mm | | | | | | | | | | | |
| Bottom | Fixed | 0 | 1 | 25 | 27710 | 2310 | 14.86 | 16.5 | 0.632 | 0.922 | |
| Bottom | Fixed | 0 | 25 | 12 | 27710 | 2310 | 14.8 | 16.5 | 0.622 | 0.920 | |
| Bottom | Fixed | 0 | 50 | 0 | 27710 | 2310 | 14.76 | 16.5 | 0.617 | 0.921 | |
| Test Mode: LTE Band 30 QPSK 10M Speed_15mm | | | | | | | | | | | |
| Bottom | Fixed | 15 | 1 | 25 | 27710 | 2310 | 22.69 | 24 | 0.738 | **0.998** | 18 |
| Bottom | Fixed | 15 | 25 | 12 | 27710 | 2310 | 21.41 | 23 | 0.525 | 0.757 | |
| Bottom | Fixed | 15 | 50 | 0 | 27710 | 2310 | 21.42 | 23 | 0.525 | 0.755 | |
| Note: 1. When the reported SAR of the Mid channel for the exposure configuration is ≤ 0.8 W/kg, no further SAR testing is required in other channel. | | | | | | | | | | | |

| LTE Band 38 Body SAR | | | | | | | | | | | |
|---|---|---|---|---|---|---|---|---|---|---|---|
| SAR MEASUREMENT | | | | | | | | | | | |
| Liquid Temperature (°C): 22.3 ±2 | | | | | | | | Relative Humidity (%): 52 | | | |
| Ambient Temperature (°C): 23.1 ±2 | | | | | | | | Depth of Liquid (cm): >15 | | | |
| Test Position | Antenna Position | Dist (mm) | RB | RB offset | Frequency | | Conducted Power (dBm) | | SAR 1g (W/Kg) | | Plot No. |
| | | | | | Channel | MHz | Measurement | Tune-up Limit | Measurement | Tune-up Scaled | |
| Test Mode: LTE Band 38 QPSK 20M Speed_0mm | | | | | | | | | | | |
| Bottom | Fixed | 0 | 1 | 0 | 37850 | 2580 | 18.7 | 20 | 0.531 | 0.716 | |
| Bottom | Fixed | 0 | 1 | 0 | 38000 | 2595 | 18.73 | 20 | 0.522 | 0.699 | |
| Bottom | Fixed | 0 | 1 | 0 | 38150 | 2610 | 18.71 | 20 | 0.491 | 0.661 | |
| Bottom | Fixed | 0 | 50 | 25 | 38000 | 2595 | 18.65 | 20 | 0.518 | 0.707 | |
| Test Mode: LTE Band 38C QPSK 20M Speed_0mm | | | | | | | | | | | |
| Bottom | Fixed | 0 | 1 | 0 | 37901 | 2595 | 18.69 | 20 | 0.513 | 0.694 | |
| Test Mode: LTE Band 38 QPSK 20M Speed_15mm | | | | | | | | | | | |
| Bottom | Fixed | 15 | 1 | 0 | 37850 | 2580 | 23.9 | 25.2 | 0.615 | **0.830** | 19 |
| Bottom | Fixed | 15 | 1 | 0 | 38000 | 2595 | 23.98 | 25.2 | 0.602 | 0.797 | |
| Bottom | Fixed | 15 | 1 | 0 | 38150 | 2610 | 23.83 | 25.2 | 0.605 | 0.829 | |
| Bottom | Fixed | 15 | 50 | 0 | 38000 | 2595 | 23.14 | 24.2 | 0.491 | 0.627 | |
| Bottom | Fixed | 15 | 100 | 0 | 38000 | 2595 | 23.08 | 24.2 | 0.341 | 0.441 | |
| Test Mode: LTE Band 38C QPSK 20M Speed_15mm | | | | | | | | | | | |
| Bottom | Fixed | 15 | 1 | 0 | 37901 | 2595 | 23.55 | 25.2 | 0.165 | 0.241 | |

Note: 1. When the reported SAR of the Mid channel for the exposure configuration is ≤ 0.8 W/kg, no further SAR testing is required in other channel.

| LTE Band 41 Body SAR | | | | | | | | | | | |
|---|---|---|---|---|---|---|---|---|---|---|---|
| SAR MEASUREMENT | | | | | | | | | | | |
| Liquid Temperature (°C): 22.3 ±2 | | | | | | | | Relative Humidity (%): 52 | | | |
| Ambient Temperature (°C): 23.1 ±2 | | | | | | | | Depth of Liquid (cm): >15 | | | |
| Test Position | Antenna Position | Dist (mm) | RB | RB offset | Frequency | | Conducted Power (dBm) | | SAR 1g (W/Kg) | | Plot No. |
| | | | | | Channel | MHz | Measurement | Tune-up Limit | Measurement | Tune-up Scaled | |
| Test Mode: LTE Band 41 QPSK 20M Speed_0mm | | | | | | | | | | | |
| Bottom | Fixed | 0 | 1 | 99 | 39750 | 2506 | 18.75 | 20 | 0.842 | 1.123 | |
| Bottom | Fixed | 0 | 1 | 99 | 40620 | 2593 | 18.85 | 20 | 0.792 | 1.032 | |
| Bottom | Fixed | 0 | 1 | 99 | 41490 | 2680 | 18.67 | 20 | 0.686 | 0.932 | |
| Bottom | Fixed | 0 | 50 | 25 | 39750 | 2506 | 18.68 | 20 | 0.811 | 1.099 | |
| Bottom | Fixed | 0 | 50 | 25 | 40620 | 2593 | 18.66 | 20 | 0.749 | 1.020 | |
| Bottom | Fixed | 0 | 50 | 25 | 41490 | 2680 | 18.65 | 20 | 0.688 | 0.939 | |
| Bottom | Fixed | 0 | 100 | 0 | 39750 | 2506 | 18.69 | 20 | 0.828 | 1.120 | |
| Bottom | Fixed | 0 | 100 | 0 | 40620 | 2593 | 18.7 | 20 | 0.787 | 1.062 | |
| Bottom | Fixed | 0 | 100 | 0 | 41490 | 2680 | 18.57 | 20 | 0.670 | 0.931 | |
| Test Mode: LTE Band 41(PC2) QPSK 20M Speed_0mm | | | | | | | | | | | |
| Bottom | Fixed | 0 | 1 | 50 | 39750 | 2506 | 20.9 | 22 | 0.885 | **1.140** | 20 |
| Bottom | Fixed | 0 | 1 | 50 | 40620 | 2593 | 20.96 | 22 | 0.838 | 1.065 | |
| Bottom | Fixed | 0 | 1 | 50 | 41490 | 2680 | 20.89 | 22 | 0.718 | 0.927 | |
| Bottom | Fixed | 0 | 50 | 25 | 39750 | 2506 | 20.88 | 22 | 0.879 | 1.138 | |
| Bottom | Fixed | 0 | 50 | 25 | 40620 | 2593 | 20.75 | 22 | 0.847 | 1.129 | |
| Bottom | Fixed | 0 | 50 | 25 | 41490 | 2680 | 20.66 | 22 | 0.735 | 1.001 | |
| Bottom | Fixed | 0 | 100 | 0 | 39750 | 2506 | 20.79 | 22 | 0.860 | 1.136 | |
| Bottom | Fixed | 0 | 100 | 0 | 40620 | 2593 | 20.77 | 22 | 0.820 | 1.088 | |
| Bottom | Fixed | 0 | 100 | 0 | 41490 | 2680 | 20.56 | 22 | 0.718 | 1.000 | |
| Test Mode: LTE Band 41C QPSK 20M Speed_0mm | | | | | | | | | | | |
| Bottom | Fixed | 0 | 1 | 99 | 40521 | 2593 | 18.52 | 20 | 0.530 | 0.745 | |
| Test Mode: LTE Band 41 QPSK 20M Speed_15mm | | | | | | | | | | | |
| Bottom | Fixed | 15 | 1 | 0 | 39750 | 2506 | 24.15 | 25.2 | 0.468 | 0.596 | |
| Bottom | Fixed | 15 | 1 | 0 | 40620 | 2593 | 24.22 | 25.2 | 0.602 | 0.754 | |
| Bottom | Fixed | 15 | 1 | 0 | 41490 | 2680 | 23.8 | 25.2 | 0.465 | 0.642 | |
| Bottom | Fixed | 15 | 50 | 0 | 40620 | 2593 | 23.31 | 24.2 | 0.491 | 0.603 | |

| | | | | | | | | | | | |
|---|---|---|---|---|---|---|---|---|---|---|---|
| Test Mode: LTE Band 41(PC2) QPSK 20M Speed_15mm | | | | | | | | | | | |
| Bottom | Fixed | 15 | 1 | 0 | 39750 | 2506 | 26.05 | 27.2 | 0.616 | 0.803 | |
| Bottom | Fixed | 15 | 1 | 0 | 40620 | 2593 | 26.06 | 27.2 | 0.698 | 0.908 | |
| Bottom | Fixed | 15 | 1 | 0 | 41490 | 2680 | 25.69 | 27.2 | 0.590 | 0.835 | |
| Bottom | Fixed | 15 | 50 | 25 | 40620 | 2593 | 25.3 | 26.2 | 0.508 | 0.625 | |
| Bottom | Fixed | 15 | 100 | 0 | 40620 | 2593 | 25.32 | 26.2 | 0.541 | 0.663 | |
| Test Mode: LTE Band 41C QPSK 20M Speed_15mm | | | | | | | | | | | |
| Bottom | Fixed | 15 | 1 | 0 | 40521 | 2593 | 23.05 | 25.2 | 0.172 | 0.282 | |

Note: 1. When the reported SAR of the Mid channel for the exposure configuration is ≤ 0.8 W/kg, no further SAR testing is required in other channel.

| LTE Band 66 Body SAR | | | | | | | | | | | |
|---|---|---|---|---|---|---|---|---|---|---|---|
| SAR MEASUREMENT | | | | | | | | | | | |
| Liquid Temperature (°C): 22.4 ±2 | | | | | | | | Relative Humidity (%): 51 | | | |
| Ambient Temperature (°C): 23.1 ±2 | | | | | | | | Depth of Liquid (cm): >15 | | | |
| Test Position | Antenna Position | Dist (mm) | RB | RB offset | Frequency | | Conducted Power (dBm) | | SAR 1g (W/Kg) | | Plot No. |
| | | | | | Channel | MHz | Measurement | Tune-up Limit | Measurement | Tune-up Scaled | |
| Test Mode: LTE Band 66 QPSK 20M Speed_0mm | | | | | | | | | | | |
| Bottom | Fixed | 0 | 1 | 0 | 132072 | 1720 | 15.81 | 17 | 0.563 | 0.740 | |
| Bottom | Fixed | 0 | 1 | 0 | 132322 | 1745 | 15.89 | 17 | 0.572 | 0.739 | |
| Bottom | Fixed | 0 | 1 | 0 | 132572 | 1770 | 15.73 | 17 | 0.595 | **0.797** | 21 |
| Bottom | Fixed | 0 | 50 | 0 | 132072 | 1720 | 15.8 | 17 | 0.556 | 0.733 | |
| Bottom | Fixed | 0 | 50 | 0 | 132322 | 1745 | 15.75 | 17 | 0.566 | 0.755 | |
| Bottom | Fixed | 0 | 50 | 0 | 132572 | 1770 | 15.72 | 17 | 0.586 | 0.787 | |
| Test Mode: LTE Band 66 QPSK 20M Speed_15mm | | | | | | | | | | | |
| Bottom | Fixed | 15 | 1 | 0 | 132072 | 1720 | 23.96 | 25.2 | 0.480 | 0.639 | |
| Bottom | Fixed | 15 | 1 | 0 | 132322 | 1745 | 23.99 | 25.2 | 0.485 | 0.641 | |
| Bottom | Fixed | 15 | 1 | 0 | 132572 | 1770 | 23.76 | 25.2 | 0.462 | 0.644 | |
| Bottom | Fixed | 15 | 50 | 0 | 132322 | 1745 | 22.95 | 24.2 | 0.425 | 0.567 | |

Note: 1. When the reported SAR of the Mid channel for the exposure configuration is ≤ 0.8 W/kg, no further SAR testing is required in other channel.

| LTE Band 71 Body SAR | | | | | | | | | | | |
|---|---|---|---|---|---|---|---|---|---|---|---|
| SAR MEASUREMENT | | | | | | | | | | | |
| Liquid Temperature (°C): 22.1 ±2 | | | | | | | | Relative Humidity (%): 54 | | | |
| Ambient Temperature (°C): 23.3 ±2 | | | | | | | | Depth of Liquid (cm): >15 | | | |
| Test Position | Antenna Position | Dist (mm) | RB | RB offset | Frequency | | Conducted Power (dBm) | | SAR 1g (W/Kg) | | Plot No. |
| | | | | | Channel | MHz | Measurement | Tune-up Limit | Measurement | Tune-up Scaled | |
| Test Mode: LTE Band 71 QPSK 20M Speed_0mm | | | | | | | | | | | |
| Bottom | Fixed | 0 | 1 | 50 | 133222 | 673 | 19.21 | 21 | 0.691 | **1.043** | 22 |
| Bottom | Fixed | 0 | 1 | 50 | 133322 | 683 | 19.49 | 21 | 0.683 | 0.967 | |
| Bottom | Fixed | 0 | 1 | 50 | 133372 | 688 | 19.27 | 21 | 0.672 | 1.001 | |
| Bottom | Fixed | 0 | 50 | 25 | 133222 | 673 | 19.36 | 21 | 0.661 | 0.964 | |
| Bottom | Fixed | 0 | 50 | 25 | 133322 | 683 | 19.42 | 21 | 0.668 | 0.961 | |
| Bottom | Fixed | 0 | 50 | 25 | 133372 | 688 | 19.15 | 21 | 0.662 | 1.014 | |
| Bottom | Fixed | 0 | 100 | 0 | 133222 | 673 | 19.33 | 21 | 0.519 | 0.762 | |
| Bottom | Fixed | 0 | 100 | 0 | 133322 | 683 | 19.48 | 21 | 0.679 | 0.964 | |
| Bottom | Fixed | 0 | 100 | 0 | 133372 | 688 | 19.22 | 21 | 0.669 | 1.008 | |
| Test Mode: LTE Band 71 QPSK 20M Speed_15mm | | | | | | | | | | | |
| Bottom | Fixed | 15 | 1 | 0 | 133222 | 673 | 23.87 | 25.2 | 0.430 | 0.584 | |
| Bottom | Fixed | 15 | 1 | 0 | 133322 | 683 | 23.93 | 25.2 | 0.445 | 0.596 | |
| Bottom | Fixed | 15 | 1 | 0 | 133372 | 688 | 23.87 | 25.2 | 0.433 | 0.588 | |
| Bottom | Fixed | 15 | 50 | 50 | 133322 | 683 | 22.87 | 24.2 | 0.335 | 0.455 | |

Note: 1. When the reported SAR of the Mid channel for the exposure configuration is ≤ 0.8 W/kg, no further SAR testing is required in other channel.

## 10.2 Simultaneous Transmission

| Simultaneous Transmission Configurations | |
|---|---|
| 1 | WLAN 2.4GHz Main + WLAN 2.4GHz Aux |
| 2 | WLAN 5GHz Main + WLAN 5GHz Aux |
| 3 | WWAN + WLAN 2.4GHz Main + WLAN 2.4GHz Aux |
| 4 | WWAN + WLAN 5GHz Main + WLAN 5GHz Aux + BT |

**Worst Case SAR**

| WWAN Band | Bottom_0mm | Bottom_15mm |
|---|---|---|
| WCDMA B2 | 0.930 | 0.822 |
| WCDMA B5 | 1.011 | 0.529 |
| LTE Band 2 | 0.815 | 0.686 |
| LTE Band 4 | 0.766 | 0.739 |
| LTE Band 5 | 0.843 | 0.464 |
| LTE Band 7 | **1.142** | **1.135** |
| LTE Band 12 | 0.869 | 0.525 |
| LTE Band 13 | 0.946 | 0.526 |
| LTE Band 14 | 0.957 | 0.576 |
| LTE Band 17 | 0.932 | 0.574 |
| LTE Band 25 | 0.838 | 0.736 |
| LTE Band 26 | 0.908 | 0.584 |
| LTE Band 30 | 0.922 | 0.998 |
| LTE Band 38 | 0.716 | 0.830 |
| LTE Band 41 | 1.123 | 0.754 |
| LTE Band 41(PC2) | 1.140 | 0.908 |
| LTE Band 66 | 0.797 | 0.644 |
| LTE Band 71 | 1.043 | 0.596 |
| WLAN Band | Bottom_0mm | Bottom_15mm |
| WLAN2.4G Main | 0.013 | -- |
| WLAN2.4G Aux | 0.026 | -- |
| WLAN5G Main | 0.097 | -- |
| WLAN5G Aux | 0.072 | -- |
| BT | 0.015 | -- |

### 10.2.1 Simultaneous transmission of MIMO in 802.11 test exclusion considerations

| Frequency (GHz) | Test Position (Body) | WLAN Main SAR (W/Kg) | WLAN Aux SAR W/Kg) | Simultaneous Transmission (W/Kg) | Antenna pair in mm | Peak location separation ratio |
|---|---|---|---|---|---|---|
| 2.4 | Bottom | 0.013 | 0.026 | 0.039 | N/A | N/A |
| 5 | Bottom | 0.097 | 0.072 | 0.169 | N/A | N/A |

Note: The sum of value is less than 1.6 W/Kg or the ratio is determined by $(SAR1 + SAR2)^{1.5}/Ri$, rounded to two decimal digits, and must be ≤ 0.04 for all antenna pairs in the configuration to qualify for SAR test exclusion.

### 10.2.2 Simultaneous transmission of Wi-Fi and other wireless technologies

**Simultaneous Transmission Summation Scenario**

| Test Position | Worst Case WWAN Band | 1 | 2 | 3 | 4 | 5 | 6 | 1+2+3 | 1+4+5+6 |
|---|---|---|---|---|---|---|---|---|---|
| | | WWAN (W/Kg) | DTS Main (W/Kg) | DTS Aux (W/Kg) | UNII Main (W/Kg) | UNII Aux (W/Kg) | BT (W/Kg) | **Σ 1-g SAR** | **Σ 1-g SAR** |
| Bottom_0mm | LTE Band 7 | 1.142 | 0.013 | 0.026 | 0.097 | 0.072 | 0.015 | 1.181 | **1.326** |
| Bottom_15mm | LTE Band 7 | 1.135 | 0.013 | 0.026 | 0.097 | 0.072 | 0.015 | 1.174 | 1.319 |

Note: The sum of value is less than 1.6 W/Kg, thus simultaneous SAR testing is not need.

# 11. SAR measurement variability

1) Repeated measurement is not required when the original highest measured SAR is < 0.80 W/kg; steps 2) through 4) do not apply.
2) When the original highest measured SAR is ≥ 0.80 W/kg, repeat that measurement once.
3) Perform a second repeated measurement only if the ratio of largest to smallest SAR for the original and first repeated measurements is > 1.20 or when the original or repeated measurement is ≥ 1.45 W/kg (~ 10% from the 1-g SAR limit).
4) Perform a third repeated measurement only if the original, first or second repeated measurement is ≥ 1.5 W/kg and the ratio of largest to smallest SAR for the original, first and second repeated measurements is > 1.20.

| Frequency | | | | SAR 1g (W/kg) | | | | | | |
|---|---|---|---|---|---|---|---|---|---|---|
| Mode | Band | Channel | MHz | Original | First Repeated | | Second Repeated | | Third Repeated | |
| | | | | | Value | Ratio | Value | Ratio | Value | Ratio |
| LTE | B7 | 21350 | 2560 | 0.944 | 0.919 | 1.027 | N/A | N/A | N/A | N/A |
| LTE | B41 | 39750 | 2506 | 0.885 | 0.884 | 1.001 | N/A | N/A | N/A | N/A |

**Appendix**

**Appendix A. SAR System Check Data**

**Appendix B. SAR measurement Data**

**Appendix C. Test Setup Photographs**

**Appendix D. Probe Calibration Data**

**Appendix E. Dipole Calibration Data**

**Appendix F. Product Photos-Please refer to the file: 2210618R-Product Photos**

## Appendix A. SAR System Check Data

Test Laboratory: DEKRA Date: 2022/02/22

**System Performance Check_750MHz-Head**
**DUT: Dipole 750 MHz; Type: D750V3**
Communication System: UID 0, CW; Frequency: 750 MHz;
Communication System PAR: 0 dB
Medium parameters used: f = 750 MHz; $\sigma$ = 0.88 S/m; $\varepsilon_r$ = 42.33; $\rho$ = 1000 kg/m$^3$
Phantom section: Flat Section
Ambient Temperature (°C) : 23.2, Liquid Temperature (°C) : 22.1
Measurement Standard: DASY5 (IEEE/IEC/ANSI C63.19-2011)
DASY5 Configuration:

- Probe: EX3DV4 - SN3698; ConvF(9.1, 9.1, 9.1); Calibrated: 2021/11/24;
- Sensor-Surface: 1.4mm (Mechanical Surface Detection)
- Electronics: DAE4 Sn1207; Calibrated: 2021/11/22
- Phantom: SAM with left table; Type: SAM;
- Measurement SW: DASY52, Version 52.10 (0); SEMCAD X Version 14.6.10 (7417)

**Configuration/750MHz Head/Area Scan (8x13x1):** Measurement grid: dx=15mm, dy=15mm
Maximum value of SAR (measured) = 2.56 W/kg

**Configuration/750MHz Head/Zoom Scan (5x5x7)/Cube 0:** Measurement grid: dx=8mm, dy=8mm, dz=5mm
Reference Value = 59.24 V/m; Power Drift = 0.05dB
Peak SAR (extrapolated) = 3.25 W/kg
**SAR(1 g) = 2.07W/kg; SAR(10 g) = 1.34W/kg**
Maximum value of SAR (measured) = 2.96 W/kg

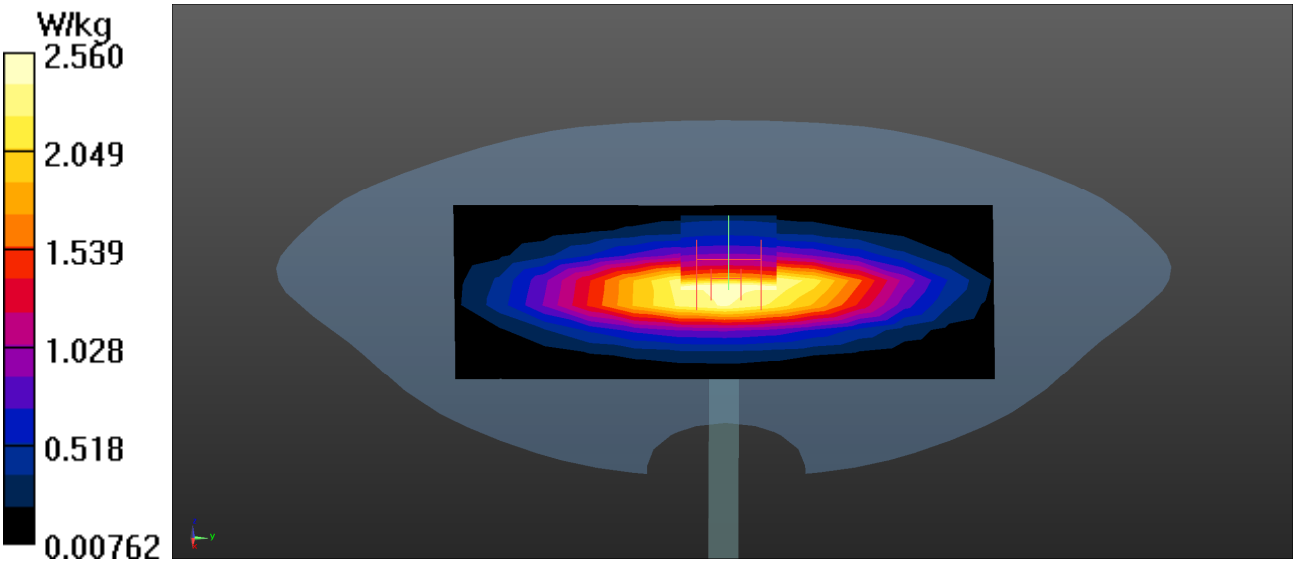

Test Laboratory: DEKRA Date: 2022/03/07

**System Performance Check_750MHz-Head**
**DUT: Dipole 750 MHz; Type: D750V3**
Communication System: UID 0, CW; Frequency: 750 MHz;
Communication System PAR: 0 dB
Medium parameters used: f = 750 MHz; $\sigma$ = 0.89 S/m; $\varepsilon_r$ = 42.28; $\rho$ = 1000 kg/m$^3$
Phantom section: Flat Section
Ambient Temperature (°C) : 23.2, Liquid Temperature (°C) : 22.1
Measurement Standard: DASY5 (IEEE/IEC/ANSI C63.19-2011)
DASY5 Configuration:

- Probe: EX3DV4 - SN3698; ConvF(9.1, 9.1, 9.1); Calibrated: 2021/11/24;
- Sensor-Surface: 1.4mm (Mechanical Surface Detection)
- Electronics: DAE4 Sn1207; Calibrated: 2021/11/22
- Phantom: SAM with left table; Type: SAM;
- Measurement SW: DASY52, Version 52.10 (0); SEMCAD X Version 14.6.10 (7417)

**Configuration/750MHz Head/Area Scan (8x13x1):** Measurement grid: dx=15mm, dy=15mm
Maximum value of SAR (measured) = 2.62 W/kg

**Configuration/750MHz Head/Zoom Scan (5x5x7) (5x5x7)/Cube 0:** Measurement grid: dx=8mm, dy=8mm, dz=5mm
Reference Value = 59.91 V/m; Power Drift = 0.01 dB
Peak SAR (extrapolated) = 3.54 W/kg
**SAR(1 g) = 2.1 W/kg; SAR(10 g) = 1.36 W/kg**
Maximum value of SAR (measured) = 2.96 W/kg

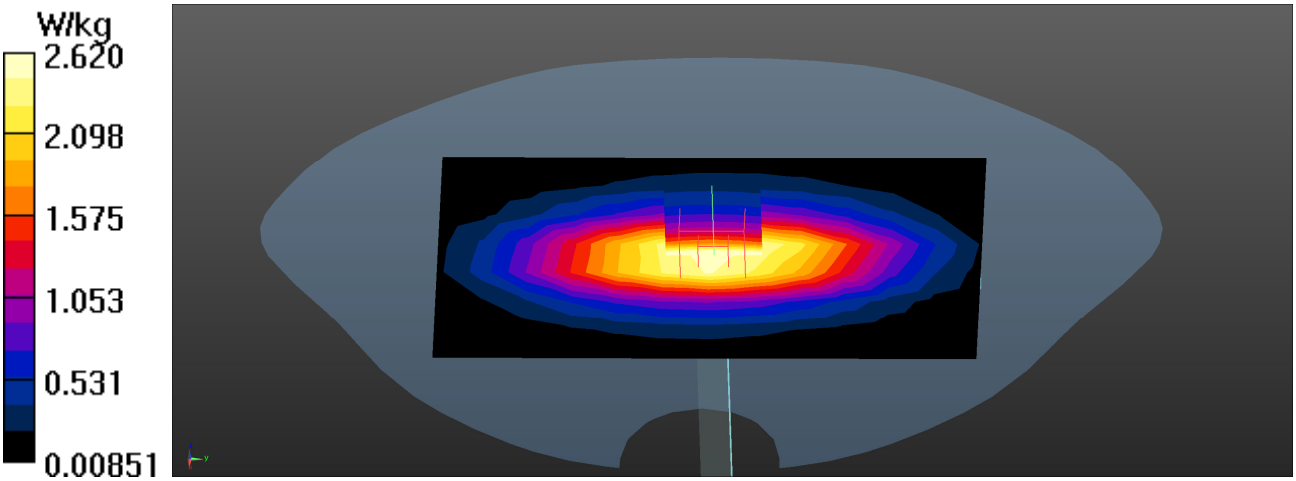

Test Laboratory: DEKRA Date: 2022/03/08

**System Performance Check_750MHz-Head**
**DUT: Dipole 750 MHz; Type: D750V3**
Communication System: UID 0, CW; Frequency: 750 MHz;
Communication System PAR: 0 dB
Medium parameters used: f = 750 MHz; $\sigma$ = 0.88 S/m; $\varepsilon_r$ = 41.97; $\rho$ = 1000 kg/m$^3$
Phantom section: Flat Section
Ambient Temperature (°C) : 23.3, Liquid Temperature (°C) : 22.1
Measurement Standard: DASY5 (IEEE/IEC/ANSI C63.19-2011)
DASY5 Configuration:

- Probe: EX3DV4 - SN3698; ConvF(9.1, 9.1, 9.1); Calibrated: 2021/11/24;
- Sensor-Surface: 1.4mm (Mechanical Surface Detection)
- Electronics: DAE4 Sn1207; Calibrated: 2021/11/22
- Phantom: SAM with left table; Type: SAM;
- Measurement SW: DASY52, Version 52.10 (0); SEMCAD X Version 14.6.10 (7417)

**Configuration/750MHz Head/Area Scan (8x13x1):** Measurement grid: dx=15mm, dy=15mm
Maximum value of SAR (measured) = 2.19 W/kg

**Configuration/750MHz Head/Zoom Scan (5x5x7)/Cube 0:** Measurement grid: dx=8mm, dy=8mm, dz=5mm
Reference Value = 57.46 V/m; Power Drift = -0.05 dB
Peak SAR (extrapolated) = 3.23 W/kg
**SAR(1 g) = 2.11 W/kg; SAR(10 g) = 1.42 W/kg**
Maximum value of SAR (measured) = 2.54 W/kg

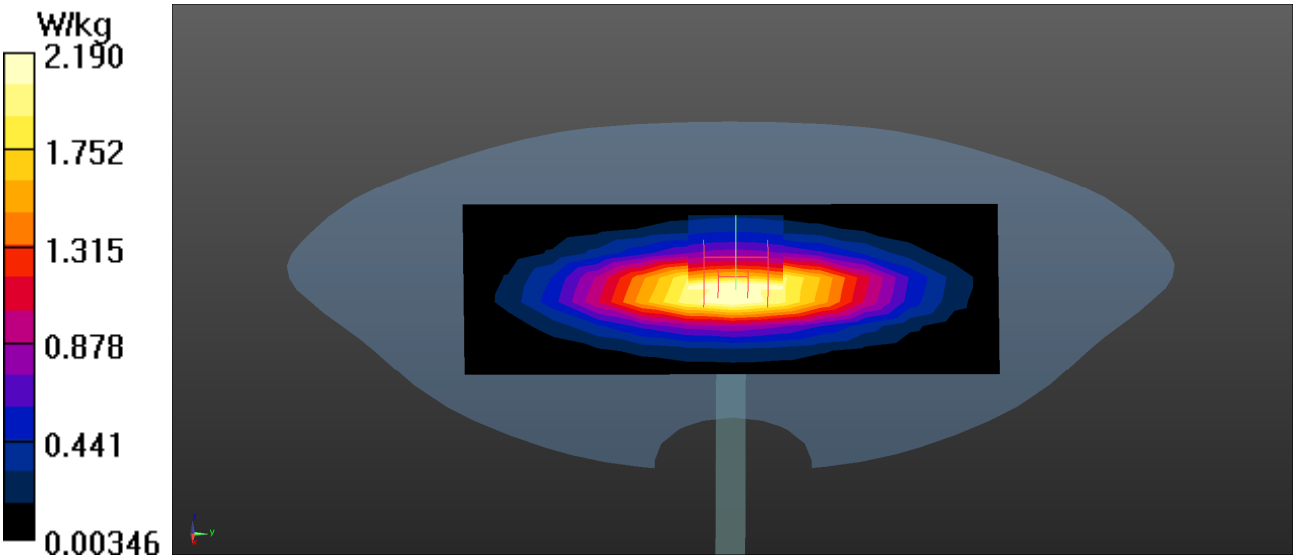

Test Laboratory: DEKRA Date: 2022/02/23

**System Performance Check_1750MHz-Head**
**DUT: Dipole 1750 MHz; Type: D1750V2**
Communication System: UID 0, CW; Frequency: 1750 MHz;
Communication System PAR: 0 dB
Medium parameters used: f = 1750 MHz; $\sigma$ = 1.35 S/m; $\varepsilon_r$ = 40.46; $\rho$ = 1000 kg/m$^3$
Phantom section: Flat Section
Ambient Temperature (°C) : 23.1, Liquid Temperature (°C) : 22.4
Measurement Standard: DASY5 (IEEE/IEC/ANSI C63.19-2011)
DASY5 Configuration:

- Probe: EX3DV4 - SN3698; ConvF(7.96, 7.96, 7.96); Calibrated: 2021/11/24;
- Sensor-Surface: 1.4mm (Mechanical Surface Detection)
- Electronics: DAE4 Sn1207; Calibrated: 2021/11/22
- Phantom: SAM with left table; Type: SAM;
- Measurement SW: DASY52, Version 52.10 (0); SEMCAD X Version 14.6.10 (7417)

**Configuration/1750MHz Head/Area Scan (8x8x1):** Measurement grid: dx=15mm, dy=15mm
Maximum value of SAR (measured) = 12.5 W/kg

**Configuration/1750MHz Head/Zoom Scan (5x5x7)/Cube 0:** Measurement grid: dx=8mm, dy=8mm, dz=5mm
Reference Value = 103.7 V/m; Power Drift = 0.01 dB
Peak SAR (extrapolated) = 17.4 W/kg
**SAR(1 g) = 9.79 W/kg; SAR(10 g) = 5.15 W/kg**
Maximum value of SAR (measured) = 15.1 W/kg

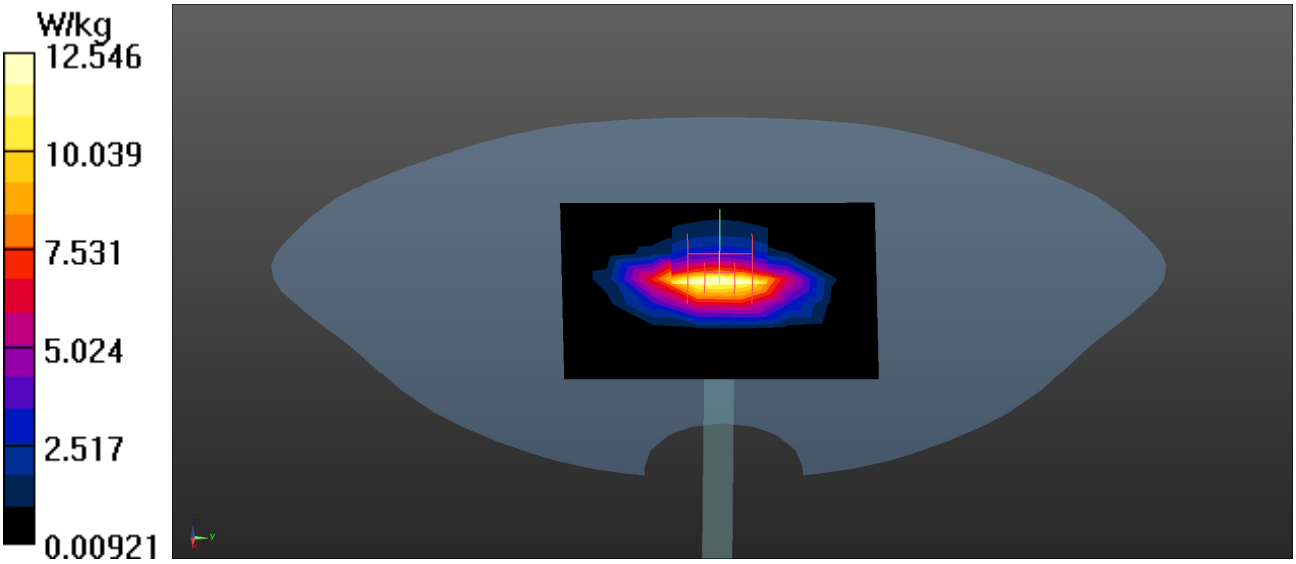

Test Laboratory: DEKRA Date: 2022/02/23

**System Performance Check_1950MHz-Head**
**DUT: Dipole 1950 MHz; Type: D1950V3**
Communication System: UID 0, CW ; Frequency: 1950 MHz;
Communication System PAR: 0 dB
Medium parameters used: f = 1950 MHz; $\sigma$ = 1.41 S/m; $\varepsilon_r$ = 39.48; $\rho$ = 1000 kg/m$^3$
Phantom section: Flat Section
Ambient Temperature (°C) : 23.1, Liquid Temperature (°C) : 22.4
Measurement Standard: DASY5 (IEEE/IEC/ANSI C63.19-2011)
DASY5 Configuration:

- Probe: EX3DV4 - SN3698; ConvF(7.6, 7.6, 7.6); Calibrated: 2021/11/24;
- Sensor-Surface: 1.4mm (Mechanical Surface Detection)
- Electronics: DAE4 Sn1207; Calibrated: 2021/11/22
- Phantom: SAM with left table; Type: SAM;
- Measurement SW: DASY52, Version 52.10 (0); SEMCAD X Version 14.6.10 (7417)

**Configuration/1950MHz Head/Area Scan (8x8x1):** Measurement grid: dx=15mm, dy=15mm
Maximum value of SAR (measured) = 10.6 W/kg

**Configuration/1950MHz Head/Zoom Scan (5x5x7)/Cube 0:** Measurement grid: dx=8mm, dy=8mm, dz=5mm
Reference Value = 111.3 V/m; Power Drift = 0.08 dB
Peak SAR (extrapolated) = 18.0 W/kg
**SAR(1 g) = 10.4 W/kg; SAR(10 g) = 5.24 W/kg**
Maximum value of SAR (measured) = 16.5 W/kg

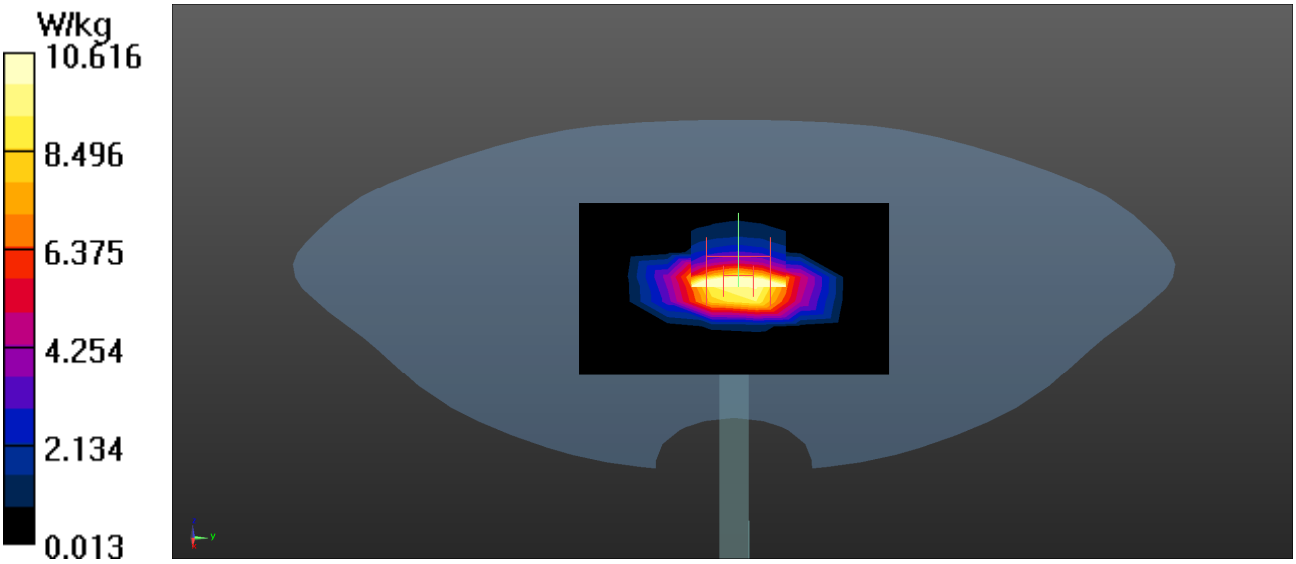

Test Laboratory: DEKRA Date: 2022/03/09

**System Performance Check_1950MHz-Head**
**DUT: Dipole 1950 MHz; Type: D1950V3**
Communication System: UID 0, CW (0); Frequency: 1950 MHz;
Communication System PAR: 0 dB
Medium parameters used: f = 1950 MHz; $\sigma$ = 1.39 S/m; $\varepsilon_r$ = 39.56; $\rho$ = 1000 kg/m$^3$
Phantom section: Flat Section
Ambient Temperature (°C) : 23.1, Liquid Temperature (°C) : 22.3
Measurement Standard: DASY5 (IEEE/IEC/ANSI C63.19-2011)
DASY5 Configuration:

- Probe: EX3DV4 - SN3698; ConvF(7.6, 7.6, 7.6); Calibrated: 2021/11/24;
- Sensor-Surface: 1.4mm (Mechanical Surface Detection)
- Electronics: DAE4 Sn1207; Calibrated: 2021/11/22
- Phantom: SAM with left table; Type: SAM;
- Measurement SW: DASY52, Version 52.10 (0); SEMCAD X Version 14.6.10 (7417)

**Configuration/1950MHz Head/Area Scan (8x8x1):** Measurement grid: dx=15mm, dy=15mm
Maximum value of SAR (measured) = 12.4 W/kg

**Configuration/1950MHz Head/Zoom Scan (5x5x7)/Cube 0:** Measurement grid: dx=8mm, dy=8mm, dz=5mm
Reference Value = 113.3 V/m; Power Drift = 0.06 dB
Peak SAR (extrapolated) = 19.1 W/kg
**SAR(1 g) = 10.1 W/kg; SAR(10 g) = 5.24 W/kg**
Maximum value of SAR (measured) = 17.1 W/kg

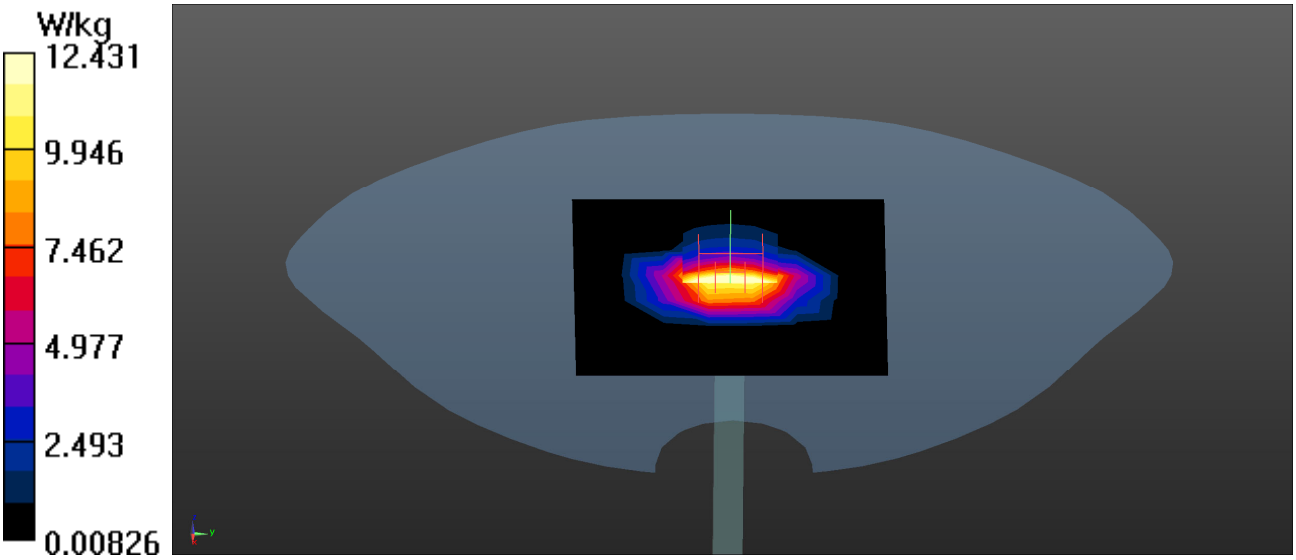

Test Laboratory: DEKRA Date: 2022/03/09

**System Performance Check_2300MHz-Head**
**DUT: Dipole 2300 MHz; Type: D2300V2**
Communication System: UID 0, CW; Frequency: 2300 MHz;
Communication System PAR: 0 dB
Medium parameters used: f = 2300 MHz; $\sigma$ = 1.66 S/m; $\varepsilon_r$ = 39.45; $\rho$ = 1000 kg/m$^3$
Phantom section: Flat Section
Ambient Temperature (°C) : 23.1, Liquid Temperature (°C) : 22.3
Measurement Standard: DASY5 (IEEE/IEC/ANSI C63.19-2011)
DASY5 Configuration:

- Probe: EX3DV4 - SN3698; ConvF(7.39, 7.39, 7.39); Calibrated: 2021/11/24;
- Sensor-Surface: 1.4mm (Mechanical Surface Detection)
- Electronics: DAE4 Sn1207; Calibrated: 2021/11/22
- Phantom: SAM with left table; Type: SAM;
- Measurement SW: DASY52, Version 52.10 (0); SEMCAD X Version 14.6.10 (7417)

**Configuration/2300MHz_Head/Area Scan (8x9x1):** Measurement grid: dx=12mm, dy=12mm
Maximum value of SAR (measured) = 19.2 W/kg

**Configuration/2300MHz_Head/Zoom Scan (7x7x7)/Cube 0:** Measurement grid: dx=5mm, dy=5mm, dz=5mm
Reference Value = 114.0 V/m; Power Drift = 0.09 dB
Peak SAR (extrapolated) = 24.5 W/kg
**SAR(1 g) = 12.1 W/kg; SAR(10 g) = 5.88 W/kg**
Maximum value of SAR (measured) = 20.0 W/kg

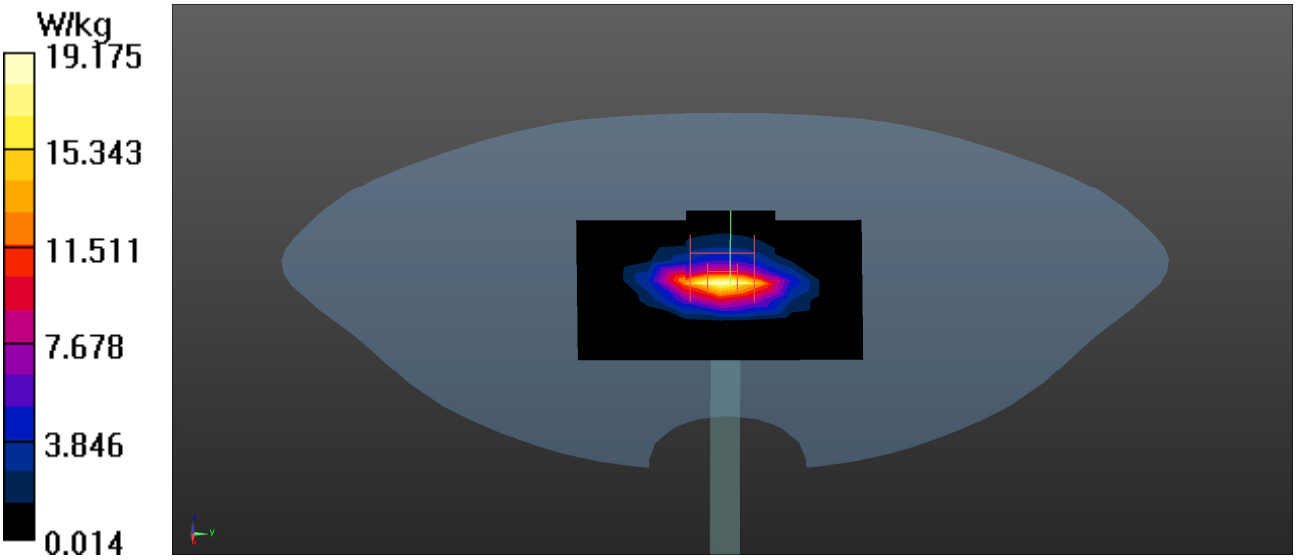

Test Laboratory: DEKRA Date: 2022/02/16

**System Performance Check_2450MHz-Head**
**DUT: Dipole 2450 MHz; Type: D2450V2**
Communication System: UID 10000, CW; Frequency: 2450 MHz;
Communication System PAR: 0 dB
Medium parameters used: f = 2450 MHz; $\sigma$ = 1.85 S/m; $\varepsilon_r$ = 39.67; $\rho$ = 1000 kg/m$^3$
Phantom section: Flat Section
Ambient Temperature (°C) : 22.4, Liquid Temperature (°C) : 21.7
Measurement Standard: DASY5 (IEEE/IEC/ANSI C63.19-2011)
DASY5 Configuration:

- Probe: EX3DV4 - SN3698; ConvF(7.19, 7.19, 7.19); Calibrated: 2021/11/24;
- Sensor-Surface: 1.4mm (Mechanical Surface Detection)
- Electronics: DAE4 Sn1207; Calibrated: 2021/11/22
- Phantom: SAM with left table; Type: SAM
- Measurement SW: DASY52, Version 52.10 (0); SEMCAD X Version 14.6.10 (7417)

**Configuration/2450MHz_Head/Area Scan (8x9x1):** Measurement grid: dx=12mm, dy=12mm
Maximum value of SAR (measured) = 18.8 W/kg

**Configuration/2450MHz_Head/Zoom Scan (7x7x7)/Cube 0:** Measurement grid: dx=5mm, dy=5mm, dz=5mm
Reference Value = 117.8 V/m; Power Drift = 0.03 dB
Peak SAR (extrapolated) = 29.3 W/kg
**SAR(1 g) = 13.6 W/kg; SAR(10 g) = 6.24 W/kg**
Maximum value of SAR (measured) = 23.2 W/kg

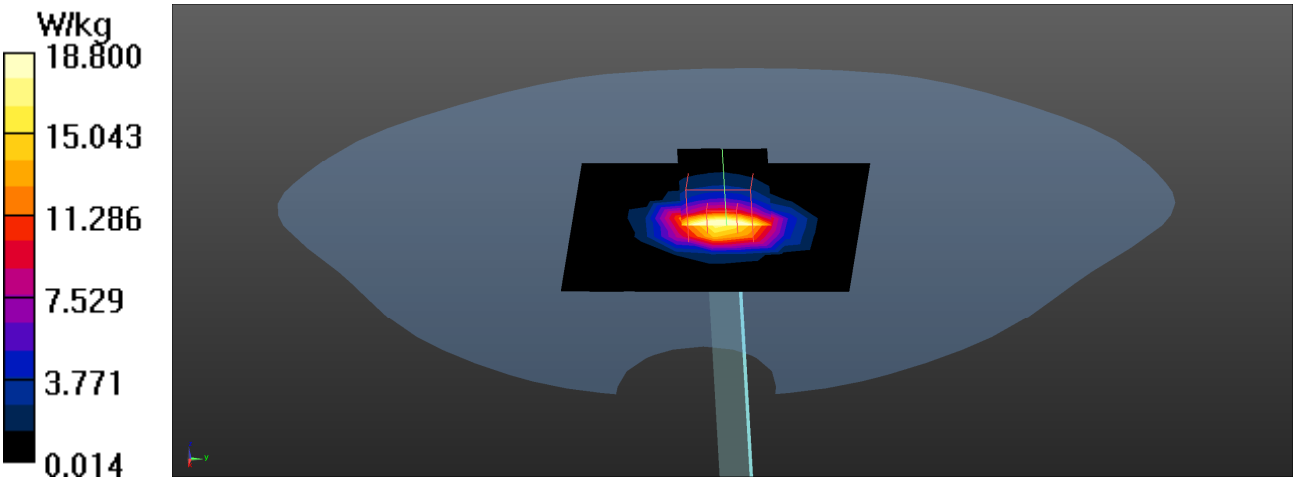

Test Laboratory: DEKRA Date: 2022/03/11

**System Performance Check_2450MHz-Head**
**DUT: Dipole 2450 MHz; Type: D2450V2**
Communication System: UID 10000, CW; Frequency: 2450 MHz;
Communication System PAR: 0 dB
Medium parameters used: f = 2450 MHz; $\sigma$ = 1.81 S/m; $\varepsilon_r$ = 38.52; $\rho$ = 1000 kg/m$^3$
Phantom section: Flat Section
Ambient Temperature (°C) : 22.3, Liquid Temperature (°C) : 21.9
Measurement Standard: DASY5 (IEEE/IEC/ANSI C63.19-2011)
DASY5 Configuration:

- Probe: EX3DV4 - SN3698; ConvF(7.19, 7.19, 7.19); Calibrated: 2021/11/24;
- Sensor-Surface: 1.4mm (Mechanical Surface Detection)
- Electronics: DAE4 Sn1207; Calibrated: 2021/11/22
- Phantom: SAM with left table; Type: SAM;
- Measurement SW: DASY52, Version 52.10 (0); SEMCAD X Version 14.6.10 (7417)

**Configuration/2450MHz_Head/Area Scan (8x9x1):** Measurement grid: dx=12mm, dy=12mm
Maximum value of SAR (measured) = 19.3 W/kg

**Configuration/2450MHz_Head/Zoom Scan (7x7x7)/Cube 0:** Measurement grid: dx=5mm, dy=5mm, dz=5mm
Reference Value = 118.5 V/m; Power Drift = 0.03 dB
Peak SAR (extrapolated) = 30.0 W/kg
**SAR(1 g) = 13.9 W/kg; SAR(10 g) = 6.38 W/kg**
Maximum value of SAR (measured) = 23.7 W/kg

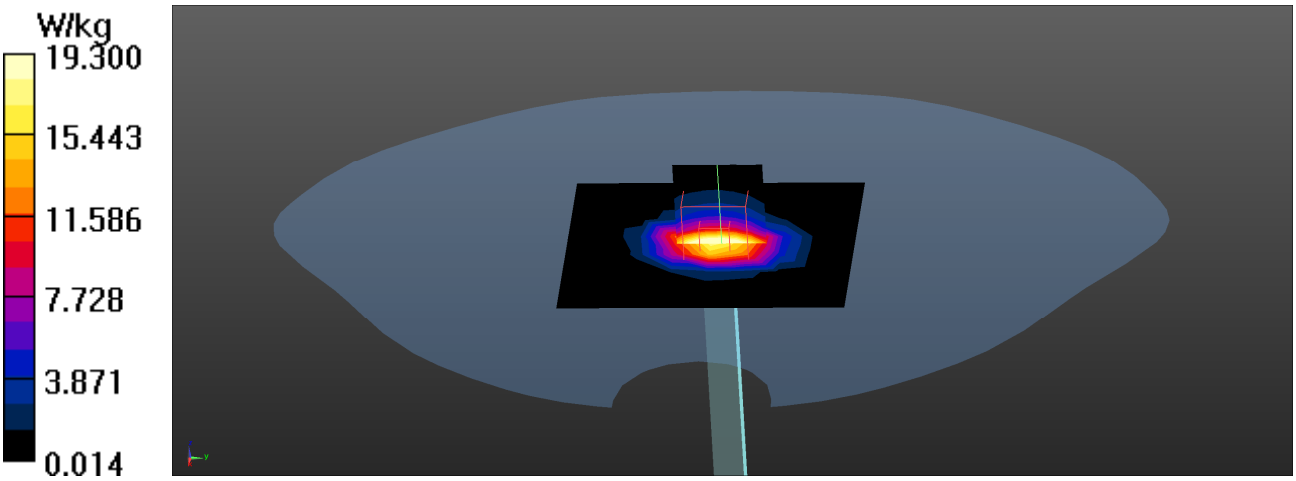

Test Laboratory: DEKRA Date: 2022/03/09

**System Performance Check_2600MHz-Head**
**DUT: Dipole_2600MHz; Type: ALS-D-2600-S-2**
Communication System: UID 0, CW; Frequency: 2600 MHz;
Communication System PAR: 0 dB
Medium parameters used: f = 2600 MHz; $\sigma$ = 1.94 S/m; $\varepsilon_r$ = 38.99; $\rho$ = 1000 kg/m$^3$
Phantom section: Flat Section
Ambient Temperature (°C) : 23.1, Liquid Temperature (°C) : 22.3
Measurement Standard: DASY5 (IEEE/IEC/ANSI C63.19-2011)
DASY5 Configuration:

- Probe: EX3DV4 - SN3698; ConvF(6.97, 6.97, 6.97); Calibrated: 2021/11/24;
- Sensor-Surface: 1.4mm (Mechanical Surface Detection)
- Electronics: DAE4 Sn1207; Calibrated: 2021/11/22
- Phantom: SAM with left table; Type: SAM;
- Measurement SW: DASY52, Version 52.10 (0); SEMCAD X Version 14.6.10 (7417)

**Configuration/2600MHz Body/Area Scan (9x9x1):** Measurement grid: dx=12mm, dy=12mm
Maximum value of SAR (measured) = 15.6 W/kg

**Configuration/2600MHz Body/Zoom Scan (7x7x7)/Cube 0:** Measurement grid: dx=5mm, dy=5mm, dz=5mm
Reference Value = 119.4 V/m; Power Drift = -0.03 dB
Peak SAR (extrapolated) = 31.9 W/kg
**SAR(1 g) = 14.6 W/kg; SAR(10 g) = 6.49 W/kg**
Maximum value of SAR (measured) = 25.6 W/kg

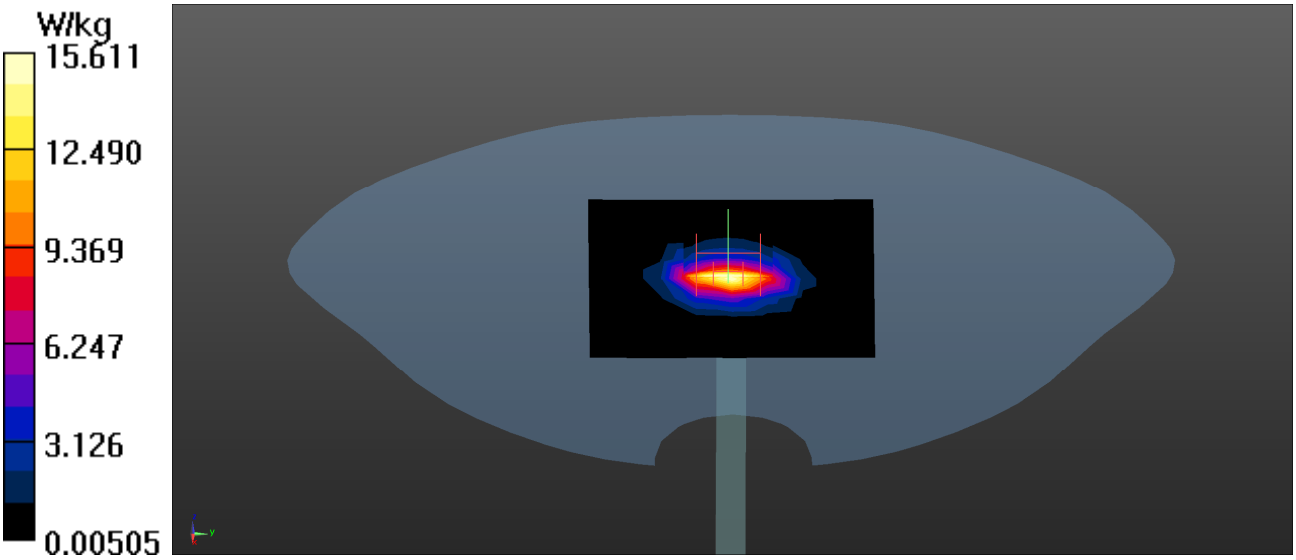

Test Laboratory: DEKRA Date: 2022/02/17

**System Performance Check_5250MHz-Head**
**DUT: Dipole 5GHz; Type: D5GHzV2**
Communication System: UID 0, CW; Frequency: 5250 MHz;
Communication System PAR: 0 dB
Medium parameters used: f = 5250 MHz; σ = 4.64 S/m; $\varepsilon_r$ = 35.45; ρ = 1000 kg/m$^3$
Phantom section: Flat Section
Ambient Temperature (°C) : 22.8, Liquid Temperature (°C) : 21.2
Measurement Standard: DASY5 (IEEE/IEC/ANSI C63.19-2011)
DASY5 Configuration:

- Probe: EX3DV4 - SN3698; ConvF(4.7, 4.7, 4.7); Calibrated: 2021/11/24;
- Sensor-Surface: 1.4mm (Mechanical Surface Detection)
- Electronics: DAE4 Sn1207; Calibrated: 2021/11/22
- Phantom: SAM with left table; Type: SAM;
- Measurement SW: DASY52, Version 52.10 (0); SEMCAD X Version 14.6.10 (7417)

**Configuration/5250MHz-Head/Area Scan (8x8x1):** Measurement grid: dx=10mm, dy=10mm
Maximum value of SAR (measured) = 17.4 W/kg

**Configuration/5250MHz-Head/Zoom Scan (7x7x7)/Cube 0:** Measurement grid: dx=4mm, dy=4mm, dz=1.4mm
Reference Value = 78.94 V/m; Power Drift = 0.14 dB
Peak SAR (extrapolated) = 30.8 W/kg
**SAR(1 g) = 8.48 W/kg; SAR(10 g) = 2.36 W/kg**
Maximum value of SAR (measured) = 25.3 W/kg

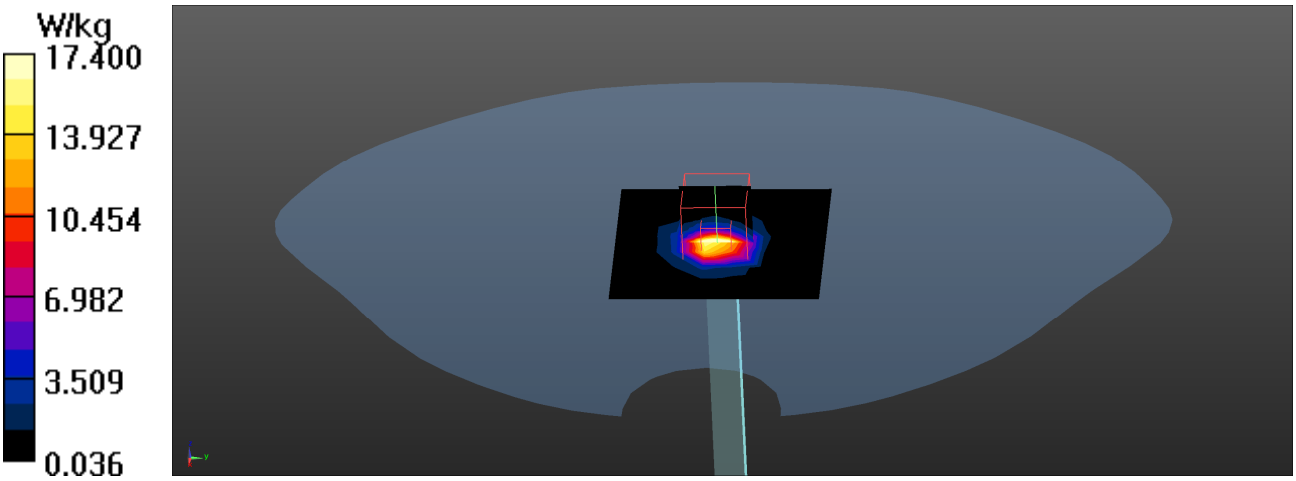

Test Laboratory: DEKRA Date: 2022/03/11

**System Performance Check_5250MHz-Head**
**DUT: Dipole 5GHz; Type: D5GHzV2**
Communication System: UID 0, CW; Frequency: 5250 MHz;
Communication System PAR: 0 dB
Medium parameters used: f = 5250 MHz; $\sigma$ = 4.78 S/m; $\varepsilon_r$ = 36.53; $\rho$ = 1000 kg/m$^3$
Phantom section: Flat Section
Ambient Temperature (°C) : 22.9, Liquid Temperature (°C) : 21.9
Measurement Standard: DASY5 (IEEE/IEC/ANSI C63.19-2011)
DASY5 Configuration:

- Probe: EX3DV4 - SN3698; ConvF(4.7, 4.7, 4.7); Calibrated: 2021/11/24;
- Sensor-Surface: 1.4mm (Mechanical Surface Detection)
- Electronics: DAE4 Sn1207; Calibrated: 2021/11/22
- Phantom: SAM with left table; Type: SAM;
- Measurement SW: DASY52, Version 52.10 (0); SEMCAD X Version 14.6.10 (7417)

**Configuration/5250MHz-Head/Area Scan (8x8x1):** Measurement grid: dx=10mm, dy=10mm
Maximum value of SAR (measured) = 16.2 W/kg

**Configuration/5250MHz-Head/Zoom Scan (7x7x7)/Cube 0:** Measurement grid: dx=4mm, dy=4mm, dz=1.4mm
Reference Value = 79.16 V/m; Power Drift = 0.11 dB
Peak SAR (extrapolated) = 31.22 W/kg
**SAR(1 g) = 8.81 W/kg; SAR(10 g) = 2.46 W/kg**
Maximum value of SAR (measured) = 25.3 W/kg

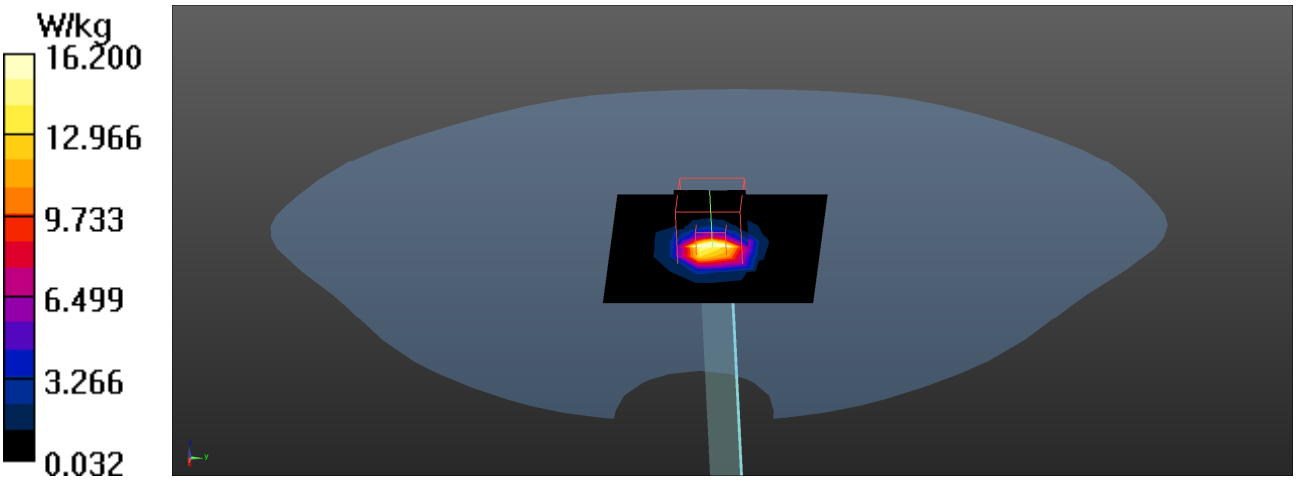

Test Laboratory: DEKRA Date: 2022/02/17

**System Performance Check_5600MHz-Head**
**DUT: Dipole 5GHz; Type: D5GHzV2**
Communication System: UID 0, CW; Frequency: 5600 MHz;
Communication System PAR: 0 dB
Medium parameters used: f = 5600 MHz; $\sigma$ = 5.12 S/m; $\varepsilon_r$ = 34.48; $\rho$ = 1000 kg/m$^3$
Phantom section: Flat Section
Ambient Temperature (°C) : 22.8, Liquid Temperature (°C) : 21.2
Measurement Standard: DASY5 (IEEE/IEC/ANSI C63.19-2011)
DASY5 Configuration:

- Probe: EX3DV4 - SN3698; ConvF(4.35, 4.35, 4.35); Calibrated: 2021/11/24;
- Sensor-Surface: 1.4mm (Mechanical Surface Detection)
- Electronics: DAE4 Sn1207; Calibrated: 2021/11/22
- Phantom: SAM with left table; Type: SAM;
- Measurement SW: DASY52, Version 52.10 (0); SEMCAD X Version 14.6.10 (7417)

**Configuration/5600MHz-Head/Area Scan (8x8x1):** Measurement grid: dx=10mm, dy=10mm
Maximum value of SAR (measured) = 20.2 W/kg

**Configuration/5600MHz-Head/Zoom Scan (7x7x7)/Cube 0:** Measurement grid: dx=4mm, dy=4mm, dz=1.4mm
Reference Value = 81.69 V/m; Power Drift = -0.16 dB
Peak SAR (extrapolated) = 36.7 W/kg
**SAR(1 g) = 8.42 W/kg; SAR(10 g) = 2.48 W/kg**
Maximum value of SAR (measured) = 27.1 W/kg

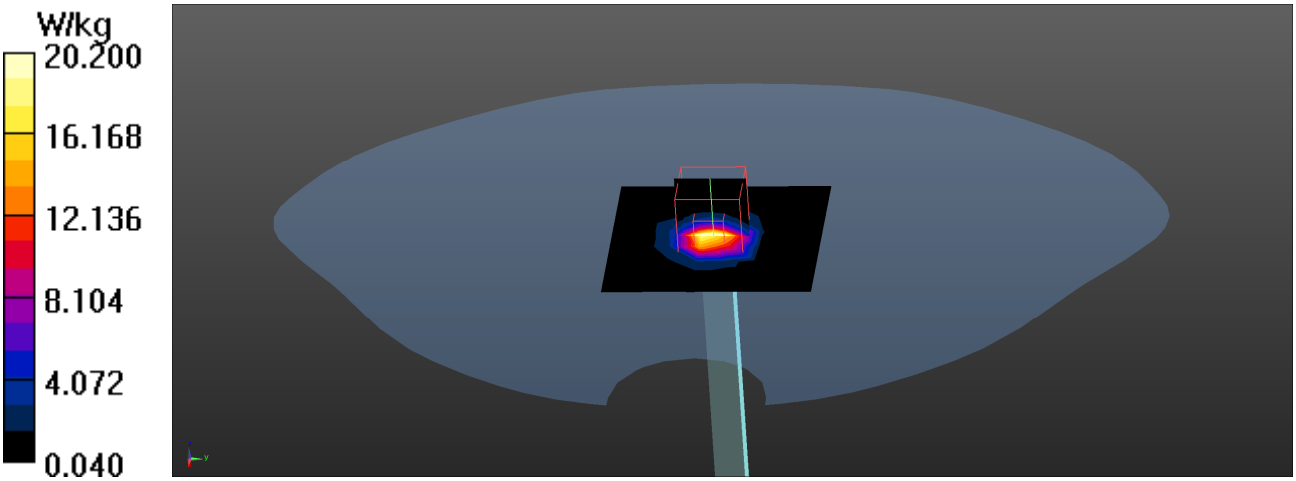

Test Laboratory: DEKRA Date: 2022/03/11

**System Performance Check_5600MHz-Head**
**DUT: Dipole 5GHz; Type: D5GHzV2**
Communication System: UID 0, CW; Frequency: 5600 MHz;
Communication System PAR: 0 dB
Medium parameters used: f = 5600 MHz; $\sigma$ = 5.26 S/m; $\varepsilon_r$ = 35.56; $\rho$ = 1000 kg/m$^3$
Phantom section: Flat Section
Ambient Temperature (°C) : 22.9, Liquid Temperature (°C) : 21.9
Measurement Standard: DASY5 (IEEE/IEC/ANSI C63.19-2011)
DASY5 Configuration:

- Probe: EX3DV4 - SN3698; ConvF(4.35, 4.35, 4.35); Calibrated: 2021/11/24;
- Sensor-Surface: 1.4mm (Mechanical Surface Detection)
- Electronics: DAE4 Sn1207; Calibrated: 2021/11/22
- Phantom: SAM with left table; Type: SAM;
- Measurement SW: DASY52, Version 52.10 (0); SEMCAD X Version 14.6.10 (7417)

**Configuration/5600MHz-Head/Area Scan (8x8x1):** Measurement grid: dx=10mm, dy=10mm
Maximum value of SAR (measured) = 18.7 W/kg

**Configuration/5600MHz-Head/Zoom Scan (7x7x7)/Cube 0:** Measurement grid: dx=4mm, dy=4mm, dz=1.4mm
Reference Value = 80.44 V/m; Power Drift = 0.17 dB
Peak SAR (extrapolated) = 36.1 W/kg
**SAR(1 g) = 9.28 W/kg; SAR(10 g) = 2.47 W/kg**
Maximum value of SAR (measured) = 28.2 W/kg

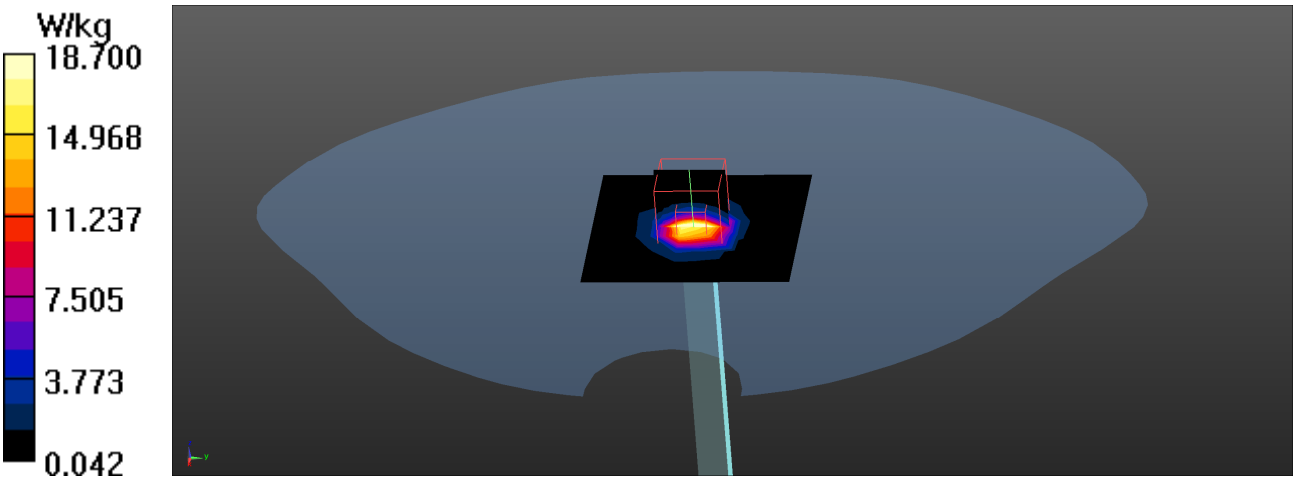

Test Laboratory: DEKRA Date: 2022/02/17

**System Performance Check_5800MHz-Head**
**DUT: Dipole 5GHz; Type: D5GHzV2**
Communication System: UID 0, CW; Frequency: 5800 MHz;
Communication System PAR: 0 dB
Medium parameters used: f = 5800 MHz; $\sigma$ = 5.38 S/m; $\varepsilon_r$ = 33.93; $\rho$ = 1000 kg/m$^3$
Phantom section: Flat Section
Ambient Temperature (°C) : 22.8, Liquid Temperature (°C) : 21.2
Measurement Standard: DASY5 (IEEE/IEC/ANSI C63.19-2011)
DASY5 Configuration:

- Probe: EX3DV4 - SN3698; ConvF(4.58, 4.58, 4.58); Calibrated: 2021/11/24;
- Sensor-Surface: 1.4mm (Mechanical Surface Detection)
- Electronics: DAE4 Sn1207; Calibrated: 2021/11/22
- Phantom: SAM with left table; Type: SAM;
- Measurement SW: DASY52, Version 52.10 (0); SEMCAD X Version 14.6.10 (7417)

**Configuration/5800MHz-Head/Area Scan (8x8x1):** Measurement grid: dx=10mm, dy=10mm
Maximum value of SAR (measured) = 15.9 W/kg

**Configuration/5800MHz-Head/Zoom Scan (7x7x7)/Cube 0:** Measurement grid: dx=4mm, dy=4mm, dz=1.4mm
Reference Value = 74.17 V/m; Power Drift = 0.18 dB
Peak SAR (extrapolated) = 36.3 W/kg
**SAR(1 g) = 8.53 W/kg; SAR(10 g) = 2.47 W/kg**
Maximum value of SAR (measured) = 25.0 W/kg

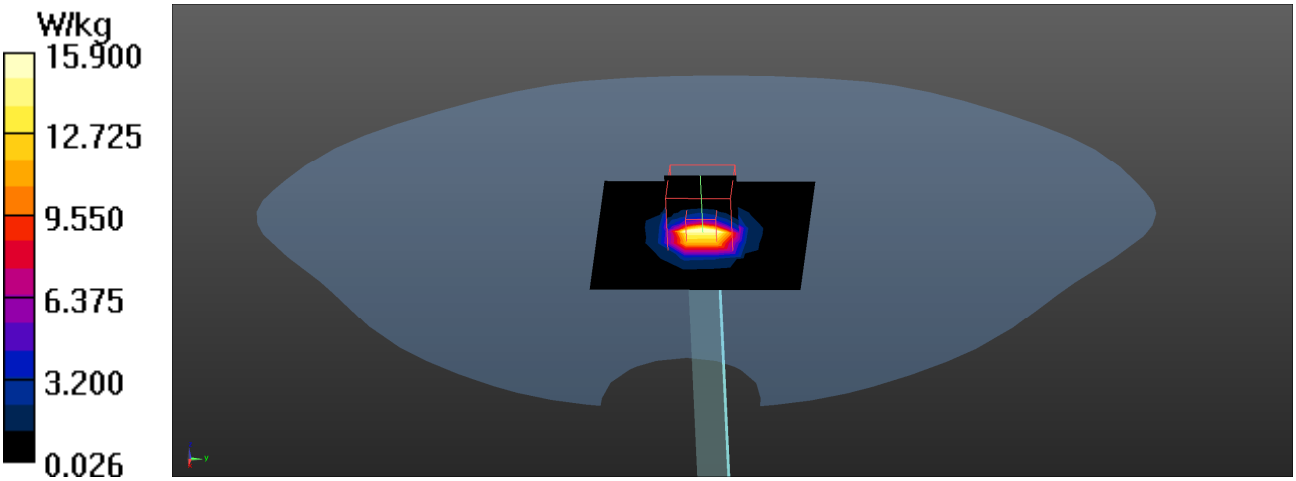

Test Laboratory: DEKRA Date: 2022/03/11

**System Performance Check_5800MHz-Head**
**DUT: Dipole 5GHz; Type: D5GHzV2**
Communication System: UID 0, CW; Frequency: 5800 MHz;
Communication System PAR: 0 dB
Medium parameters used: f = 5800 MHz; $\sigma$ = 5.51 S/m; $\varepsilon_r$ = 35.01; $\rho$ = 1000 kg/m$^3$
Phantom section: Flat Section
Ambient Temperature (°C) : 22.9, Liquid Temperature (°C) : 21.9
Measurement Standard: DASY5 (IEEE/IEC/ANSI C63.19-2011)
DASY5 Configuration:

- Probe: EX3DV4 - SN3698; ConvF(4.58, 4.58, 4.58); Calibrated: 2021/11/24;
- Sensor-Surface: 1.4mm (Mechanical Surface Detection)
- Electronics: DAE4 Sn1207; Calibrated: 2021/11/22
- Phantom: SAM with left table; Type: SAM;
- Measurement SW: DASY52, Version 52.10 (0); SEMCAD X Version 14.6.10 (7417)

**Configuration/5800MHz-Head/Area Scan (8x8x1):** Measurement grid: dx=10mm, dy=10mm
Maximum value of SAR (measured) = 17.0 W/kg

**Configuration/5800MHz-Head/Zoom Scan (7x7x7)/Cube 0:** Measurement grid: dx=4mm, dy=4mm, dz=1.4mm
Reference Value = 75.06 V/m; Power Drift = 0.11 dB
Peak SAR (extrapolated) = 36.3 W/kg
**SAR(1 g) = 8.72 W/kg; SAR(10 g) = 2.36 W/kg**
Maximum value of SAR (measured) = 25.7 W/kg

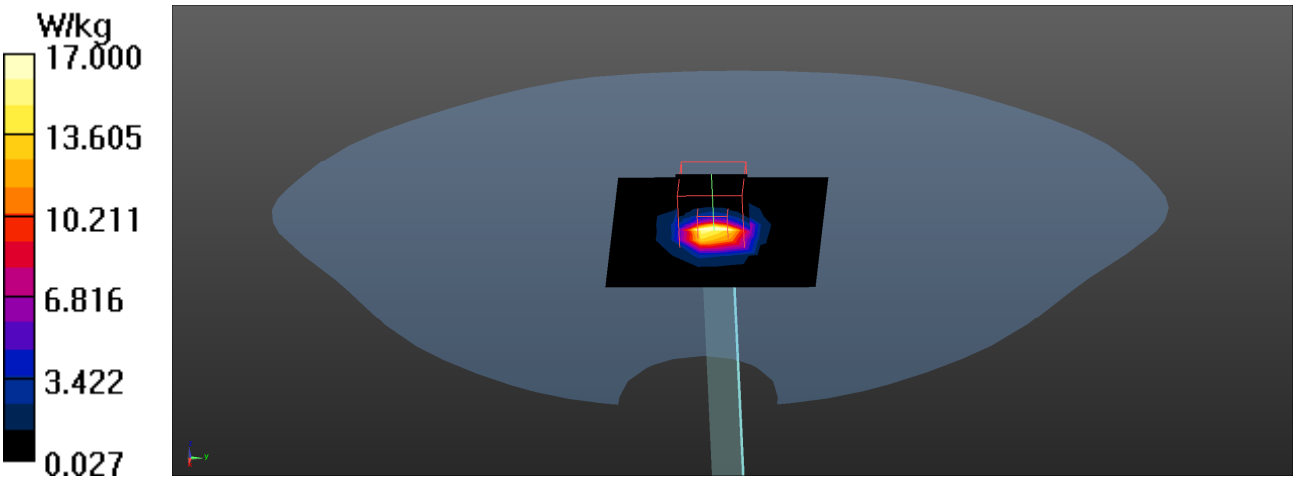

## Appendix B. SAR measurement Data

Test Laboratory: DEKRA Date: 2022/02/16

**01_802.11b_1-Bottom-Aux-Speed**
**DUT: 7c Modular Platform; Type: QSIP7180**
Communication System: UID 0, WLAN 2.4G; Frequency: 2412 MHz;
Communication System PAR: 0 dB
Medium parameters used: f = 2412 MHz; $\sigma$ = 1.81 S/m; $\varepsilon_r$ = 39.81; $\rho$ = 1000 kg/m$^3$
Phantom section: Flat Section
Ambient Temperature (°C) : 22.4, Liquid Temperature (°C) : 21.7
Measurement Standard: DASY5 (IEEE/IEC/ANSI C63.19-2011)
DASY5 Configuration:

- Probe: EX3DV4 - SN3698; ConvF(7.19, 7.19, 7.19); Calibrated: 2021/11/24;
- Sensor-Surface: 1.4mm (Mechanical Surface Detection)
- Electronics: DAE4 Sn1207; Calibrated: 2021/11/22
- Phantom: SAM with left table; Type: SAM;
- Measurement SW: DASY52, Version 52.10 (0); SEMCAD X Version 14.6.10 (7417)

**Configuration/Flat/Area Scan (7x11x1):** Measurement grid: dx=12mm, dy=12mm
Maximum value of SAR (measured) = 0.0176 W/kg

**Configuration/Flat/Zoom Scan (7x7x7)/Cube 0:** Measurement grid: dx=5mm, dy=5mm, dz=5mm
Reference Value = 1.358 V/m; Power Drift = -0.19 dB
Peak SAR (extrapolated) = 0.0240 W/kg
**SAR(1 g) = 0.016 W/kg; SAR(10 g) = 0.011 W/kg**
Maximum value of SAR (measured) = 0.0181 W/kg

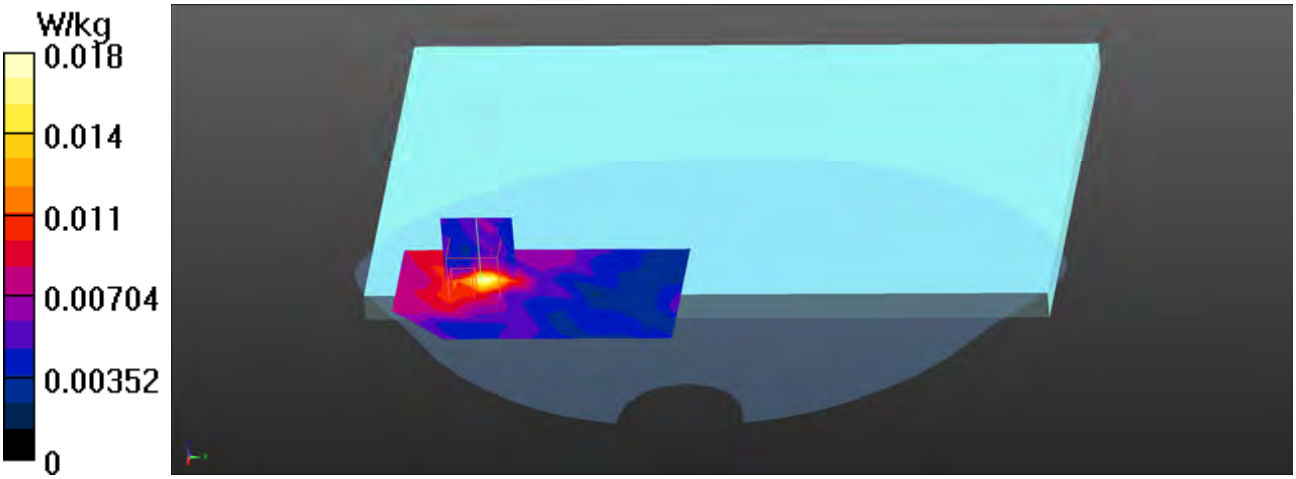

Test Laboratory: DEKRA Date: 2022/02/16

**02_BT_1M_39-Bottom-Aux-Speed**
**DUT: 7c Modular Platform; Type: QSIP7180**
Communication System: UID 0, BT 1M&3M&BLE; Frequency: 2441 MHz;
Communication System PAR: 0 dB
Medium parameters used: f = 2441 MHz; σ = 1.83 S/m; $\varepsilon_r$ = 39.71; ρ = 1000 kg/m$^3$
Phantom section: Flat Section
Ambient Temperature (°C) : 22.4, Liquid Temperature (°C) : 21.7
Measurement Standard: DASY5 (IEEE/IEC/ANSI C63.19-2011)
DASY5 Configuration:

- Probe: EX3DV4 - SN3698; ConvF(7.19, 7.19, 7.19); Calibrated: 2021/11/24;
- Sensor-Surface: 1.4mm (Mechanical Surface Detection)
- Electronics: DAE4 Sn1207; Calibrated: 2021/11/22
- Phantom: SAM with left table; Type: SAM;
- Measurement SW: DASY52, Version 52.10 (0); SEMCAD X Version 14.6.10 (7417)

**Configuration/Flat/Area Scan (8x13x1):** Measurement grid: dx=12mm, dy=12mm
Maximum value of SAR (measured) = 0.00804 W/kg

**Configuration/Flat/Zoom Scan (7x7x7)/Cube 0:** Measurement grid: dx=5mm, dy=5mm, dz=5mm
Reference Value = 1.569 V/m; Power Drift = 0.16 dB
Peak SAR (extrapolated) = 0.0120 W/kg
**SAR(1 g) = 0.010 W/kg; SAR(10 g) = 0.00905 W/kg**
Maximum value of SAR (measured) = 0.0123 W/kg

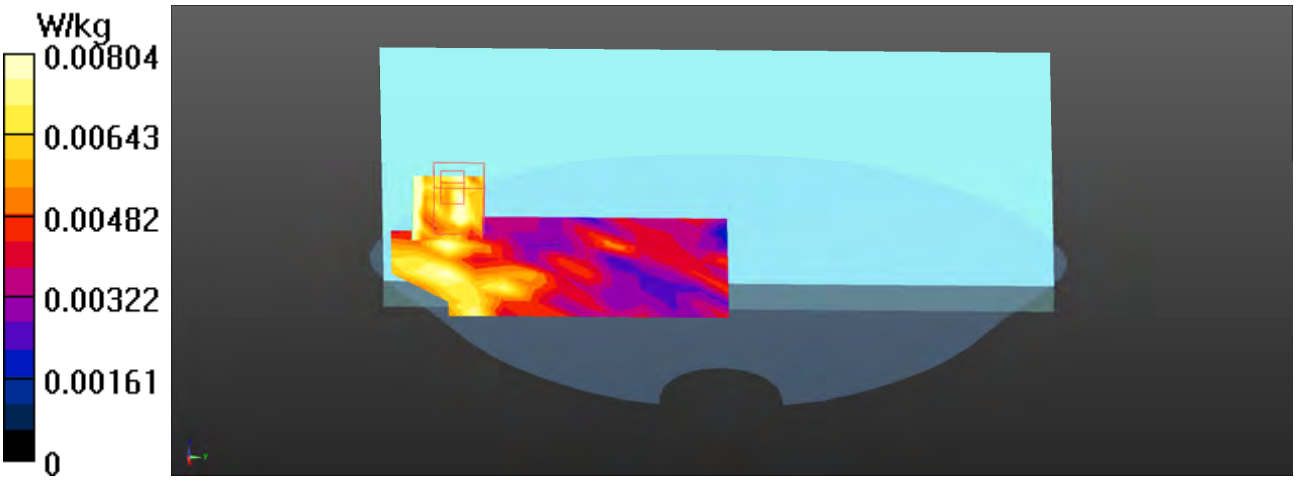

## 802.11b EUT Bottom (Aux-Speed) Z-Axis plot

## Channel: 1

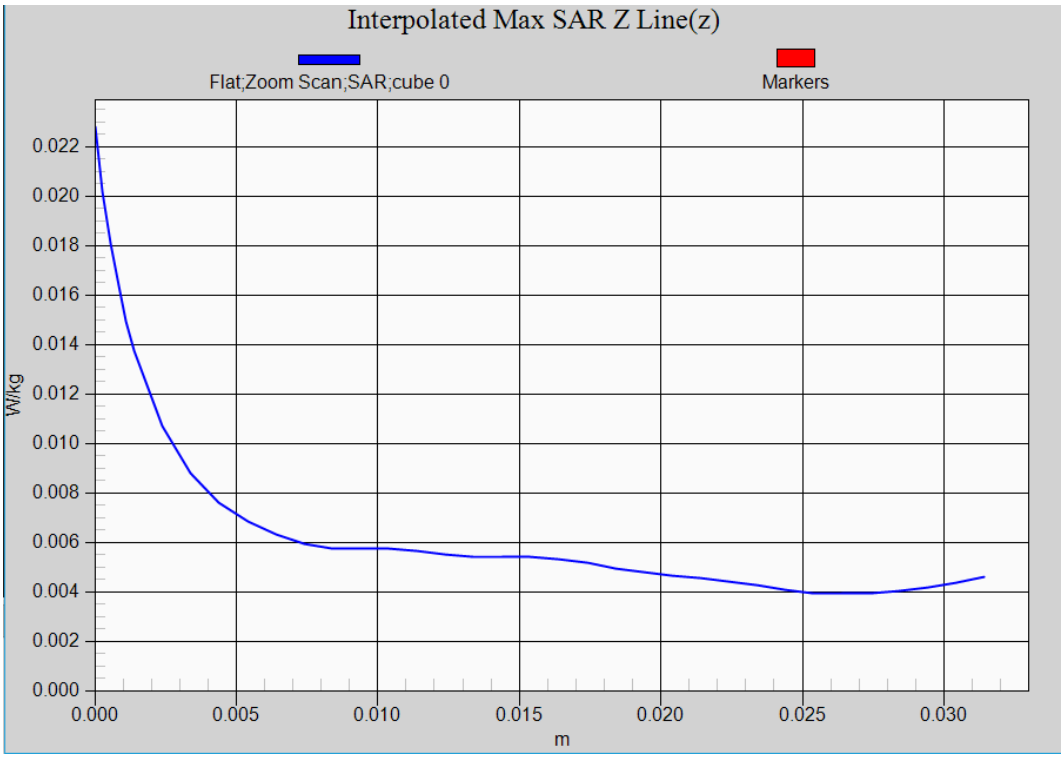

Test Laboratory: DEKRA Date: 2022/02/17

**03_802.11ac80M_122-Bottom-Main-Speed**
**DUT: 7c Modular Platform; Type: QSIP7180**
Communication System: UID 0, WLAN 5G; Frequency: 5610 MHz;
Communication System PAR: 0 dB
Medium parameters used: f = 5610 MHz; $\sigma$ = 5.13 S/m; $\varepsilon_r$ = 34.46; $\rho$ = 1000 kg/m$^3$
Phantom section: Flat Section
Ambient Temperature (°C) : 22.8, Liquid Temperature (°C) : 21.2
Measurement Standard: DASY5 (IEEE/IEC/ANSI C63.19-2011)
DASY5 Configuration:

- Probe: EX3DV4 - SN3698; ConvF(4.35, 4.35, 4.35); Calibrated: 2021/11/24;
- Sensor-Surface: 1.4mm (Mechanical Surface Detection)
- Electronics: DAE4 Sn1207; Calibrated: 2021/11/22
- Phantom: SAM with right table; Type: SAM;
- Measurement SW: DASY52, Version 52.10 (0); SEMCAD X Version 14.6.10 (7417)

**Configuration/Flat/Area Scan (9x15x1):** Measurement grid: dx=10mm, dy=10mm
Maximum value of SAR (measured) = 0.120 W/kg

**Configuration/Flat/Zoom Scan (7x7x7)/Cube 0:** Measurement grid: dx=4mm, dy=4mm, dz=1.4mm
Reference Value = 1.902 V/m; Power Drift = 0.13 dB
Peak SAR (extrapolated) = 0.219 W/kg
**SAR(1 g) = 0.064 W/kg; SAR(10 g) = 0.038 W/kg**
Maximum value of SAR (measured) = 0.127 W/kg

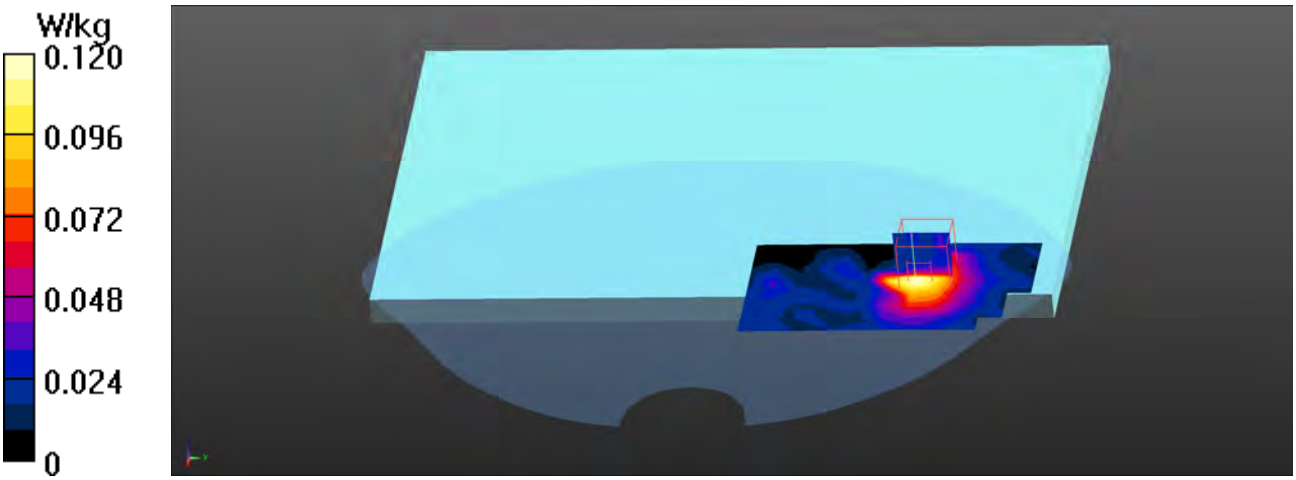

Test Laboratory: DEKRA Date: 2022/02/17

**04_802.11n40M_54-Bottom-Aux-Speed**
**DUT: 7c Modular Platform; Type: QSIP7180**
Communication System: UID 0, WLAN 5G; Frequency: 5270 MHz;
Communication System PAR: 0 dB
Medium parameters used: f = 5270 MHz; $\sigma$ = 4.67 S/m; $\varepsilon_r$ = 35.41; $\rho$ = 1000 kg/m$^3$
Phantom section: Flat Section
Ambient Temperature (°C) : 22.8, Liquid Temperature (°C) : 21.2
Measurement Standard: DASY5 (IEEE/IEC/ANSI C63.19-2011)
DASY5 Configuration:

- Probe: EX3DV4 - SN3698; ConvF(4.7, 4.7, 4.7); Calibrated: 2021/11/24;
- Sensor-Surface: 1.4mm (Mechanical Surface Detection)
- Electronics: DAE4 Sn1207; Calibrated: 2021/11/22
- Phantom: SAM with right table; Type: SAM;
- Measurement SW: DASY52, Version 52.10 (0); SEMCAD X Version 14.6.10 (7417)

**Configuration/Flat/Area Scan (9x15x1):** Measurement grid: dx=10mm, dy=10mm
Maximum value of SAR (measured) = 0.0583 W/kg

**Configuration/Flat/Zoom Scan (7x7x7)/Cube 0:** Measurement grid: dx=4mm, dy=4mm, dz=1.4mm
Reference Value = 1.388 V/m; Power Drift = 0.17 dB
Peak SAR (extrapolated) = 0.143 W/kg
**SAR(1 g) = 0.036 W/kg; SAR(10 g) = 0.022 W/kg**
Maximum value of SAR (measured) = 0.0715 W/kg

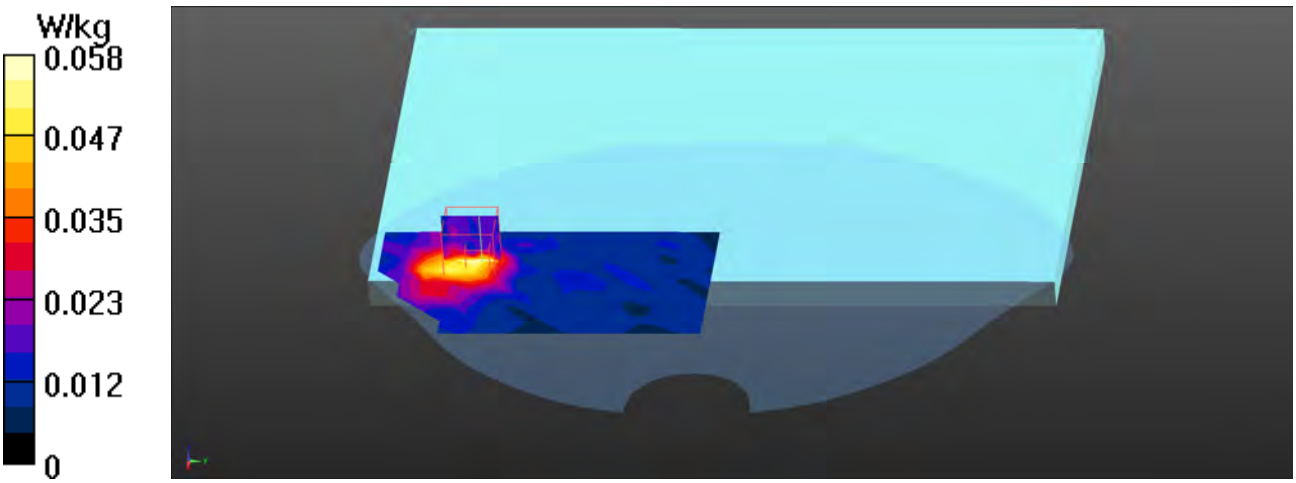

Test Laboratory: DEKRA Date: 2022/02/17

**05_802.11ac80M_155-Bottom-Aux-Speed**
**DUT: 7c Modular Platform; Type: QSIP7180**
Communication System: UID 0, WLAN 5G; Frequency: 5775 MHz;
Communication System PAR: 0 dB
Medium parameters used: f = 5775 MHz; σ = 5.35 S/m; εr = 34.01; ρ = 1000 kg/m3
Phantom section: Flat Section
Ambient Temperature (°C) : 22.8, Liquid Temperature (°C) : 21.2
Measurement Standard: DASY5 (IEEE/IEC/ANSI C63.19-2011)
DASY5 Configuration:

- Probe: EX3DV4 - SN3698; ConvF(4.58, 4.58, 4.58); Calibrated: 2021/11/24;
- Sensor-Surface: 1.4mm (Mechanical Surface Detection)
- Electronics: DAE4 Sn1207; Calibrated: 2021/11/22
- Phantom: SAM with right table; Type: SAM;
- Measurement SW: DASY52, Version 52.10 (0); SEMCAD X Version 14.6.10 (7417)

**Configuration/Flat/Area Scan (9x15x1):** Measurement grid: dx=10mm, dy=10mm
Maximum value of SAR (measured) = 0.0829 W/kg

**Configuration/Flat/Zoom Scan (7x7x7)/Cube 0:** Measurement grid: dx=4mm, dy=4mm, dz=1.4mm
Reference Value = 1.723 V/m; Power Drift = 0.11 dB
Peak SAR (extrapolated) = 0.224 W/kg
**SAR(1 g) = 0.048 W/kg; SAR(10 g) = 0.029 W/kg**
Maximum value of SAR (measured) = 0.0923 W/kg

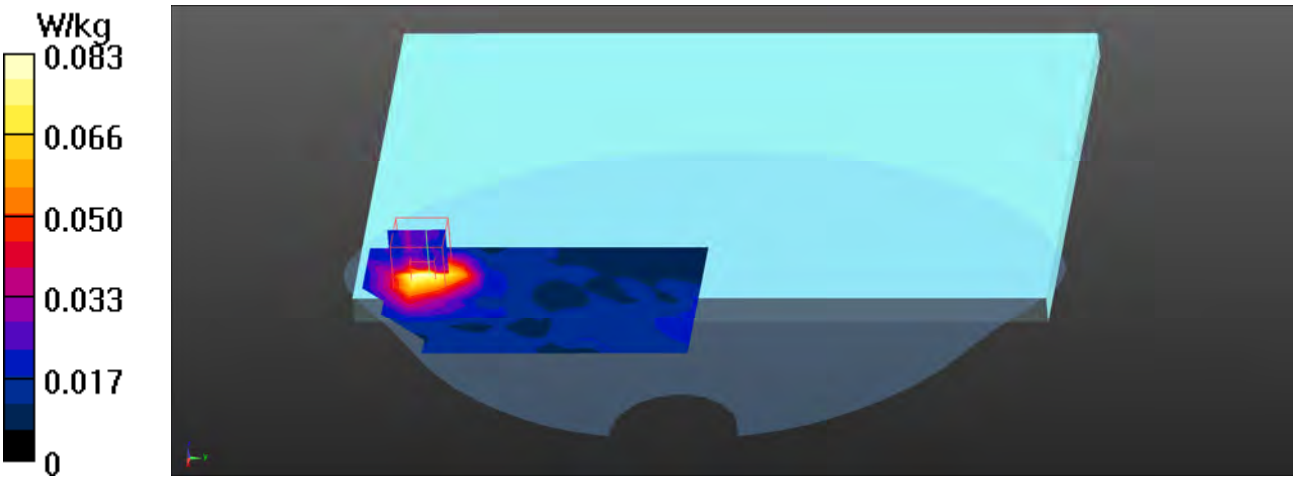

## 802.11ac80 EUT Bottom (Main-Speed), Z-Axis plot

## Channel: 122

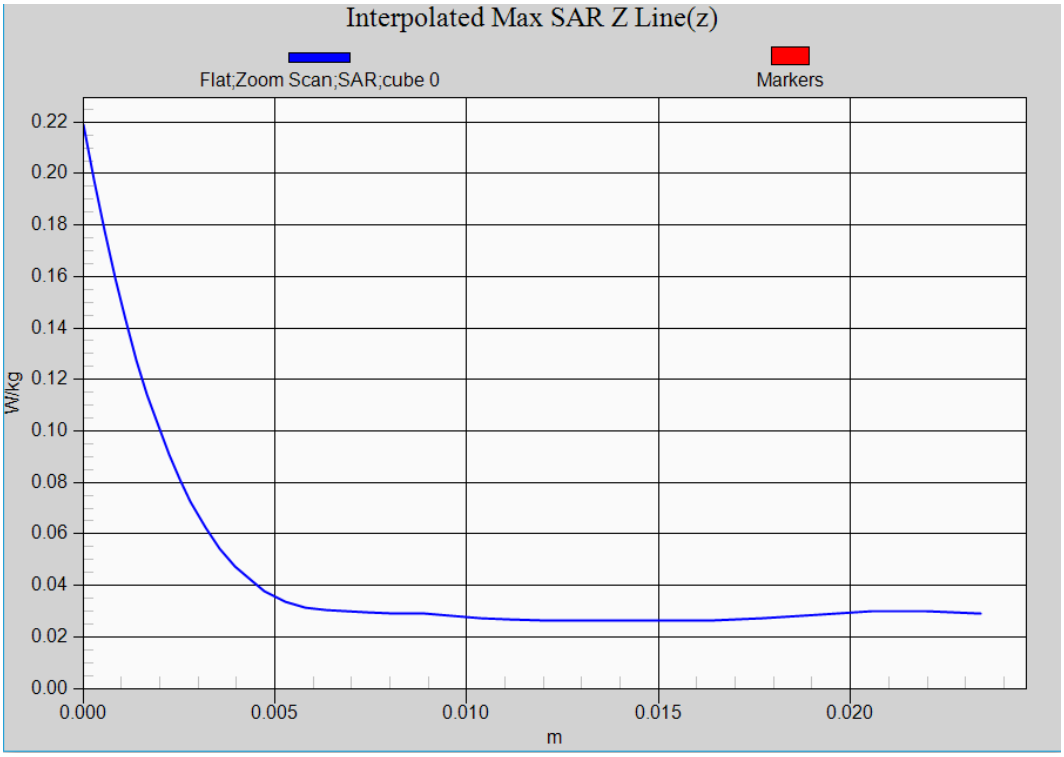

Test Laboratory: DEKRA Date: 2022/02/23

**06_WCDMA_BAND 2_RMC_Bottom_9538-Speed_0mm**
**DUT: 7c Modular Platform; Type: QSIP7180**
Communication System: UID 0, FCC WCDMA_Band-2; Frequency: 1907.6 MHz;
Communication System PAR: 0 dB
Medium parameters used: f = 1907.6 MHz; $\sigma$ = 1.39 S/m; $\varepsilon_r$ = 39.91; $\rho$ = 1000 kg/m$^3$
Phantom section: Flat Section
Ambient Temperature (°C) : 23.1, Liquid Temperature (°C) : 22.4
Measurement Standard: DASY5 (IEEE/IEC/ANSI C63.19-2011)
DASY5 Configuration:

- Probe: EX3DV4 - SN3698; ConvF(7.6, 7.6, 7.6); Calibrated: 2021/11/24;
- Sensor-Surface: 1.4mm (Mechanical Surface Detection)
- Electronics: DAE4 Sn1207; Calibrated: 2021/11/22
- Phantom: SAM with left table; Type: SAM;
- Measurement SW: DASY52, Version 52.10 (0); SEMCAD X Version 14.6.10 (7417)

**Configuration/Flat/Area Scan (9x9x1):** Measurement grid: dx=15mm, dy=15mm
Maximum value of SAR (measured) = 0.877 W/kg

**Configuration/Flat/Zoom Scan (5x5x7)/Cube 0:** Measurement grid: dx=8mm, dy=8mm, dz=5mm
Reference Value = 16.12 V/m; Power Drift = 0.05 dB
Peak SAR (extrapolated) = 1.15 W/kg
**SAR(1 g) = 0.616 W/kg; SAR(10 g) = 0.336 W/kg**
Maximum value of SAR (measured) = 0.913 W/kg

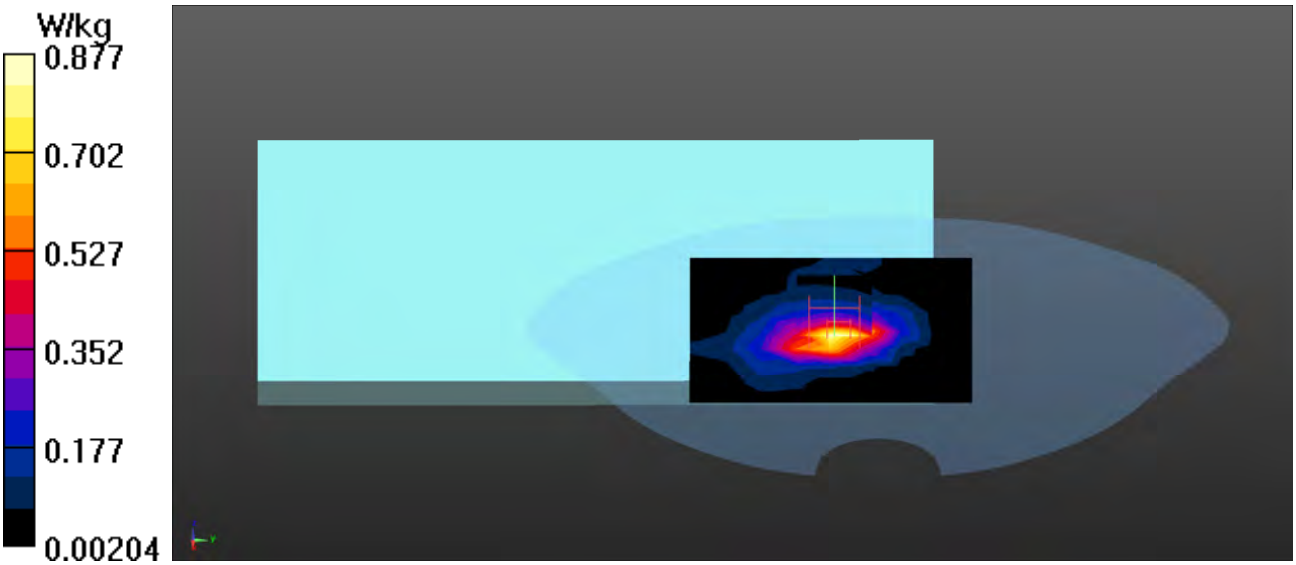

## WCDMA Band 2 RMC Bottom (Speed 0mm) Z-Axis plot

## Channel: 9538

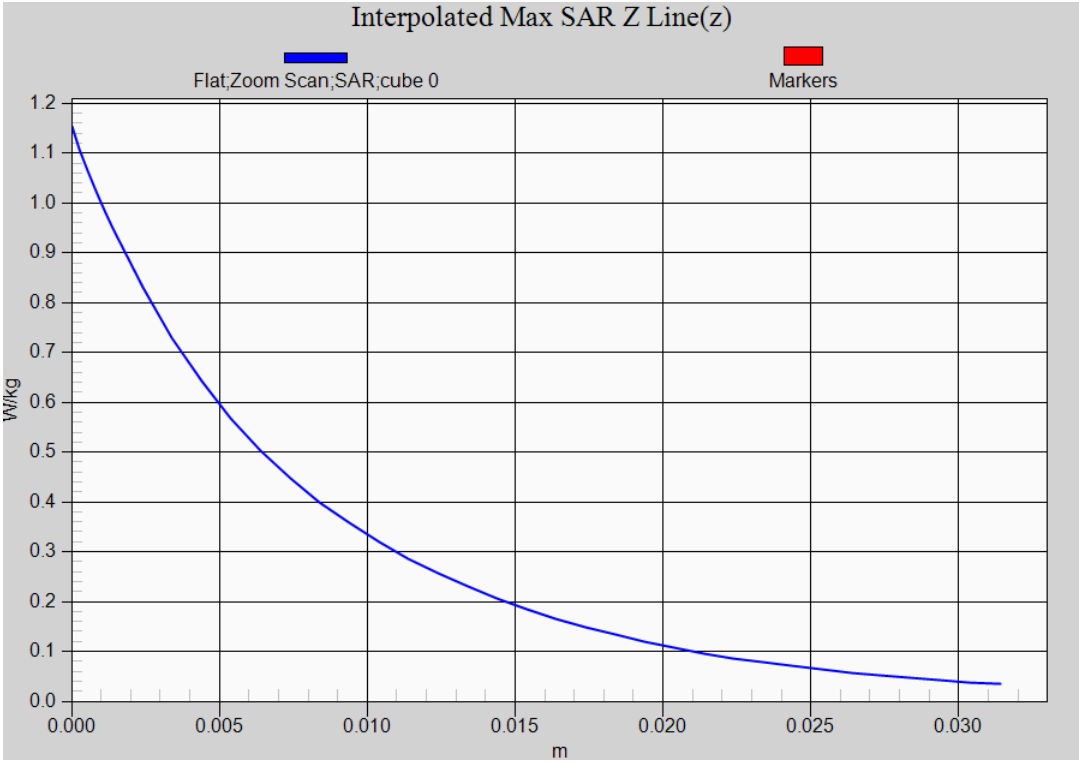

Test Laboratory: DEKRA Date: 2022/02/22

**07_WCDMA_BAND 5_RMC_Bottom_4132-Speed_0mm**
**DUT: 7c Modular Platform; Type: QSIP7180**
Communication System: UID 0, FCC WCDMA_Band-5; Frequency: 826.4 MHz;
Communication System PAR: 0 dB
Medium parameters used: f = 826.4 MHz; $\sigma$ = 0.89 S/m; $\varepsilon_r$ = 41.48; $\rho$ = 1000 kg/m$^3$
Phantom section: Flat Section
Ambient Temperature (°C) : 23.2, Liquid Temperature (°C) : 22.1
Measurement Standard: DASY5 (IEEE/IEC/ANSI C63.19-2011)
DASY5 Configuration:

- Probe: EX3DV4 - SN3698; ConvF(8.9, 8.9, 8.9); Calibrated: 2021/11/24;
- Sensor-Surface: 1.4mm (Mechanical Surface Detection)
- Electronics: DAE4 Sn1207; Calibrated: 2021/11/22
- Phantom: SAM with left table; Type: SAM;
- Measurement SW: DASY52, Version 52.10 (0); SEMCAD X Version 14.6.10 (7417)

**Configuration/Flat/Area Scan (9x10x1):** Measurement grid: dx=15mm, dy=15mm
Maximum value of SAR (measured) = 0.906 W/kg

**Configuration/Flat/Zoom Scan (5x5x7)/Cube 0:** Measurement grid: dx=8mm, dy=8mm, dz=5mm
Reference Value = 28.29 V/m; Power Drift = 0.08 dB
Peak SAR (extrapolated) = 1.10 W/kg
**SAR(1 g) = 0.685 W/kg; SAR(10 g) = 0.430 W/kg**
Maximum value of SAR (measured) = 0.946 W/kg

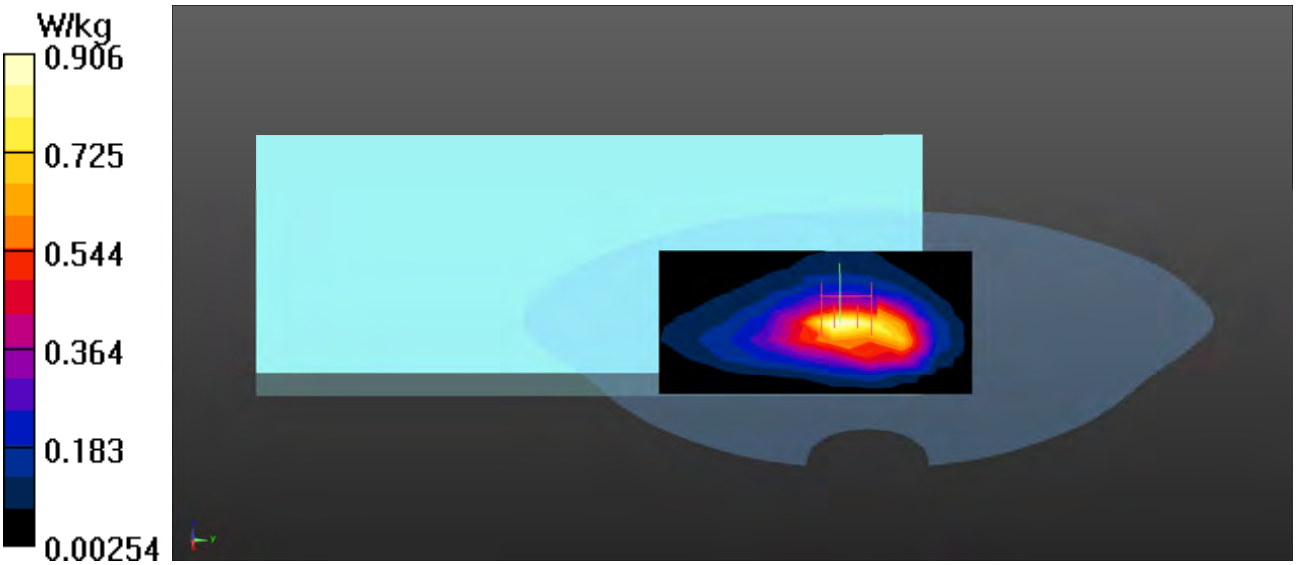

## WCDMA Band 5 RMC Bottom (Speed 0mm) Z-Axis plot

## Channel: 4132

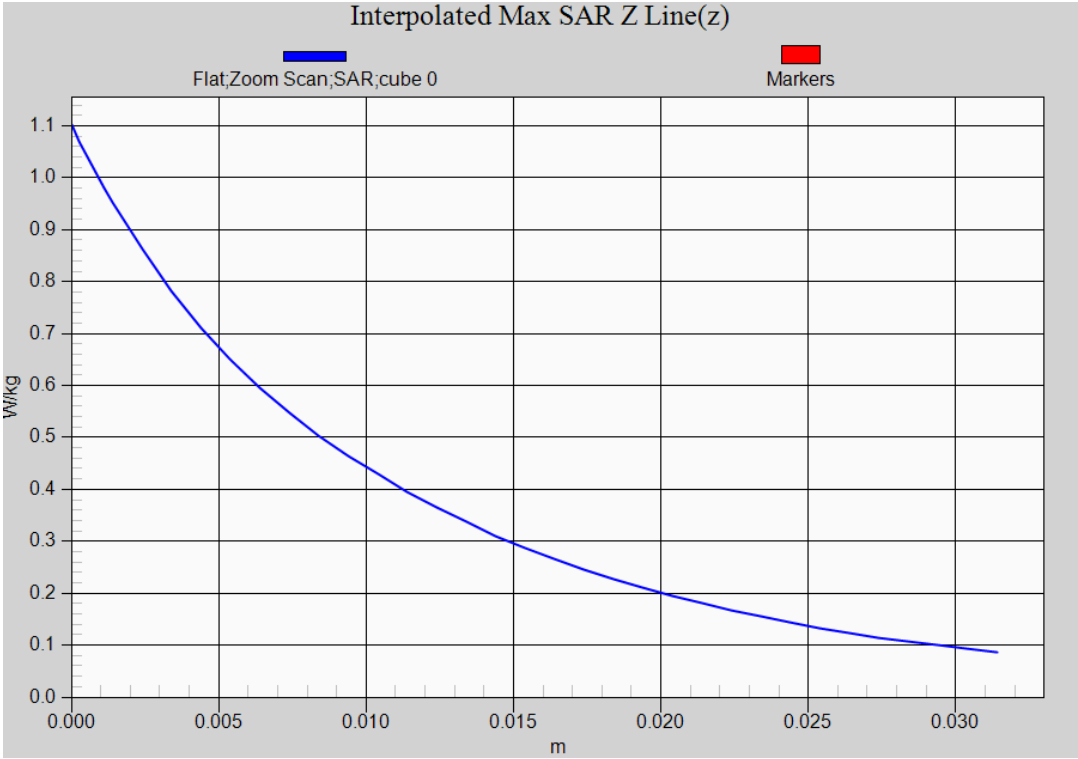

Test Laboratory: DEKRA Date: 2022/02/23

**08_LTE_Band2_QPSK_20M_18700_1RB-0_Bottom-Speed_0mm**
**DUT: 7c Modular Platform; Type: QSIP7180**
Communication System: UID 0, LTE Band2; Frequency: 1860 MHz;
Communication System PAR: 0 dB
Medium parameters used: f = 1860 MHz; $\sigma$ = 1.37 S/m; $\varepsilon_r$ = 40.38; $\rho$ = 1000 kg/m$^3$
Phantom section: Flat Section
Ambient Temperature (°C) : 23.1, Liquid Temperature (°C) : 22.4
Measurement Standard: DASY5 (IEEE/IEC/ANSI C63.19-2011)
DASY5 Configuration:

- Probe: EX3DV4 - SN3698; ConvF(7.6, 7.6, 7.6); Calibrated: 2021/11/24;
- Sensor-Surface: 1.4mm (Mechanical Surface Detection)
- Electronics: DAE4 Sn1207; Calibrated: 2021/11/22
- Phantom: SAM with left table; Type: SAM;
- Measurement SW: DASY52, Version 52.10 (0); SEMCAD X Version 14.6.10 (7417)

**Configuration/Flat/Area Scan (9x10x1):** Measurement grid: dx=15mm, dy=15mm
Maximum value of SAR (measured) = 0.802 W/kg

**Configuration/Flat/Zoom Scan (5x5x7)/Cube 0:** Measurement grid: dx=8mm, dy=8mm, dz=5mm
Reference Value = 12.15 V/m; Power Drift = 0.06 dB
Peak SAR (extrapolated) = 1.05 W/kg
**SAR(1 g) = 0.573 W/kg; SAR(10 g) = 0.318 W/kg**
Maximum value of SAR (measured) = 0.864 W/kg

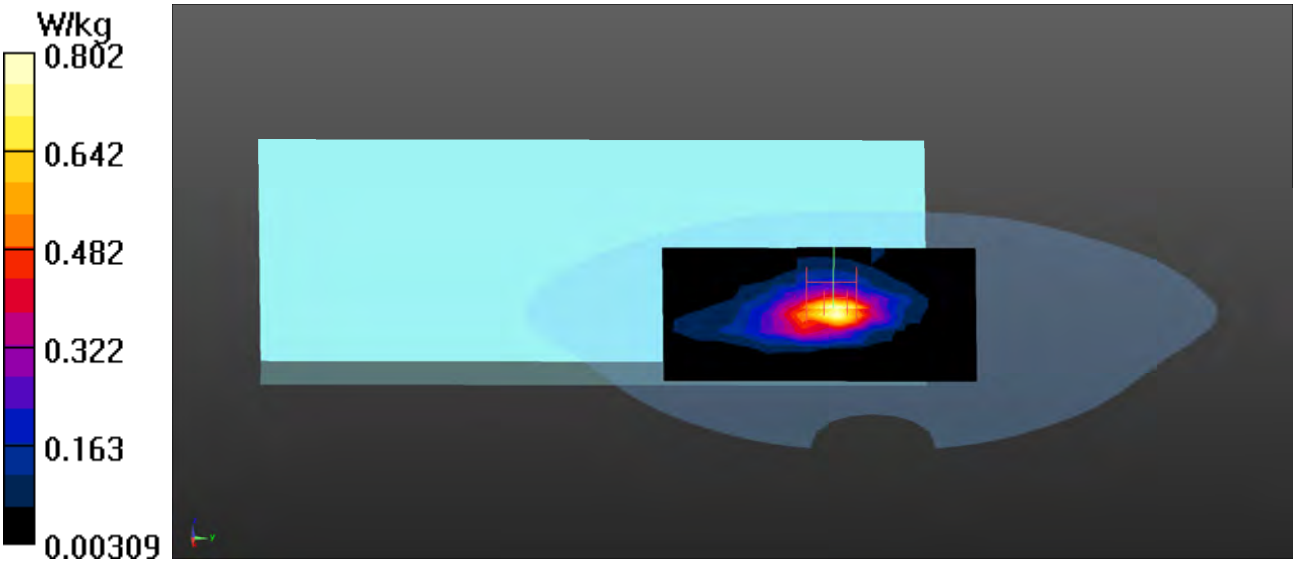

## LTE Band 2 20M QPSK 1RB-0 Bottom (Speed 0mm) Z-Axis plot

## Channel: 18700

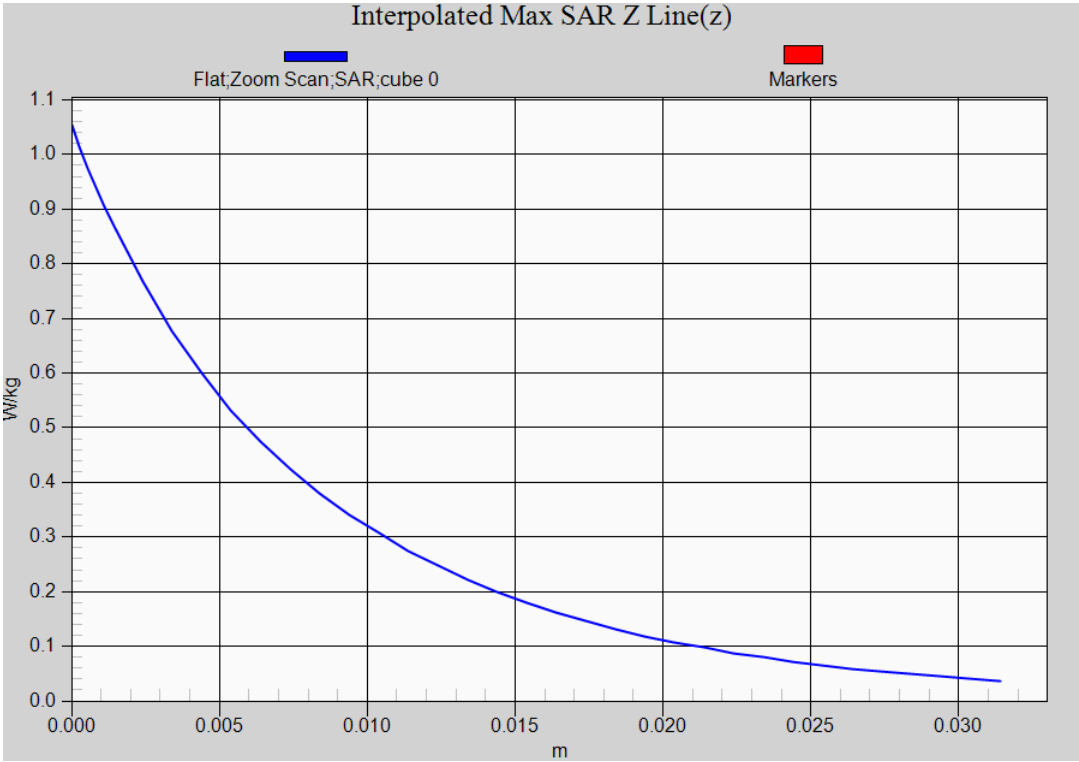

Test Laboratory: DEKRA Date: 2022/02/23

**09_LTE_Band4_QPSK_20M_20300_1RB-0_Bottom-Speed_0mm**
**DUT: 7c Modular Platform; Type: QSIP7180**
Communication System: UID 0, LTE Band4; Frequency: 1745 MHz;
Communication System PAR: 0 dB
Medium parameters used: f = 1745 MHz; $\sigma$ = 1.35 S/m; $\varepsilon_r$ = 40.51; $\rho$ = 1000 kg/m$^3$
Phantom section: Flat Section
Ambient Temperature (°C) : 23.1, Liquid Temperature (°C) : 22.4
Measurement Standard: DASY5 (IEEE/IEC/ANSI C63.19-2011)
DASY5 Configuration:

- Probe: EX3DV4 - SN3698; ConvF(7.96, 7.96, 7.96); Calibrated: 2021/11/24;
- Sensor-Surface: 1.4mm (Mechanical Surface Detection)
- Electronics: DAE4 Sn1207; Calibrated: 2021/11/22
- Phantom: SAM with left table; Type: SAM;
- Measurement SW: DASY52, Version 52.10 (0); SEMCAD X Version 14.6.10 (7417)

**Configuration/Flat/Area Scan (9x10x1):** Measurement grid: dx=15mm, dy=15mm
Maximum value of SAR (measured) = 0.842 W/kg

**Configuration/Flat/Zoom Scan (5x5x7)/Cube 0:** Measurement grid: dx=8mm, dy=8mm, dz=5mm
Reference Value = 16.77 V/m; Power Drift = 0.14 dB
Peak SAR (extrapolated) = 1.06 W/kg
**SAR(1 g) = 0.580 W/kg; SAR(10 g) = 0.322 W/kg**
Maximum value of SAR (measured) = 0.866 W/kg

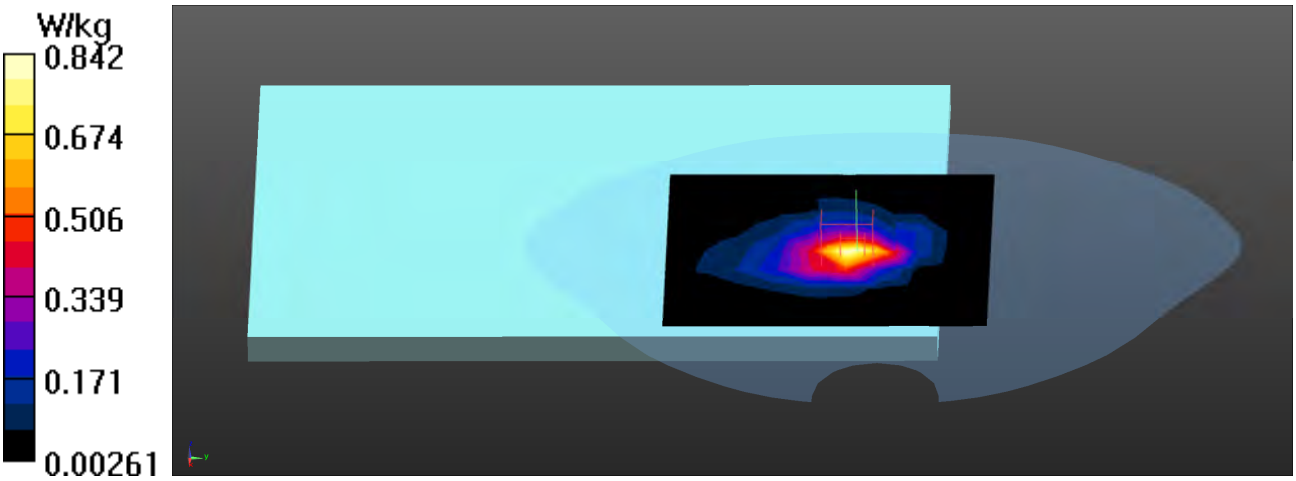

## LTE Band 4 QPSK 20M 1RB-0 Bottom (Speed 0mm) Z-Axis plot

## Channel: 20300

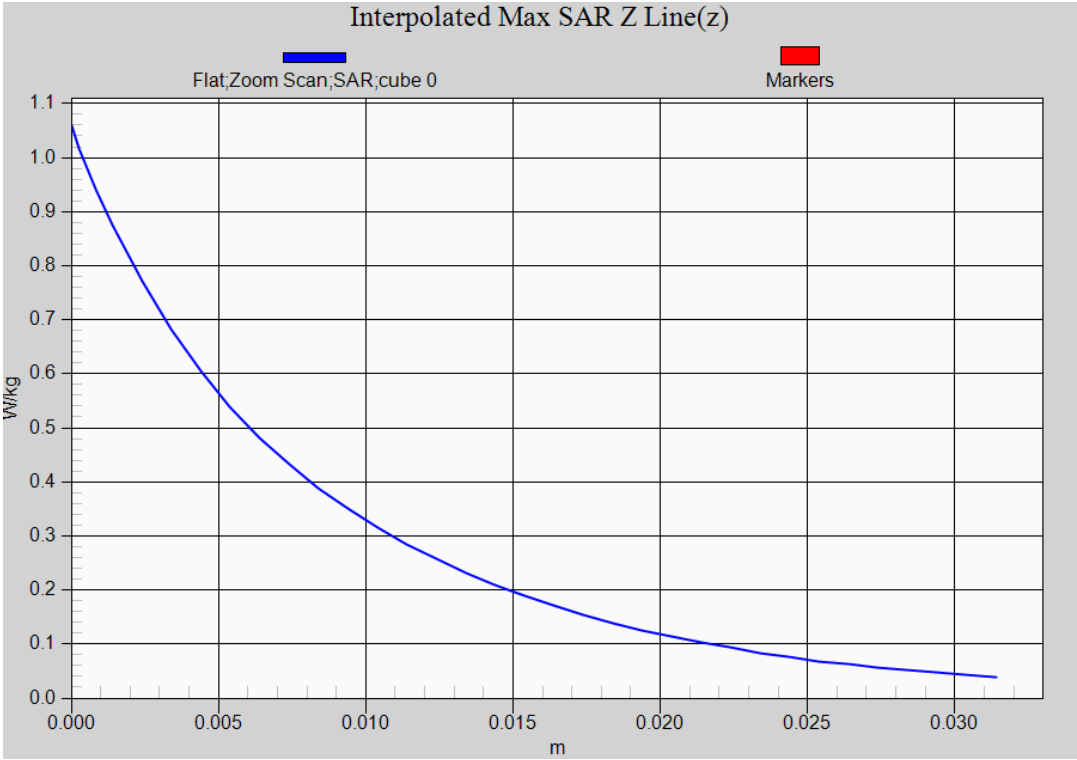

Test Laboratory: DEKRA Date: 2022/02/22

**10_LTE_Band5_QPSK_10M_20450_25RB-12_Bottom-Speed_0mm**
**DUT: 7c Modular Platform; Type: QSIP7180**
Communication System: UID 0, LTE Band5; Frequency: 829 MHz;
Communication System PAR: 0 dB
Medium parameters used: f = 829 MHz; $\sigma$ = 0.89 S/m; $\varepsilon_r$ = 41.45; $\rho$ = 1000 kg/m$^3$
Phantom section: Flat Section
Ambient Temperature (°C) : 23.2, Liquid Temperature (°C) : 22.1
Measurement Standard: DASY5 (IEEE/IEC/ANSI C63.19-2011)
DASY5 Configuration:

- Probe: EX3DV4 - SN3698; ConvF(8.9, 8.9, 8.9); Calibrated: 2021/11/24;
- Sensor-Surface: 1.4mm (Mechanical Surface Detection)
- Electronics: DAE4 Sn1207; Calibrated: 2021/11/22
- Phantom: SAM with left table; Type: SAM;
- Measurement SW: DASY52, Version 52.10 (0); SEMCAD X Version 14.6.10 (7417)

**Configuration/Flat/Area Scan (9x10x1):** Measurement grid: dx=15mm, dy=15mm
Maximum value of SAR (measured) = 0.748 W/kg

**Configuration/Flat/Zoom Scan (5x5x7)/Cube 0:** Measurement grid: dx=8mm, dy=8mm, dz=5mm
Reference Value = 23.56 V/m; Power Drift = 0.03 dB
Peak SAR (extrapolated) = 0.989 W/kg
**SAR(1 g) = 0.616 W/kg; SAR(10 g) = 0.388 W/kg**
Maximum value of SAR (measured) = 0.857 W/kg

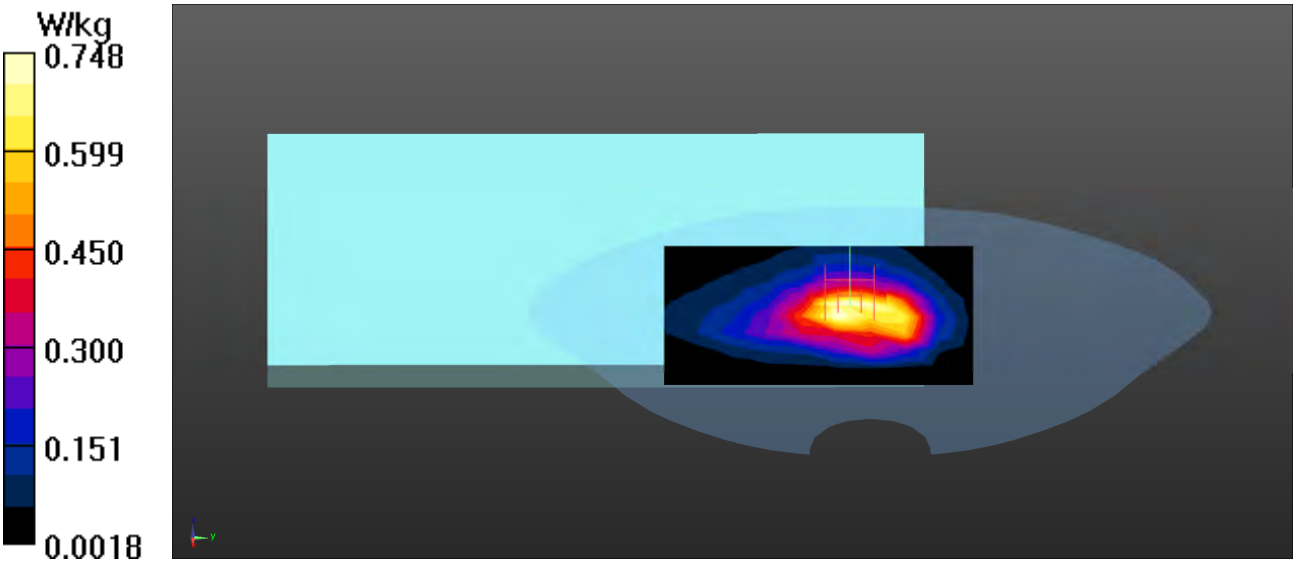

## LTE Band 5 QPSK 10M 1RB-0 Bottom (Speed_0mm) Z-Axis plot

## Channel: 20450

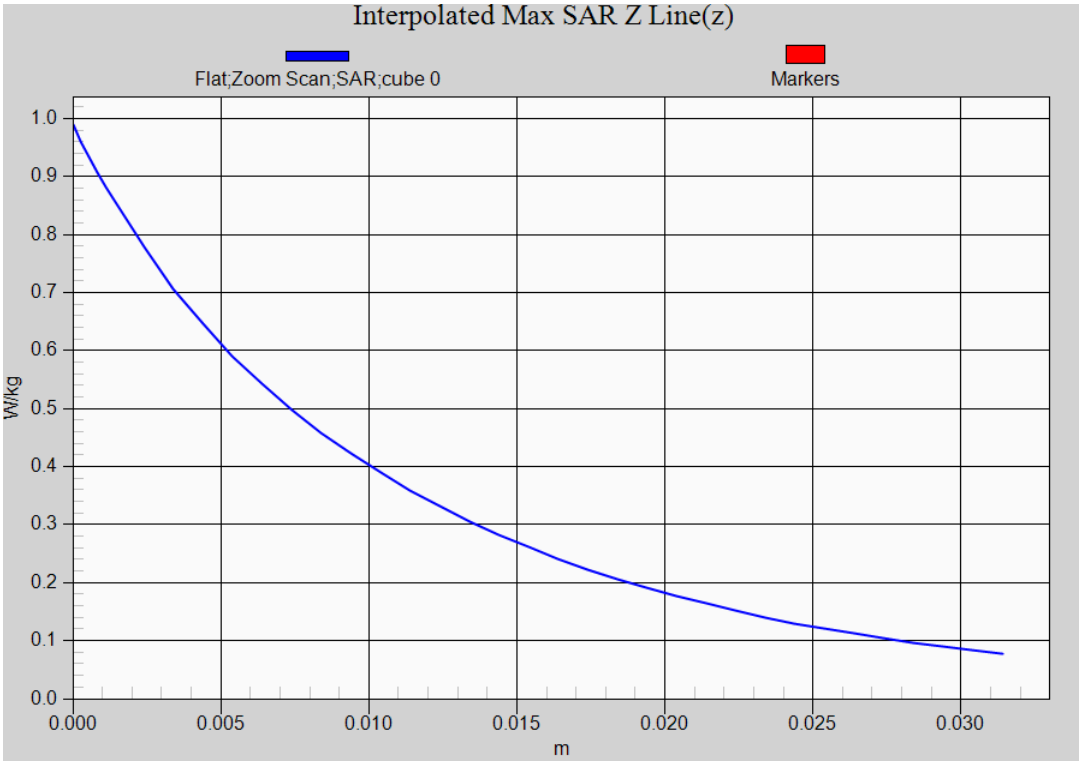

Test Laboratory: DEKRA Date: 2022/03/09

**11_LTE_Band7_QPSK_20M_20850_1RB-0_Bottom-Speed_0mm**
**DUT: 7c Modular Platform; Type: QSIP7180**
Communication System: UID 0, LTE Band7; Frequency: 2510 MHz;
Communication System PAR: 0 dB
Medium parameters used: f = 2510 MHz; $\sigma$ = 1.89 S/m; $\varepsilon_r$ = 40.06; $\rho$ = 1000 kg/m$^3$
Phantom section: Flat Section
Ambient Temperature (°C) : 23.1, Liquid Temperature (°C) : 22.3
Measurement Standard: DASY5 (IEEE/IEC/ANSI C63.19-2011)
DASY5 Configuration:

- Probe: EX3DV4 - SN3698; ConvF(6.97, 6.97, 6.97); Calibrated: 2021/11/24;
- Sensor-Surface: 1.4mm (Mechanical Surface Detection)
- Electronics: DAE4 Sn1207; Calibrated: 2021/11/22
- Phantom: SAM with left table; Type: SAM;
- Measurement SW: DASY52, Version 52.10 (0); SEMCAD X Version 14.6.10 (7417)

**Configuration/Flat/Area Scan (10x12x1):** Measurement grid: dx=12mm, dy=12mm
Maximum value of SAR (measured) = 1.40 W/kg

**Configuration/Flat/Zoom Scan (7x7x7)/Cube 0:** Measurement grid: dx=5mm, dy=5mm, dz=5mm
Reference Value = 21.14 V/m; Power Drift = 0.09 dB
Peak SAR (extrapolated) = 1.76 W/kg
**SAR(1 g) = 0.909 W/kg; SAR(10 g) = 0.494 W/kg**
Maximum value of SAR (measured) = 1.41 W/kg



## LTE Band 7 QPSK 20M 1RB-99 Bottom (Speed 15mm) Z-Axis plot

## Channel: 21350

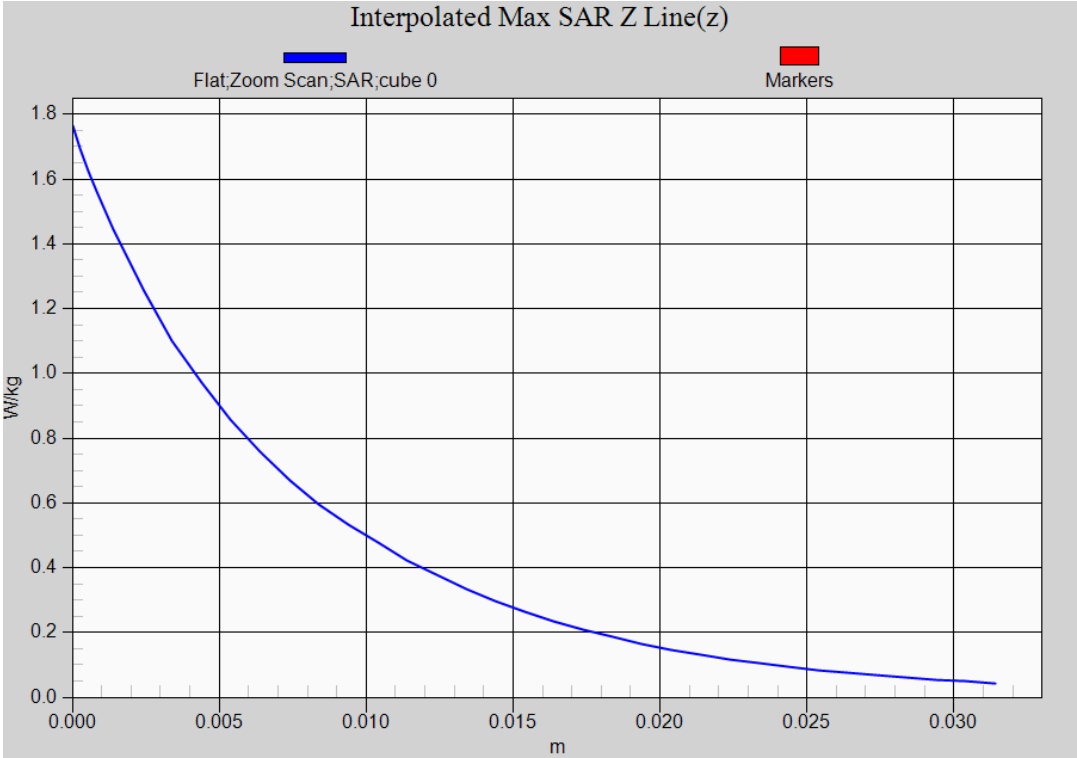

Test Laboratory: DEKRA Date: 2022/03/07

**12_LTE_Band12_QPSK_10M_23130_1RB-49_Bottom-Speed_0mm**
**DUT: 7c Modular Platform; Type: QSIP7180**
Communication System: UID 0, LTE Band12; Frequency: 711 MHz;
Communication System PAR: 0 dB
Medium parameters used: f = 711 MHz; $\sigma$ = 0.88 S/m; $\varepsilon_r$ = 42.66; $\rho$ = 1000 kg/m$^3$
Phantom section: Flat Section
Ambient Temperature (°C) : 23.2, Liquid Temperature (°C) : 22.1
Measurement Standard: DASY5 (IEEE/IEC/ANSI C63.19-2011)
DASY5 Configuration:

- Probe: EX3DV4 - SN3698; ConvF(9.1, 9.1, 9.1); Calibrated: 2021/11/24;
- Sensor-Surface: 1.4mm (Mechanical Surface Detection)
- Electronics: DAE4 Sn1207; Calibrated: 2021/11/22
- Phantom: SAM with left table; Type: SAM;
- Measurement SW: DASY52, Version 52.10 (0); SEMCAD X Version 14.6.10 (7417)

**Configuration/Flat/Area Scan (9x10x1):** Measurement grid: dx=15mm, dy=15mm
Maximum value of SAR (measured) = 0.789 W/kg

**Configuration/Flat/Zoom Scan (5x5x7)/Cube 0:** Measurement grid: dx=8mm, dy=8mm, dz=5mm
Reference Value = 23.45 V/m; Power Drift = -0.00 dB
Peak SAR (extrapolated) = 0.927 W/kg
**SAR(1 g) = 0.561 W/kg; SAR(10 g) = 0.349 W/kg**
Maximum value of SAR (measured) = 0.794 W/kg



## LTE Band 12 QPSK 10M 25RB-0 Bottom (Speed_0mm) Z-Axis plot

## Channel: 23095

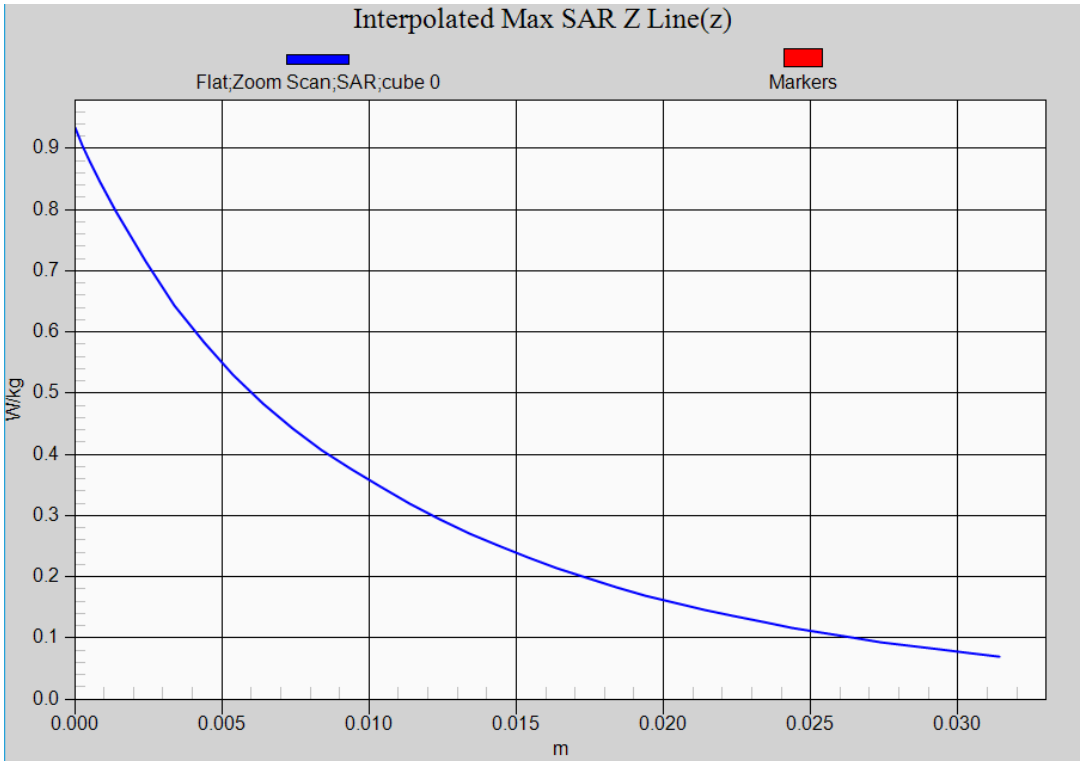

Test Laboratory: DEKRA Date: 2022/02/22

**13_LTE_Band13_QPSK_20M_23230_25RB-0_Bottom-Speed_0mm**
**DUT: 7c Modular Platform; Type: QSIP7180**
Communication System: UID 0, LTE Band13; Frequency: 782 MHz;
Communication System PAR: 0 dB
Medium parameters used: f = 782 MHz; $\sigma$ = 0.88 S/m; $\varepsilon_r$ = 41.97; $\rho$ = 1000 kg/m$^3$
Phantom section: Flat Section
Ambient Temperature (°C) : 23.2, Liquid Temperature (°C) : 22.1
Measurement Standard: DASY5 (IEEE/IEC/ANSI C63.19-2011)
DASY5 Configuration:

- Probe: EX3DV4 - SN3698; ConvF(9.1, 9.1, 9.1); Calibrated: 2021/11/24;
- Sensor-Surface: 1.4mm (Mechanical Surface Detection)
- Electronics: DAE4 Sn1207; Calibrated: 2021/11/22
- Phantom: SAM with left table; Type: SAM;
- Measurement SW: DASY52, Version 52.10 (0); SEMCAD X Version 14.6.10 (7417)

**Configuration/Flat/Area Scan (9x10x1):** Measurement grid: dx=15mm, dy=15mm
Maximum value of SAR (measured) = 0.866 W/kg

**Configuration/Flat/Zoom Scan (5x5x7)/Cube 0:** Measurement grid: dx=8mm, dy=8mm, dz=5mm
Reference Value = 25.07 V/m; Power Drift = 0.03 dB
Peak SAR (extrapolated) = 1.08 W/kg
**SAR(1 g) = 0.673 W/kg; SAR(10 g) = 0.425 W/kg**
Maximum value of SAR (measured) = 0.930 W/kg

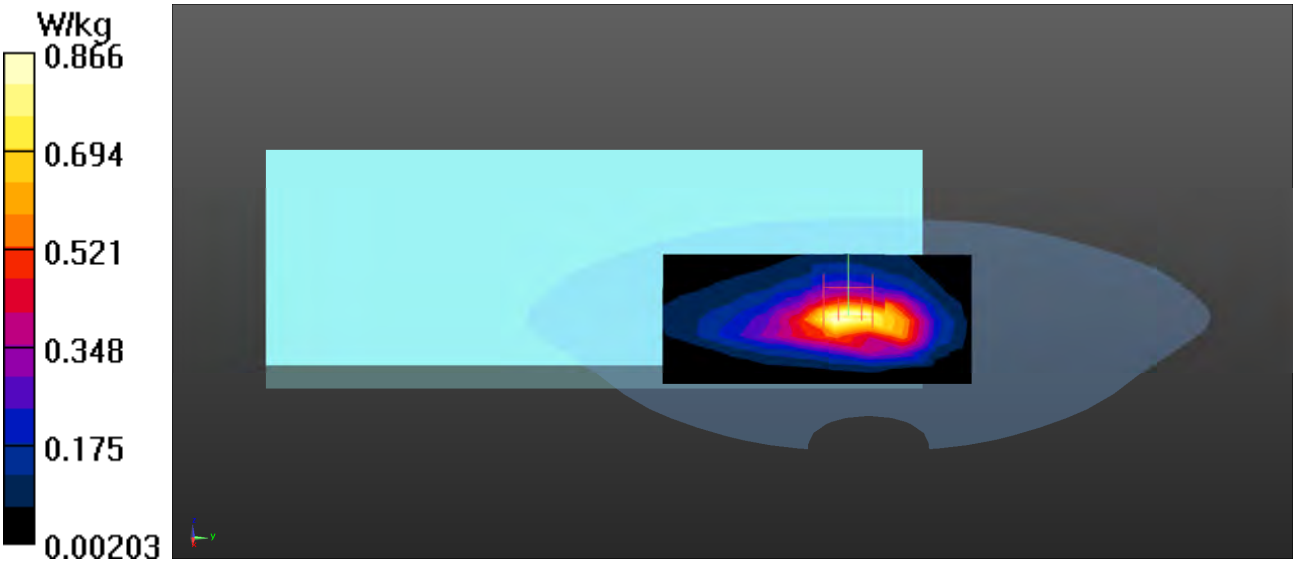

**LTE Band 13 QPSK 20M 1RB-0 Bottom (Speed_0mm) Z-Axis plot**

**Channel: 23230**

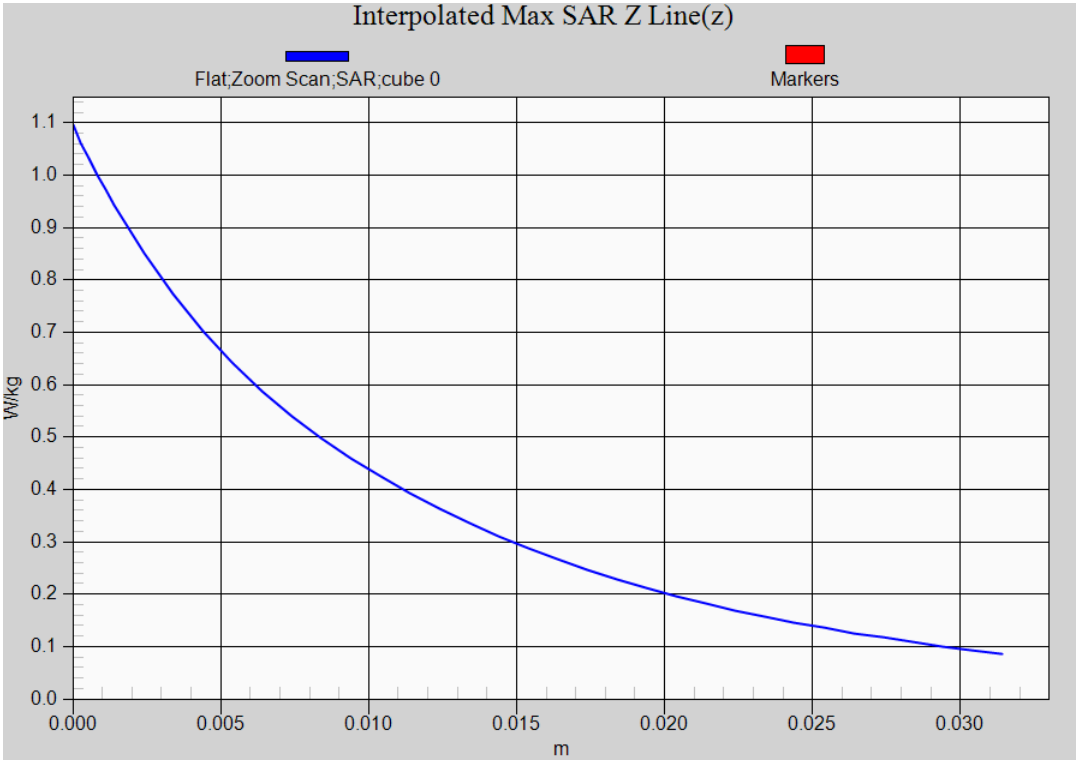

Test Laboratory: DEKRA Date: 2022/03/08

**14_LTE_Band14_QPSK_10M_23330_1RB-0_Bottom-Speed_0mm**
**DUT: 7c Modular Platform; Type: QSIP7180**
Communication System: UID 0, LTE Band14; Frequency: 793 MHz;
Communication System PAR: 0 dB
Medium parameters used: f = 793 MHz; $\sigma$ = 0.9 S/m; $\varepsilon_r$ = 41.44; $\rho$ = 1000 kg/m$^3$
Phantom section: Flat Section
Ambient Temperature (°C) : 23.3, Liquid Temperature (°C) : 22.1
Measurement Standard: DASY5 (IEEE/IEC/ANSI C63.19-2011)
DASY5 Configuration:

- Probe: EX3DV4 - SN3698; ConvF(9.1, 9.1, 9.1); Calibrated: 2021/11/24;
- Sensor-Surface: 1.4mm (Mechanical Surface Detection)
- Electronics: DAE4 Sn1207; Calibrated: 2021/11/22
- Phantom: SAM with left table; Type: SAM;
- Measurement SW: DASY52, Version 52.10 (0); SEMCAD X Version 14.6.10 (7417)

**Configuration/Flat/Area Scan (9x10x1):** Measurement grid: dx=15mm, dy=15mm
Maximum value of SAR (measured) = 0.970 W/kg

**Configuration/Flat/Zoom Scan (5x5x7)/Cube 0:** Measurement grid: dx=8mm, dy=8mm, dz=5mm
Reference Value = 28.61 V/m; Power Drift = -0.01 dB
Peak SAR (extrapolated) = 1.18 W/kg
**SAR(1 g) = 0.723 W/kg; SAR(10 g) = 0.452 W/kg**
Maximum value of SAR (measured) = 1.01 W/kg



## LTE Band 14 QPSK 10M 1RB-0 Bottom (Speed 0mm), Z-Axis plot

## Channel: 23330

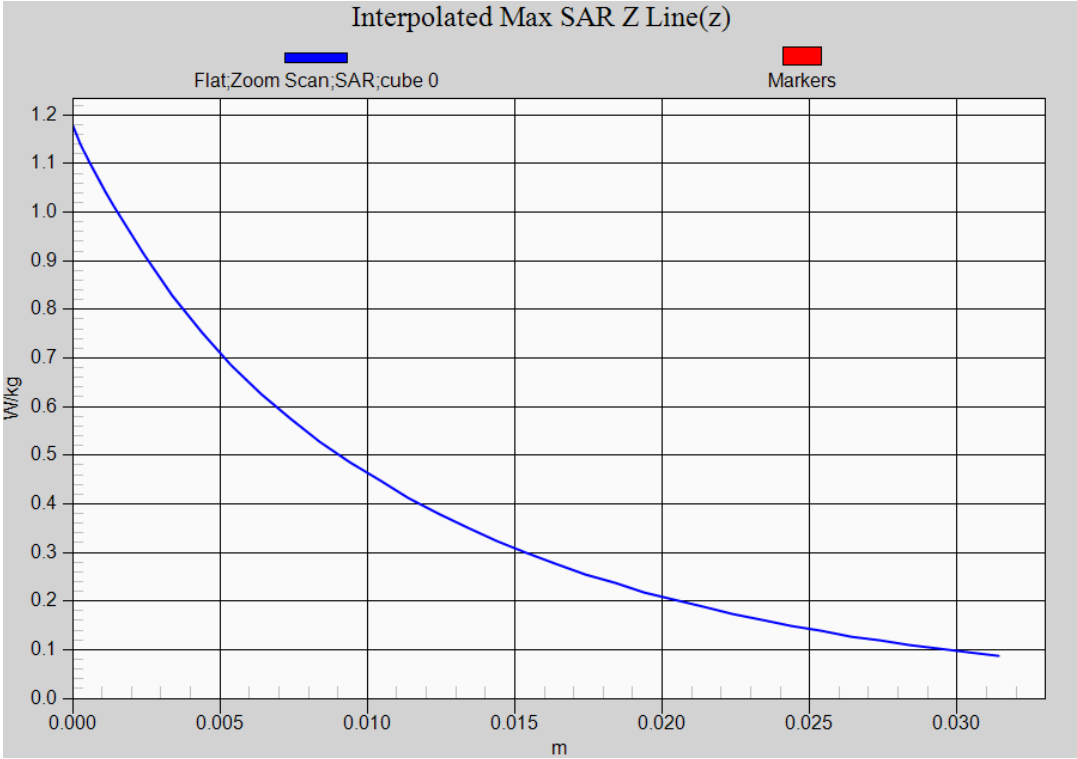

Test Laboratory: DEKRA Date: 2022/03/08

**15_LTE_Band17_QPSK_10M_23780_1RB-49_Bottom-Speed_0mm**
**DUT: 7c Modular Platform; Type: QSIP7180**
Communication System: UID 0, LTE Band17; Frequency: 709 MHz;
Communication System PAR: 0 dB
Medium parameters used: f = 709 MHz; $\sigma$ = 0.87 S/m; $\varepsilon_r$ = 42.49; $\rho$ = 1000 kg/m$^3$
Phantom section: Flat Section
Ambient Temperature (°C) : 23.3, Liquid Temperature (°C) : 22.1
Measurement Standard: DASY5 (IEEE/IEC/ANSI C63.19-2011)
DASY5 Configuration:

- Probe: EX3DV4 - SN3698; ConvF(9.1, 9.1, 9.1); Calibrated: 2021/11/24;
- Sensor-Surface: 1.4mm (Mechanical Surface Detection)
- Electronics: DAE4 Sn1207; Calibrated: 2021/11/22
- Phantom: SAM with left table; Type: SAM;
- Measurement SW: DASY52, Version 52.10 (0); SEMCAD X Version 14.6.10 (7417)

**Configuration/Flat/Area Scan (9x10x1):** Measurement grid: dx=15mm, dy=15mm
Maximum value of SAR (measured) = 0.857 W/kg

**Configuration/Flat/Zoom Scan (5x5x7)/Cube 0:** Measurement grid: dx=8mm, dy=8mm, dz=5mm
Reference Value = 25.51 V/m; Power Drift = 0.03 dB
Peak SAR (extrapolated) = 1.05 W/kg
**SAR(1 g) = 0.639 W/kg; SAR(10 g) = 0.399 W/kg**
Maximum value of SAR (measured) = 0.893 W/kg

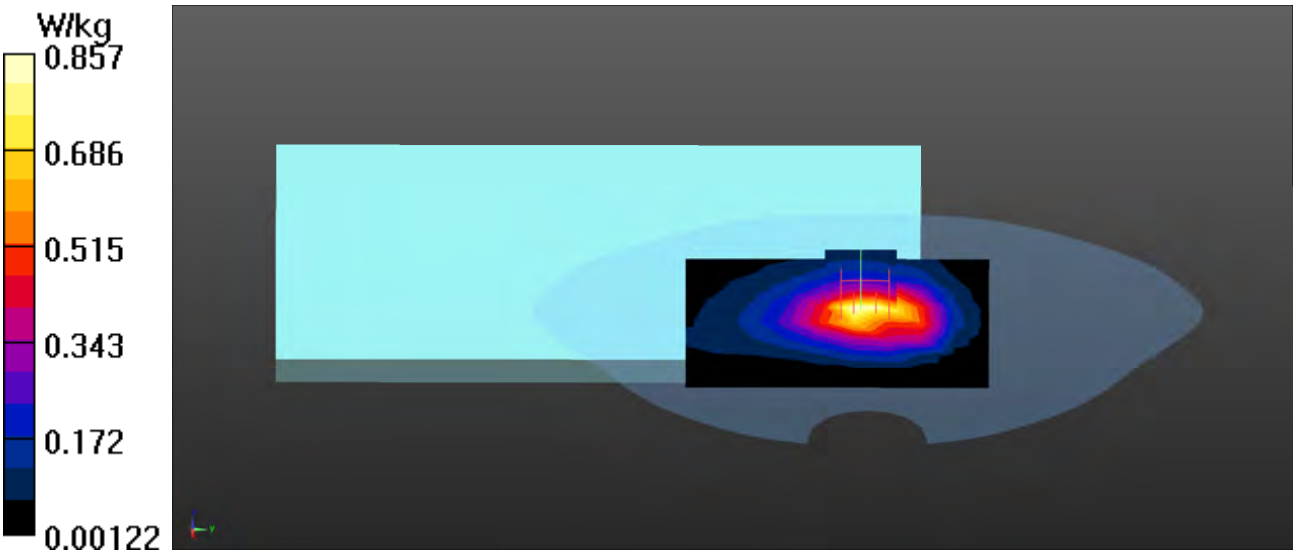

## LTE Band 17 QPSK 10M 1RB-49_Bottom (Speed_0mm), Z-Axis plot

## Channel: 23790

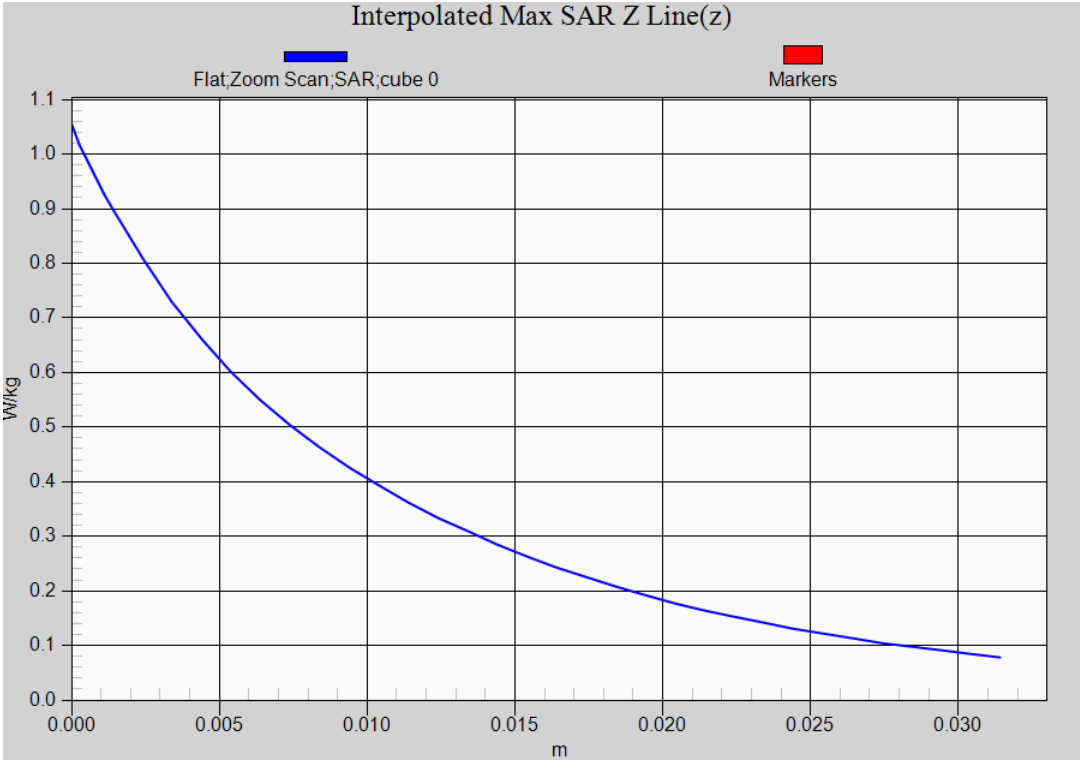

Test Laboratory: DEKRA Date: 2022/03/09

**16_LTE_Band25_QPSK_20M_26590_1RB-0_Bottom-Speed_0mm**
**DUT: 7c Modular Platform; Type: QSIP7180**
Communication System: UID 0, LTE Band25; Frequency: 1905 MHz;
Communication System PAR: 0 dB
Medium parameters used: f = 1905 MHz; $\sigma$ = 1.38 S/m; $\varepsilon_r$ = 39.99; $\rho$ = 1000 kg/m$^3$
Phantom section: Flat Section
Ambient Temperature (°C) : 23.1, Liquid Temperature (°C) : 22.3
Measurement Standard: DASY5 (IEEE/IEC/ANSI C63.19-2011)
DASY5 Configuration:

- Probe: EX3DV4 - SN3698; ConvF(7.6, 7.6, 7.6); Calibrated: 2021/11/24;
- Sensor-Surface: 1.4mm (Mechanical Surface Detection)
- Electronics: DAE4 Sn1207; Calibrated: 2021/11/22
- Phantom: SAM with left table; Type: SAM;
- Measurement SW: DASY52, Version 52.10 (0); SEMCAD X Version 14.6.10 (7417)

**Configuration/Flat/Area Scan (9x10x1):** Measurement grid: dx=15mm, dy=15mm
Maximum value of SAR (measured) = 0.850 W/kg

**Configuration/Flat/Zoom Scan (5x5x7)/Cube 0:** Measurement grid: dx=8mm, dy=8mm, dz=5mm
Reference Value = 9.997 V/m; Power Drift = 0.01 dB
Peak SAR (extrapolated) = 1.12 W/kg
**SAR(1 g) = 0.611 W/kg; SAR(10 g) = 0.335 W/kg**
Maximum value of SAR (measured) = 0.924 W/kg

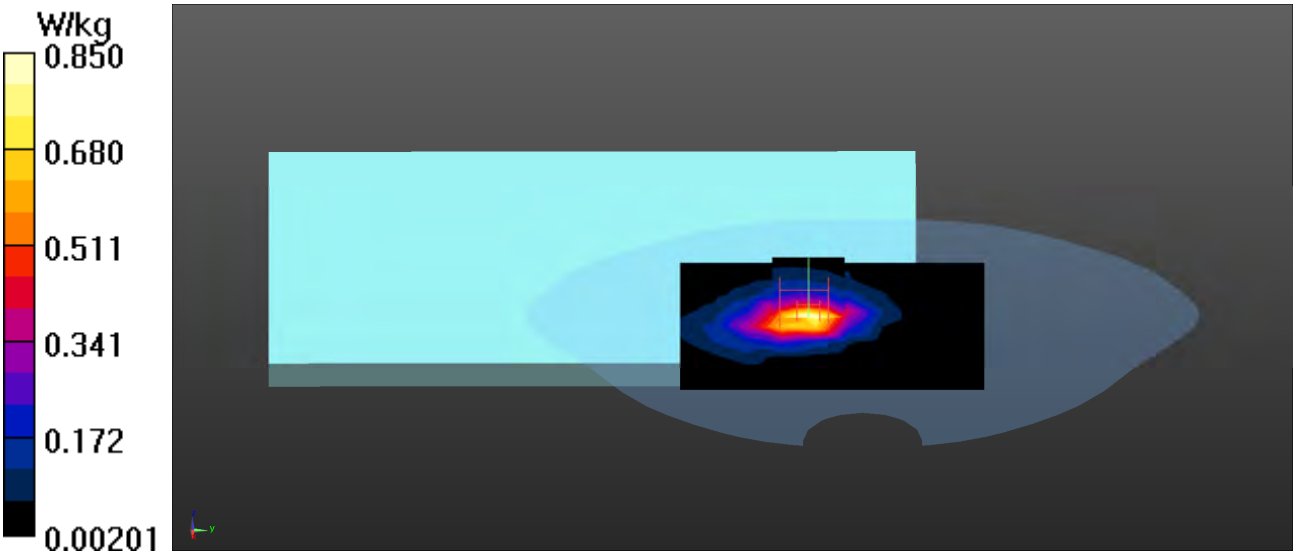

## LTE Band 25 QPSK 20M 1RB-0 Bottom (Speed 0mm) Z-Axis plot

## Channel: 26590

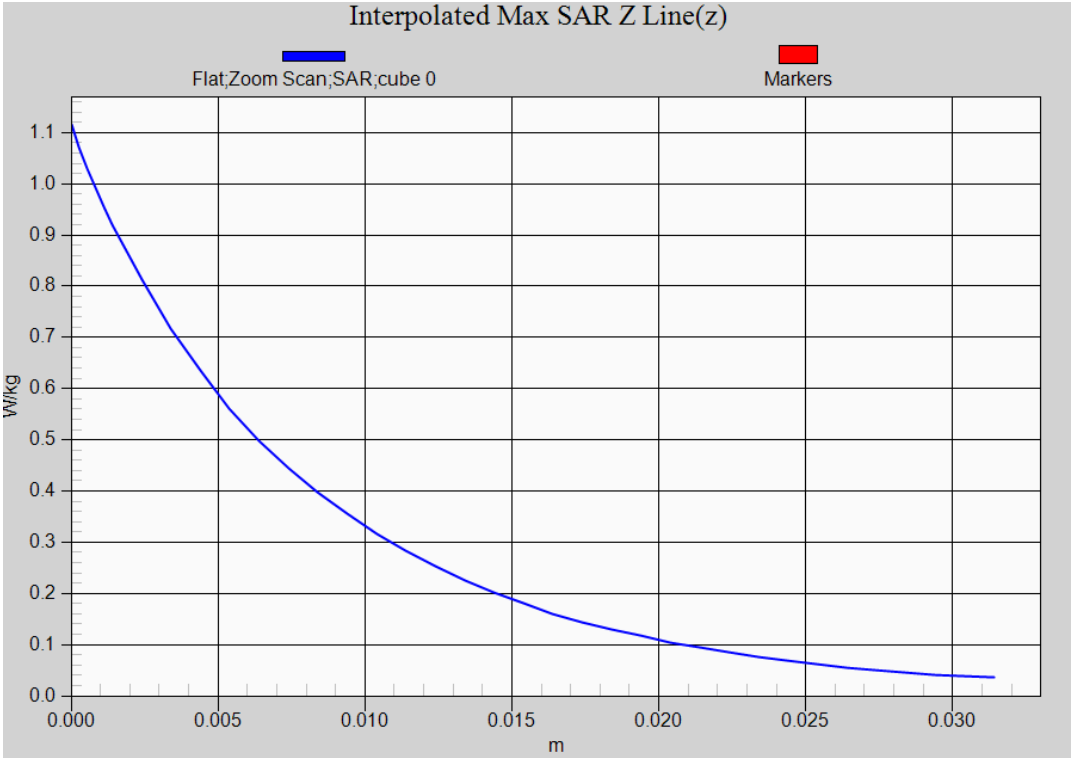

Test Laboratory: DEKRA Date: 2022/03/08

**17_LTE_Band26_QPSK_15M_26765_1RB-74_Bottom-Speed_0mm**
**DUT: 7c Modular Platform; Type: QSIP7180**
Communication System: UID 0, LTE Band26; Frequency: 821.5 MHz;
Communication System PAR: 0 dB
Medium parameters used: f = 821.5 MHz; $\sigma$ = 0.9 S/m; $\varepsilon_r$ = 41.08; $\rho$ = 1000 kg/m$^3$
Phantom section: Flat Section
Ambient Temperature (°C) : 23.3, Liquid Temperature (°C) : 22.1
Measurement Standard: DASY5 (IEEE/IEC/ANSI C63.19-2011)
DASY5 Configuration:

- Probe: EX3DV4 - SN3698; ConvF(8.9, 8.9, 8.9); Calibrated: 2021/11/24;
- Sensor-Surface: 1.4mm (Mechanical Surface Detection)
- Electronics: DAE4 Sn1207; Calibrated: 2021/11/22
- Phantom: SAM with left table; Type: SAM;
- Measurement SW: DASY52, Version 52.10 (0); SEMCAD X Version 14.6.10 (7417)

**Configuration/Flat/Area Scan (10x11x1):** Measurement grid: dx=15mm, dy=15mm
Maximum value of SAR (measured) = 0.868 W/kg

**Configuration/Flat/Zoom Scan (5x5x7)/Cube 0:** Measurement grid: dx=8mm, dy=8mm, dz=5mm
Reference Value = 25.26 V/m; Power Drift = 0.06 dB
Peak SAR (extrapolated) = 1.05 W/kg
**SAR(1 g) = 0.650 W/kg; SAR(10 g) = 0.404 W/kg**
Maximum value of SAR (measured) = 0.884 W/kg

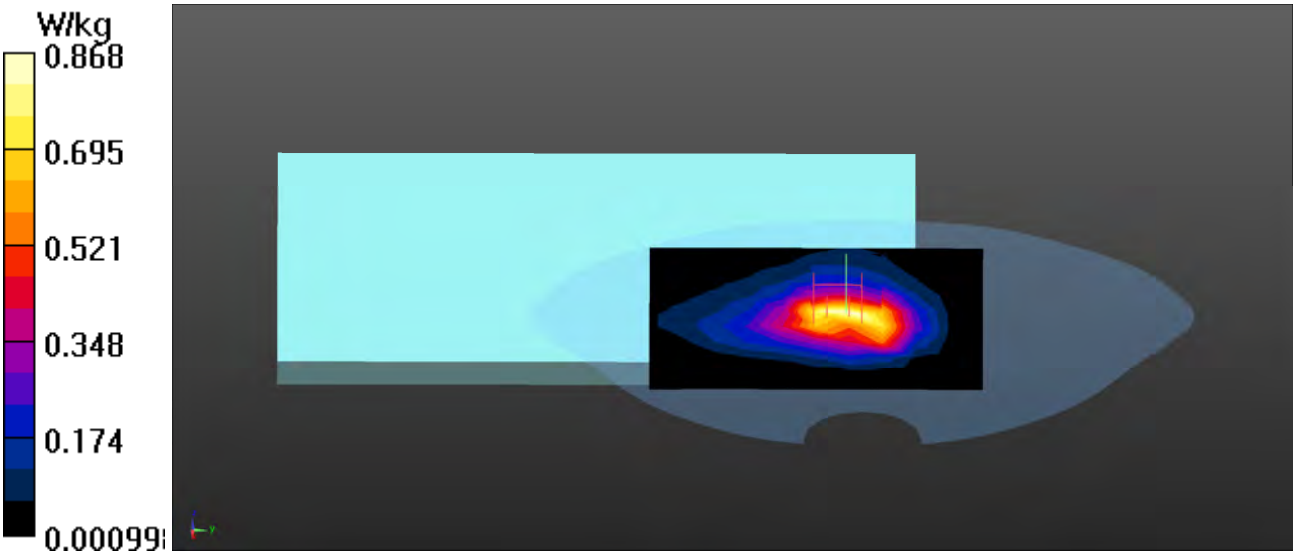

## LTE Band 26 QPSK 15M 1RB-74 Bottom (Speed_0mm) Z-Axis plot

## Channel: 26765

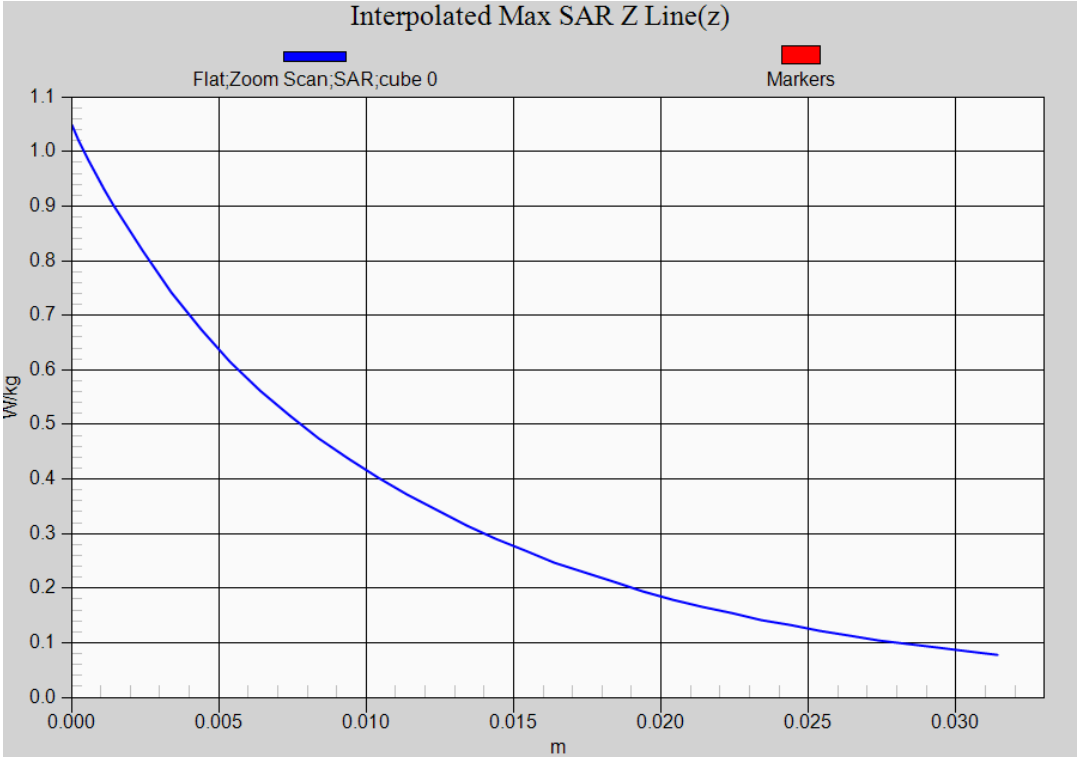

Test Laboratory: DEKRA Date: 2022/03/09

**18_LTE_Band30_QPSK_10M_27710_1RB-25_Bottom-Speed_15mm**
**DUT: 7c Modular Platform; Type: QSIP7180**
Communication System: UID 0, LTE BAND 30; Frequency: 2310 MHz;
Communication System PAR: 0 dB
Medium parameters used: f = 2310 MHz; $\sigma$ = 1.66 S/m; $\varepsilon_r$ = 39.33; $\rho$ = 1000 kg/m$^3$
Phantom section: Flat Section
Ambient Temperature (°C) : 23.1, Liquid Temperature (°C) : 22.3
Measurement Standard: DASY5 (IEEE/IEC/ANSI C63.19-2011)
DASY5 Configuration:

- Probe: EX3DV4 - SN3698; ConvF(7.39, 7.39, 7.39); Calibrated: 2021/11/24;
- Sensor-Surface: 1.4mm (Mechanical Surface Detection)
- Electronics: DAE4 Sn1207; Calibrated: 2021/11/22
- Phantom: SAM with left table; Type: SAM;
- Measurement SW: DASY52, Version 52.10 (0); SEMCAD X Version 14.6.10 (7417)

**Configuration/Flat/Area Scan (11x12x1):** Measurement grid: dx=12mm, dy=12mm
Maximum value of SAR (measured) = 1.05 W/kg

**Configuration/Flat/Zoom Scan (7x7x7)/Cube 0:** Measurement grid: dx=5mm, dy=5mm, dz=5mm
Reference Value = 22.43 V/m; Power Drift = 0.08 dB
Peak SAR (extrapolated) = 1.32 W/kg
**SAR(1 g) = 0.738 W/kg; SAR(10 g) = 0.425 W/kg**
Maximum value of SAR (measured) = 1.10 W/kg

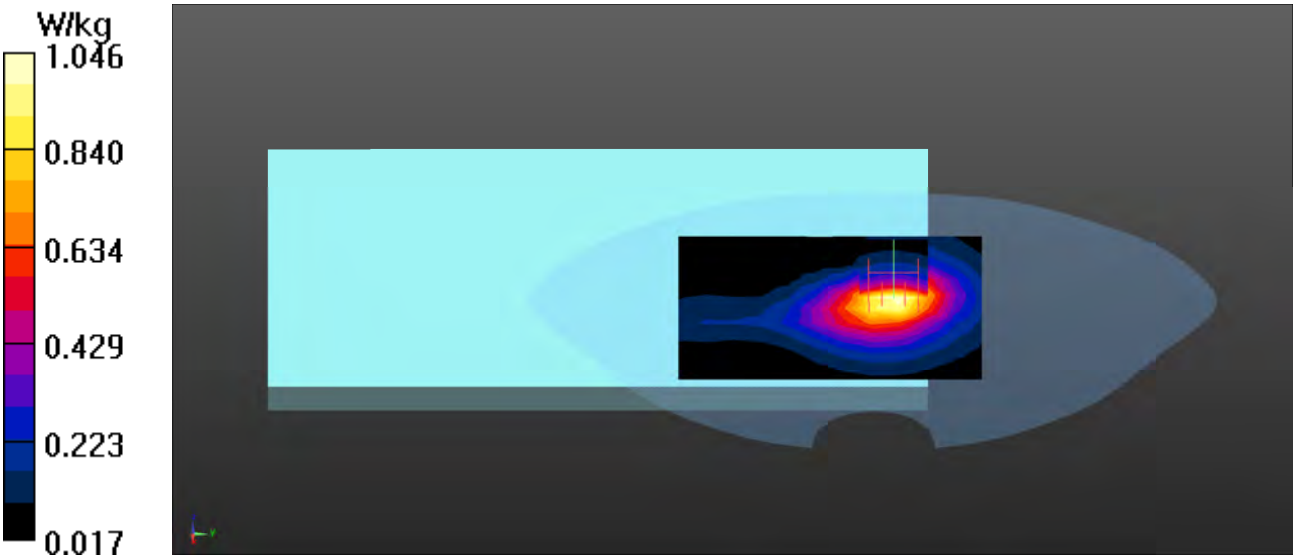

**LTE Band 30 QPSK 10M 1RB-25 Bottom (Speed 15mm) Z-Axis plot**

**Channel: 27710**

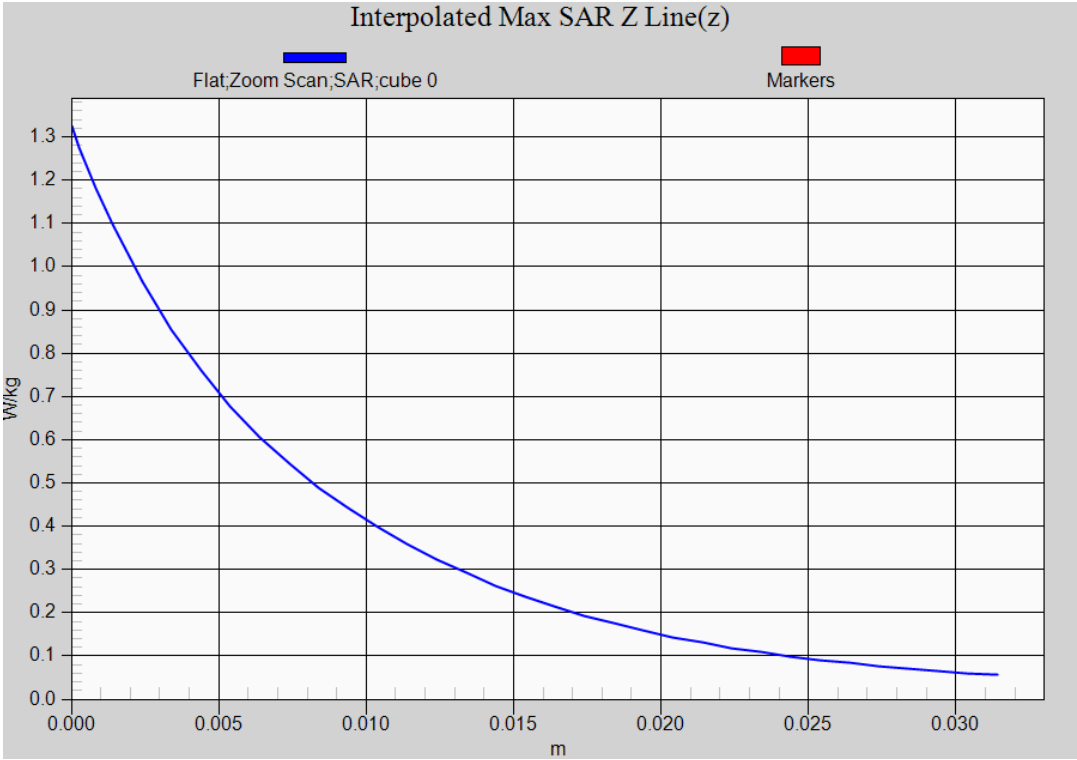

Test Laboratory: DEKRA Date: 2022/03/09

**19_LTE_Band38_QPSK_20M_37850_1RB-0_Bottom-Speed_15mm**
**DUT: 7c Modular Platform; Type: QSIP7180**
Communication System: UID 0, FCC LTE-TDD Band38; Frequency: 2580 MHz;
Communication System PAR: 2.014 dB
Medium parameters used: f = 2580 MHz; $\sigma$ = 1.93 S/m; $\varepsilon_r$ = 39.22; $\rho$ = 1000 kg/m$^3$
Phantom section: Flat Section
Ambient Temperature (°C) : 23.1, Liquid Temperature (°C) : 22.3
Measurement Standard: DASY5 (IEEE/IEC/ANSI C63.19-2011)
DASY5 Configuration:

- Probe: EX3DV4 - SN3698; ConvF(6.97, 6.97, 6.97); Calibrated: 2021/11/24;
- Sensor-Surface: 1.4mm (Mechanical Surface Detection)
- Electronics: DAE4 Sn1207; Calibrated: 2021/11/22
- Phantom: SAM with left table; Type: SAM;
- Measurement SW: DASY52, Version 52.10 (0); SEMCAD X Version 14.6.10 (7417)

**Configuration/Flat/Area Scan (10x11x1):** Measurement grid: dx=12mm, dy=12mm
Maximum value of SAR (measured) = 0.916 W/kg

**Configuration/Flat/Zoom Scan (7x7x7)/Cube 0:** Measurement grid: dx=5mm, dy=5mm, dz=5mm
Reference Value = 16.69 V/m; Power Drift = 0.06 dB
Peak SAR (extrapolated) = 1.15 W/kg
**SAR(1 g) = 0.615 W/kg; SAR(10 g) = 0.343 W/kg**
Maximum value of SAR (measured) = 0.943 W/kg

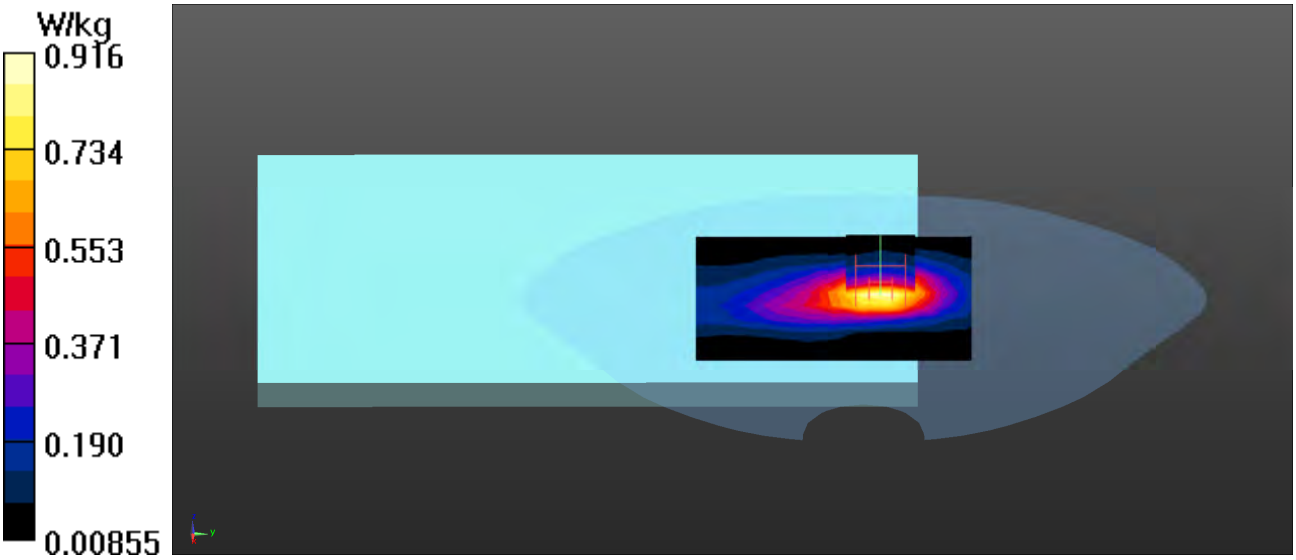

## LTE Band 38 QPSK 20M 1RB-0 Bottom (Speed 0mm) Z-Axis plot

## Channel: 37850

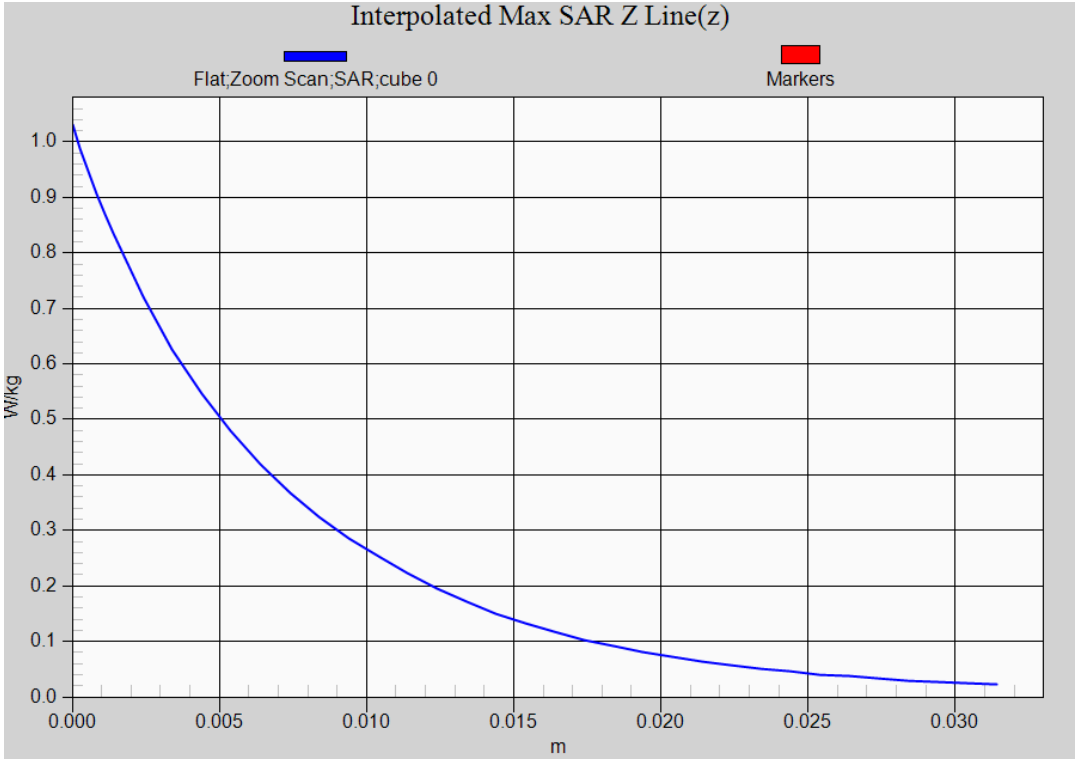

Test Laboratory: DEKRA Date: 2022/03/09

**20_LTE_Band41_QPSK_20M_39750_1RB-50_Bottom-Speed_0mm-PC2**
**DUT: 7c Modular Platform; Type: QSIP7180**
Communication System: UID 0, FCC LTE-TDD Band 41; Frequency: 2506 MHz;
Communication System PAR: 2.331 dB
Medium parameters used: f = 2506 MHz; σ = 1.89 S/m; $\varepsilon_r$ = 40.11; ρ = 1000 kg/m$^3$
Phantom section: Flat Section
Ambient Temperature (°C) : 23.1, Liquid Temperature (°C) : 22.3
Measurement Standard: DASY5 (IEEE/IEC/ANSI C63.19-2011)
DASY5 Configuration:

- Probe: EX3DV4 - SN3698; ConvF(6.97, 6.97, 6.97); Calibrated: 2021/11/24;
- Sensor-Surface: 1.4mm (Mechanical Surface Detection)
- Electronics: DAE4 Sn1207; Calibrated: 2021/11/22
- Phantom: SAM with left table; Type: SAM;
- Measurement SW: DASY52, Version 52.10 (0); SEMCAD X Version 14.6.10 (7417)

**Configuration/Flat/Area Scan (11x12x1):** Measurement grid: dx=12mm, dy=12mm
Maximum value of SAR (measured) = 1.31 W/kg

**Configuration/Flat/Zoom Scan (7x7x7)/Cube 0:** Measurement grid: dx=5mm, dy=5mm, dz=5mm
Reference Value = 16.07 V/m; Power Drift = 0.04 dB
Peak SAR (extrapolated) = 1.73 W/kg
**SAR(1 g) = 0.885 W/kg; SAR(10 g) = 0.478 W/kg**
Maximum value of SAR (measured) = 1.40 W/kg

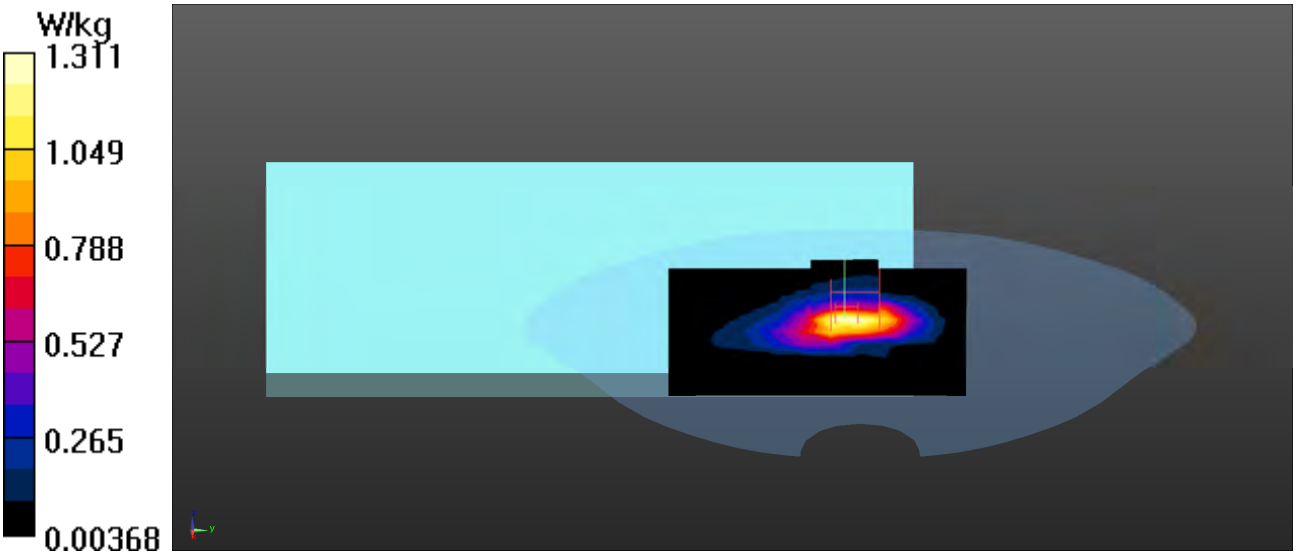

**LTE Band 41_QPSK 20M 1RB-50 Bottom (Speed 0mm-PC2) Z-Axis plot**

**Channel: 39750**

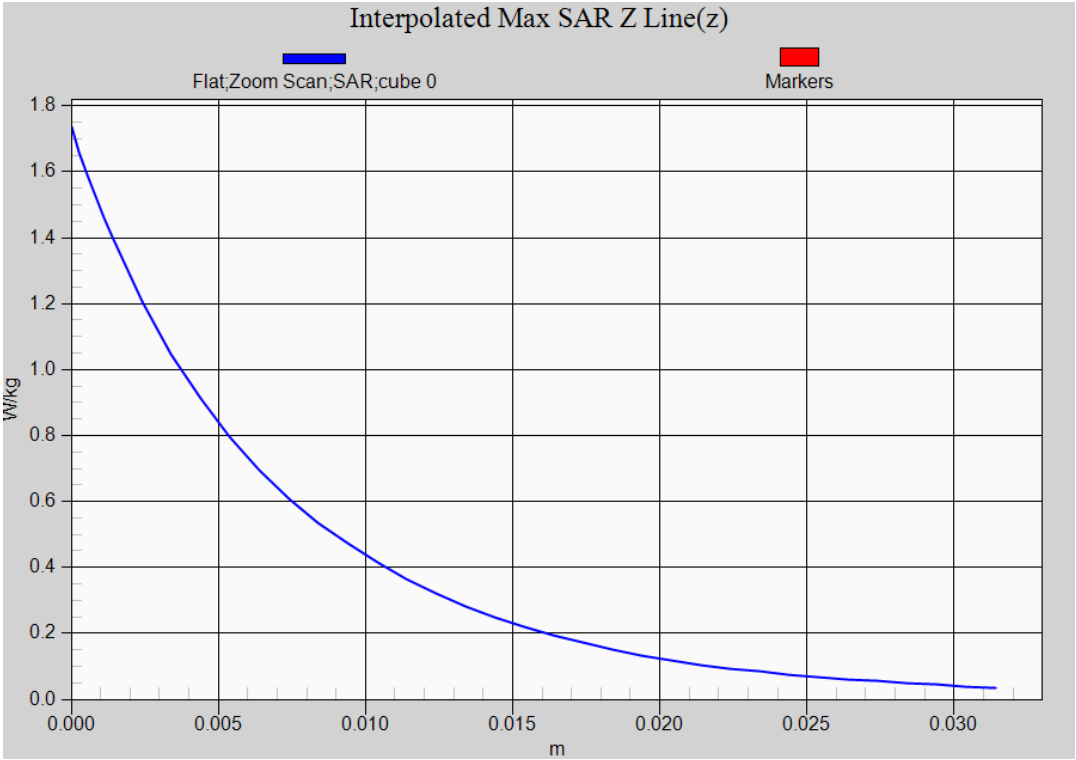

Test Laboratory: DEKRA Date: 2022/02/23

**21_LTE_Band66_QPSK_20M_132572_1RB-0_Bottom-Speed_0mm**
**DUT: 7c Modular Platform; Type: QSIP7180**
Communication System: UID 0, FCC LTE Band66; Frequency: 1770 MHz;
Communication System PAR: 0 dB
Medium parameters used: f = 1770 MHz; σ = 1.36 S/m; $\varepsilon_r$ = 40.27; ρ = 1000 kg/m$^3$
Phantom section: Flat Section
Ambient Temperature (°C) : 23.1, Liquid Temperature (°C) : 22.4
Measurement Standard: DASY5 (IEEE/IEC/ANSI C63.19-2011)
DASY5 Configuration:

- Probe: EX3DV4 - SN3698; ConvF(7.96, 7.96, 7.96); Calibrated: 2021/11/24;
- Sensor-Surface: 1.4mm (Mechanical Surface Detection)
- Electronics: DAE4 Sn1207; Calibrated: 2021/11/22
- Phantom: SAM with left table; Type: SAM;
- Measurement SW: DASY52, Version 52.10 (0); SEMCAD X Version 14.6.10 (7417)

**Configuration/Flat/Area Scan (9x10x1):** Measurement grid: dx=15mm, dy=15mm
Maximum value of SAR (measured) = 0.856 W/kg

**Configuration/Flat/Zoom Scan (5x5x7)/Cube 0:** Measurement grid: dx=8mm, dy=8mm, dz=5mm
Reference Value = 12.95 V/m; Power Drift = 0.02 dB
Peak SAR (extrapolated) = 1.10 W/kg
**SAR(1 g) = 0.595 W/kg; SAR(10 g) = 0.329 W/kg**
Maximum value of SAR (measured) = 0.885 W/kg

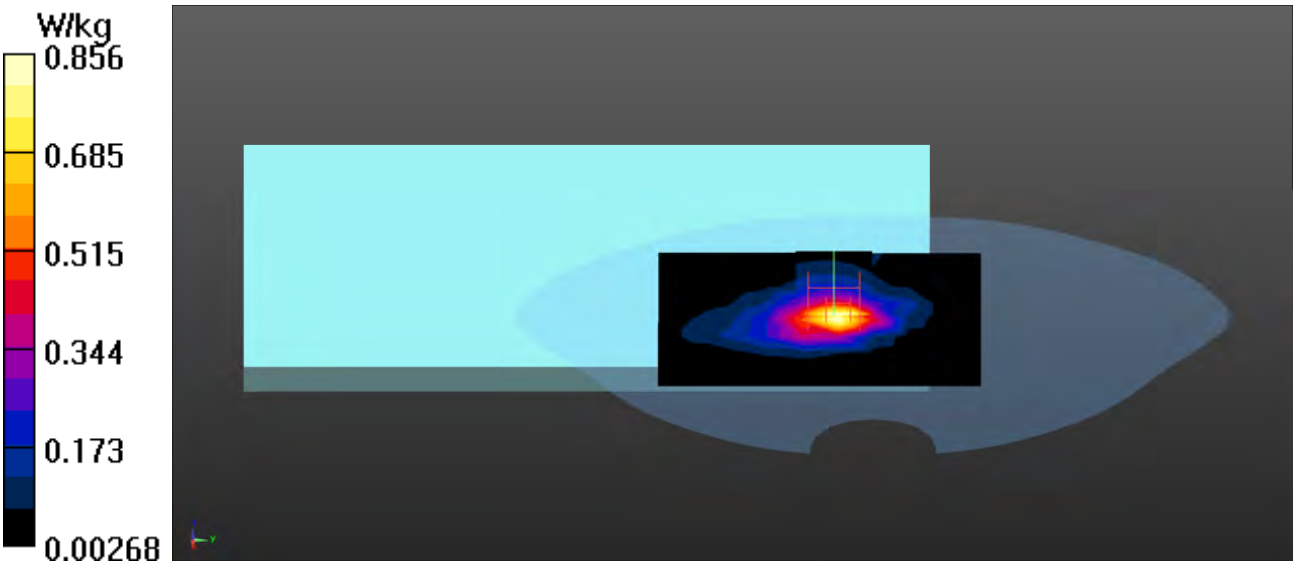

## LTE Band 66 QPSK 20M 1RB-0 Bottom (Speed_0mm) Z-Axis plot

## Channel: 132072

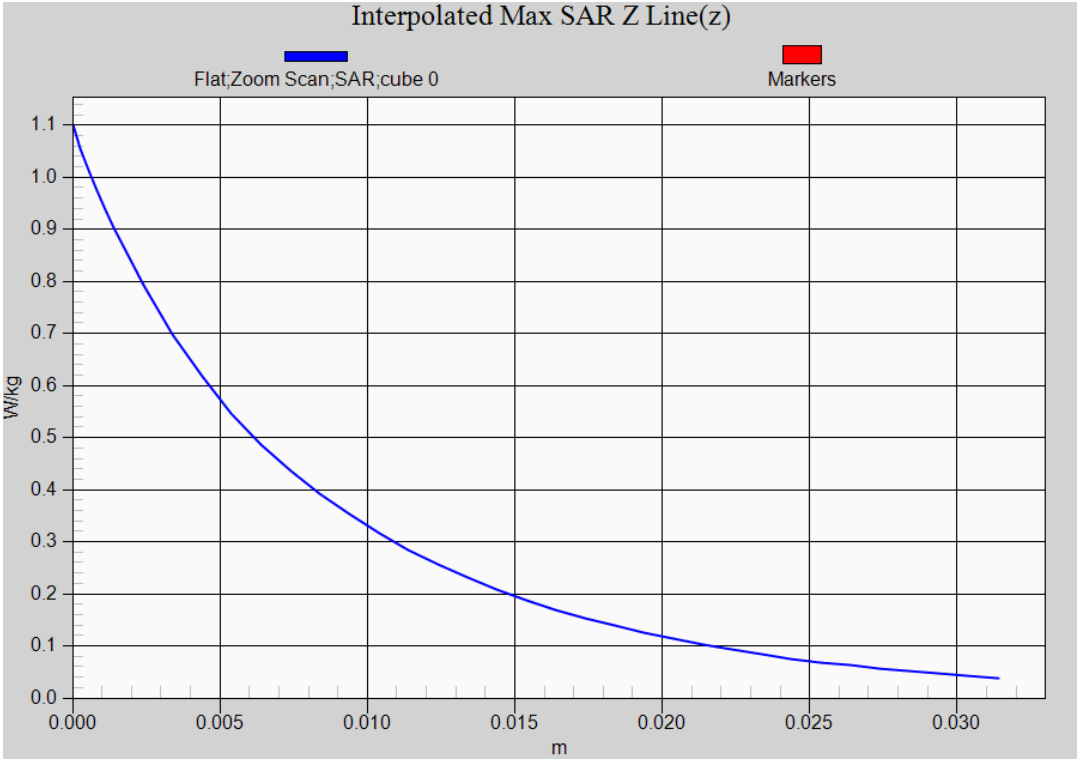

Test Laboratory: DEKRA Date: 2022/03/08

**22_LTE_Band71_QPSK_20M_133222_1RB-50_Bottom-Speed_0mm**
**DUT: 7c Modular Platform; Type: QSIP7180**
Communication System: UID 0, LTE B71; Frequency: 673 MHz;
Communication System PAR: 0 dB
Medium parameters used: f = 673 MHz; $\sigma$ = 0.86 S/m; $\varepsilon_r$ = 42.93; $\rho$ = 1000 kg/m$^3$
Phantom section: Flat Section
Ambient Temperature (°C) : 23.3, Liquid Temperature (°C) : 22.1
Measurement Standard: DASY5 (IEEE/IEC/ANSI C63.19-2011)
DASY5 Configuration:

- Probe: EX3DV4 - SN3698; ConvF(9.1, 9.1, 9.1); Calibrated: 2021/11/24;
- Sensor-Surface: 1.4mm (Mechanical Surface Detection)
- Electronics: DAE4 Sn1207; Calibrated: 2021/11/22
- Phantom: SAM with left table; Type: SAM;
- Measurement SW: DASY52, Version 52.10 (0); SEMCAD X Version 14.6.10 (7417)

**Configuration/Flat/Area Scan (9x10x1):** Measurement grid: dx=15mm, dy=15mm
Maximum value of SAR (measured) = 0.905 W/kg

**Configuration/Flat/Zoom Scan (5x5x7)/Cube 0:** Measurement grid: dx=8mm, dy=8mm, dz=5mm
Reference Value = 27.53 V/m; Power Drift = 0.02 dB
Peak SAR (extrapolated) = 1.13 W/kg
**SAR(1 g) = 0.691 W/kg; SAR(10 g) = 0.436 W/kg**
Maximum value of SAR (measured) = 0.962 W/kg

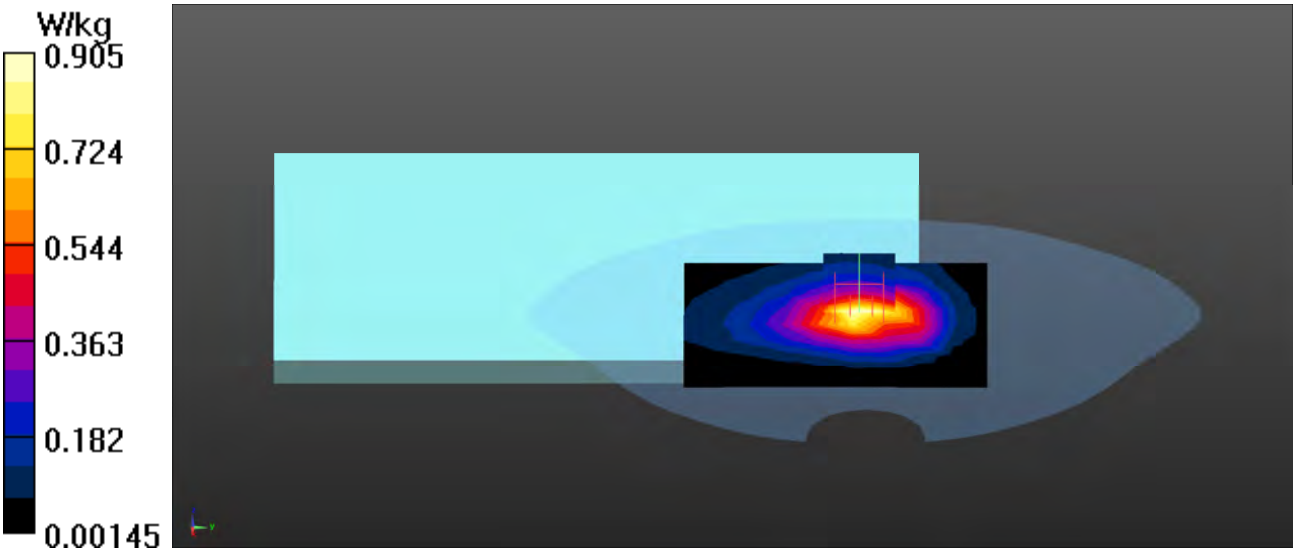

## LTE Band 71_QPSK 20M 1RB-50 Bottom (Speed 0mm) Z-Axis plot

## Channel: 133222

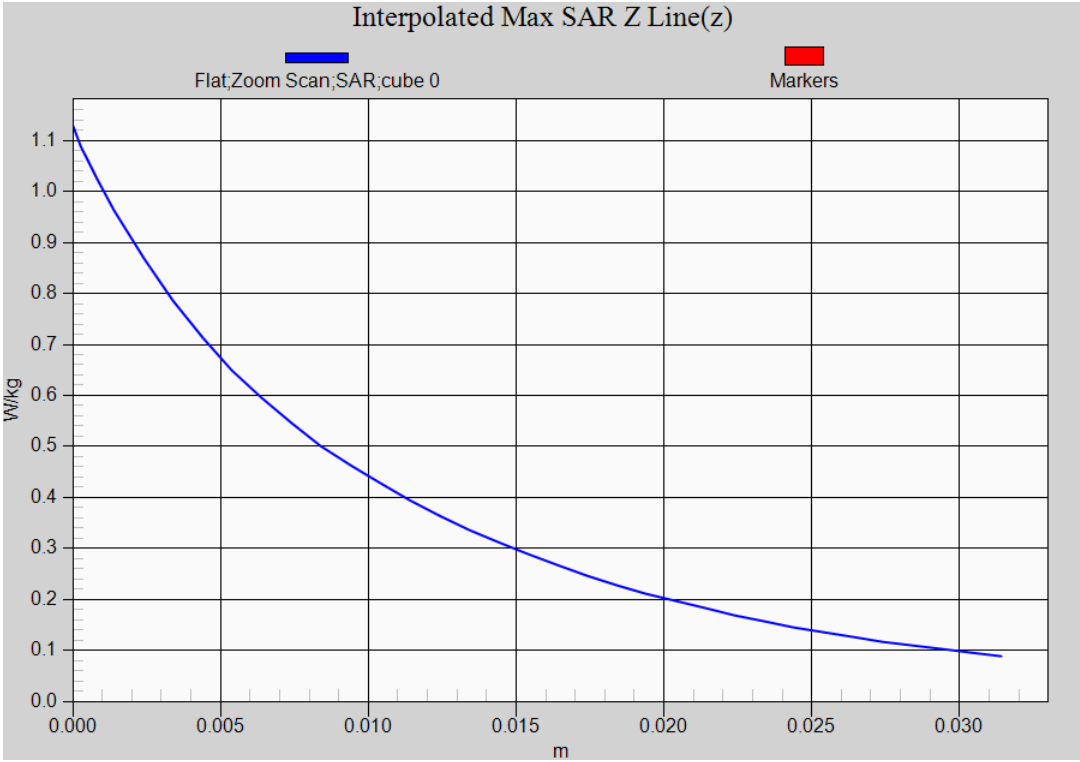

# Appendix D. Probe Calibration

**Calibration Laboratory of**
Schmid & Partner
Engineering AG
**Zeughausstrasse 43, 8004 Zurich, Switzerland**

**S** Schweizerischer Kalibrierdienst
**C** Service suisse d'étalonnage
Servizio svizzero di taratura
**S** Swiss Calibration Service

Accredited by the Swiss Accreditation Service (SAS)
**The Swiss Accreditation Service is one of the signatories to the EA Multilateral Agreement for the recognition of calibration certificates**

**Accreditation No.: SCS 0108**

**Client** **DEKRA (Auden)**

**Certificate No: EX3-3698_Nov21**

# CALIBRATION CERTIFICATE

| | |
|---|---|
| Object | EX3DV4 - SN:3698 |
| Calibration procedure(s) | QA CAL-01.v9, QA CAL-12.v9, QA CAL-14.v6, QA CAL-23.v5, QA CAL-25.v7<br>Calibration procedure for dosimetric E-field probes |
| Calibration date: | November 24, 2021 |

This calibration certificate documents the traceability to national standards, which realize the physical units of measurements (SI).
The measurements and the uncertainties with confidence probability are given on the following pages and are part of the certificate.

All calibrations have been conducted in the closed laboratory facility: environment temperature (22 ± 3)°C and humidity < 70%.

Calibration Equipment used (M&TE critical for calibration)

| Primary Standards | ID | Cal Date (Certificate No.) | Scheduled Calibration |
|---|---|---|---|
| Power meter NRP | SN: 104778 | 09-Apr-21 (No. 217-03291/03292) | Apr-22 |
| Power sensor NRP-Z91 | SN: 103244 | 09-Apr-21 (No. 217-03291) | Apr-22 |
| Power sensor NRP-Z91 | SN: 103245 | 09-Apr-21 (No. 217-03292) | Apr-22 |
| Reference 20 dB Attenuator | SN: CC2552 (20x) | 09-Apr-21 (No. 217-03343) | Apr-22 |
| DAE4 | SN: 660 | 23-Dec-20 (No. DAE4-660_Dec20) | Dec-21 |
| Reference Probe ES3DV2 | SN: 3013 | 30-Dec-20 (No. ES3-3013_Dec20) | Dec-21 |
| | | | |
| Secondary Standards | ID | Check Date (in house) | Scheduled Check |
| Power meter E4419B | SN: GB41293874 | 06-Apr-16 (in house check Jun-20) | In house check: Jun-22 |
| Power sensor E4412A | SN: MY41498087 | 06-Apr-16 (in house check Jun-20) | In house check: Jun-22 |
| Power sensor E4412A | SN: 000110210 | 06-Apr-16 (in house check Jun-20) | In house check: Jun-22 |
| RF generator HP 8648C | SN: US3642U01700 | 04-Aug-99 (in house check Jun-20) | In house check: Jun-22 |
| Network Analyzer E8358A | SN: US41080477 | 31-Mar-14 (in house check Oct-20) | In house check: Oct-22 |

| | Name | Function | Signature |
|---|---|---|---|
| Calibrated by: | Jeton Kastrati | Laboratory Technician | |
| Approved by: | Niels Kuster | Quality Manager | |

Issued: November 26, 2021

This calibration certificate shall not be reproduced except in full without written approval of the laboratory.

## Glossary:

| | |
|---|---|
| TSL | tissue simulating liquid |
| NORMx,y,z | sensitivity in free space |
| ConvF | sensitivity in TSL / NORMx,y,z |
| DCP | diode compression point |
| CF | crest factor (1/duty_cycle) of the RF signal |
| A, B, C, D | modulation dependent linearization parameters |
| Polarization φ | φ rotation around probe axis |
| Polarization ϑ | ϑ rotation around an axis that is in the plane normal to probe axis (at measurement center), i.e., ϑ = 0 is normal to probe axis |
| Connector Angle | information used in DASY system to align probe sensor X to the robot coordinate system |

## Calibration is Performed According to the Following Standards:

a) IEC/IEEE 62209-1528, "Measurement Procedure For The Assessment Of Specific Absorption Rate Of Human Exposure To Radio Frequency Fields From Hand-Held And Body-Worn Wireless Communication Devices - Part 1528: Human Models, Instrumentation And Procedures (Frequency Range of 4 MHz to 10 GHz)", October 2020.

b) KDB 865664, "SAR Measurement Requirements for 100 MHz to 6 GHz"

## Methods Applied and Interpretation of Parameters:

- *NORMx,y,z:* Assessed for E-field polarization ϑ = 0 (f ≤ 900 MHz in TEM-cell; f > 1800 MHz: R22 waveguide). NORMx,y,z are only intermediate values, i.e., the uncertainties of NORMx,y,z does not affect the $E^2$-field uncertainty inside TSL (see below *ConvF*).
- *NORM(f)x,y,z = NORMx,y,z * frequency_response* (see Frequency Response Chart). This linearization is implemented in DASY4 software versions later than 4.2. The uncertainty of the frequency response is included in the stated uncertainty of *ConvF*.
- *DCPx,y,z:* DCP are numerical linearization parameters assessed based on the data of power sweep with CW signal (no uncertainty required). DCP does not depend on frequency nor media.
- *PAR:* PAR is the Peak to Average Ratio that is not calibrated but determined based on the signal characteristics
- *Ax,y,z; Bx,y,z; Cx,y,z; Dx,y,z; VRx,y,z: A, B, C, D* are numerical linearization parameters assessed based on the data of power sweep for specific modulation signal. The parameters do not depend on frequency nor media. *VR* is the maximum calibration range expressed in RMS voltage across the diode.
- *ConvF and Boundary Effect Parameters:* Assessed in flat phantom using E-field (or Temperature Transfer Standard for f ≤ 800 MHz) and inside waveguide using analytical field distributions based on power measurements for f > 800 MHz. The same setups are used for assessment of the parameters applied for boundary compensation (alpha, depth) of which typical uncertainty values are given. These parameters are used in DASY4 software to improve probe accuracy close to the boundary. The sensitivity in TSL corresponds to *NORMx,y,z * ConvF* whereby the uncertainty corresponds to that given for *ConvF*. A frequency dependent *ConvF* is used in DASY version 4.4 and higher which allows extending the validity from ± 50 MHz to ± 100 MHz.
- *Spherical isotropy (3D deviation from isotropy)*: in a field of low gradients realized using a flat phantom exposed by a patch antenna.
- *Sensor Offset*: The sensor offset corresponds to the offset of virtual measurement center from the probe tip (on probe axis). No tolerance required.
- *Connector Angle*: The angle is assessed using the information gained by determining the *NORMx* (no uncertainty required).

# DASY/EASY - Parameters of Probe: EX3DV4 - SN:3698

## Basic Calibration Parameters

| | Sensor X | Sensor Y | Sensor Z | Unc (k=2) |
|---|---|---|---|---|
| Norm ($\mu V/(V/m)^2$)[A] | 0.41 | 0.34 | 0.37 | ± 10.1 % |
| DCP (mV)[B] | 105.0 | 101.0 | 105.0 | |

## Calibration Results for Modulation Response

| UID | Communication System Name | | A dB | B dB√μV | C | D dB | VR mV | Max dev. | Unc[E] (k=2) |
|---|---|---|---|---|---|---|---|---|---|
| 0 | CW | X | 0.0 | 0.0 | 1.0 | 0.00 | 147.1 | ±3.3 % | ± 4.7 % |
| | | Y | 0.0 | 0.0 | 1.0 | | 129.5 | | |
| | | Z | 0.0 | 0.0 | 1.0 | | 141.3 | | |

The reported uncertainty of measurement is stated as the standard uncertainty of measurement multiplied by the coverage factor k=2, which for a normal distribution corresponds to a coverage probability of approximately 95%.

[A] The uncertainties of Norm X,Y,Z do not affect the $E^2$-field uncertainty inside TSL (see Page 5).
[B] Numerical linearization parameter: uncertainty not required.
[E] Uncertainty is determined using the max. deviation from linear response applying rectangular distribution and is expressed for the square of the field value.

# DASY/EASY - Parameters of Probe: EX3DV4 - SN:3698

## Other Probe Parameters

| | |
|---|---|
| Sensor Arrangement | Triangular |
| Connector Angle (°) | -137 |
| Mechanical Surface Detection Mode | enabled |
| Optical Surface Detection Mode | disabled |
| Probe Overall Length | 337 mm |
| Probe Body Diameter | 10 mm |
| Tip Length | 9 mm |
| Tip Diameter | 2.5 mm |
| Probe Tip to Sensor X Calibration Point | 1 mm |
| Probe Tip to Sensor Y Calibration Point | 1 mm |
| Probe Tip to Sensor Z Calibration Point | 1 mm |
| Recommended Measurement Distance from Surface | 1.4 mm |

**Note**: Measurement distance from surface can be increased to 3-4 mm for an *Area Scan* job.

# DASY/EASY - Parameters of Probe: EX3DV4 - SN:3698

## Calibration Parameter Determined in Head Tissue Simulating Media

| f (MHz) [C] | Relative Permittivity [F] | Conductivity (S/m) [F] | ConvF X | ConvF Y | ConvF Z | Alpha [G] | Depth [G] (mm) | Unc (k=2) |
|---|---|---|---|---|---|---|---|---|
| 450 | 43.5 | 0.87 | 9.73 | 9.73 | 9.73 | 0.16 | 1.30 | ± 13.3 % |
| 750 | 41.9 | 0.89 | 9.10 | 9.10 | 9.10 | 0.46 | 0.80 | ± 12.0 % |
| 835 | 41.5 | 0.90 | 8.90 | 8.90 | 8.90 | 0.38 | 0.96 | ± 12.0 % |
| 900 | 41.5 | 0.97 | 8.81 | 8.81 | 8.81 | 0.47 | 0.80 | ± 12.0 % |
| 1450 | 40.5 | 1.20 | 8.18 | 8.18 | 8.18 | 0.58 | 0.80 | ± 12.0 % |
| 1640 | 40.2 | 1.31 | 8.08 | 8.08 | 8.08 | 0.30 | 0.86 | ± 12.0 % |
| 1750 | 40.1 | 1.37 | 7.96 | 7.96 | 7.96 | 0.28 | 0.86 | ± 12.0 % |
| 1950 | 40.0 | 1.40 | 7.60 | 7.60 | 7.60 | 0.39 | 0.86 | ± 12.0 % |
| 2300 | 39.5 | 1.67 | 7.39 | 7.39 | 7.39 | 0.33 | 0.90 | ± 12.0 % |
| 2450 | 39.2 | 1.80 | 7.19 | 7.19 | 7.19 | 0.27 | 0.90 | ± 12.0 % |
| 2600 | 39.0 | 1.96 | 6.97 | 6.97 | 6.97 | 0.36 | 0.90 | ± 12.0 % |
| 3300 | 38.2 | 2.71 | 6.65 | 6.65 | 6.65 | 0.30 | 1.35 | ± 13.1 % |
| 3500 | 37.9 | 2.91 | 6.30 | 6.30 | 6.30 | 0.35 | 1.30 | ± 13.1 % |
| 3700 | 37.7 | 3.12 | 6.15 | 6.15 | 6.15 | 0.35 | 1.30 | ± 13.1 % |
| 5250 | 35.9 | 4.71 | 4.70 | 4.70 | 4.70 | 0.40 | 1.80 | ± 13.1 % |
| 5600 | 35.5 | 5.07 | 4.35 | 4.35 | 4.35 | 0.40 | 1.80 | ± 13.1 % |
| 5800 | 35.3 | 5.27 | 4.58 | 4.58 | 4.58 | 0.40 | 1.80 | ± 13.1 % |

[C] Frequency validity above 300 MHz of ± 100 MHz only applies for DASY v4.4 and higher (see Page 2), else it is restricted to ± 50 MHz. The uncertainty is the RSS of the ConvF uncertainty at calibration frequency and the uncertainty for the indicated frequency band. Frequency validity below 300 MHz is ± 10, 25, 40, 50 and 70 MHz for ConvF assessments at 30, 64, 128, 150 and 220 MHz respectively. Validity of ConvF assessed at 6 MHz is 4-9 MHz, and ConvF assessed at 13 MHz is 9-19 MHz. Above 5 GHz frequency validity can be extended to ± 110 MHz.

[F] At frequencies below 3 GHz, the validity of tissue parameters ($\varepsilon$ and $\sigma$) can be relaxed to ± 10% if liquid compensation formula is applied to measured SAR values. At frequencies above 3 GHz, the validity of tissue parameters ($\varepsilon$ and $\sigma$) is restricted to ± 5%. The uncertainty is the RSS of the ConvF uncertainty for indicated target tissue parameters.

[G] Alpha/Depth are determined during calibration. SPEAG warrants that the remaining deviation due to the boundary effect after compensation is always less than ± 1% for frequencies below 3 GHz and below ± 2% for frequencies between 3-6 GHz at any distance larger than half the probe tip diameter from the boundary.

# Frequency Response of E-Field

**(TEM-Cell:ifi110 EXX, Waveguide: R22)**

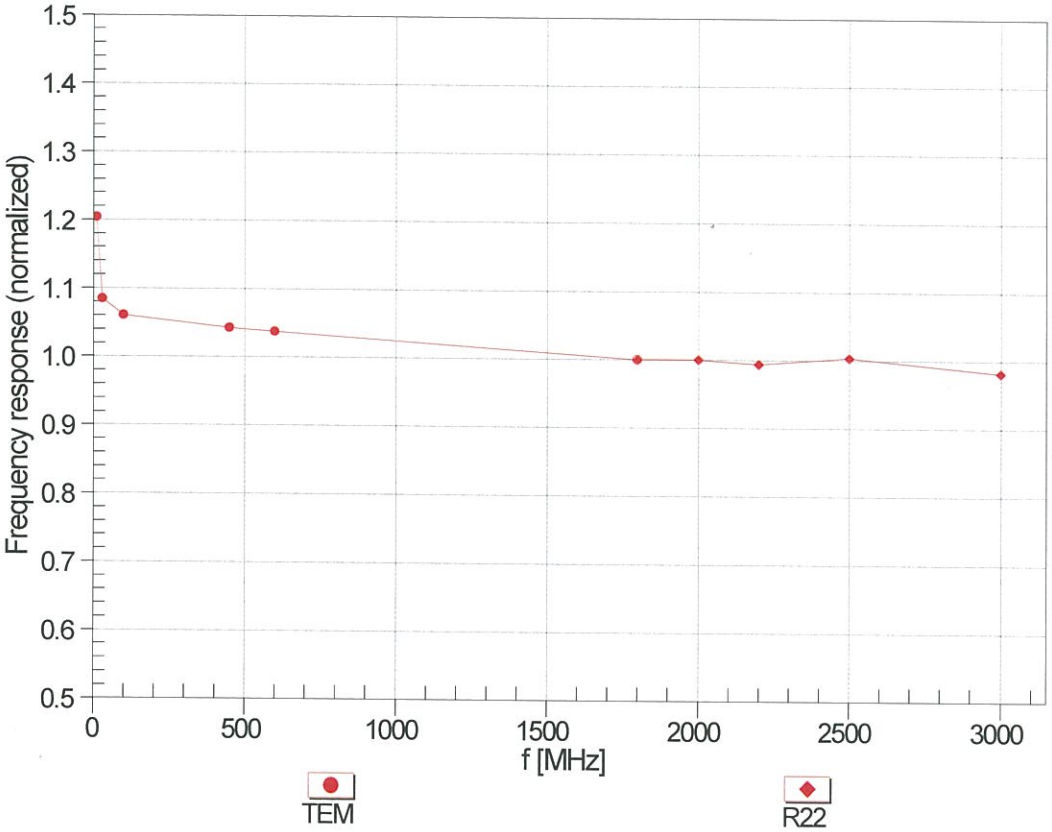


**Uncertainty of Frequency Response of E-field: ± 6.3% (k=2)**

# Receiving Pattern (ϕ), ϑ = 0°

f=600 MHz,TEM

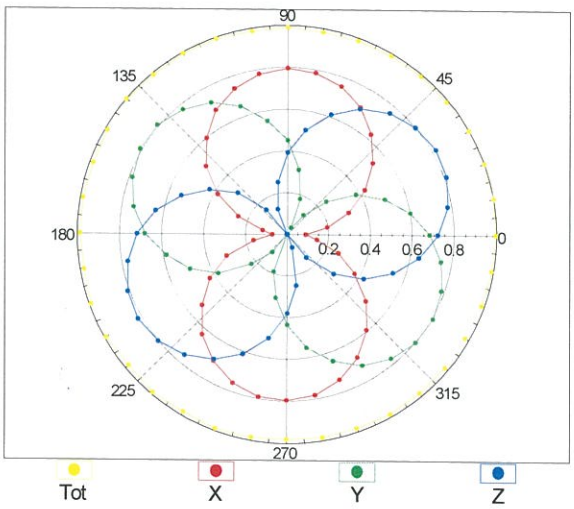


f=1800 MHz,R22

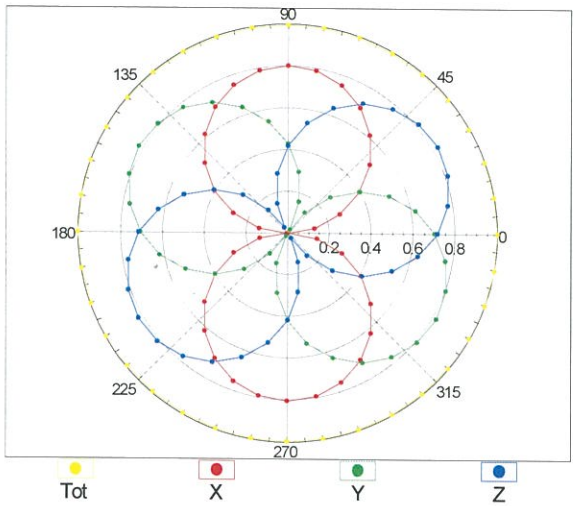


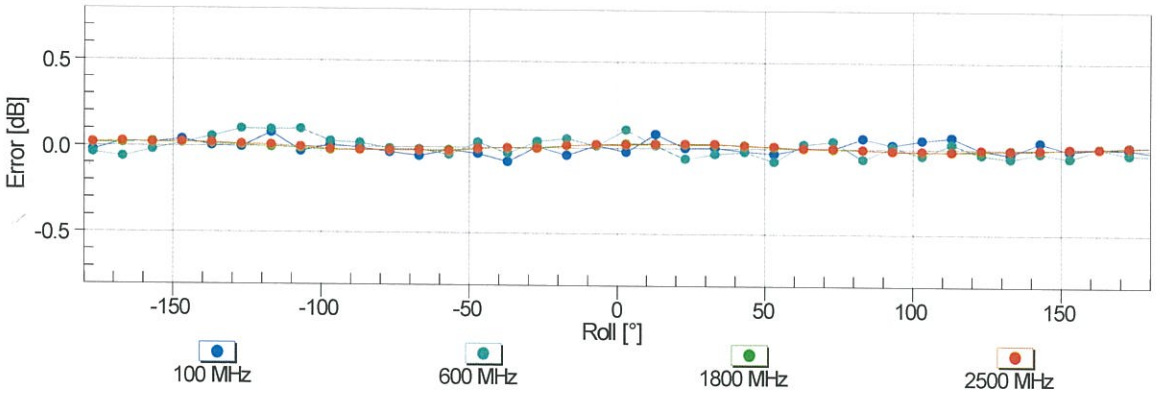


**Uncertainty of Axial Isotropy Assessment: ± 0.5% (k=2)**

# Dynamic Range f($SAR_{head}$)

**(TEM cell , $f_{eval}$= 1900 MHz)**

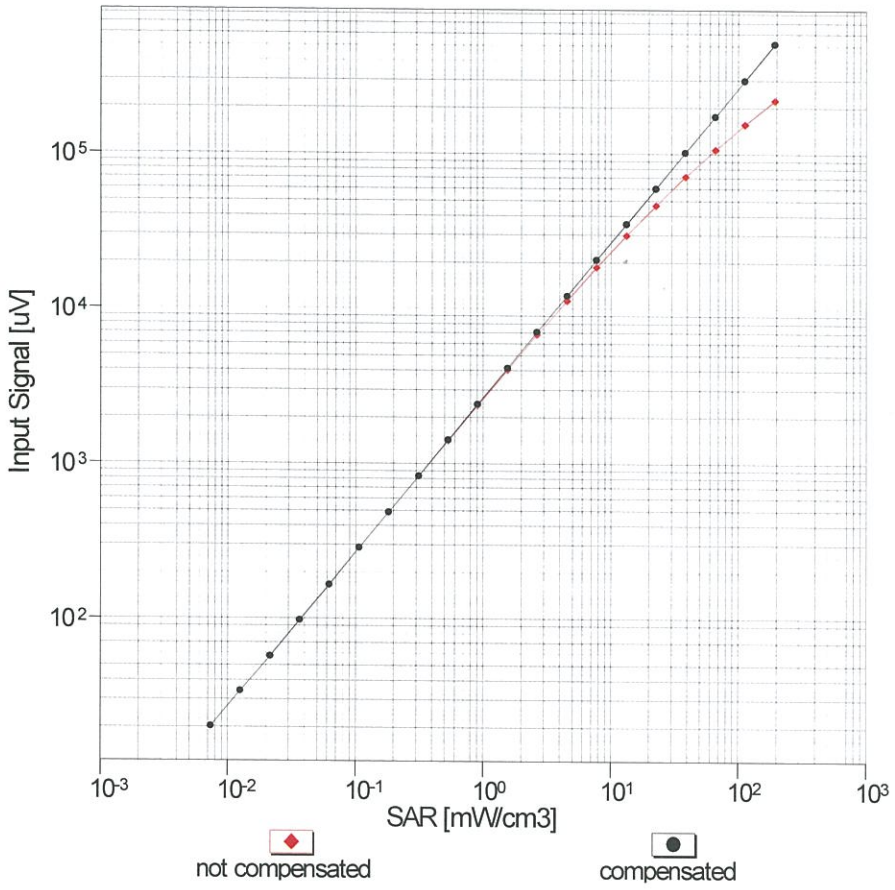


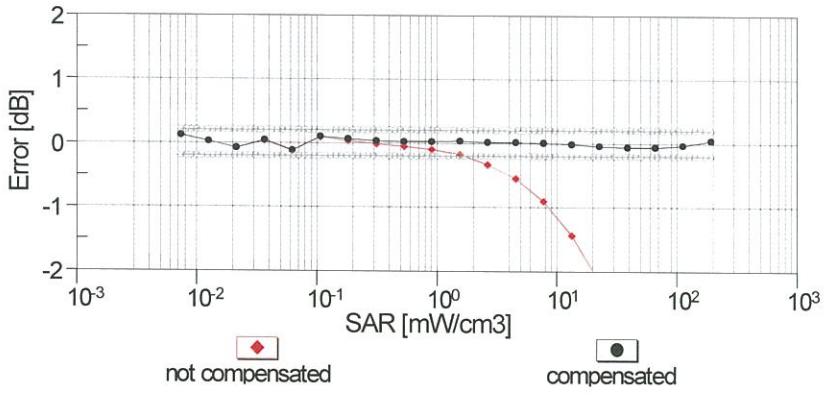


**Uncertainty of Linearity Assessment: ± 0.6% (k=2)**

# Conversion Factor Assessment

f = 835 MHz,WGLS R9 (H_convF)

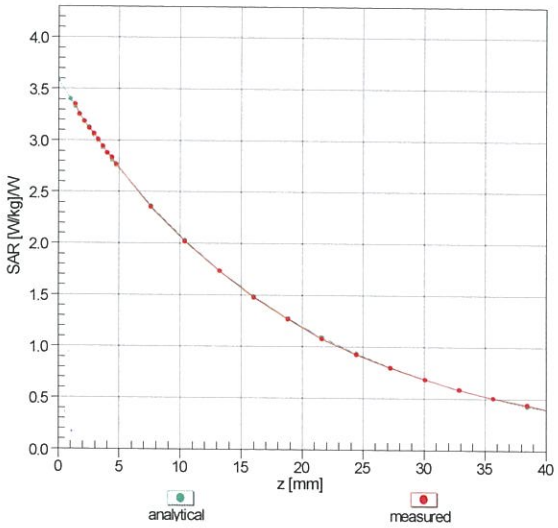


f = 1950 MHz,WGLS R22 (H_convF)

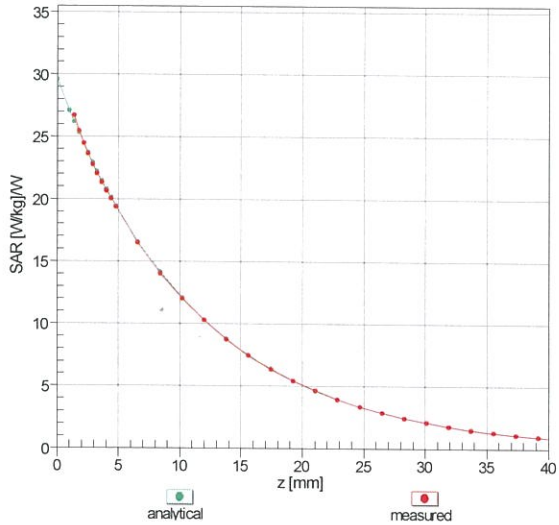


# Deviation from Isotropy in Liquid

**Error (ϕ, ϑ), f = 900 MHz**

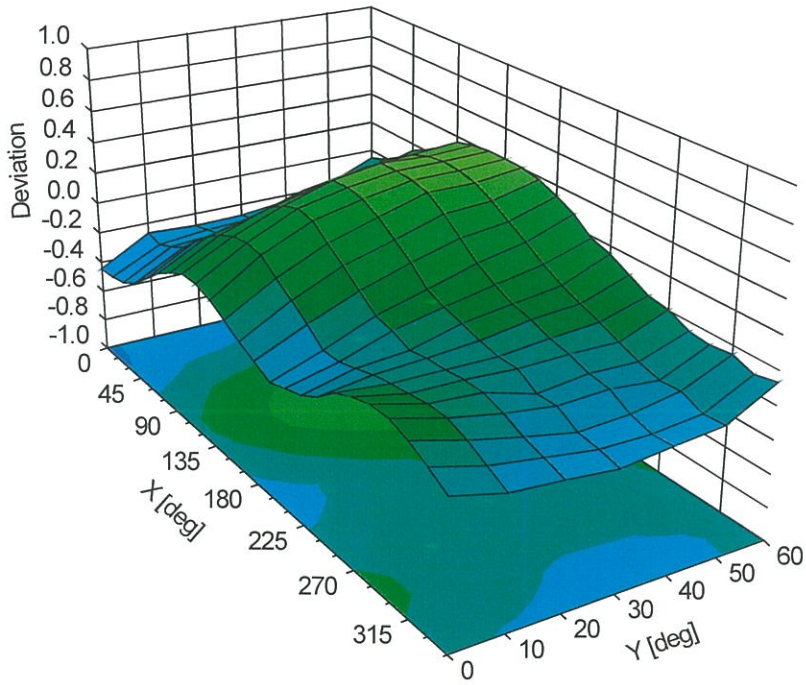


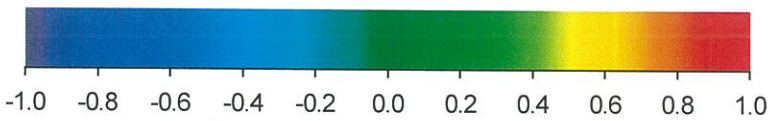


**Uncertainty of Spherical Isotropy Assessment: ± 2.6% (k=2)**

# Appendix E. Dipole Calibration

| Instrument | Manufacturer | Model No. | Serial No. |
|---|---|---|---|
| Reference Dipole 750MHz | Speag | D750V3 | 1031 |
| Reference Dipole 1750MHz | Speag | D1750V2 | 1113 |
| Reference Dipole 1950MHz | Speag | D1950V3 | 1213 |
| Reference Dipole 2300MHz | Speag | D2300V2 | 1045 |
| Reference Dipole 2450MHz | Speag | D2450V2 | 930 |
| Reference Dipole 2600MHz | Aprel | ALS-D-2600-S-2 | QTK-225 |
| Reference Dipole 5GHz | Speag | D5GHzV2 | 1041 |

**Calibration Laboratory of**
Schmid & Partner
Engineering AG
**Zeughausstrasse 43, 8004 Zurich, Switzerland**

**S** Schweizerischer Kalibrierdienst
**C** Service suisse d'étalonnage
Servizio svizzero di taratura
**S** Swiss Calibration Service

Accredited by the Swiss Accreditation Service (SAS)
**The Swiss Accreditation Service is one of the signatories to the EA Multilateral Agreement for the recognition of calibration certificates**

**Accreditation No.: SCS 0108**

**Client** **DEKRA (Auden)**

**Certificate No: D750V3-1031_May20**

# CALIBRATION CERTIFICATE

| | |
|---|---|
| Object | D750V3 - SN:1031 |
| Calibration procedure(s) | QA CAL-05.v11<br>Calibration Procedure for SAR Validation Sources between 0.7-3 GHz |
| Calibration date: | May 27, 2020 |

This calibration certificate documents the traceability to national standards, which realize the physical units of measurements (SI).
The measurements and the uncertainties with confidence probability are given on the following pages and are part of the certificate.

All calibrations have been conducted in the closed laboratory facility: environment temperature (22 ± 3)°C and humidity < 70%.

Calibration Equipment used (M&TE critical for calibration)

| Primary Standards | ID # | Cal Date (Certificate No.) | Scheduled Calibration |
|---|---|---|---|
| Power meter NRP | SN: 104778 | 01-Apr-20 (No. 217-03100/03101) | Apr-21 |
| Power sensor NRP-Z91 | SN: 103244 | 01-Apr-20 (No. 217-03100) | Apr-21 |
| Power sensor NRP-Z91 | SN: 103245 | 01-Apr-20 (No. 217-03101) | Apr-21 |
| Reference 20 dB Attenuator | SN: BH9394 (20k) | 31-Mar-20 (No. 217-03106) | Apr-21 |
| Type-N mismatch combination | SN: 310982 / 06327 | 31-Mar-20 (No. 217-03104) | Apr-21 |
| Reference Probe EX3DV4 | SN: 7349 | 31-Dec-19 (No. EX3-7349_Dec19) | Dec-20 |
| DAE4 | SN: 601 | 27-Dec-19 (No. DAE4-601_Dec19) | Dec-20 |

| Secondary Standards | ID # | Check Date (in house) | Scheduled Check |
|---|---|---|---|
| Power meter E4419B | SN: GB39512475 | 30-Oct-14 (in house check Feb-19) | In house check: Oct-20 |
| Power sensor HP 8481A | SN: US37292783 | 07-Oct-15 (in house check Oct-18) | In house check: Oct-20 |
| Power sensor HP 8481A | SN: MY41092317 | 07-Oct-15 (in house check Oct-18) | In house check: Oct-20 |
| RF generator R&S SMT-06 | SN: 100972 | 15-Jun-15 (in house check Oct-18) | In house check: Oct-20 |
| Network Analyzer Agilent E8358A | SN: US41080477 | 31-Mar-14 (in house check Oct-19) | In house check: Oct-20 |

| | Name | Function | Signature |
|---|---|---|---|
| Calibrated by: | Jeffrey Katzman | Laboratory Technician | |
| Approved by: | Katja Pokovic | Technical Manager | |

Issued: May 27, 2020

This calibration certificate shall not be reproduced except in full without written approval of the laboratory.