EUT Internal Photos

Figure 9
Internal View (Removed Back Cover)



Figure 10
Internal View (Removed Shielded Case)



Figure 11

Internal View (Removed SATADOM and 802.11b/g/n RTL8723BE Combo module)

Figure 12

Internal View (802.11b/g/n RTL8723BE Combo module, Front View)

Figure 13
Internal View (802.11b/g/n RTL8723BE Combo module, Back View)

Figure 14
Internal View (SATADOM, Front View)

Figure 15
Internal View (SATADOM, Back View)



Figure 16
Internal View (Removed Main Board)



Figure 17
Internal View (Main Board, Back View)



Figure 18
Internal View (Main Board, Front View)



Figure 19
Internal View (Memory, Front View)

Figure 20
Internal View (Memory, Back View)

Figure 21
Internal View (ANT)



Figure 22
Internal View (Removed Top Cover)



Figure 23
Internal View (NFC Module, Front View)



Figure 24
Internal View (NFC Module, Back View)