EUT Internal Photos

Figure 15
Internal View (Remove Cover)

Figure 16
Internal View (Remove Cover)

Figure 17
Internal View



Figure 18
Internal View

Figure 19
Internal View

Figure 20
Internal View

Figure 21
Internal View

Figure 22
Internal View



Figure 23
Main Board (Front View)



Figure 24
Main Board (Back View)



Figure 25
CPU View



Figure 26
Fan View



Figure 27
HDD (Front View)

Figure 28
HDD (Back View)

Figure 29
SSD (Front View)

Figure 30
SSD (Back View)



Figure 31
Memory (Front View)

igure 32
Memory (Back View)



Figure 33
WLAN Combo Module (Front View)

Figure 34
WLAN Combo Module (Back View)

Figure 35
NFC Module (Front View)

Figure 36
NFC Module (Back View)



Figure 37
NFC Antenna (Front View)



Figure 38
NFC Antenna (Back View)



Figure 39
HDD Box (Front View)

Figure 40
HDD Box (Back View)

Figure 41
HDD Box (Remove Cover)



Figure 42
HDD Box, Internal View

Figure 43
HDD Box, Internal View

Figure 44
HDD Box, HDD View

Figure 45
HDD Box, Main Board (Front View)



Figure 46
HDD Box, Main Board (Back View)



Figure 47
COM Box (Front View)

Figure 48
COM Box (Back View)

Figure 49
COM Box (Remove Cover)

Figure 50
COM Box, Internal View



Figure 51
COM Box, Internal View



Figure 52
COM Box, Internal View



Figure 53
COM Box, Main Board (Front View)



Figure 54
COM Box, Main Board (Back View)



Figure 55
FSP065-10AABA, AC Adapter (Front View)

Figure 56
FSP065-10AABA, AC Adapter (Back View)

Figure 57
FSP065-10AABA, AC Adapter (Label View)

Figure 58
FSP065-10AABA, AC Adapter (AC Inlet)

Figure 59
WA-65B19R, AC Adapter (Front View)

Figure 60
WA-65B19R, AC Adapter (Back View)

Figure 61
WA-65B19R, AC Adapter (Label View)

Figure 62
WA-65B19R, AC Adapter (AC Inlet)

Figure 63
DA-90F19, AC Adapter (Front View)

Figure 64
DA-90F19, AC Adapter (Back View)

Figure 65
DA-90F19, AC Adapter (Label View)

Figure 66
DA-90F19, AC Adapter (AC Inlet)

Figure 67
AC Power Cable