9. RADIATED TEST RESULTS

9.1. LIMITS AND PROCEDURE

LIMITS

FCC §15.205, §15.209, §15.407 (b) (1)

IC RSS-GEN Clause 8.9 (Transmitter), RSS-247 6.2.1 (2)

Frequency Range (MHz)	Field Strength Limit (uV/m) at 3 m	Field Strength Limit (dBuV/m) at 3 m
0.009-0.490	2400/F(kHz) @ 300 m	-
0.490-1.705	24000/F(kHz) @ 30 m	-
1.705 - 30	30 @ 30m	-
30 - 88	100	40
88 - 216	150	43.5
216 - 960	200	46
Above 960	500	54

TEST PROCEDURE

The EUT is placed on a non-conducting table 80 cm above the ground plane for below 1GHz measurements and 1.5 m above the ground plane for above 1GHz measurements. The antenna to EUT distance is 3 meters.

For measurements below 1 GHz the resolution bandwidth is set to 120 kHz for peak detection measurements or 120 kHz for quasi-peak detection measurements for the 30-1000 MHz range, 9 kHz for peak detection measurements or 9 kHz for quasi-peak detection measurements for the 0.15-30 MHz range and 200 Hz for peak detection measurements or 200 Hz for quasi-peak detection measurements for the 9 to 150 kHz range. Peak detection is used unless otherwise noted as quasi-peak.

For measurements above 1 GHz the resolution bandwidth is set to 1 MHz; the video bandwidth is set to 3 MHz for peak measurements and as applicable for average measurements. For this evaluation, RMS Power Averaging was used and the resolution/video bandwidth settings were 1MHz/3MHz.

The spectrum from 9kHz to 40 GHz is investigated with the transmitter set to the lowest, middle, and highest channels in each applicable band.

The frequency range of interest is monitored at a fixed antenna height and EUT azimuth. The EUT is rotated through 360 degrees to maximize emissions received. The antenna is scanned from 1 to 4 meters above the ground plane to further maximize the emission. Measurements are made with the antenna polarized in both the vertical and the horizontal positions.

This report shall not be reproduced except in full, without the written approval of UL LLC.

9.2. TRANSMITTER 1-18 GHz

9.2.1. 1-18 GHz, 802.11a MODE IN THE 5.2 GHz BAND

RESTRICTED BANDEDGE (LOW CHANNEL)

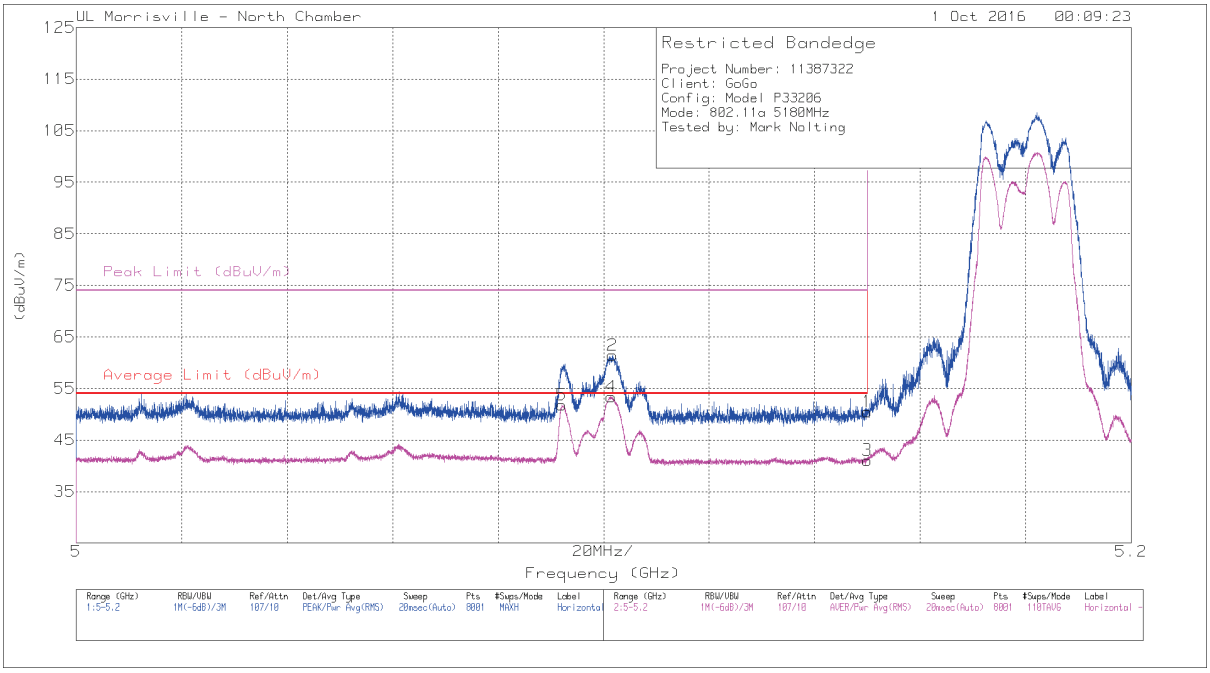

Marker	Frequency (GHz)	Meter Reading (dBuV)	Det	AF AT0072 (dB/m)	Amp/Cbl/ Fltr/Pad (dB)	DC Corr (dB)	Corrected Reading (dBuV/m)	Average Limit (dBuV/m)	Margin (dB)	Peak Limit (dBuV/m)	PK Margin (dB)	Azimuth (Degs)	Height (cm)	Polarity
2	* 5.102	50.21	Pk	34.1	-22.9	0	61.41	-	-	74	-12.59	0	102	H
4	* 5.101	41.97	RMS	34.1	-22.9	.2	53.37	54	-.63	-	-	0	102	H
5	* 5.092	40.29	RMS	34.1	-22.8	.2	51.79	54	-2.21	-	-	0	102	H
1	5.15	39.2	Pk	34.3	-23	0	50.5	-	-	74	-23.5	0	102	H
3	5.15	29.56	RMS	34.3	-23	.2	41.06	54	-12.94	-	-	0	102	H

* - indicates frequency in CFR47 Pt 15 / IC RSS-Restricted Band
Pk - Peak detector
RMS - RMS detection

This report shall not be reproduced except in full, without the written approval of UL LLC.

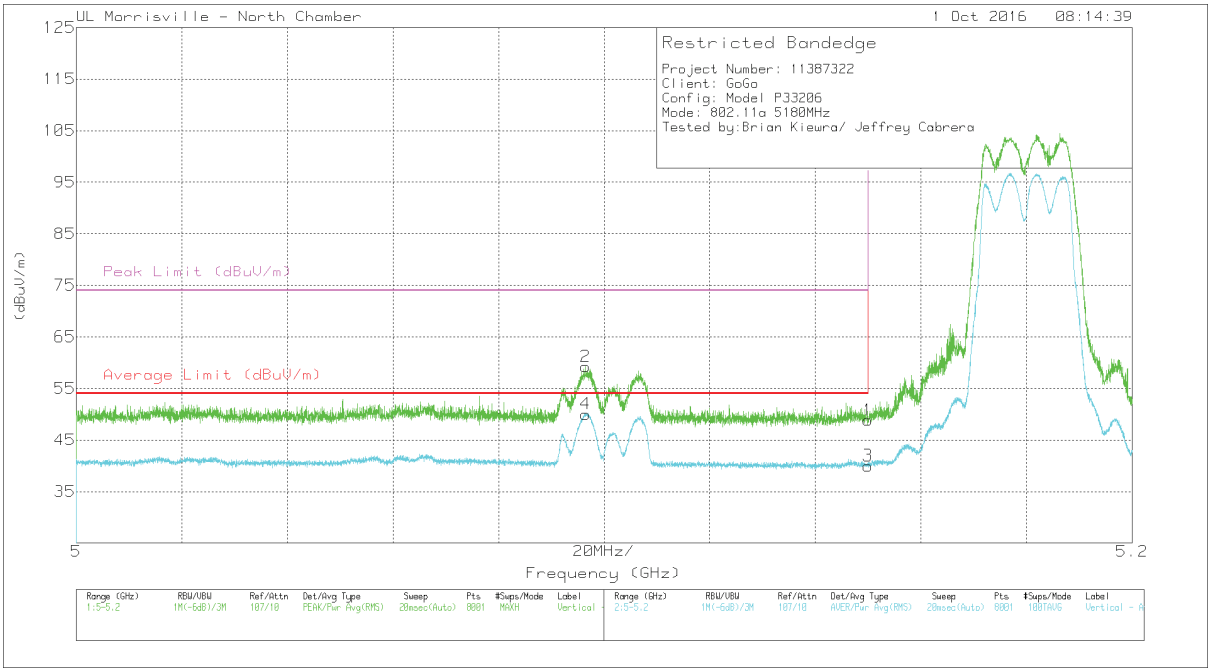

Trace Markers

Marker	Frequency (GHz)	Meter Reading (dBuV)	Det	AF AT0072 (dB/m)	Amp/Cbl/ Fltr/Pad (dB)	DC Corr (dB)	Corrected Reading (dBuV/m)	Average Limit (dBuV/m)	Margin (dB)	Peak Limit (dBuV/m)	PK Margin (dB)	Azimuth (Degs)	Height (cm)	Polarity
2	* 5.097	47.93	Pk	34.1	-22.8	0	59.23	-	-	74	-14.77	357	307	V
4	* 5.097	38.72	RMS	34.1	-22.8	.2	50.22	54	-3.78	-	-	357	307	V
1	5.15	37.55	Pk	34.3	-23	0	48.85	-	-	74	-25.15	357	307	V
3	5.15	28.69	RMS	34.3	-23	.2	40.19	54	-13.81	-	-	357	307	V

* - indicates frequency in CFR47 Pt 15 / IC RSS-Restricted Band
Pk - Peak detector
RMS - RMS detection

This report shall not be reproduced except in full, without the written approval of UL LLC.

RESTRICTED BANDEDGE (HIGH CHANNEL)

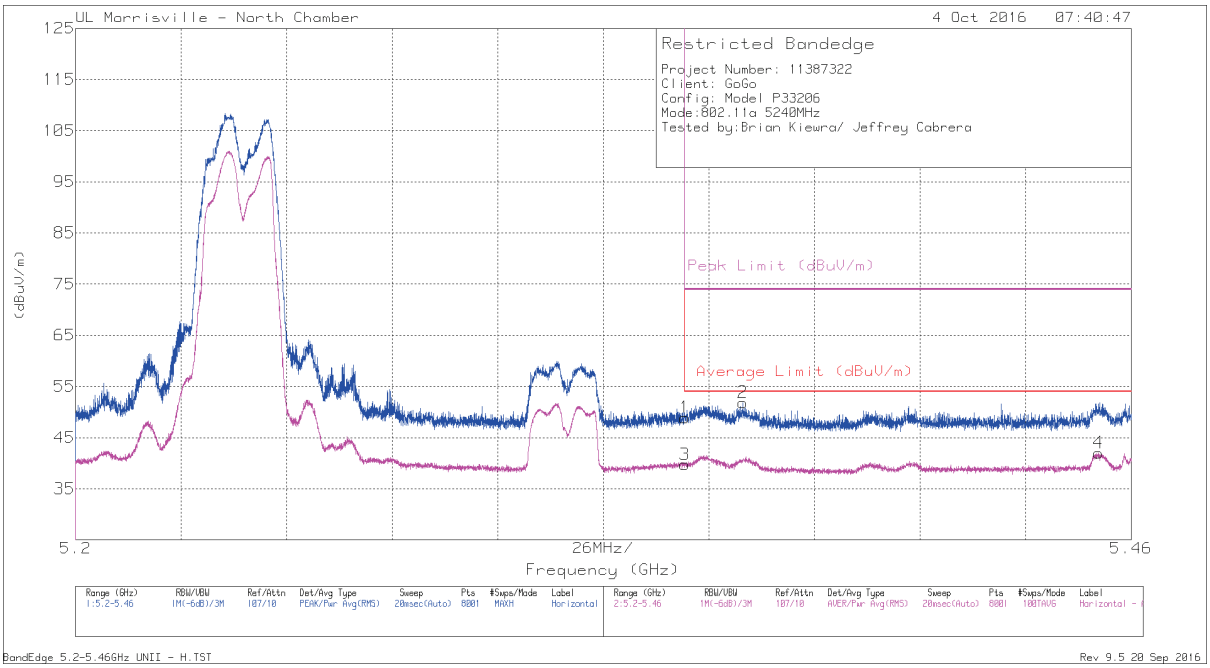

Trace Markers

Marker	Frequency (GHz)	Meter Reading (dBuV)	Det	AF AT0072 (dB/m)	Amp/Cbl /Fltr/Pad (dB)	DC Corr (dB)	Corrected Reading (dBuV/m)	Average Limit (dBuV/m)	Margin (dB)	Peak Limit (dBuV/m)	PK Margin (dB)	Azimuth (Degs)	Height (cm)	Polarity
1	* 5.35	37.83	Pk	34.4	-23.3	0	48.93	-	-	74	-25.07	82	104	H
2	* 5.364	40.76	Pk	34.4	-23.3	0	51.86	-	-	74	-22.14	82	104	H
3	* 5.35	28.5	RMS	34.4	-23.3	.2	39.8	54	-14.2	-	-	82	104	H
4	* 5.452	30.44	RMS	34.5	-23.1	.2	42.04	54	-11.96	-	-	82	104	H

* - indicates frequency in CFR47 Pt 15 / IC RSS-Restricted Band
Pk - Peak detector
RMS - RMS detection
Rev 9.5 20 Sep 2016

This report shall not be reproduced except in full, without the written approval of UL LLC.

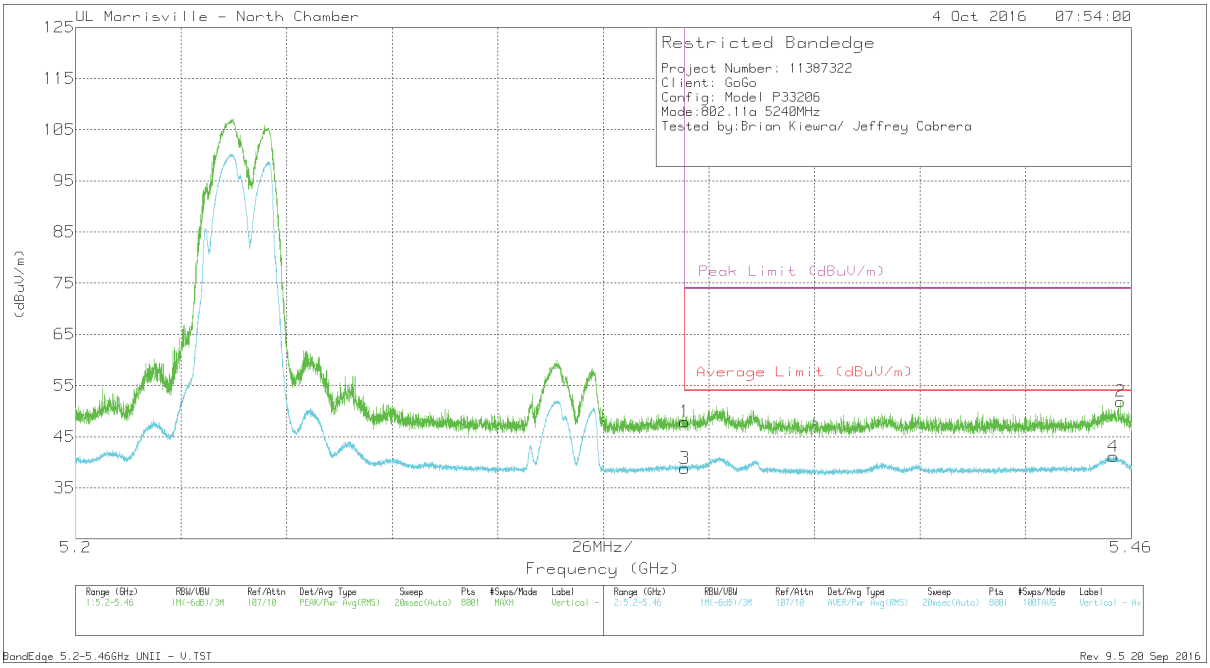

Trace Markers

Marker	Frequency (GHz)	Meter Reading (dBuV)	Det	AF AT0072 (dB/m)	Amp/Cbl /Fltr/Pad (dB)	DC Corr (dB)	Corrected Reading (dBuV/m)	Average Limit (dBuV/m)	Margin (dB)	Peak Limit (dBuV/m)	PK Margin (dB)	Azimuth (Degs)	Height (cm)	Polarity
1	* 5.35	36.84	Pk	34.4	-23.3	0	47.94	-	-	74	-26.06	23	107	V
2	* 5.457	40.58	Pk	34.5	-23.2	0	51.88	-	-	74	-22.12	23	107	V
3	* 5.35	27.54	RMS	34.4	-23.3	.2	38.84	54	-15.16	-	-	23	107	V
4	* 5.456	29.61	RMS	34.5	-23.2	.2	41.11	54	-12.89	-	-	23	107	V

* - indicates frequency in CFR47 Pt 15 / IC RSS-Restricted Band
Pk - Peak detector
RMS - RMS detection

This report shall not be reproduced except in full, without the written approval of UL LLC.

HARMONICS AND SPURIOUS EMISSIONS

LOW CHANNEL

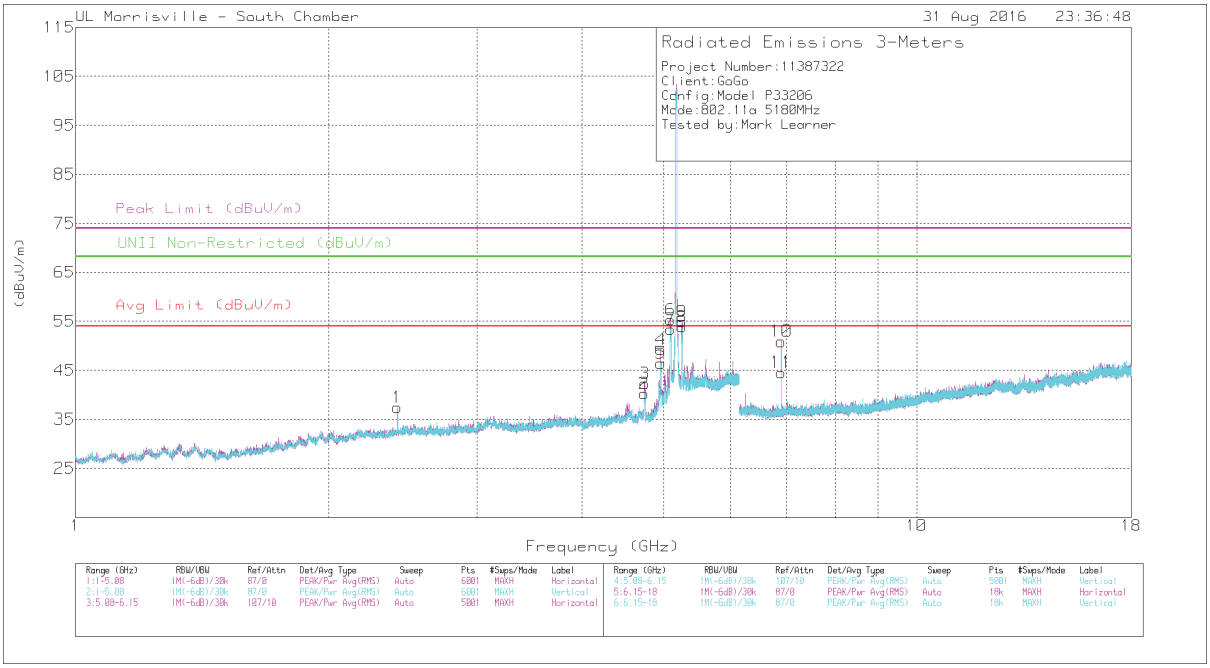

Trace Markers

Marker	Freq. (GHz)	Meter Reading (dBuV)	Det	AF AT0069 (dB/m)	Amp/Cbl/ Fltr/Pad (dB)	DC Corr (dB)	Corrected Reading (dBuV/m)	Avg Limit (dBuV/m)	Margin (dB)	Peak Limit (dBuV/m)	PK Margin (dB)	UNII Non-Restricted (dBuV/m)	PK Margin (dB)	Azimuth (Degs)	Height (cm)	Pol.
3	* 4.751	47.71	PK-U	34	-31.5	0	50.21	-	-	74	-23.79	-	-	123	254	H
	* 4.75	37.96	ADR	34	-31.5	.2	40.66	54	-13.34	-	-	-	-	123	254	H
4	* 4.964	48.76	PK-U	34.1	-29.7	0	53.16	-	-	74	-20.84	-	-	123	251	H
	* 4.964	43.25	ADR	34.1	-29.7	.2	47.85	54	-6.15	-	-	-	-	123	251	H
2	* 4.741	46.55	PK-U	34	-31.5	0	49.05	-	-	74	-24.95	-	-	96	104	V
	* 4.741	36.95	ADR	34	-31.5	.2	39.65	54	-14.35	-	-	-	-	96	104	V
5	* 4.964	47.8	PK-U	34.1	-29.7	0	52.2	-	-	74	-21.8	-	-	92	319	V
	* 4.964	42.22	ADR	34.1	-29.7	.2	46.82	54	-7.18	-	-	-	-	92	319	V
6	* 5.099	50.13	PK-U	34.1	-22.6	0	61.63	-	-	74	-12.37	-	-	139	110	H
	* 5.099	40.95	ADR	34.1	-22.6	.2	52.65	54	-1.35	-	-	-	-	139	110	H
7	* 5.097	48.19	PK-U	34	-22.6	0	59.59	-	-	74	-14.41	-	-	91	246	V
	* 5.097	38.95	ADR	34	-22.6	.2	50.55	54	-3.45	-	-	-	-	91	246	V
1	2.414	44.07	PK-U	32.3	-34.3	0	42.07	-	-	-	-	68.2	-26.13	255	300	V
8	5.258	48.64	PK-U	34.3	-22.9	0	60.04	-	-	-	-	68.2	-8.16	88	105	V
9	5.262	48.98	PK-U	34.3	-22.9	0	60.38	-	-	-	-	68.2	-7.82	111	233	H
10	6.907	47.87	PK-U	35.5	-28.7	0	54.67	-	-	-	-	68.2	-13.53	141	112	H
11	6.907	43.01	PK-U	35.5	-28.7	0	49.81	-	-	-	-	68.2	-18.39	105	223	V

* - indicates frequency in CFR47 Pt 15 / IC RSS-Restricted Band
Pk - Peak detector
PK-U - U-NII: Maximum Peak
ADR - U-NII AD primary method, RMS average

This report shall not be reproduced except in full, without the written approval of UL LLC.

MID CHANNEL

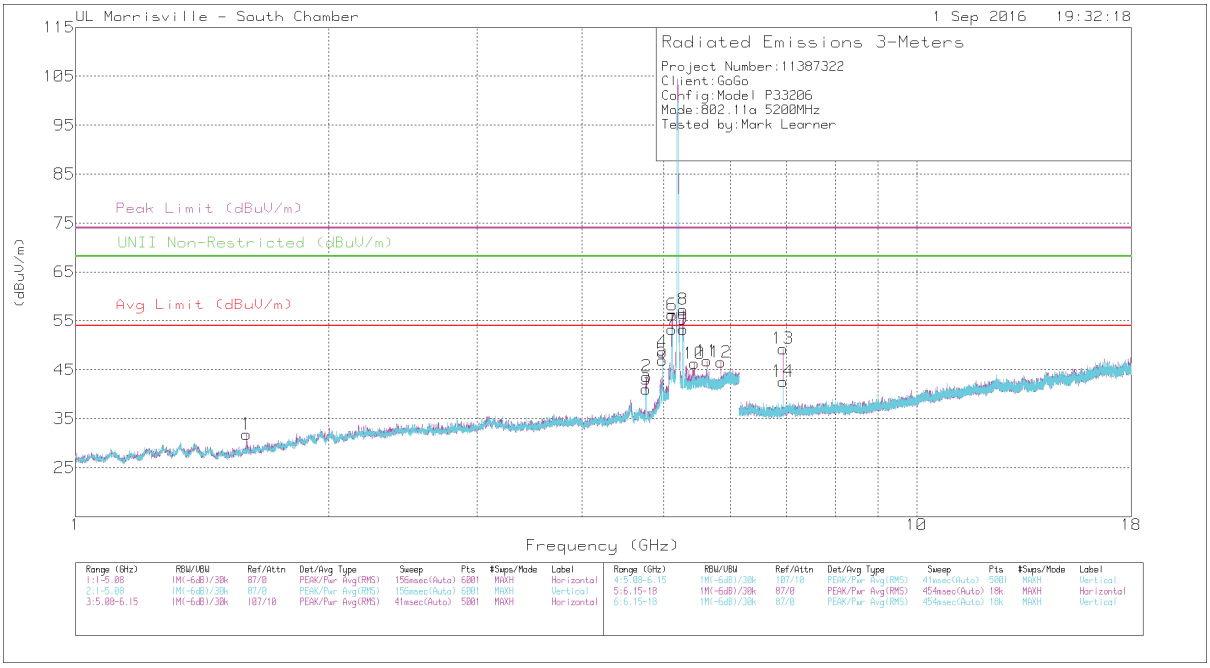

Trace Markers

Marker	Frequency (GHz)	Meter Reading (dBuV)	Det	AF AT0069 (dB/m)	Amp/Cbl/Fltr/Pad (dB)	DC Corr (dB)	Corrected Reading (dBuV/m)	Avg Limit (dBuV/m)	Margin (dB)	Peak Limit (dBuV/m)	PK Margin (dB)	UNII Non-Restricted (dBuV/m)	PK Margin (dB)	Azimuth (Degs)	Height (cm)	Pol.
1	* 1.595	41.91	PK-U	28.3	-34.6	0	35.61	-	-	74	-38.39	-	-	6	100	H
	* 1.596	30.63	ADR	28.3	-34.6	.2	24.53	54	-29.47	-	-	-	-	6	100	H
2	* 4.774	47.37	PK-U	34	-31.3	0	50.07	-	-	74	-23.93	-	-	72	108	H
	* 4.774	37.94	ADR	34	-31.3	.2	40.84	54	-13.16	-	-	-	-	72	108	H
4	* 4.983	50.43	PK-U	34.1	-30.1	0	54.43	-	-	74	-19.57	-	-	80	119	H
	* 4.983	44.63	ADR	34.1	-30.1	.2	48.83	54	-5.17	-	-	-	-	80	119	H
3	* 4.763	46.01	PK-U	34	-31.5	0	48.51	-	-	74	-25.49	-	-	110	105	V
	* 4.766	36.5	ADR	34	-31.4	.2	39.3	54	-14.7	-	-	-	-	110	105	V
5	* 4.983	48.37	PK-U	34.1	-30.1	0	52.37	-	-	74	-21.63	-	-	93	118	V
	* 4.983	41.65	ADR	34.1	-30.1	.2	45.85	54	-8.15	-	-	-	-	93	118	V
6	* 5.119	50.28	PK-U	34.1	-22.6	0	61.78	-	-	74	-12.22	-	-	138	102	H
	* 5.119	41.61	ADR	34.1	-22.6	.2	53.31	54	-.69	-	-	-	-	138	102	H
10	* 5.443	40.49	PK-U	34.6	-23.6	0	51.49	-	-	74	-22.51	-	-	111	124	H
	* 5.442	29.48	ADR	34.6	-23.6	.2	40.68	54	-13.32	-	-	-	-	111	124	H
7	* 5.117	47.54	PK-U	34.1	-22.6	0	59.04	-	-	74	-14.96	-	-	113	126	V
	* 5.117	37.66	ADR	34.1	-22.6	.2	49.36	54	-4.64	-	-	-	-	113	126	V
8	5.278	52.39	PK-U	34.4	-23	0	63.79	-	-	-	-	68.2	-4.41	78	111	H
9	5.278	48.49	PK-U	34.4	-23	0	59.89	-	-	-	-	68.2	-8.31	71	110	V
11	5.633	42.25	PK-U	34.7	-23.6	0	53.35	-	-	-	-	68.2	-14.85	141	101	H
12	5.85	40.02	PK-U	34.7	-23.2	0	51.52	-	-	-	-	68.2	-16.68	90	284	H
13	6.933	45.18	PK-U	35.5	-28.5	0	52.18	-	-	-	-	68.2	-16.02	143	206	H
14	6.933	41.2	PK-U	35.5	-28.5	0	48.2	-	-	-	-	68.2	-20	78	210	V

* - indicates frequency in CFR47 Pt 15 / IC RSS-Restricted Band
Pk - Peak detector
PK-U - U-NII: Maximum Peak
ADR - U-NII AD primary method, RMS average

This report shall not be reproduced except in full, without the written approval of UL LLC.

HIGH CHANNEL

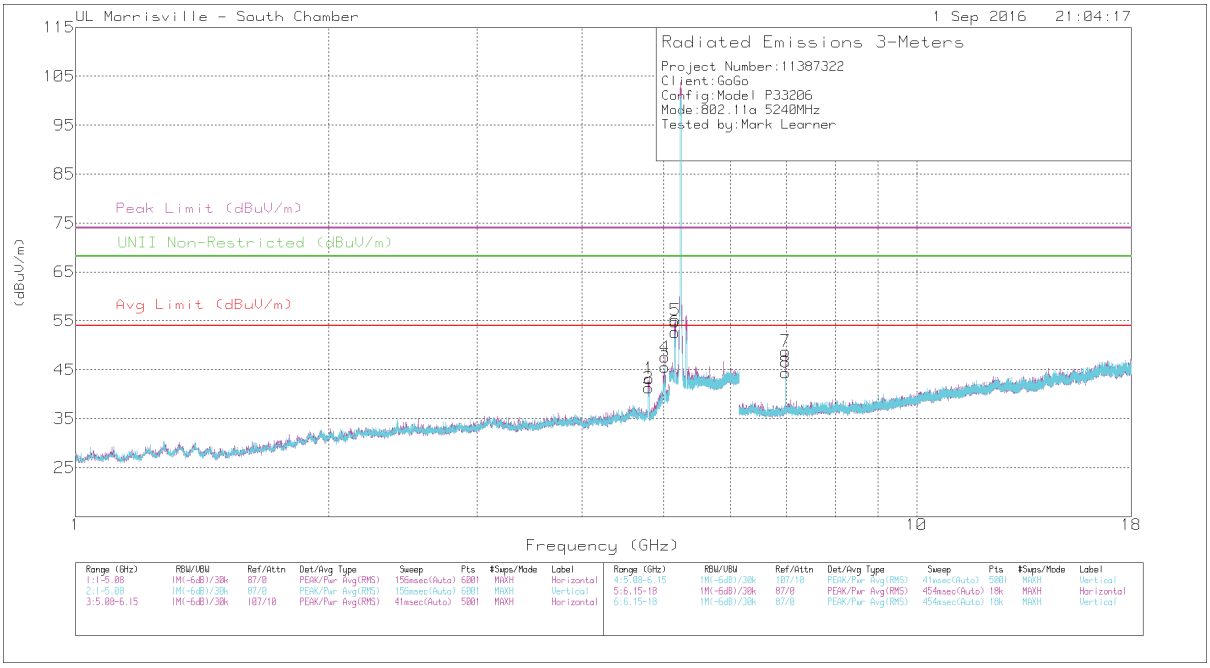

Trace Markers

Marker	Freq. (GHz)	Meter Reading (dBuV)	Det	AF AT0069 (dB/m)	Amp/Cbl /Fltr/Pad (dB)	DC Corr (dB)	Corrected Reading (dBuV/m)	Avg Limit (dBuV/m)	Margin (dB)	Peak Limit (dBuV/m)	PK Margin (dB)	UNII Non-Restricted (dBuV/m)	PK Margin (dB)	Azimuth (Degs)	Height (cm)	Pol.
1	* 4.81	47.37	PK-U	34	-31	0	50.37	-	-	74	-23.63	-	-	71	119	H
	* 4.809	37.9	ADR	34	-31	.2	41.1	54	-12.9	-	-	-	-	71	119	H
4	* 5.022	48.9	PK-U	34	-29.9	0	53	-	-	74	-21	-	-	42	114	H
	* 5.022	41.64	ADR	34	-29.9	.2	45.94	54	-8.06	-	-	-	-	42	114	H
2	* 4.802	45.41	PK-U	34	-31	0	48.41	-	-	74	-25.59	-	-	93	104	V
	* 4.803	35.74	ADR	34	-31	.2	38.94	54	-15.06	-	-	-	-	93	104	V
3	* 5.022	45.49	PK-U	34	-29.9	0	49.59	-	-	74	-24.41	-	-	14	106	V
	* 5.022	39.09	ADR	34	-29.9	.2	43.39	54	-10.61	-	-	-	-	14	106	V
6	5.158	47.64	PK-U	34.2	-22.7	0	59.14	-	-	-	-	68.2	-9.06	110	102	V
5	5.166	47.04	PK-U	34.2	-22.6	0	58.64	-	-	-	-	68.2	-9.56	84	230	H
7	6.987	45.31	PK-U	35.5	-28.4	0	52.41	-	-	-	-	68.2	-15.79	150	246	H
8	6.987	41.95	PK-U	35.5	-28.4	0	49.05	-	-	-	-	68.2	-19.15	102	387	V

* - indicates frequency in CFR47 Pt 15 / IC RSS-Restricted Band
Pk - Peak detector
PK-U - U-NII: Maximum Peak
ADR - U-NII AD primary method, RMS average

This report shall not be reproduced except in full, without the written approval of UL LLC.

9.2.2. 1-18 GHz, 802.11n HT20 MODE IN THE 5.2 GHz BAND

RESTRICTED BANDEDGE (LOW CHANNEL – CDD, MCS0)

HORIZONTAL

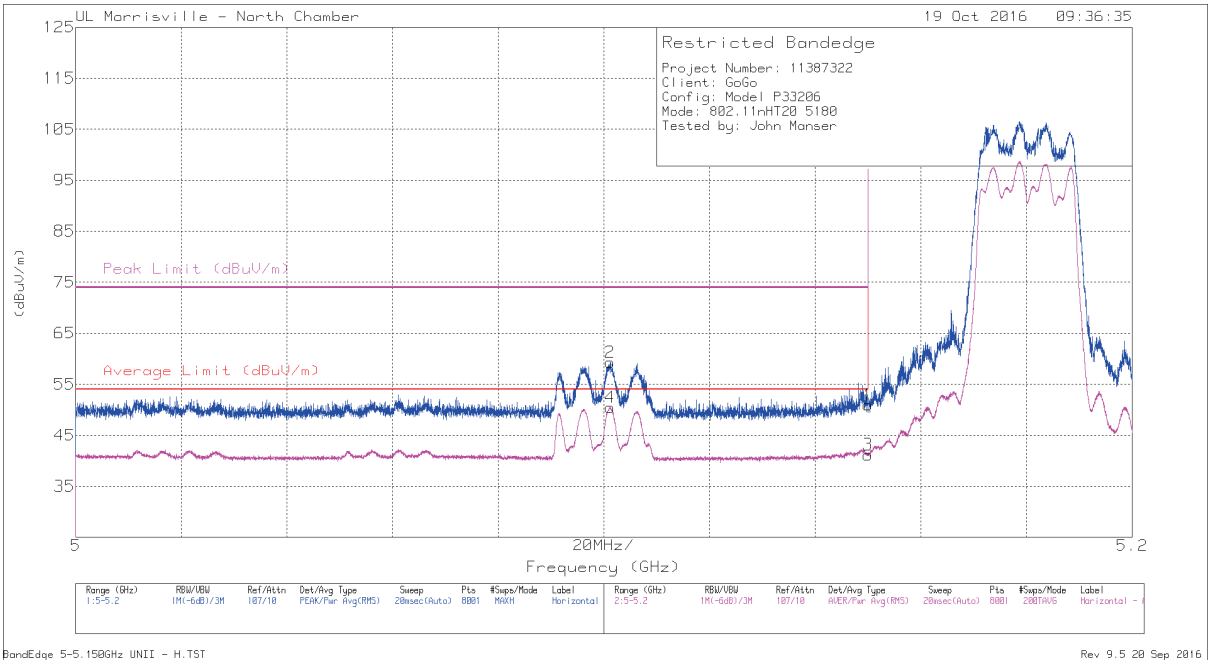

Marker	Freq. (GHz)	Meter Reading (dBuV)	Det	AF AT0072 (dB/m)	Amp/Cbl/Fltr/Pad (dB)	DC Corr (dB)	Corrected Reading (dBuV/m)	Average Limit (dBuV/m)	Margin (dB)	Peak Limit (dBuV/m)	PK Margin (dB)	Azimuth (Degs)	Height (cm)	Polarity
2	* 5.101	48.1	Pk	34.1	-22.9	0	59.3	-	-	74	-14.7	72	247	H
4	* 5.101	39.03	RMS	34.1	-22.9	.22	50.45	54	-3.55	-	-	72	247	H
1	5.15	39.63	Pk	34.3	-23	0	50.93	-	-	74	-23.07	72	247	H
3	5.15	29.66	RMS	34.3	-23	.22	41.18	54	-12.82	-	-	72	247	H

* - indicates frequency in CFR47 Pt 15 / IC RSS-Restricted Band
Pk - Peak detector
RMS - RMS detection
BandEdge 5-5.150GHz UNII - H.TST
Rev 9.5 20 Sep 2016

This report shall not be reproduced except in full, without the written approval of UL LLC.

VERTICAL

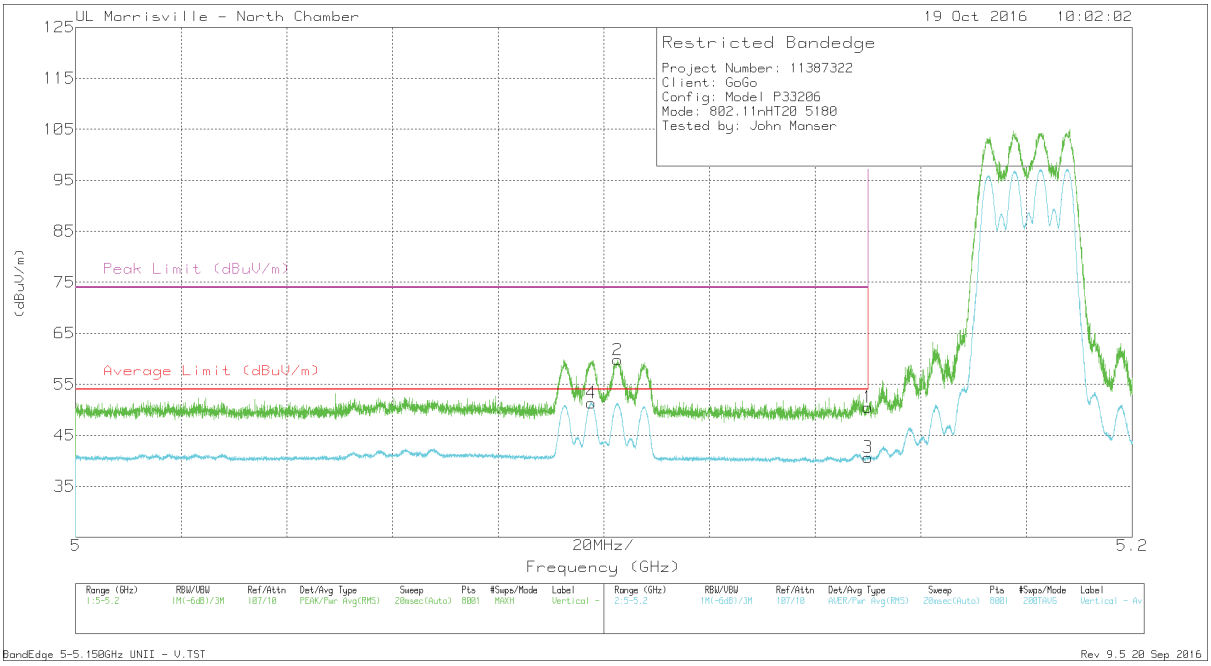

Marker	Freq (GHz)	Meter Reading (dBuV)	Det	AF AT0072 (dB/m)	Amp/Cbl/ Fltr/Pad (dB)	DC Corr (dB)	Corrected Reading (dBuV/m)	Average Limit (dBuV/m)	Margin (dB)	Peak Limit (dBuV/m)	PK Margin (dB)	Azimuth (Degs)	Height (cm)	Polarity
2	* 5.103	48.63	Pk	34.1	-22.9	0	59.83	-	-	74	-14.17	12	321	V
4	* 5.098	39.85	RMS	34.1	-22.8	.22	51.37	54	-2.63	-	-	12	321	V
1	5.15	39.21	Pk	34.3	-23	0	50.51	-	-	74	-23.49	12	321	V
3	5.15	29.16	RMS	34.3	-23	.22	40.68	54	-13.32	-	-	12	321	V

* - indicates frequency in CFR47 Pt 15 / IC RSS-Restricted Band
Pk - Peak detector
RMS - RMS detection
BandEdge 5-5.150GHz UNII - V.TST
Rev 9.5 20 Sep 2016

This report shall not be reproduced except in full, without the written approval of UL LLC.

RESTRICTED BANDEDGE (HIGH CHANNEL – CDD, MCS0)

HORIZONTAL

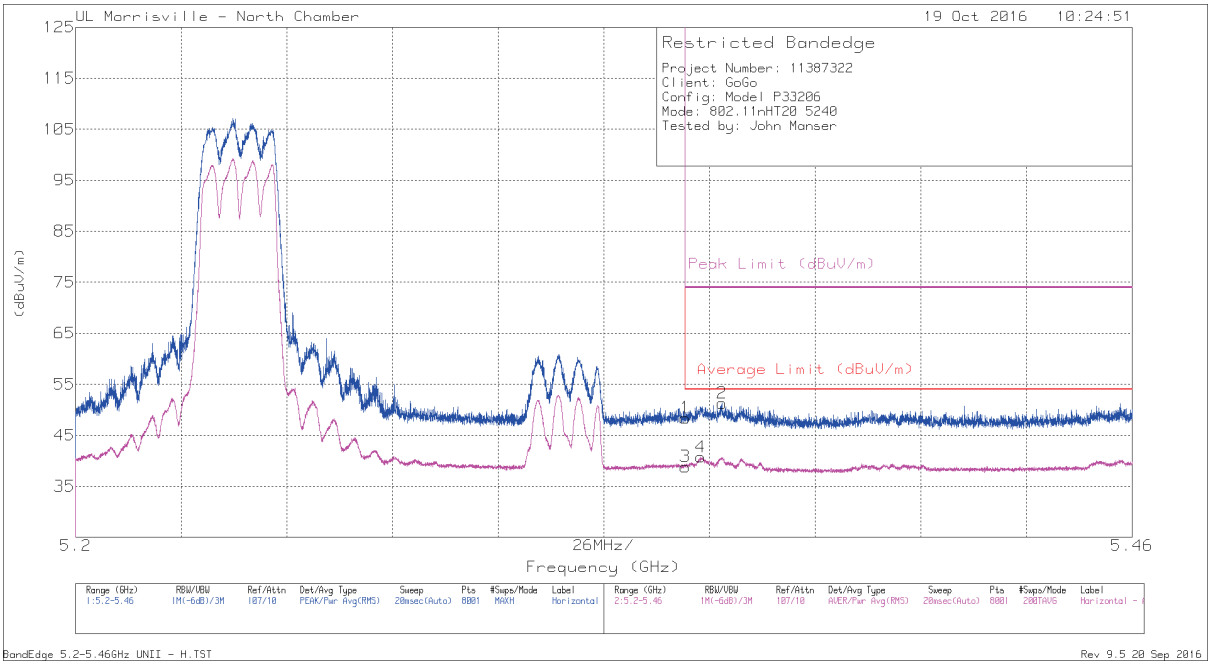

Marker	Freq (GHz)	Meter Reading (dBuV)	Det	AF AT0072 (dB/m)	Amp/Cbl/ Fltr/Pad (dB)	DC Corr (dB)	Corrected Reading (dBuV/m)	Average Limit (dBuV/m)	Margin (dB)	Peak Limit (dBuV/m)	PK Margin (dB)	Azimuth (Degs)	Height (cm)	Polarity
1	* 5.35	37.32	Pk	34.4	-23.3	0	48.42	-	-	74	-25.58	28	247	H
2	* 5.359	40.18	Pk	34.4	-23.3	0	51.28	-	-	74	-22.72	28	247	H
3	* 5.35	27.53	RMS	34.4	-23.3	.22	38.85	54	-15.15	-	-	28	247	H
4	* 5.354	29.43	RMS	34.4	-23.3	.22	40.75	54	-13.25	-	-	28	247	H

* - indicates frequency in CFR47 Pt 15 / IC RSS-Restricted Band
Pk - Peak detector
RMS - RMS detection
BandEdge 5.2-5.46GHz UNII - H.TST
Rev 9.5 20 Sep 2016

This report shall not be reproduced except in full, without the written approval of UL LLC.

VERTICAL

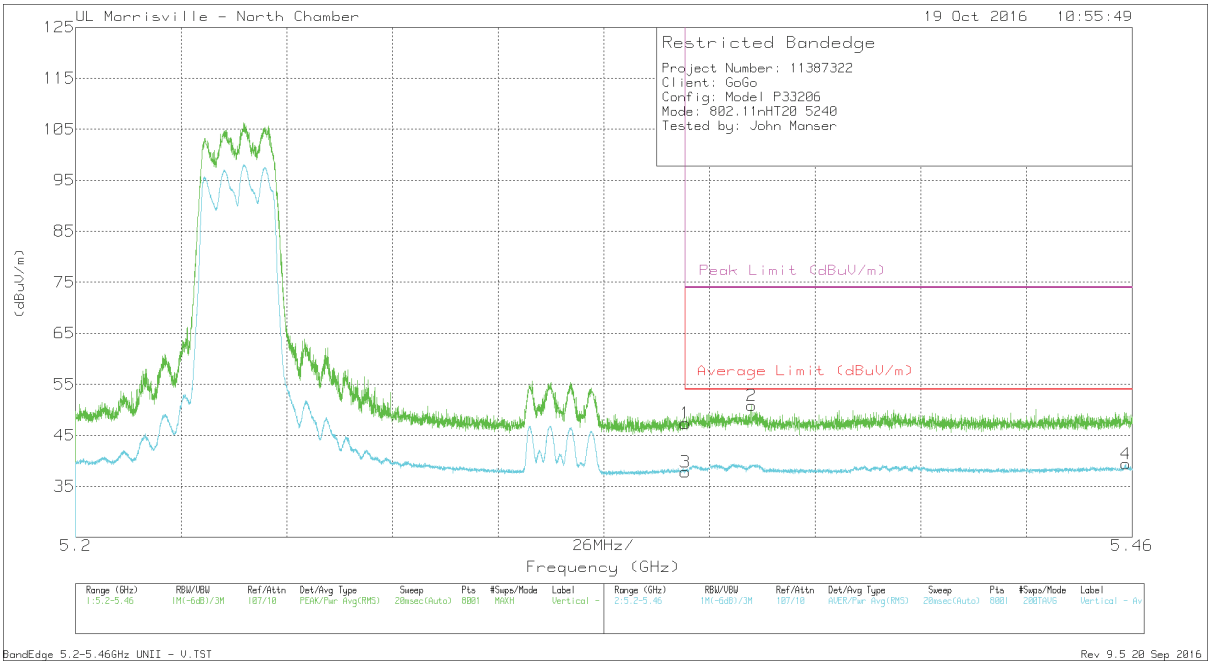

Marker	Freq (GHz)	Meter Reading (dBuV)	Det	AF AT0072 (dB/m)	Amp/Cbl/Fltr/Pad (dB)	DC Corr (dB)	Corrected Reading (dBuV/m)	Average Limit (dBuV/m)	Margin (dB)	Peak Limit (dBuV/m)	PK Margin (dB)	Azimuth (Degs)	Height (cm)	Polarity
1	* 5.35	36.24	Pk	34.4	-23.3	0	47.34	-	-	74	-26.66	343	401	V
2	* 5.366	39.72	Pk	34.4	-23.3	0	50.82	-	-	74	-23.18	343	401	V
3	* 5.35	26.47	RMS	34.4	-23.3	.22	37.79	54	-16.21	-	-	343	401	V
4	* 5.458	27.88	RMS	34.5	-23.2	.22	39.4	54	-14.6	-	-	343	401	V

* - indicates frequency in CFR47 Pt 15 / IC RSS-Restricted Band
Pk - Peak detector
RMS - RMS detection
BandEdge 5.2-5.46GHz UNII - V.TST
Rev 9.5 20 Sep 2016

This report shall not be reproduced except in full, without the written approval of UL LLC.

RESTRICTED BANDEDGE (LOW CHANNEL – SDM, MCS16)

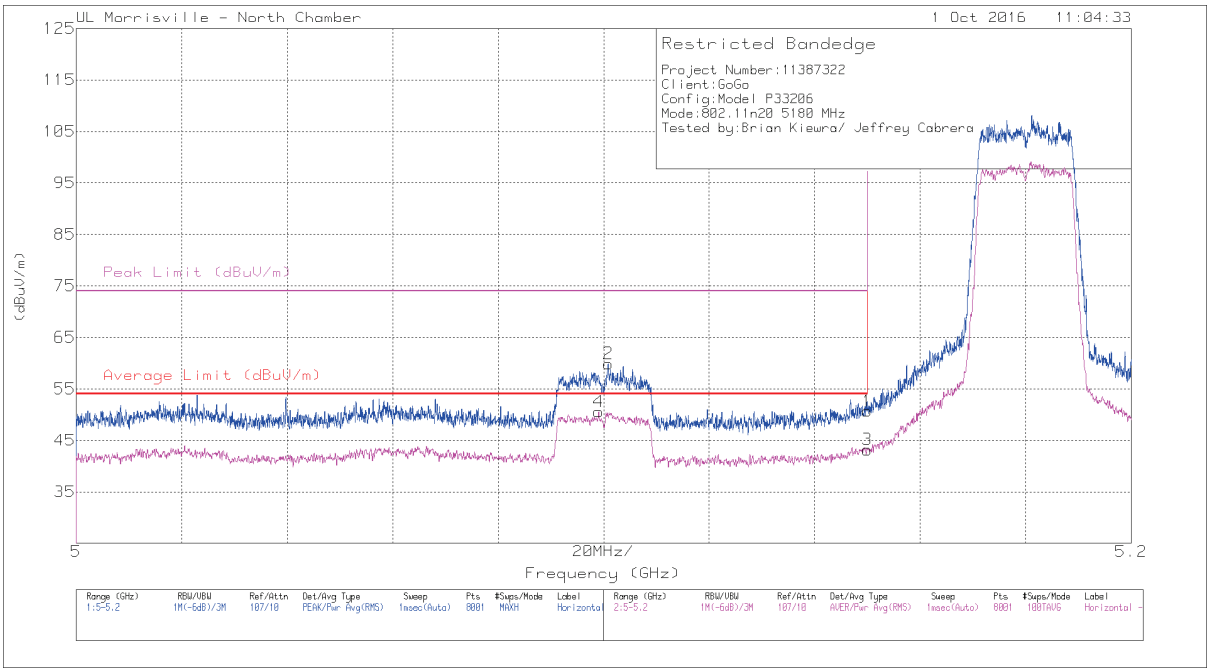

Trace Markers

Marker	Frequency (GHz)	Meter Reading (dBuV)	Det	AF AT0069 (dB/m)	Amp/Cbl /Fltr/Pad (dB)	DC Corr (dB)	Corrected Reading (dBuV/m)	Average Limit (dBuV/m)	Margin (dB)	Peak Limit (dBuV/m)	PK Margin (dB)	Azimuth (Degs)	Height (cm)	Polarity
2	* 5.101	48.59	Pk	34.1	-22.8	0	59.89	-	-	74	-14.11	10	107	H
4	* 5.099	38.67	RMS	34.1	-22.8	.59	50.56	54	-3.44	-	-	10	107	H
1	5.15	39.37	Pk	34.2	-22.9	0	50.67	-	-	74	-23.33	10	107	H
3	5.15	31.31	RMS	34.2	-22.9	.59	43.2	54	-10.8	-	-	10	107	H

* - indicates frequency in CFR47 Pt 15 / IC RSS-Restricted Band
Pk - Peak detector
RMS - RMS detection

This report shall not be reproduced except in full, without the written approval of UL LLC.

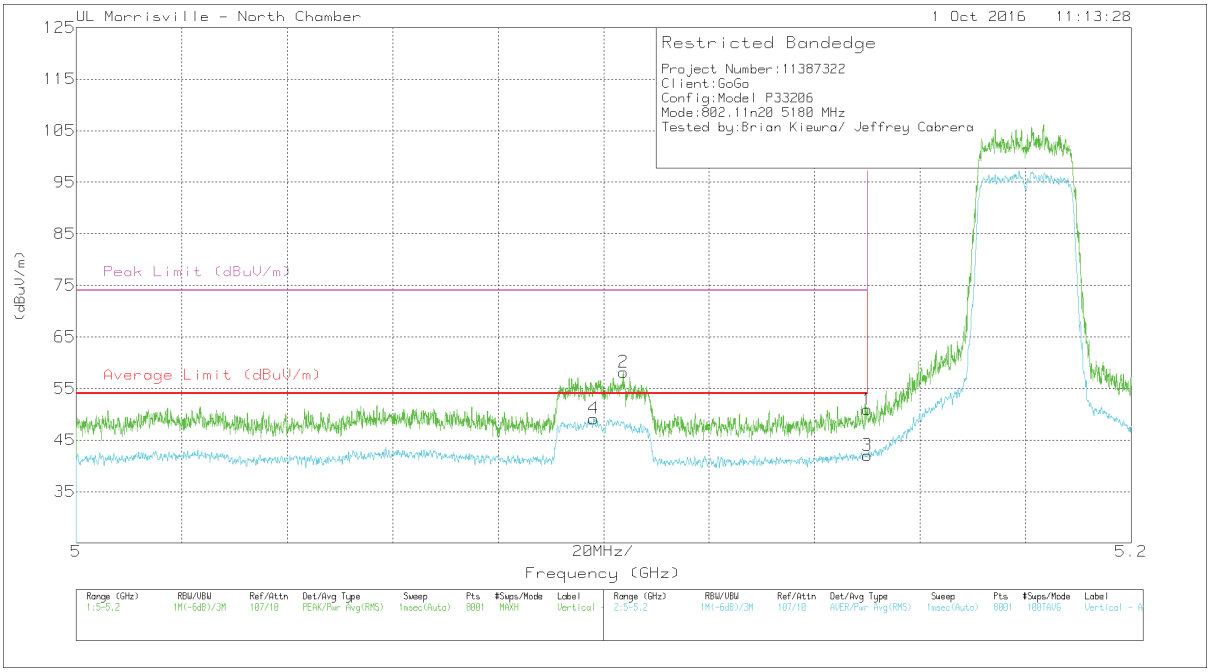

Trace Markers

Marker	Frequency (GHz)	Meter Reading (dBuV)	Det	AF AT0069 (dB/m)	Amp/Cbl /Fltr/Pad (dB)	DC Corr (dB)	Corrected Reading (dBuV/m)	Average Limit (dBuV/m)	Margin (dB)	Peak Limit (dBuV/m)	PK Margin (dB)	Azimuth (Degs)	Height (cm)	Polarity
2	* 5.104	46.88	Pk	34.1	-22.8	0	58.18	-	-	74	-15.82	13	105	V
4	* 5.098	37.28	RMS	34.1	-22.8	.59	49.17	54	-4.83	-	-	13	105	V
1	5.15	39.64	Pk	34.2	-22.9	0	50.94	-	-	74	-23.06	13	105	V
3	5.15	30.15	RMS	34.2	-22.9	.59	42.04	54	-11.96	-	-	13	105	V

* - indicates frequency in CFR47 Pt 15 / IC RSS-Restricted Band
Pk - Peak detector
RMS - RMS detection

This report shall not be reproduced except in full, without the written approval of UL LLC.

RESTRICTED BANDEDGE (HIGH CHANNEL – SDM MCS16)

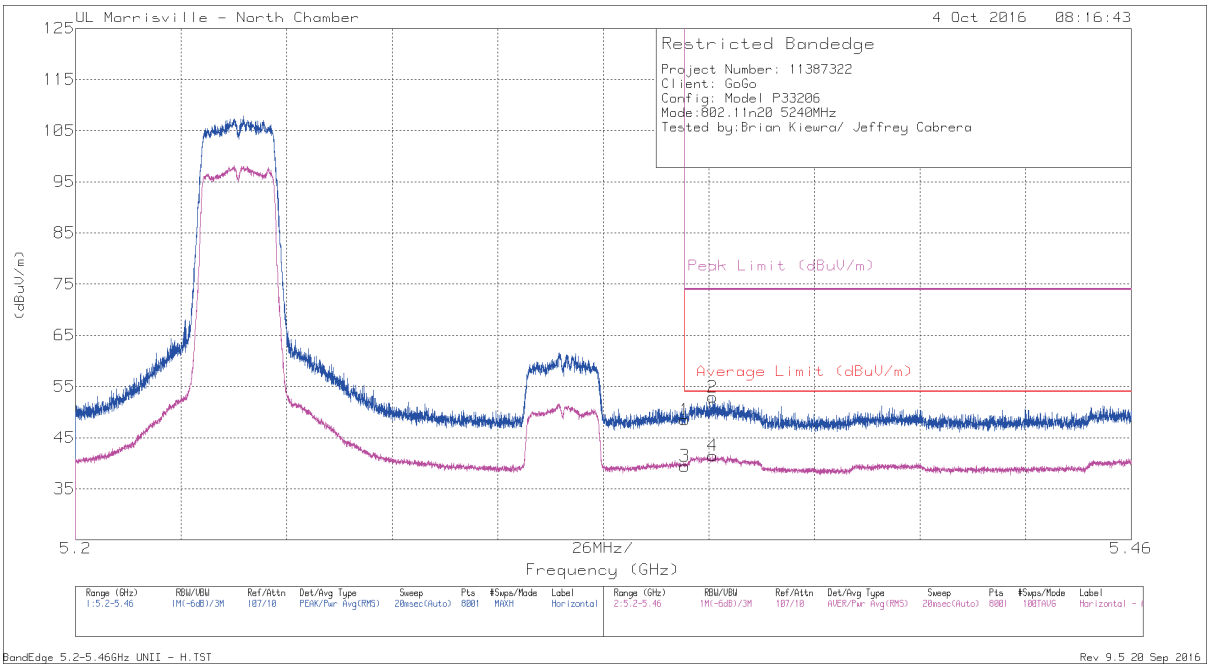

Trace Markers

Marker	Frequency (GHz)	Meter Reading (dBuV)	Det	AF AT0072 (dB/m)	Amp/Cbl /Fltr/Pad (dB)	DC Corr (dB)	Corrected Reading (dBuV/m)	Average Limit (dBuV/m)	Margin (dB)	Peak Limit (dBuV/m)	PK Margin (dB)	Azimuth (Degs)	Height (cm)	Polarity
1	* 5.35	37.37	Pk	34.4	-23.3	0	48.47	-	-	74	-25.53	67	106	H
2	* 5.357	41.8	Pk	34.4	-23.3	0	52.9	-	-	74	-21.1	67	106	H
3	* 5.35	28.36	RMS	34.4	-23.3	.59	40.05	54	-13.95	-	-	67	106	H
4	* 5.357	30.37	RMS	34.4	-23.3	.59	42.06	54	-11.94	-	-	67	106	H

* - indicates frequency in CFR47 Pt 15 / IC RSS-Restricted Band
Pk - Peak detector
RMS - RMS detection
Rev 9.5 20 Sep 2016

This report shall not be reproduced except in full, without the written approval of UL LLC.

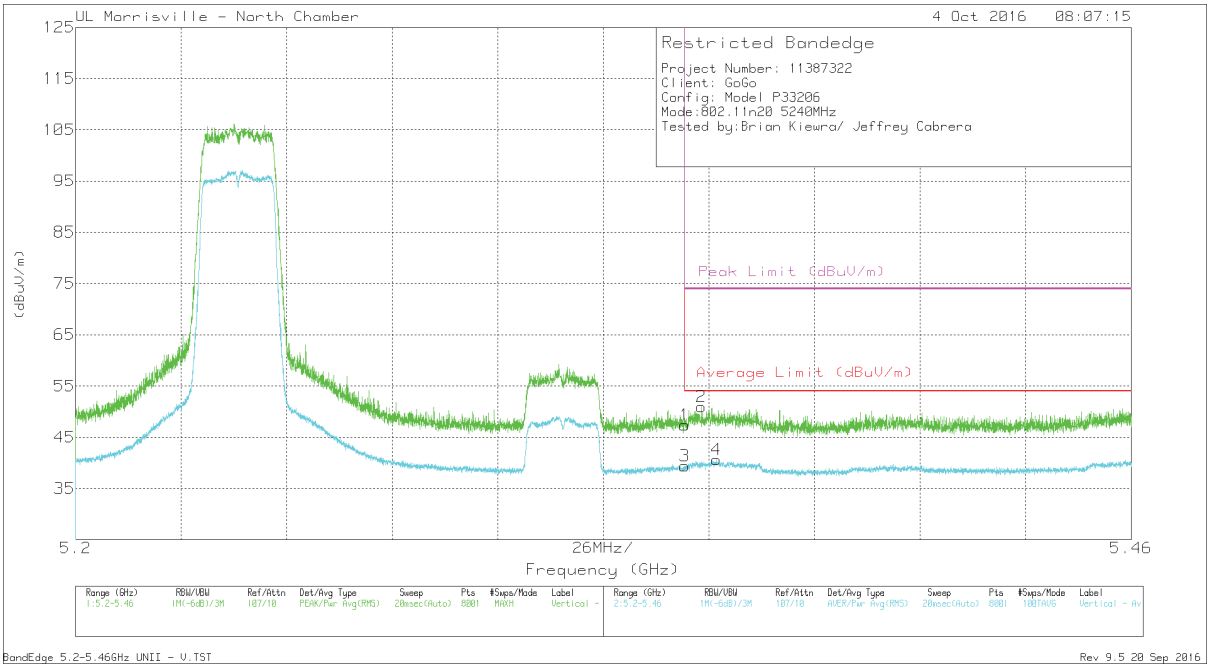

Trace Markers

Marker	Frequency (GHz)	Meter Reading (dBuV)	Det	AF AT0072 (dB/m)	Amp/Cbl /Fltr/Pad (dB)	DC Corr (dB)	Corrected Reading (dBuV/m)	Average Limit (dBuV/m)	Margin (dB)	Peak Limit (dBuV/m)	PK Margin (dB)	Azimuth (Degs)	Height (cm)	Polarity
1	* 5.35	36.32	Pk	34.4	-23.3	0	47.42	-	-	74	-26.58	22	109	V
2	* 5.354	39.83	Pk	34.4	-23.3	0	50.93	-	-	74	-23.07	22	109	V
3	* 5.35	28.09	RMS	34.4	-23.3	.59	39.78	54	-14.22	-	-	22	109	V
4	* 5.358	29.31	RMS	34.4	-23.3	.59	41	54	-13	-	-	22	109	V

* - indicates frequency in CFR47 Pt 15 / IC RSS-Restricted Band
Pk - Peak detector
RMS - RMS detection
Rev 9.5 20 Sep 2016

This report shall not be reproduced except in full, without the written approval of UL LLC.

HARMONICS AND SPURIOUS EMISSIONS

LOW CHANNEL – CDD (MCS0)

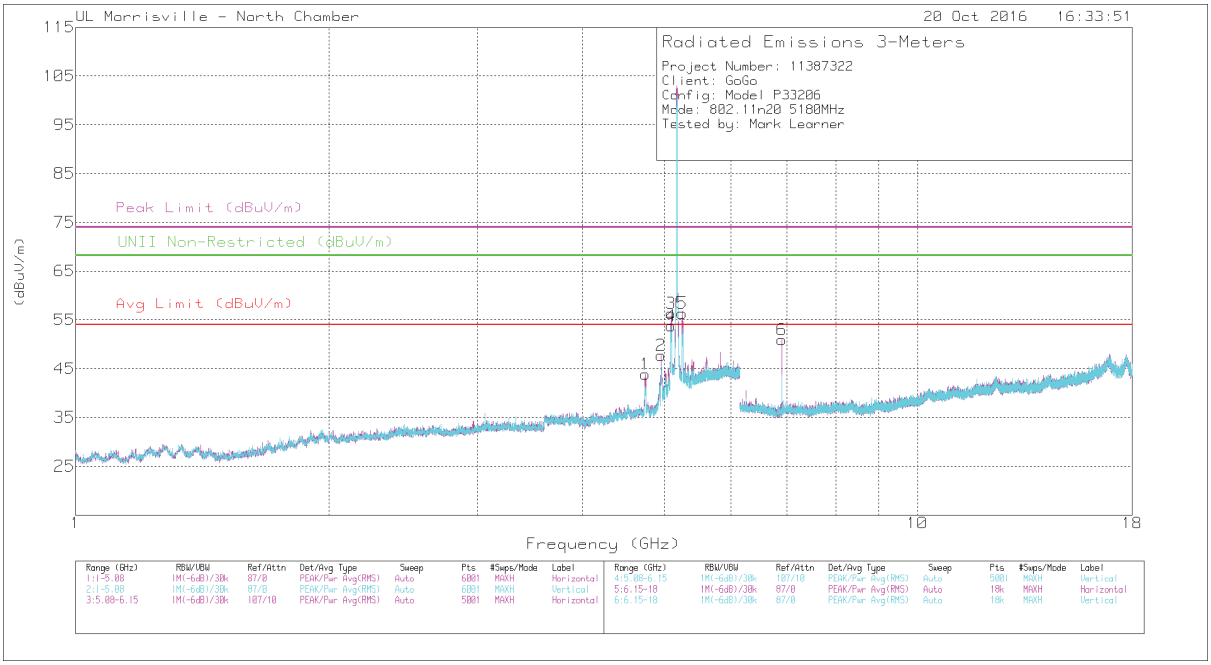

Mark.	Freq (GHz)	Meter Reading (dBuV)	Det	AF AT0072 (dB/m)	Amp/Cbl/Fltr/Pad (dB)	DC Corr (dB)	Corrected Reading (dBuV/m)	Avg Limit (dBuV/m)	Margin (dB)	Peak Limit (dBuV/m)	PK Margin (dB)	UNII Non-Restricted (dBuV/m)	PK Margin (dB)	Azimuth (Degs)	Height (cm)	Pol
1	* 4.75	48.03	PK-U	34.1	-31.9	0	50.23	-	-	74	-23.77	-	-	359	103	H
	* 4.75	38.23	ADR	34.1	-31.9	.22	40.65	54	-13.35	-	-	-	-	359	103	H
2	* 4.964	49.33	PK-U	34.2	-31.1	0	52.43	-	-	74	-21.57	-	-	63	254	H
	* 4.964	42.5	ADR	34.2	-31.1	.22	45.82	54	-8.18	-	-	-	-	63	254	H
3	* 5.1	49.77	PK-U	34.1	-22.8	0	61.07	-	-	74	-12.93	-	-	359	127	H
	* 5.101	40.76	ADR	34.1	-22.9	.22	52.18	54	-1.82	-	-	-	-	359	127	H
4	* 5.096	45.75	PK-U	34.1	-22.8	0	57.05	-	-	74	-16.95	-	-	0	399	V
	* 5.096	35.47	ADR	34.1	-22.8	.22	46.99	54	-7.01	-	-	-	-	0	399	V
5	5.256	47.86	PK-U	34.4	-23.2	0	59.06	-	-	-	-	68.2	-9.14	0	102	H
6	6.907	47.28	PK-U	35.4	-30	0	52.68	-	-	-	-	68.2	-15.52	82	107	H

* - indicates frequency in CFR47 Pt 15 / IC RSS-Restricted Band
Pk - Peak detector
PK-U - U-NII: Maximum Peak
ADR - U-NII AD primary method, RMS average

This report shall not be reproduced except in full, without the written approval of UL LLC.

MID CHANNEL – CDD (MCS0)

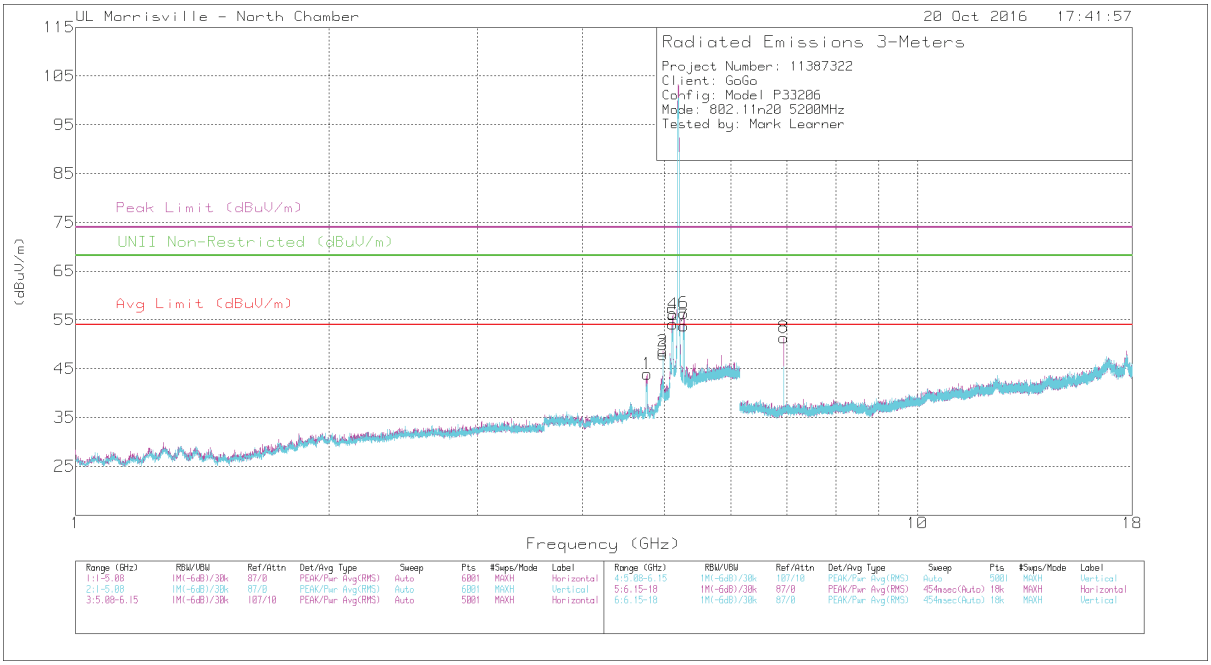

Mark.	Freq. (GHz)	Meter Reading (dBuV)	Det	AF AT0072 (dB/m)	Amp/Cbl/Fltr/Pad (dB)	DC Corr (dB)	Corrected Reading (dBuV/m)	Avg Limit (dBuV/m)	Margin (dB)	Peak Limit (dBuV/m)	PK Margin (dB)	UNII Non-Restricted (dBuV/m)	PK Margin (dB)	Azimuth (Degs)	Height (cm)	Pol.
1	* 4.774	47.5	PK-U	34	-31.5	0	50	-	-	74	-24	-	-	66	275	H
	* 4.774	37.4	ADR	34	-31.5	.22	40.12	54	-13.88	-	-	-	-	66	275	H
2	* 4.984	49.08	PK-U	34.2	-31.2	0	52.08	-	-	74	-21.92	-	-	15	235	H
	* 4.983	40.56	ADR	34.2	-31.2	.22	43.78	54	-10.22	-	-	-	-	15	235	H
3	* 4.983	48.64	PK-U	34.2	-31.2	0	51.64	-	-	74	-22.36	-	-	27	293	V
	* 4.983	42.37	ADR	34.2	-31.2	.22	45.59	54	-8.41	-	-	-	-	27	293	V
4	* 5.126	48.98	PK-U	34.2	-22.8	0	60.38	-	-	74	-13.62	-	-	0	120	H
	* 5.125	39.43	ADR	34.2	-22.8	.22	51.05	54	-2.95	-	-	-	-	0	120	H
5	* 5.119	48.53	PK-U	34.2	-22.8	0	59.93	-	-	74	-14.07	-	-	0	109	V
	* 5.119	39.5	ADR	34.2	-22.8	.22	51.12	54	-2.88	-	-	-	-	0	109	V
7	5.281	49.54	PK-U	34.4	-23.2	0	60.74	-	-	-	-	68.2	-7.46	1	349	V
6	5.281	51.41	PK-U	34.4	-23.2	0	62.61	-	-	-	-	68.2	-5.59	0	104	H
8	6.933	48.05	PK-U	35.4	-29.7	0	53.75	-	-	-	-	68.2	-14.45	82	104	H

* - indicates frequency in CFR47 Pt 15 / IC RSS-Restricted Band
Pk - Peak detector
PK-U - U-NII: Maximum Peak
ADR - U-NII AD primary method, RMS average

This report shall not be reproduced except in full, without the written approval of UL LLC.

HIGH CHANNEL – CDD (MCS0)

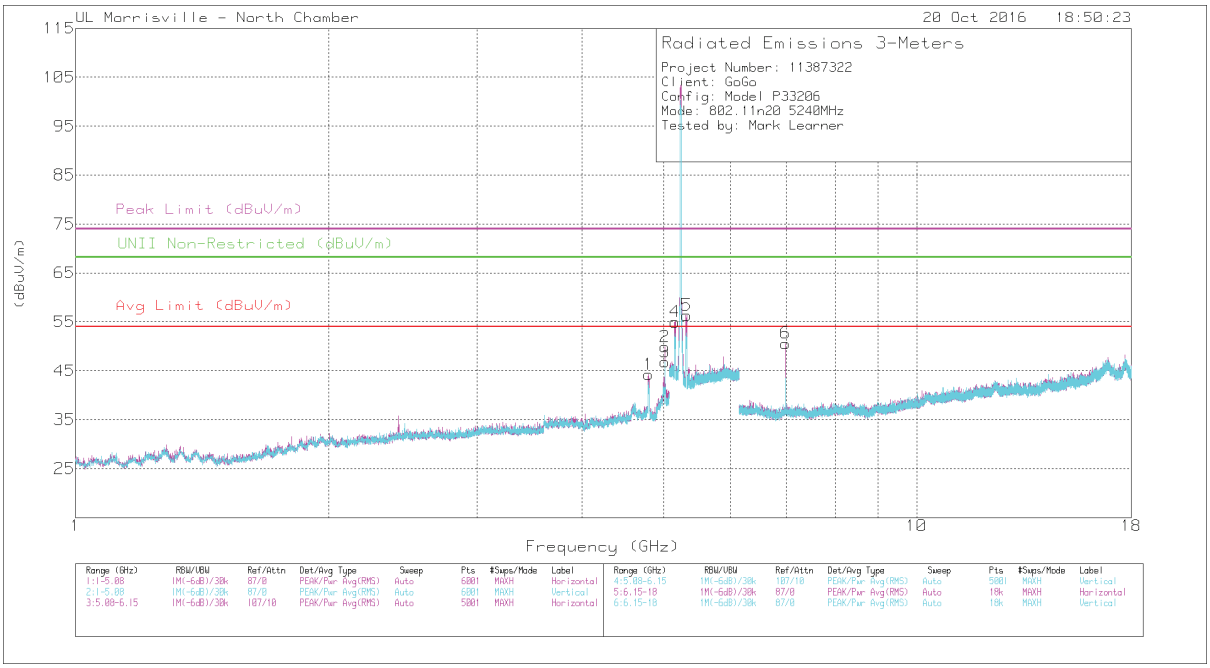

Mark.	Freq. (GHz)	Meter Reading (dBuV)	Det	AF AT0072 (dB/m)	Amp/Cbl/Fltr/Pad (dB)	DC Corr (dB)	Corrected Reading (dBuV/m)	Avg Limit (dBuV/m)	Margin (dB)	Peak Limit (dBuV/m)	PK Margin (dB)	UNII Non-Restricted (dBuV/m)	PK Margin (dB)	Azimuth (Degs)	Height (cm)	Pol.
1	* 4.805	47.38	PK-U	34	-31.3	0	50.08	-	-	74	-23.92	-	-	55	313	H
	* 4.805	37.81	ADR	34	-31.3	.22	40.73	54	-13.27	-	-	-	-	55	313	H
2	* 5.022	50.25	PK-U	34.1	-31.1	0	53.25	-	-	74	-20.75	-	-	337	103	H
	* 5.022	43.62	ADR	34.1	-31.1	.22	46.84	54	-7.16	-	-	-	-	337	103	H
3	* 5.022	48.42	PK-U	34.1	-31.1	0	51.42	-	-	74	-22.58	-	-	29	318	V
	* 5.022	42.48	ADR	34.1	-31.1	.22	45.7	54	-8.3	-	-	-	-	29	318	V
4	5.162	50.84	PK-U	34.3	-22.9	0	62.24	-	-	-	-	68.2	-5.96	5	105	H
5	5.328	50.34	PK-U	34.4	-23.3	0	61.44	-	-	-	-	68.2	-6.76	4	103	H
6	6.987	47.71	PK-U	35.4	-29.8	0	53.31	-	-	-	-	68.2	-14.89	73	102	H

* - indicates frequency in CFR47 Pt 15 / IC RSS-Restricted Band
Pk - Peak detector
PK-U - U-NII: Maximum Peak
ADR - U-NII AD primary method, RMS average

This report shall not be reproduced except in full, without the written approval of UL LLC.

LOW CHANNEL – SDM (MCS16)

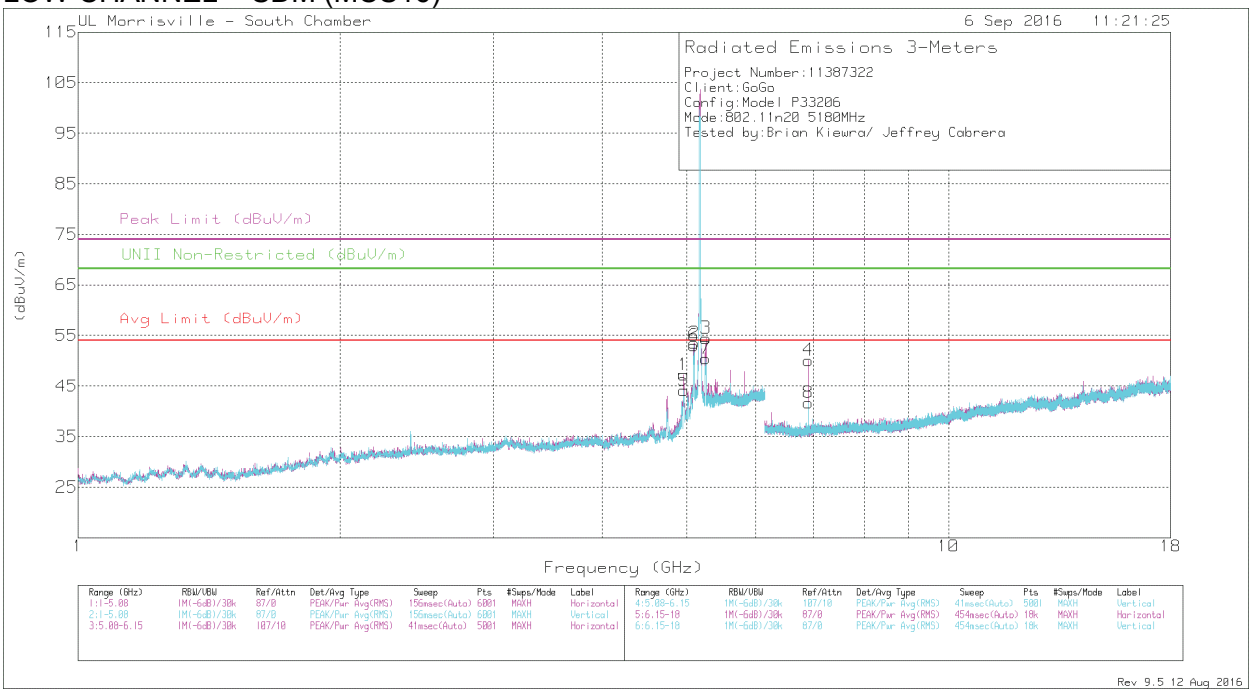

Trace Markers

Marker	Frequency (GHz)	Meter Reading (dBuV)	Det	AF AT0069 (dB/m)	Amp/Cbl /Fltr/Pad (dB)	DC Corr (dB)	Corrected Reading (dBuV/m)	Avg Limit (dBuV/m)	Margin (dB)	Peak Limit (dBuV/m)	PK Margin (dB)	UNII Non-Restricted (dBuV/m)	PK Margin (dB)	Azimuth (Degs)	Height (cm)	Polarity
1	* 4.963	46.52	PK-U	34.1	-29.7	0	50.92	-	-	74	-23.08	-	-	67	198	H
	* 4.964	35.78	ADR	34.1	-29.7	.59	40.77	54	-13.23	-	-	-	-	67	198	H
5	* 4.964	46.5	PK-U	34.1	-29.7	0	50.9	-	-	74	-23.1	-	-	38	103	V
	* 4.964	37.02	ADR	34.1	-29.7	.59	42.01	54	-11.99	-	-	-	-	38	103	V
2	* 5.102	48.04	PK-U	34.1	-22.6	0	59.54	-	-	74	-14.46	-	-	66	198	H
	* 5.102	35.96	ADR	34.1	-22.6	.59	48.05	54	-5.95	-	-	-	-	66	198	H
6	* 5.099	48.02	PK-U	34.1	-22.6	0	59.52	-	-	74	-14.48	-	-	120	103	V
	* 5.099	36.98	ADR	34.1	-22.6	.59	49.07	54	-4.93	-	-	-	-	120	103	V
7	5.261	44.95	PK-U	34.3	-22.9	0	56.35	-	-	-	-	68.2	-11.85	78	103	V
3	5.263	49.2	PK-U	34.3	-22.9	0	60.6	-	-	-	-	68.2	-7.6	65	103	H
4	6.907	45.59	PK-U	35.5	-28.7	0	52.39	-	-	-	-	68.2	-15.81	100	198	H
8	6.907	40.93	PK-U	35.5	-28.7	0	47.73	-	-	-	-	68.2	-20.47	88	198	V

* - indicates frequency in CFR47 Pt 15 / IC RSS-Restricted Band
Pk - Peak detector
PK-U - U-NII: Maximum Peak
ADR - U-NII AD primary method, RMS average

This report shall not be reproduced except in full, without the written approval of UL LLC.

MID CHANNEL – SDM (MCS16)

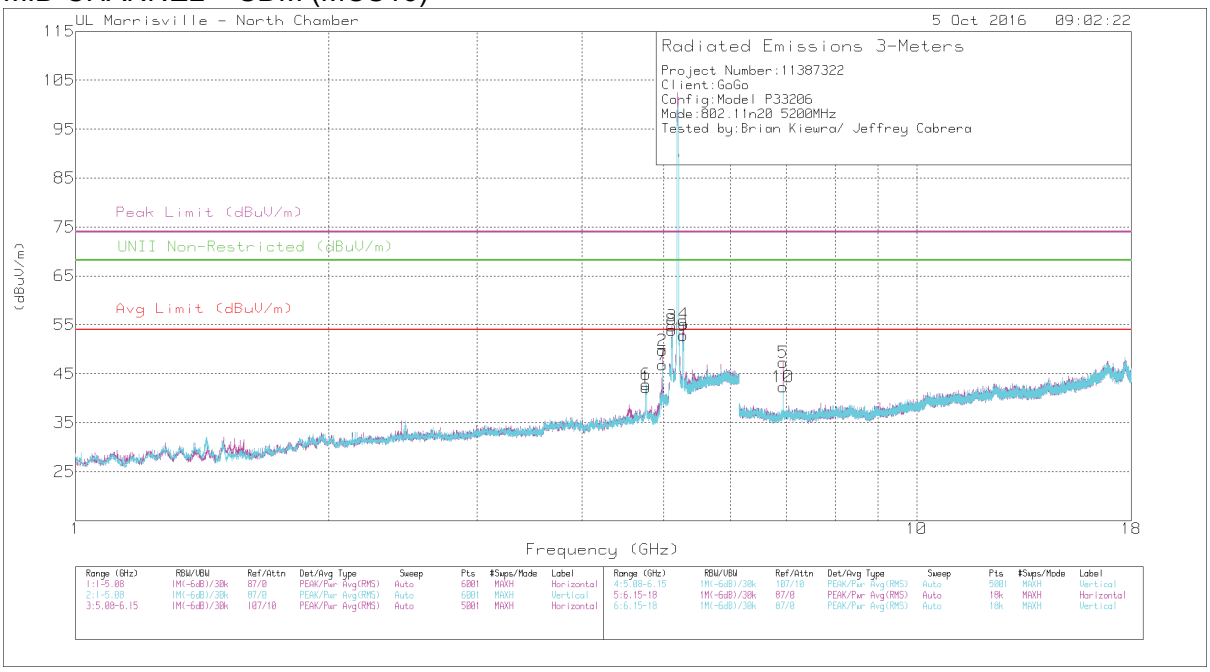

Marker	Freq (GHz)	Meter Reading (dBuV)	Det	AF AT0072 (dB/m)	Amp/Cbl /Fltr/Pad (dB)	DC Corr (dB)	Corrected Reading (dBuV/m)	Avg Limit (dBuV/m)	Margin (dB)	Peak Limit (dBuV/m)	PK Margin (dB)	UNII Non-Restricted (dBuV/m)	PK Margin (dB)	Azimuth (Degs)	Height (cm)	Pol
1	* 4.767	46.99	PK-U	34	-31.6	0	49.39	-	-	74	-24.61	-	-	49	271	H
	* 4.768	35.59	ADR	34	-31.6	.59	38.58	54	-15.42	-	-	-	-	49	271	H
2	* 4.983	49.03	PK-U	34.2	-31.2	0	52.03	-	-	74	-21.97	-	-	348	102	H
	* 4.983	40.86	ADR	34.2	-31.2	.59	44.45	54	-9.55	-	-	-	-	348	102	H
6	* 4.768	46.18	PK-U	34	-31.6	0	48.58	-	-	74	-25.42	-	-	31	108	V
	* 4.768	35.31	ADR	34	-31.6	.59	38.3	54	-15.7	-	-	-	-	31	108	V
7	* 4.983	46.06	PK-U	34.2	-31.2	0	49.06	-	-	74	-24.94	-	-	5	102	V
	* 4.983	37.85	ADR	34.2	-31.2	.59	41.44	54	-12.56	-	-	-	-	5	102	V
3	* 5.112	48.05	PK-U	34.2	-22.8	0	59.45	-	-	74	-14.55	-	-	354	103	H
	* 5.112	37.33	ADR	34.2	-22.8	.59	49.32	54	-4.68	-	-	-	-	354	103	H
8	* 5.117	48.06	PK-U	34.2	-22.8	0	59.46	-	-	74	-14.54	-	-	36	102	V
	* 5.118	37.55	ADR	34.2	-22.8	.59	49.54	54	-4.46	-	-	-	-	36	102	V
9	5.279	48.7	PK-U	34.4	-23.2	0	59.9	-	-	-	-	68.2	-8.3	319	371	V
4	5.283	48.99	PK-U	34.4	-23.2	0	60.19	-	-	-	-	68.2	-8.01	340	102	H
5	6.933	44.42	PK-U	35.4	-29.7	0	50.12	-	-	-	-	68.2	-18.08	330	102	H
10	6.933	41.49	PK-U	35.4	-29.7	0	47.19	-	-	-	-	68.2	-21.01	75	230	V

* - indicates frequency in CFR47 Pt 15 / IC RSS-Restricted Band
Pk - Peak detector
PK-U - U-NII: Maximum Peak
ADR - U-NII AD primary method, RMS average

This report shall not be reproduced except in full, without the written approval of UL LLC.

HIGH CHANNEL – SDM (MCS16)

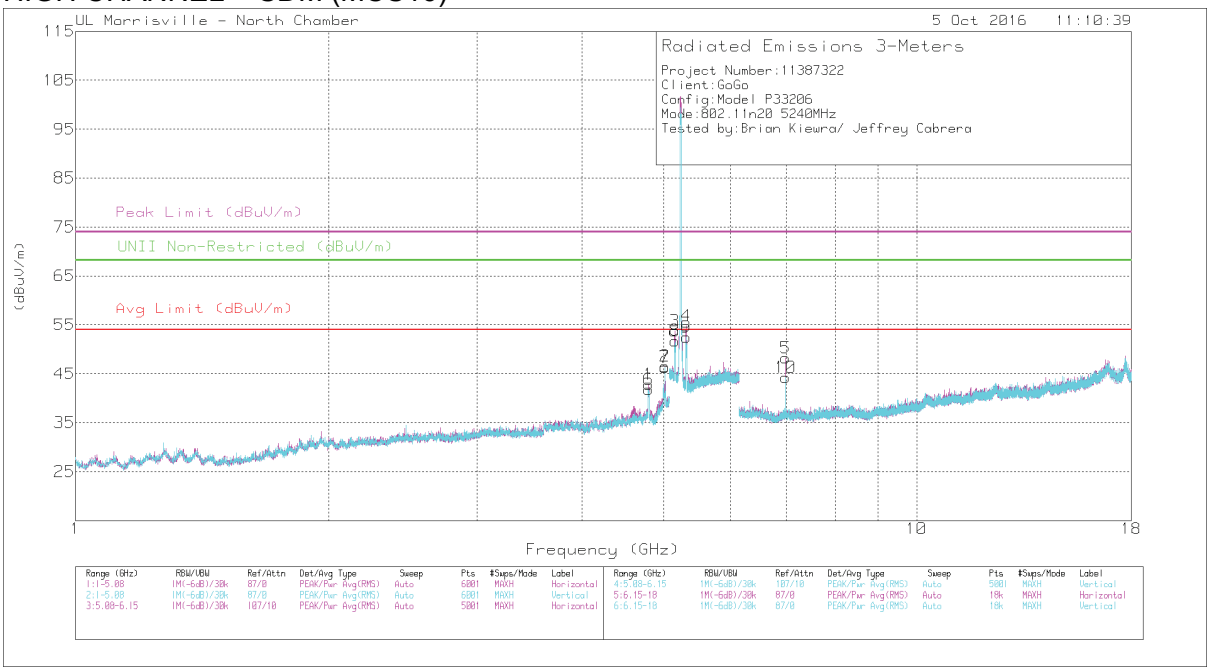

Trace Markers

Marker	Freq. (GHz)	Meter Reading (dBuV)	Det	AF AT0072 (dB/m)	Amp/Cbl /Fltr/Pad (dB)	DC Corr (dB)	Corrected Reading (dBuV/m)	Avg Limit (dBuV/m)	Margin (dB)	Peak Limit (dBuV/m)	PK Margin (dB)	UNII Non-Restricted (dBuV/m)	PK Margin (dB)	Azimuth (Degs)	Height (cm)	Pol
1	* 4.803	46.62	PK-U	34	-31.3	0	49.32	-	-	74	-24.68	-	-	1	105	H
	* 4.803	35.33	ADR	34	-31.3	.59	38.62	54	-15.38	-	-	-	-	1	105	H
2	* 5.022	47.69	PK-U	34.1	-31.1	0	50.69	-	-	74	-23.31	-	-	236	321	H
	* 5.022	41.1	ADR	34.1	-31.1	.59	44.69	54	-9.31	-	-	-	-	236	321	H
6	* 4.803	46.5	PK-U	34	-31.3	0	49.2	-	-	74	-24.8	-	-	18	103	V
	* 4.803	35.18	ADR	34	-31.3	.59	38.47	54	-15.53	-	-	-	-	18	103	V
7	* 5.022	49.29	PK-U	34.1	-31.1	0	52.29	-	-	74	-21.71	-	-	311	227	V
	* 5.022	43.18	ADR	34.1	-31.1	.59	46.77	54	-7.23	-	-	-	-	311	227	V
3	5.157	48.76	PK-U	34.3	-22.9	0	60.16	-	-	-	-	68.2	-8.04	341	149	H
8	5.161	49.26	PK-U	34.3	-22.9	0	60.66	-	-	-	-	68.2	-7.54	310	237	V
9	5.322	48.25	PK-U	34.4	-23.3	0	59.35	-	-	-	-	68.2	-8.85	270	242	H
4	5.323	47.85	PK-U	34.4	-23.3	0	58.95	-	-	-	-	68.2	-9.25	17	111	V
5	6.987	46.2	PK-U	35.4	-29.8	0	51.8	-	-	-	-	68.2	-16.4	72	206	H
10	6.987	43.23	PK-U	35.4	-29.8	0	48.83	-	-	-	-	68.2	-19.37	68	230	V

* - indicates frequency in CFR47 Pt 15 / IC RSS-Restricted Band
PK-U - U-NII: Maximum Peak
ADR - U-NII AD primary method, RMS average

This report shall not be reproduced except in full, without the written approval of UL LLC.

9.2.3. 1-18 GHz, 802.11n HT40 MODE IN THE 5.2 GHz BAND

RESTRICTED BANDEDGE (LOW CHANNEL – CDD, MCS0)

HORIZONTAL

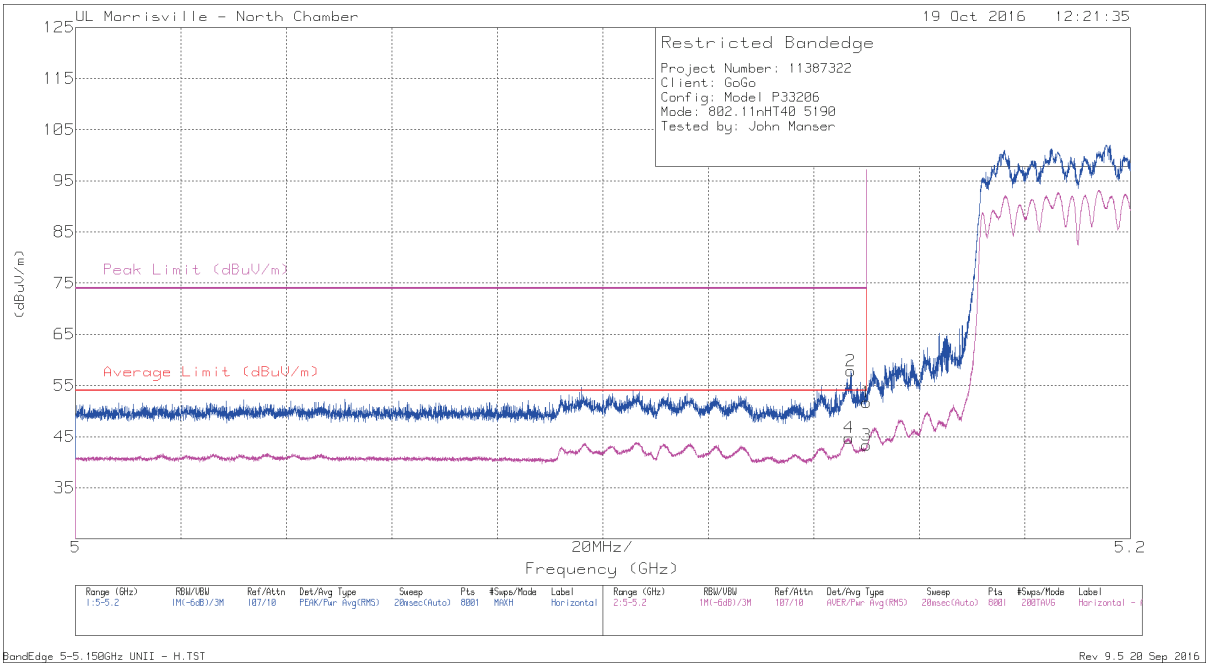

Marker	Frequency (GHz)	Meter Reading (dBuV)	Det	AF AT0072 (dB/m)	Amp/Cbl/ Fltr/Pad (dB)	DC Corr (dB)	Corrected Reading (dBuV/m)	Average Limit (dBuV/m)	Margin (dB)	Peak Limit (dBuV/m)	PK Margin (dB)	Azimuth (Degs)	Height (cm)	Polarity
2	* 5.147	46.5	Pk	34.3	-23	0	57.8	-	-	74	-16.2	286	291	H
4	* 5.147	33.02	RMS	34.3	-23	.43	44.75	54	-9.25	-	-	286	291	H
1	5.15	40.37	Pk	34.3	-23	0	51.67	-	-	74	-22.33	286	291	H
3	5.15	31.61	RMS	34.3	-23	.43	43.34	54	-10.66	-	-	286	291	H

* - indicates frequency in CFR47 Pt 15 / IC RSS-Restricted Band
Pk - Peak detector
RMS - RMS detection
BandEdge 5-5.150GHz UNII - H.TST
Rev 9.5 20 Sep 2016

This report shall not be reproduced except in full, without the written approval of UL LLC.

VERTICAL

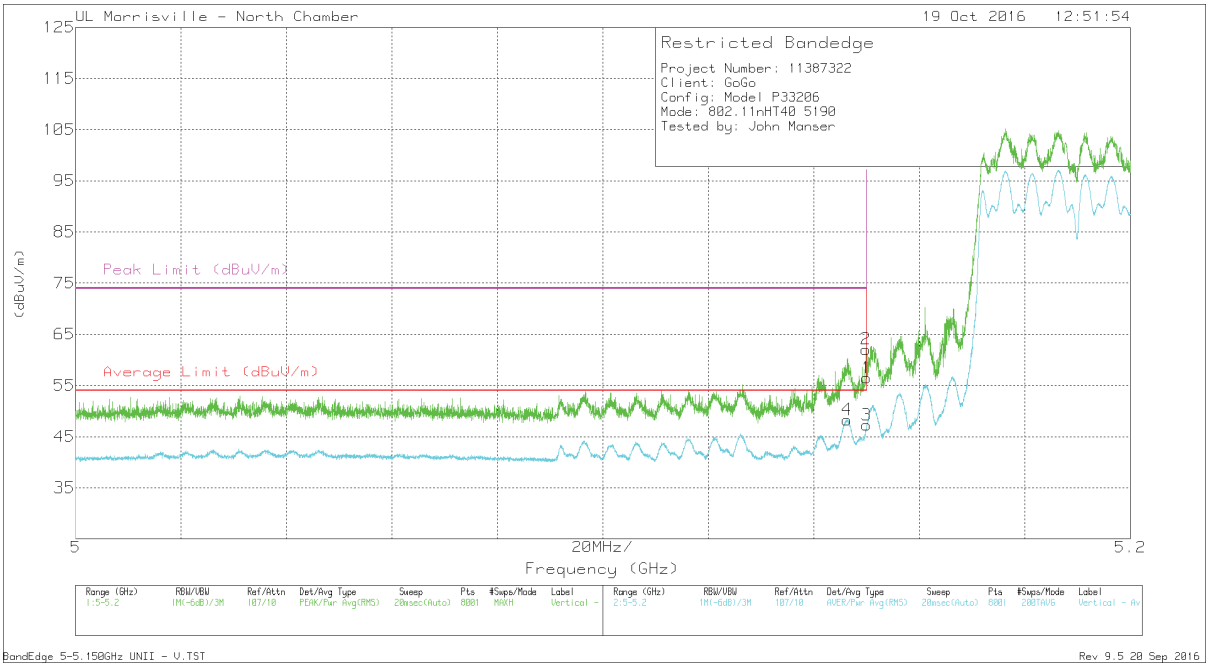

Marker	Frequency (GHz)	Meter Reading (dBuV)	Det	AF AT0072 (dB/m)	Amp/Cbl/ Fltr/Pad (dB)	DC Corr (dB)	Corrected Reading (dBuV/m)	Average Limit (dBuV/m)	Margin (dB)	Peak Limit (dBuV/m)	PK Margin (dB)	Azimuth (Degs)	Height (cm)	Polarity
2	* 5.15	50.78	Pk	34.3	-23	0	62.08	-	-	74	-11.92	349	392	V
4	* 5.146	36.58	RMS	34.3	-23	.43	48.31	54	-5.69	-	-	349	392	V
1	5.15	45.18	Pk	34.3	-23	0	56.48	-	-	74	-17.52	349	392	V
3	5.15	35.54	RMS	34.3	-23	.43	47.27	54	-6.73	-	-	349	392	V

* - indicates frequency in CFR47 Pt 15 / IC RSS-Restricted Band
Pk - Peak detector
RMS - RMS detection
BandEdge 5-5.150GHz UNII - V.TST
Rev 9.5 20 Sep 2016

This report shall not be reproduced except in full, without the written approval of UL LLC.

RESTRICTED BANDEDGE (HIGH CHANNEL – CDD, MCS0)

HORIZONTAL

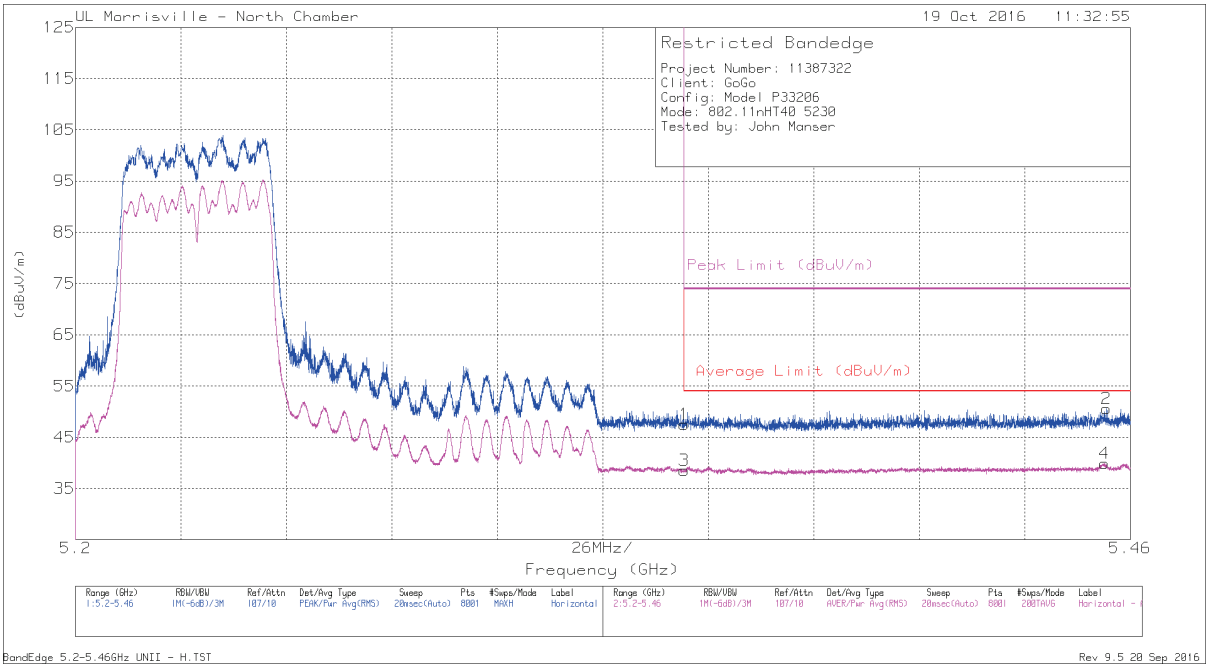

Marker	Freq. (GHz)	Meter Reading (dBuV)	Det	AF AT0072 (dB/m)	Amp/Cbl /Fltr/Pad (dB)	DC Corr (dB)	Corrected Reading (dBuV/m)	Average Limit (dBuV/m)	Margin (dB)	Peak Limit (dBuV/m)	PK Margin (dB)	Azimuth (Degs)	Height (cm)	Polarity
1	* 5.35	36.4	Pk	34.4	-23.3	0	47.5	-	-	74	-26.5	58	307	H
2	* 5.454	39.31	Pk	34.5	-23.2	0	50.61	-	-	74	-23.39	58	307	H
3	* 5.35	27	RMS	34.4	-23.3	.43	38.53	54	-15.47	-	-	58	307	H
4	* 5.454	28.14	RMS	34.5	-23.2	.43	39.87	54	-14.13	-	-	58	307	H

* - indicates frequency in CFR47 Pt 15 / IC RSS-Restricted Band
Pk - Peak detector
RMS - RMS detection
BandEdge 5.2-5.46GHz UNII - H.TST
Rev 9.5 20 Sep 2016

This report shall not be reproduced except in full, without the written approval of UL LLC.

VERTICAL

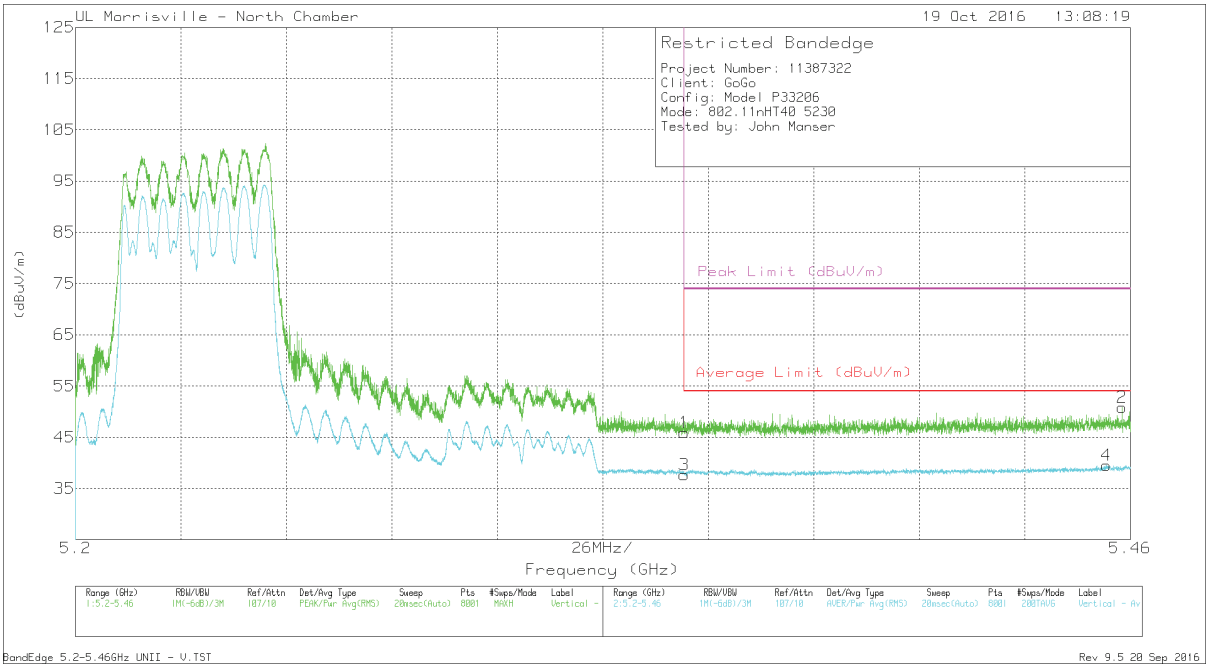

Marker	Frequency (GHz)	Meter Reading (dBuV)	Det	AF AT0072 (dB/m)	Amp/Cbl /Fltr/Pad (dB)	DC Corr (dB)	Corrected Reading (dBuV/m)	Average Limit (dBuV/m)	Margin (dB)	Peak Limit (dBuV/m)	PK Margin (dB)	Azimuth (Degs)	Height (cm)	Polarity
1	* 5.35	34.84	Pk	34.4	-23.3	0	45.94	-	-	74	-28.06	358	325	V
2	* 5.458	39.56	Pk	34.5	-23.2	0	50.86	-	-	74	-23.14	358	325	V
3	* 5.35	26.17	RMS	34.4	-23.3	.43	37.7	54	-16.3	-	-	358	325	V
4	* 5.454	27.76	RMS	34.5	-23.2	.43	39.49	54	-14.51	-	-	358	325	V

* - indicates frequency in CFR47 Pt 15 / IC RSS-Restricted Band
Pk - Peak detector
RMS - RMS detection
BandEdge 5.2-5.46GHz UNII - V.TST
Rev 9.5 20 Sep 2016

This report shall not be reproduced except in full, without the written approval of UL LLC.

RESTRICTED BANDEDGE (LOW CHANNEL – SDM, MCS16)

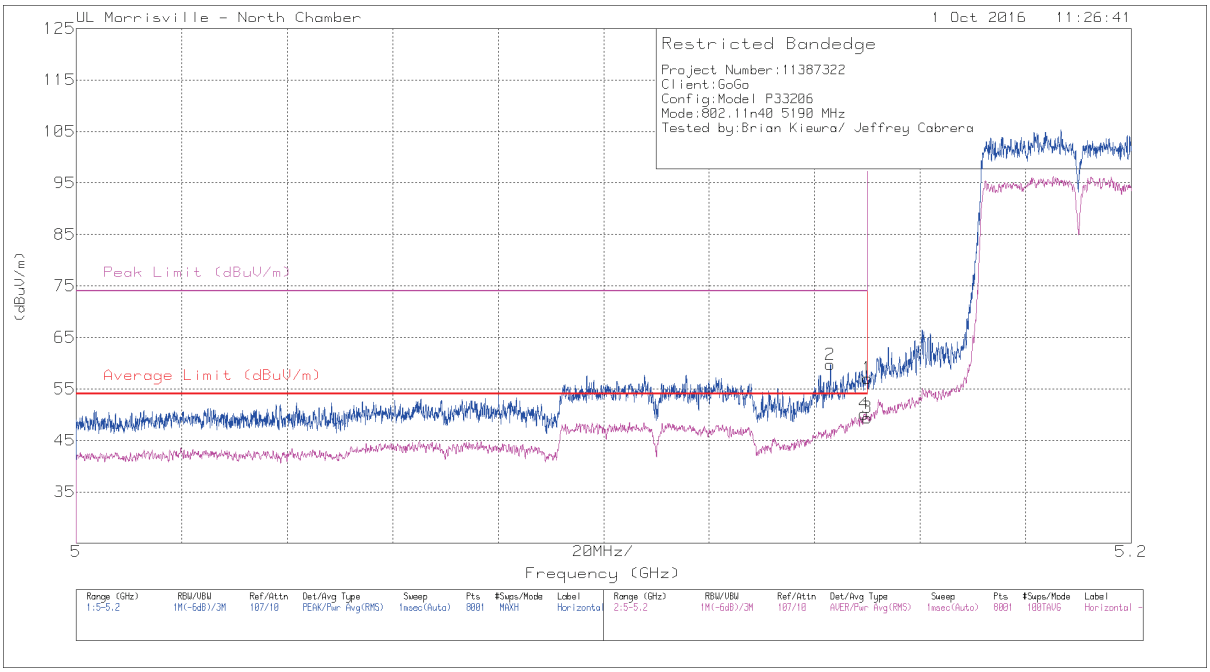

Trace Markers

Marker	Frequency (GHz)	Meter Reading (dBuV)	Det	AF AT0069 (dB/m)	Amp/Cbl /Fltr/Pad (dB)	DC Corr (dB)	Corrected Reading (dBuV/m)	Average Limit (dBuV/m)	Margin (dB)	Peak Limit (dBuV/m)	PK Margin (dB)	Azimuth (Degs)	Height (cm)	Polarity
2	* 5.143	48.33	Pk	34.2	-22.8	0	59.73	-	-	74	-14.27	5	104	H
4	* 5.149	38.26	RMS	34.2	-22.9	.59	50.15	54	-3.85	-	-	5	104	H
1	5.15	45.78	Pk	34.2	-22.9	0	57.08	-	-	74	-16.92	5	104	H
3	5.15	37.52	RMS	34.2	-22.9	.59	49.41	54	-4.59	-	-	5	104	H

* - indicates frequency in CFR47 Pt 15 / IC RSS-Restricted Band
Pk - Peak detector
RMS - RMS detection

This report shall not be reproduced except in full, without the written approval of UL LLC.

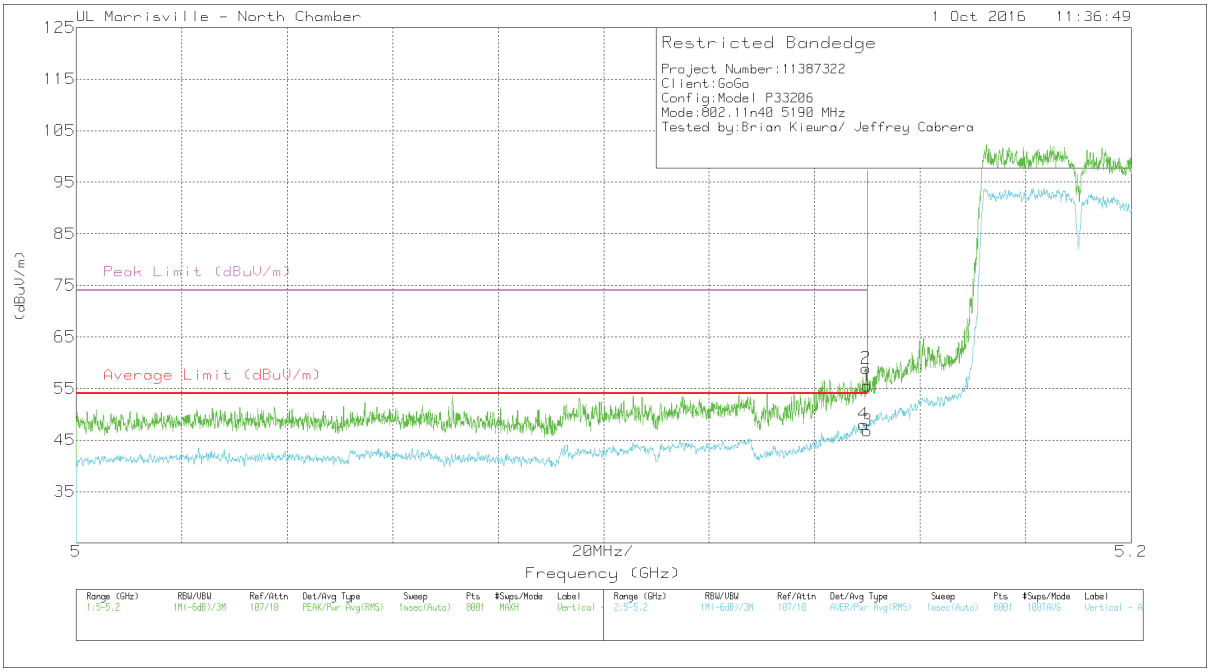

Trace Markers

Marker	Frequency (GHz)	Meter Reading (dBuV)	Det	AF AT0069 (dB/m)	Amp/Cbl /Fltr/Pad (dB)	DC Corr (dB)	Corrected Reading (dBuV/m)	Average Limit (dBuV/m)	Margin (dB)	Peak Limit (dBuV/m)	PK Margin (dB)	Azimuth (Degs)	Height (cm)	Polarity
2	* 5.15	47.63	Pk	34.2	-22.9	0	58.93	-	-	74	-15.07	6	373	V
4	* 5.149	36.18	RMS	34.2	-22.9	.59	48.07	54	-5.93	-	-	6	373	V
1	5.15	44.24	Pk	34.2	-22.9	0	55.54	-	-	74	-18.46	6	373	V
3	5.15	34.95	RMS	34.2	-22.9	.59	46.84	54	-7.16	-	-	6	373	V

* - indicates frequency in CFR47 Pt 15 / IC RSS-Restricted Band
Pk - Peak detector
RMS - RMS detection

This report shall not be reproduced except in full, without the written approval of UL LLC.

RESTRICTED BANDEDGE (HIGH CHANNEL – SDM, MCS16)

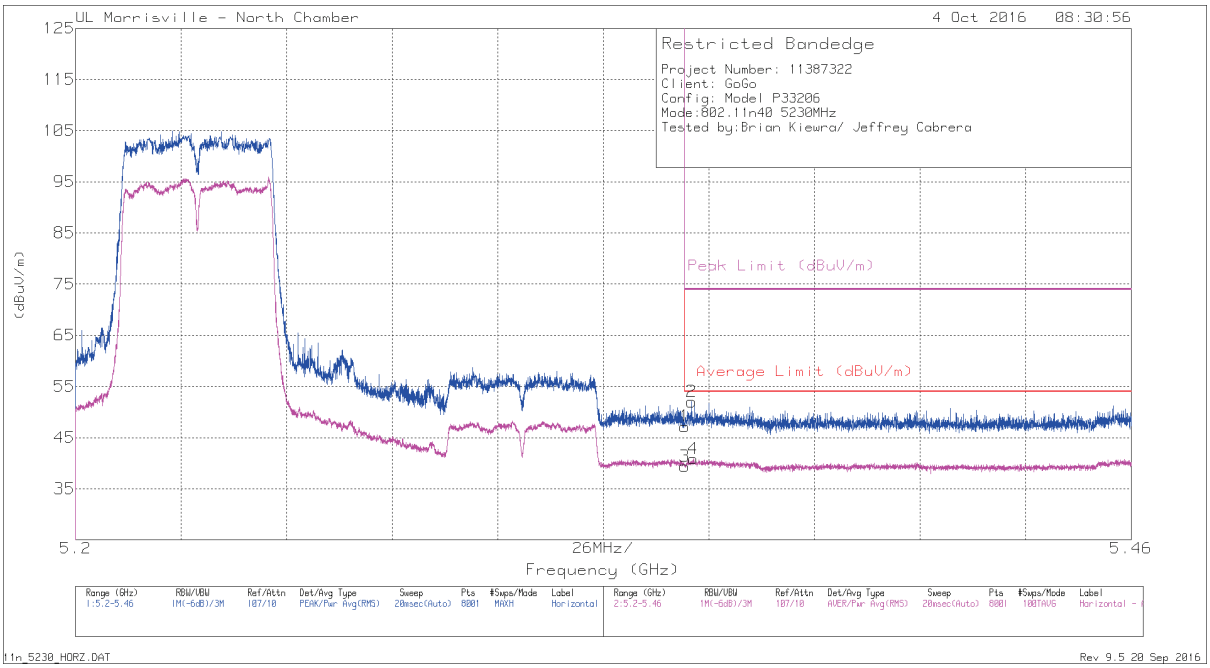

Trace Markers

Marker	Frequency (GHz)	Meter Reading (dBuV)	Det	AF AT0072 (dB/m)	Amp/Cbl/ Fltr/Pad (dB)	DC Corr (dB)	Corrected Reading (dBuV/m)	Average Limit (dBuV/m)	Margin (dB)	Peak Limit (dBuV/m)	PK Margin (dB)	Azimuth (Degs)	Height (cm)	Polarity
1	* 5.35	36.11	Pk	34.4	-23.3	0	47.21	-	-	74	-26.79	70	108	H
2	* 5.352	40.92	Pk	34.4	-23.3	0	52.02	-	-	74	-21.98	70	108	H
3	* 5.35	27.68	RMS	34.4	-23.3	.59	39.37	54	-14.63	-	-	70	108	H
4	* 5.352	29.2	RMS	34.4	-23.3	.59	40.89	54	-13.11	-	-	70	108	H

* - indicates frequency in CFR47 Pt 15 / IC RSS-Restricted Band
Pk - Peak detector
RMS - RMS detection
Rev 9.5 20 Sep 2016

This report shall not be reproduced except in full, without the written approval of UL LLC.

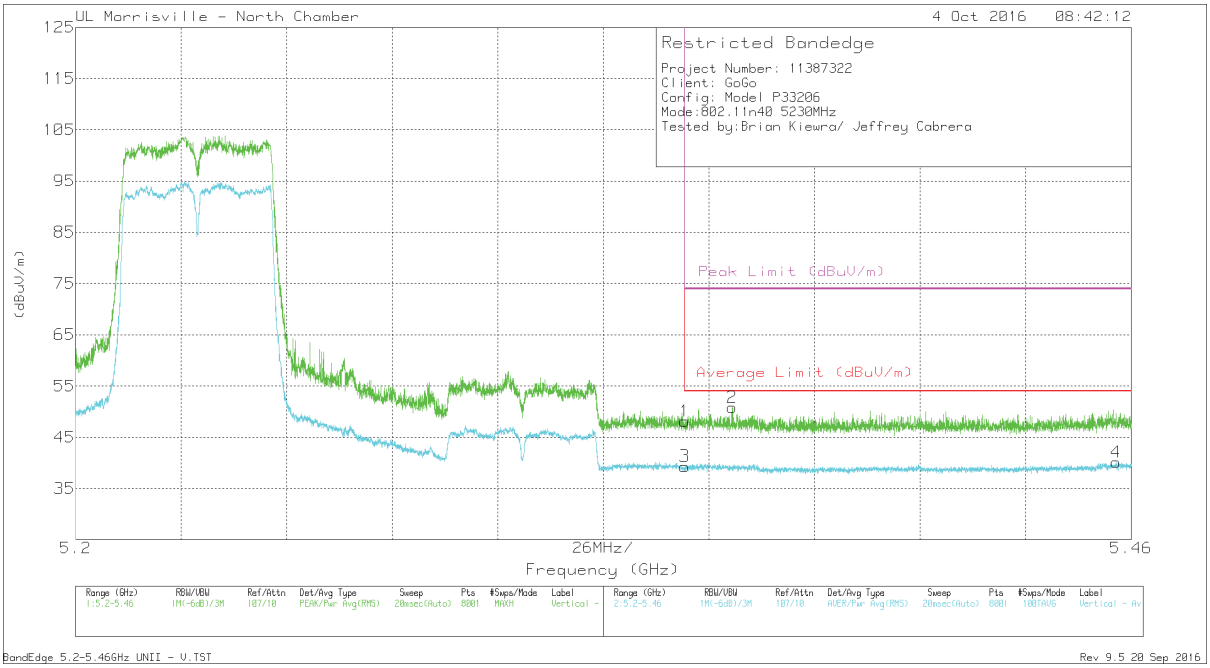

Trace Markers

Marker	Frequency (GHz)	Meter Reading (dBuV)	Det	AF AT0072 (dB/m)	Amp/Cbl /Fltr/Pad (dB)	DC Corr (dB)	Corrected Reading (dBuV/m)	Average Limit (dBuV/m)	Margin (dB)	Peak Limit (dBuV/m)	PK Margin (dB)	Azimuth (Degs)	Height (cm)	Polarity
1	* 5.35	37.05	Pk	34.4	-23.3	0	48.15	-	-	74	-25.85	25	106	V
2	* 5.362	39.75	Pk	34.4	-23.3	0	50.85	-	-	74	-23.15	25	106	V
3	* 5.35	27.64	RMS	34.4	-23.3	.59	39.33	54	-14.67	-	-	25	106	V
4	* 5.456	28.23	RMS	34.5	-23.2	.59	40.12	54	-13.88	-	-	25	106	V

* - indicates frequency in CFR47 Pt 15 / IC RSS-Restricted Band
Pk - Peak detector
RMS - RMS detection
Rev 9.5 20 Sep 2016

This report shall not be reproduced except in full, without the written approval of UL LLC.

HARMONICS AND SPURIOUS EMISSIONS

LOW CHANNEL – CDD (MCS0)

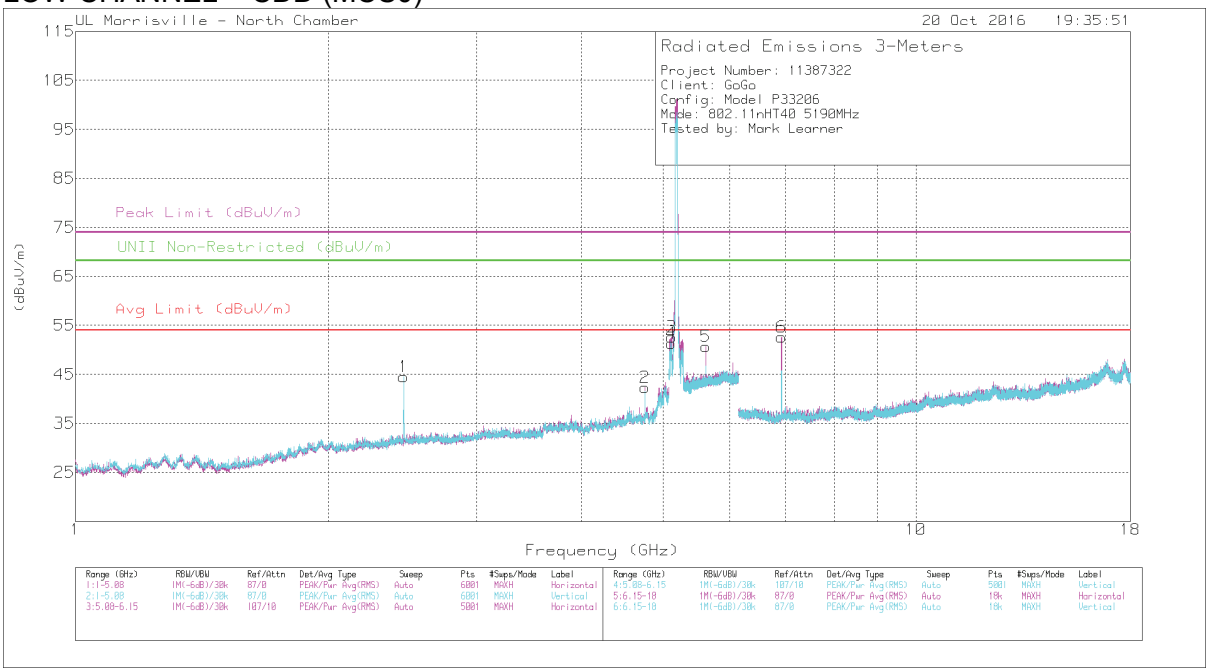

Marker	Freq. (GHz)	Meter Reading (dBuV)	Det	AF AT0072 (dB/m)	Amp/Cbl/ Fltr/Pad (dB)	DC Corr (dB)	Corrected Reading (dBuV/m)	Avg Limit (dBuV/m)	Margin (dB)	Peak Limit (dBuV/m)	PK Margin (dB)	UNII Non-Restricted (dBuV/m)	PK Margin (dB)	Azimuth (Degs)	Height (cm)	Pol
2	* 4.757	46.42	PK-U	34.1	-31.8	0	48.72	-	-	74	-25.28	-	-	5	102	H
	* 4.758	40.45	ADR	34.1	-31.8	.43	43.18	54	-10.82	-	-	-	-	5	102	H
3	* 5.122	47.29	PK-U	34.2	-22.8	0	58.69	-	-	74	-15.31	-	-	0	109	H
	* 5.118	35.13	ADR	34.2	-22.8	.43	46.96	54	-7.04	-	-	-	-	0	109	H
4	* 5.113	44.43	PK-U	34.2	-22.8	0	55.83	-	-	74	-18.17	-	-	11	359	V
	* 5.113	34.78	ADR	34.2	-22.8	.43	46.61	54	-7.39	-	-	-	-	11	359	V
1	2.456	48.9	PK-U	32.2	-34.2	0	46.9	-	-	-	-	68.2	-21.3	284	349	V
5	5.622	44.47	PK-U	34.6	-23.3	0	55.77	-	-	-	-	68.2	-12.43	2	103	H
6	6.92	48.15	PK-U	35.4	-29.8	0	53.75	-	-	-	-	68.2	-14.45	72	257	H

* - indicates frequency in CFR47 Pt 15 / IC RSS-Restricted Band
PK-U - U-NII: Maximum Peak
ADR - U-NII AD primary method, RMS average

This report shall not be reproduced except in full, without the written approval of UL LLC.

HIGH CHANNEL – CDD (MCS0)

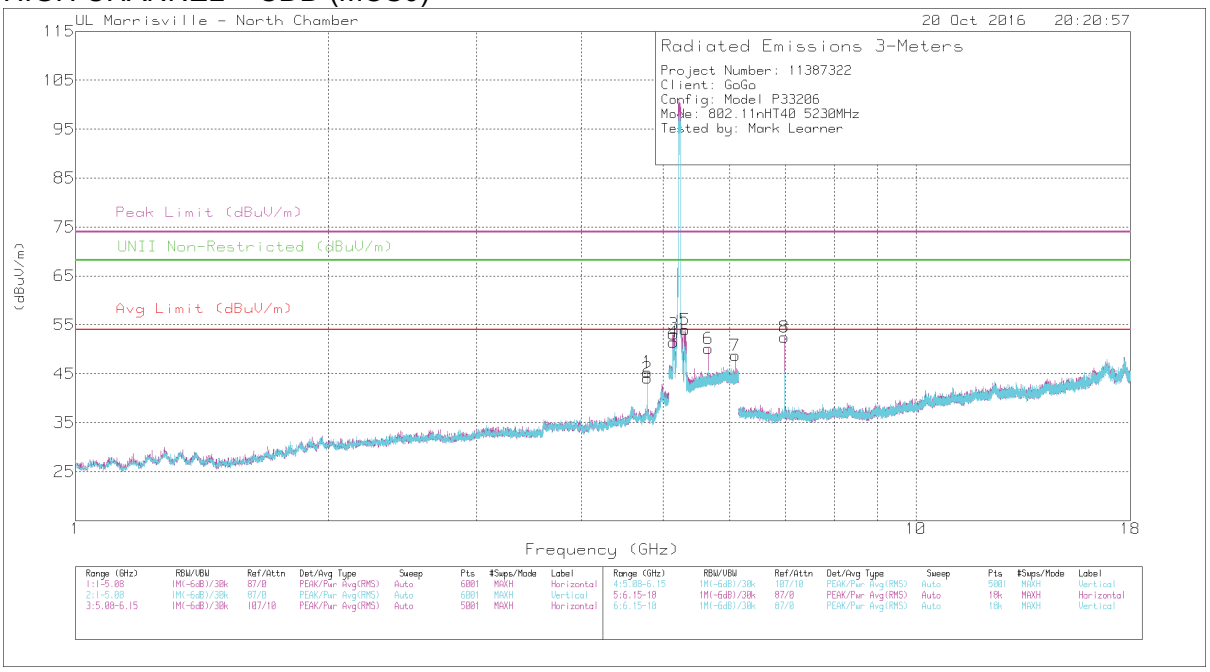

Marker	Freq (GHz)	Meter Reading (dBuV)	Det	AF AT0072 (dB/m)	Amp/Cbl/ Fltr/Pad (dB)	DC Corr (dB)	Corrected Reading (dBuV/m)	Avg Limit (dBuV/m)	Margin (dB)	Peak Limit (dBuV/m)	PK Margin (dB)	UNII Non-Restricted (dBuV/m)	PK Margin (dB)	Azimuth (Degs)	Height (cm)	Pol.
1	* 4.794	46.83	PK-U	34	-31.2	0	49.63	-	-	74	-24.37	-	-	18	102	H
	* 4.794	41.59	ADR	34	-31.2	.43	44.82	54	-9.18	-	-	-	-	18	102	H
2	* 4.794	46.38	PK-U	34	-31.2	0	49.18	-	-	74	-24.82	-	-	13	114	V
	* 4.794	40.64	ADR	34	-31.2	.43	43.87	54	-10.13	-	-	-	-	13	114	V
3	* 5.148	46.74	PK-U	34.3	-23	0	58.04	-	-	74	-15.96	-	-	360	138	H
	* 5.147	36.5	ADR	34.3	-23	.43	48.23	54	-5.77	-	-	-	-	360	138	H
4	* 5.147	45.96	PK-U	34.3	-23	0	57.26	-	-	74	-16.74	-	-	332	388	V
	* 5.147	36.32	ADR	34.3	-23	.43	48.05	54	-5.95	-	-	-	-	332	388	V
5	5.315	48	PK-U	34.4	-23.3	0	59.1	-	-	-	-	68.2	-9.1	5	121	H
6	5.666	43.74	PK-U	34.7	-23.2	0	55.24	-	-	-	-	68.2	-12.96	17	109	H
7	6.102	40.14	PK-U	35.2	-21.8	0	53.54	-	-	-	-	68.2	-14.66	15	120	H
8	6.973	49.11	PK-U	35.4	-29.7	0	54.81	-	-	-	-	68.2	-13.39	72	103	H

* - indicates frequency in CFR47 Pt 15 / IC RSS-Restricted Band
PK-U - U-NII: Maximum Peak
ADR - U-NII AD primary method, RMS average

This report shall not be reproduced except in full, without the written approval of UL LLC.

LOW CHANNEL – SDM (MCS16)

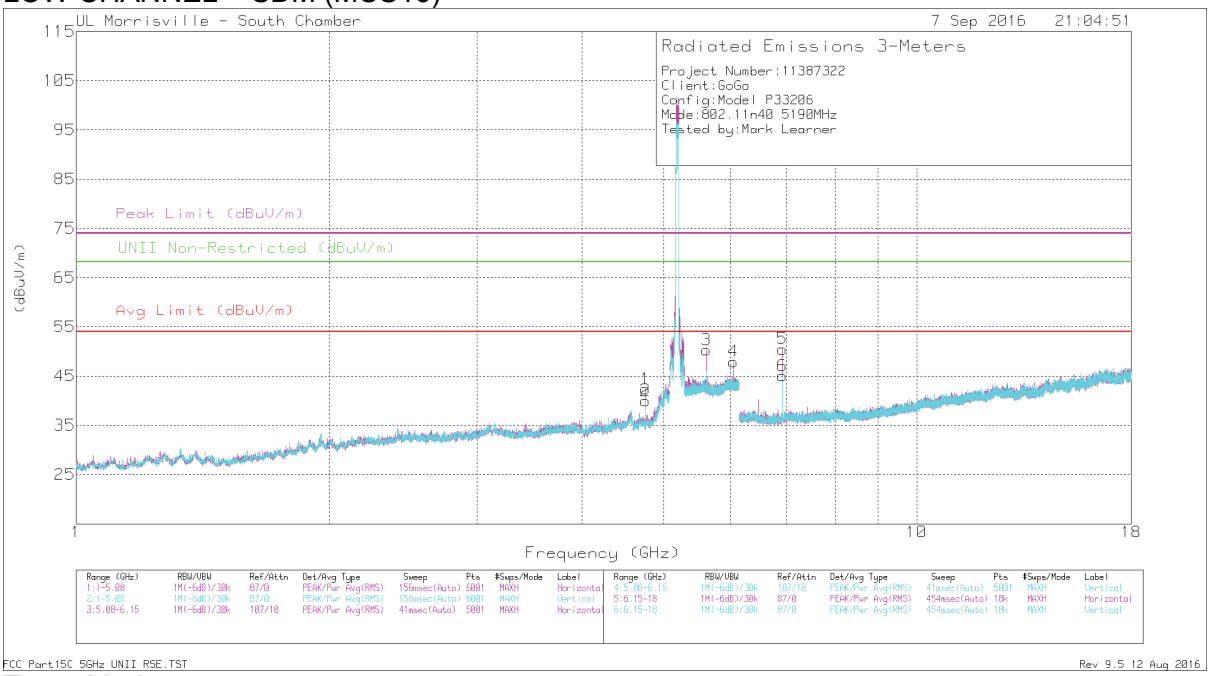

Trace Markers

Marker	Frequency (GHz)	Meter Reading (dBuV)	Det	AF AT0069 (dB/m)	Amp/Cbl/ Fltr/Pad (dB)	DC Corr (dB)	Corrected Reading (dBuV/m)	Avg Limit (dBuV/m)	Margin (dB)	Peak Limit (dBuV/m)	PK Margin (dB)	UNII Non-Restricted (dBuV/m)	PK Margin (dB)	Azimuth (Degs)	Height (cm)	Polarity
1	* 4.758	45.02	PK-U	34	-31.5	0	47.52	-	-	74	-26.48	-	-	82	117	H
	* 4.757	38.73	ADR	34	-31.5	0.59	41.82	54	-12.18	-	-	-	-	82	117	H
3	5.623	41.01	PK-U	34.7	-23.5	0	52.21	-	-	-	-	68.2	-15.99	69	258	H
4	6.055	40.55	PK-U	35.2	-23	0	52.75	-	-	-	-	68.2	-15.45	61	119	H
5	6.92	46.1	PK-U	35.5	-28.5	0	53.1	-	-	-	-	68.2	-15.1	97	214	H
6	6.92	41.88	PK-U	35.5	-28.5	0	48.88	-	-	-	-	68.2	-19.32	95	376	V

* - indicates frequency in CFR47 Pt 15 / IC RSS-Restricted Band
Pk - Peak detector
PK-U - U-NII: Maximum Peak
ADR - U-NII AD primary method, RMS average

This report shall not be reproduced except in full, without the written approval of UL LLC.

HIGH CHANNEL – SDM (MCS16)

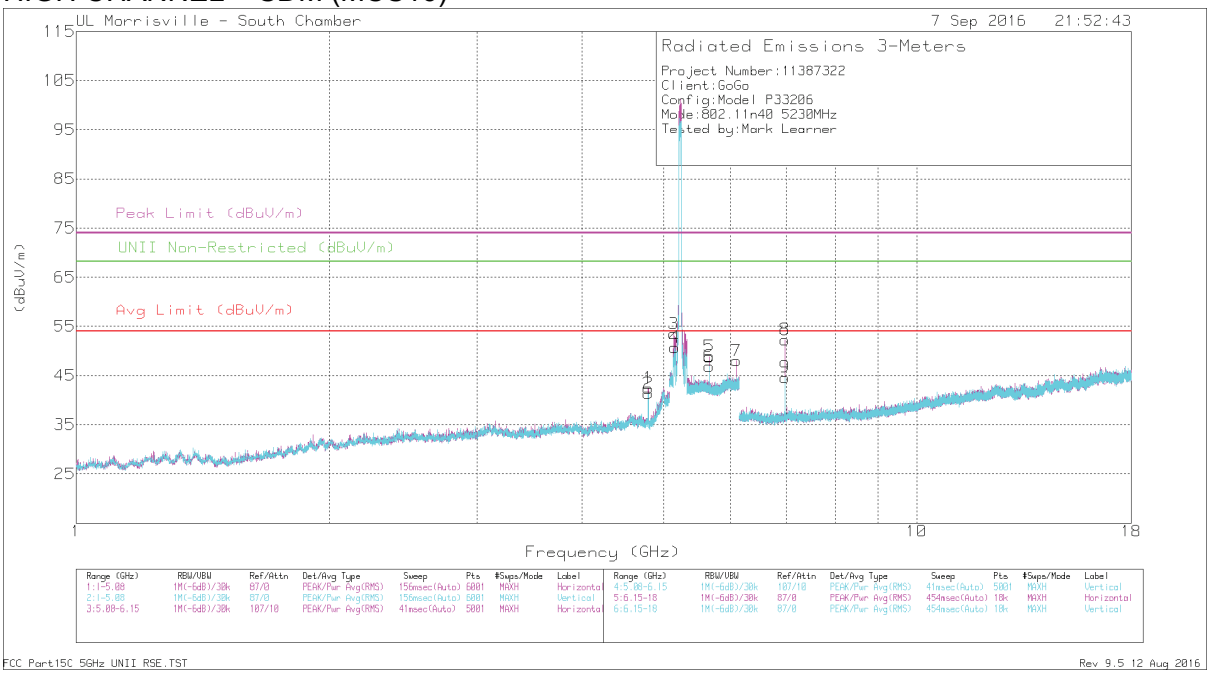

Trace Markers

Marker	Frequency (GHz)	Meter Reading (dBuV)	Det	AF AT0069 (dB/m)	Amp/Cbl/Fltr/Pad (dB)	DC Corr (dB)	Corrected Reading (dBuV/m)	Avg Limit (dBuV/m)	Margin (dB)	Peak Limit (dBuV/m)	PK Margin (dB)	UNII Non-Restricted (dBuV/m)	PK Margin (dB)	Azimuth (Degs)	Height (cm)	Polarity
1	* 4.794	44.09	PK-U	34	-31	0	47.09	-	-	74	-26.91	-	-	95	306	H
	* 4.794	38.12	ADR	34	-31	0.59	41.71	54	-12.29	-	-	-	-	95	306	H
2	* 4.794	43.16	PK-U	34	-31	0	46.16	-	-	74	-27.84	-	-	51	113	V
	* 4.794	36.25	ADR	34	-31	0.59	39.84	54	-14.16	-	-	-	-	51	113	V
3	* 5.14	47.35	PK-U	34.2	-22.6	0	58.95	-	-	74	-15.05	-	-	79	110	H
	* 5.137	36.07	ADR	34.2	-22.6	0.59	48.26	54	-5.74	-	-	-	-	79	110	H
4	5.154	44	PK-U	34.2	-22.7	0	55.5	-	-	-	-	68.2	-12.7	37	375	V
5	5.666	43.26	PK-U	34.7	-23.6	0	54.36	-	-	-	-	68.2	-13.84	86	227	H
6	5.666	40.81	PK-U	34.7	-23.6	0	51.91	-	-	-	-	68.2	-16.29	38	326	V
7	6.102	41.61	PK-U	35.4	-23	0	54.01	-	-	-	-	68.2	-14.19	100	106	H
8	6.973	46.65	PK-U	35.5	-28.4	0	53.75	-	-	-	-	68.2	-14.45	142	114	H
9	6.973	42.03	PK-U	35.5	-28.4	0	49.13	-	-	-	-	68.2	-19.07	119	220	V

* - indicates frequency in CFR47 Pt 15 / IC RSS-Restricted Band
Pk - Peak detector
PK-U - U-NII: Maximum Peak
ADR - U-NII AD primary method, RMS average

This report shall not be reproduced except in full, without the written approval of UL LLC.

9.2.4. 1-18 GHz, 802.11ac VHT80 MODE IN THE 5.2 GHz BAND

RESTRICTED BANDEDGE (LOW CHANNEL – CDD, MCS0/Nss = 1)

HORIZONTAL

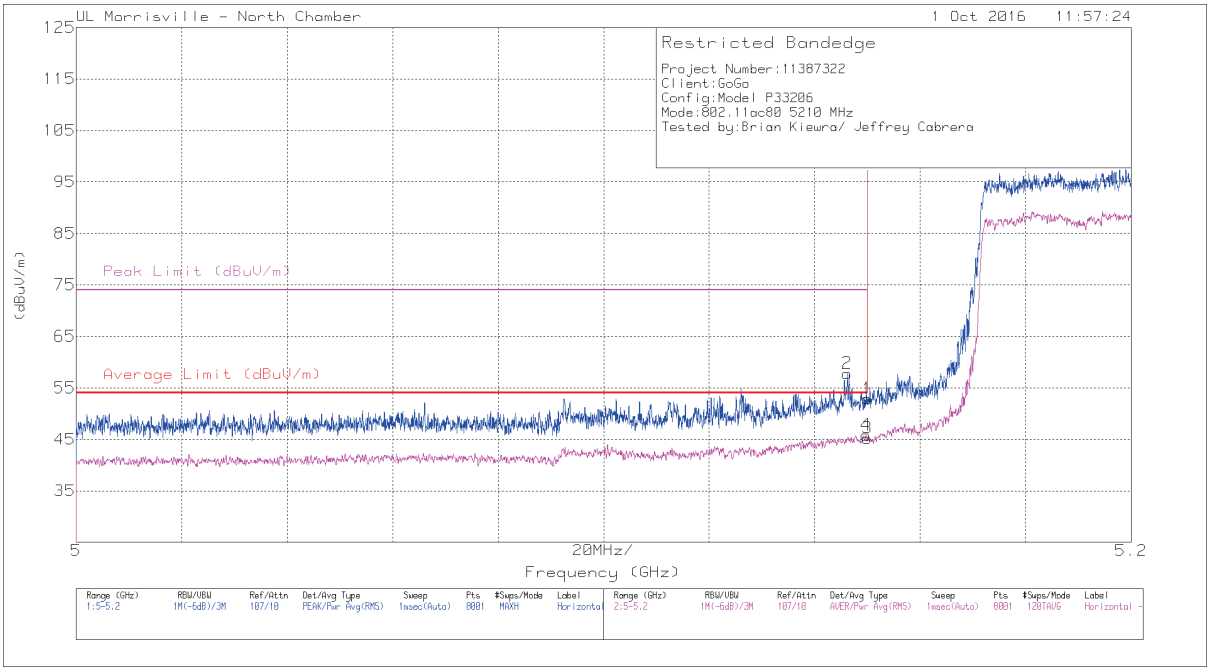

Trace Markers

Marker	Freq (GHz)	Meter Reading (dBuV)	Det	AF AT0069 (dB/m)	Amp/Cbl/Fltr /Pad (dB)	DC Corr (dB)	Corrected Reading (dBuV/m)	Average Limit (dBuV/m)	Margin (dB)	Peak Limit (dBuV/m)	PK Margin (dB)	Azimuth (Degs)	Height (cm)	Pol
2	* 5.146	46.43	Pk	34.2	-22.8	0	57.83	-	-	74	-16.17	314	369	H
4	* 5.15	33.72	RMS	34.2	-22.9	.84	45.86	54	-8.14	-	-	314	369	H
1	5.15	41.61	Pk	34.2	-22.9	0	52.91	-	-	74	-21.09	314	369	H
3	5.15	33.15	RMS	34.2	-22.9	.84	45.21	54	-8.71	-	-	314	369	H

* - indicates frequency in CFR47 Pt 15 / IC RSS-Restricted Band
Pk - Peak detector
RMS - RMS detection

This report shall not be reproduced except in full, without the written approval of UL LLC.

VERTICAL

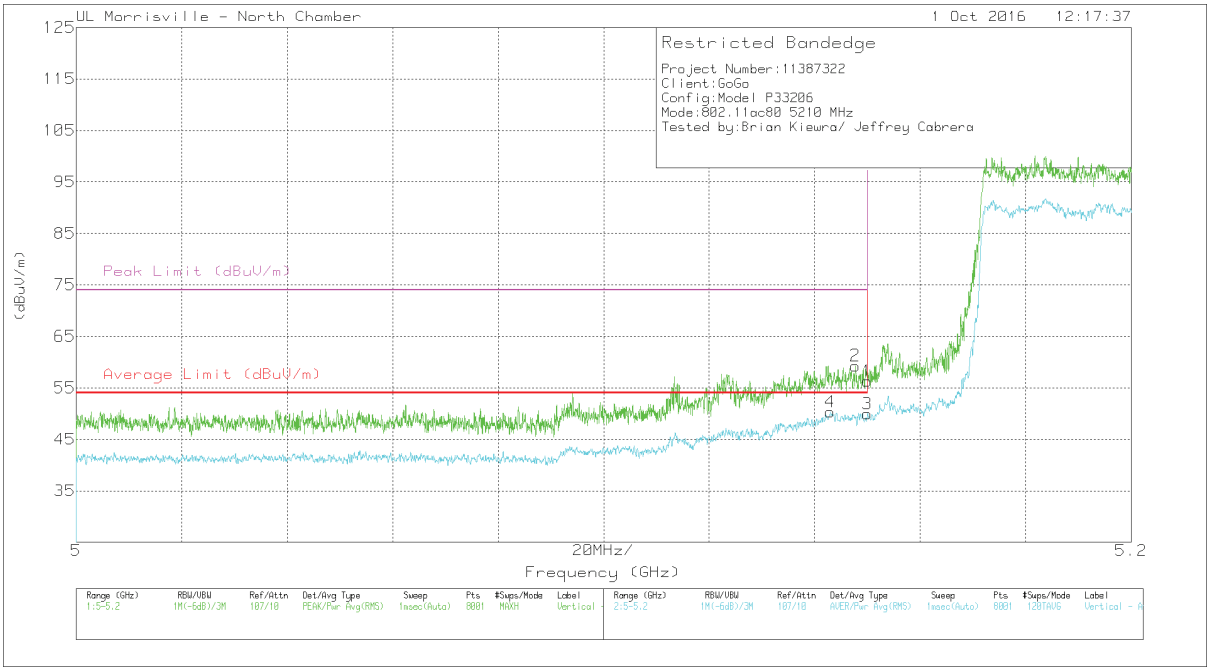

Trace Markers

Marker	Freq (GHz)	Meter Reading (dBuV)	Det	AF AT0069 (dB/m)	Amp/Cbl/ Fltr/Pad (dB)	DC Corr (dB)	Corrected Reading (dBuV/m)	Average Limit (dBuV/m)	Margin (dB)	Peak Limit (dBuV/m)	PK Margin (dB)	Azimuth (Degs)	Height (cm)	Polarity
2	* 5.148	47.98	Pk	34.2	-22.9	0	59.28	-	-	74	-14.72	8	372	V
4	* 5.143	38.15	RMS	34.2	-22.8	.84	50.39	54	-3.61	-	-	8	372	V
1	5.15	45.01	Pk	34.2	-22.9	0	56.31	-	-	74	-17.69	8	372	V
3	5.15	37.91	RMS	34.2	-22.9	.84	50.05	54	-3.95	-	-	8	372	V

* - indicates frequency in CFR47 Pt 15 / IC RSS-Restricted Band
Pk - Peak detector
RMS - RMS detection

This report shall not be reproduced except in full, without the written approval of UL LLC.

RESTRICTED BANDEDGE (HIGH CHANNEL – CDD, MCS0/Nss = 1)

HORIZONTAL

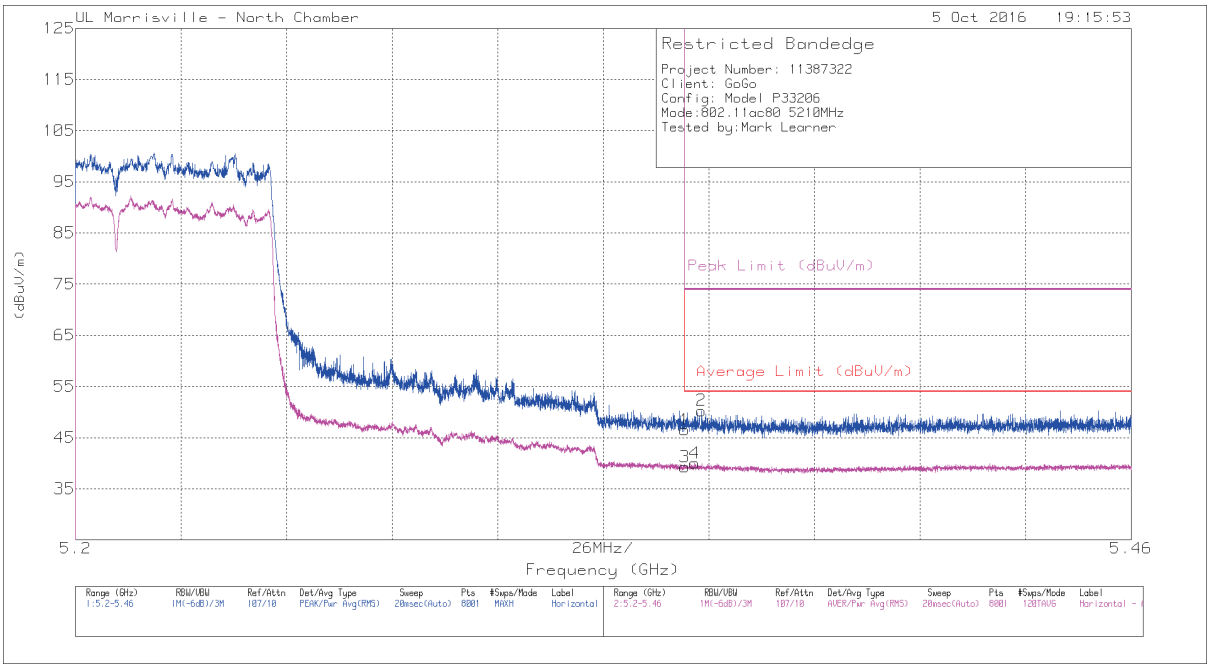

Trace Markers

Marker	Freq (GHz)	Meter Reading (dBuV)	Det	AF AT0072 (dB/m)	Amp/Cbl /Fltr/Pad (dB)	DC Corr (dB)	Corrected Reading (dBuV/m)	Average Limit (dBuV/m)	Margin (dB)	Peak Limit (dBuV/m)	PK Margin (dB)	Azimuth (Degs)	Height (cm)	Polarity
1	* 5.35	35.41	Pk	34.4	-23.3	0	46.51	-	-	74	-27.49	258	250	H
2	* 5.354	39.18	Pk	34.4	-23.3	0	50.28	-	-	74	-23.72	258	250	H
3	* 5.35	27.39	RMS	34.4	-23.3	.84	39.33	54	-14.67	-	-	258	250	H
4	* 5.352	28.12	RMS	34.4	-23.3	.84	40.06	54	-13.94	-	-	258	250	H

* - indicates frequency in CFR47 Pt 15 / IC RSS-Restricted Band
Pk - Peak detector
RMS - RMS detection

This report shall not be reproduced except in full, without the written approval of UL LLC.

VERTICAL

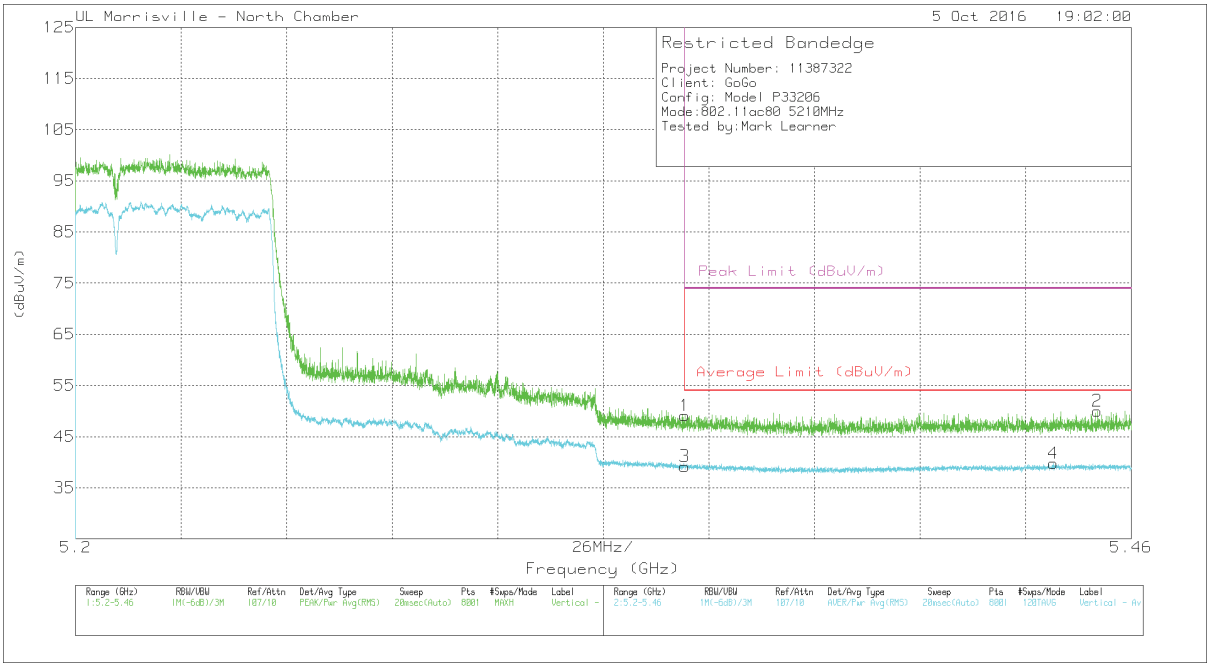

Trace Markers

Marker	Freq (GHz)	Meter Reading (dBuV)	Det	AF AT0072 (dB/m)	Amp/Cbl/Fltr /Pad (dB)	DC Corr (dB)	Corrected Reading (dBuV/m)	Average Limit (dBuV/m)	Margin (dB)	Peak Limit (dBuV/m)	PK Margin (dB)	Azimuth (Degs)	Height (cm)	Pol
1	* 5.35	38.02	Pk	34.4	-23.3	0	49.12	-	-	74	-24.88	301	218	V
2	* 5.452	38.61	Pk	34.5	-23.1	0	50.01	-	-	74	-23.99	301	218	V
3	* 5.35	27.34	RMS	34.4	-23.3	.84	39.28	54	-14.72	-	-	301	218	V
4	* 5.441	27.63	RMS	34.5	-23.1	.84	39.87	54	-14.13	-	-	301	218	V

* - indicates frequency in CFR47 Pt 15 / IC RSS-Restricted Band
Pk - Peak detector
RMS - RMS detection

This report shall not be reproduced except in full, without the written approval of UL LLC.

RESTRICTED BANDEDGE (LOW CHANNEL – SDM, MCS0/Nss = 3)

HORIZONTAL

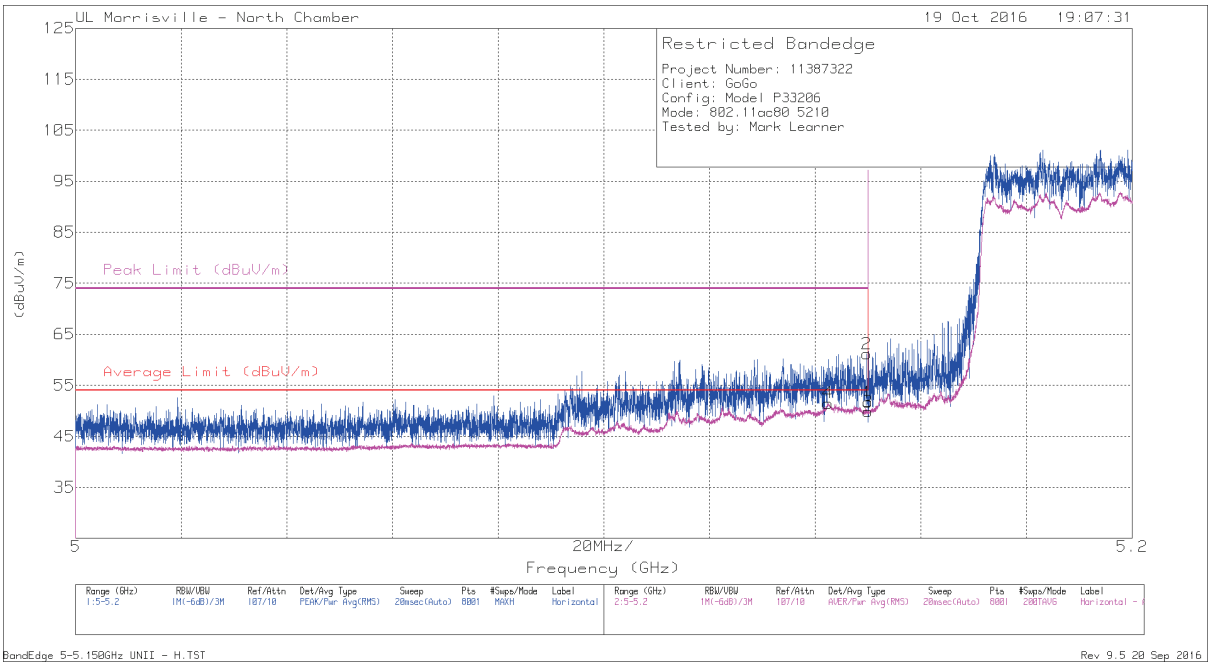

Trace Markers

Marker	Freq (GHz)	Meter Reading (dBuV)	Det	AF AT0072 (dB/m)	Amp/Cbl /Fltr/Pad (dB)	DC Corr (dB)	Corrected Reading (dBuV/m)	Average Limit (dBuV/m)	Margin (dB)	Peak Limit (dBuV/m)	PK Margin (dB)	Azimuth (Degs)	Height (cm)	Polarity
2	* 5.15	49.85	Pk	34.3	-23	0	61.15	-	-	74	-12.85	357	115	H
4	* 5.142	38.41	RMS	34.3	-23	1.8	51.51	54	-2.49	-	-	357	115	H
1	5.15	40.4	Pk	34.3	-23	0	51.7	-	-	74	-22.3	357	115	H
3	5.15	36.73	RMS	34.3	-23	1.8	49.83	54	-4.17	-	-	357	115	H

* - indicates frequency in CFR47 Pt 15 / IC RSS-Restricted Band
Pk - Peak detector
RMS - RMS detection
BandEdge 5-5.150GHz UNII - H.TST
Rev 9.5 20 Sep 2016

This report shall not be reproduced except in full, without the written approval of UL LLC.

VERTICAL

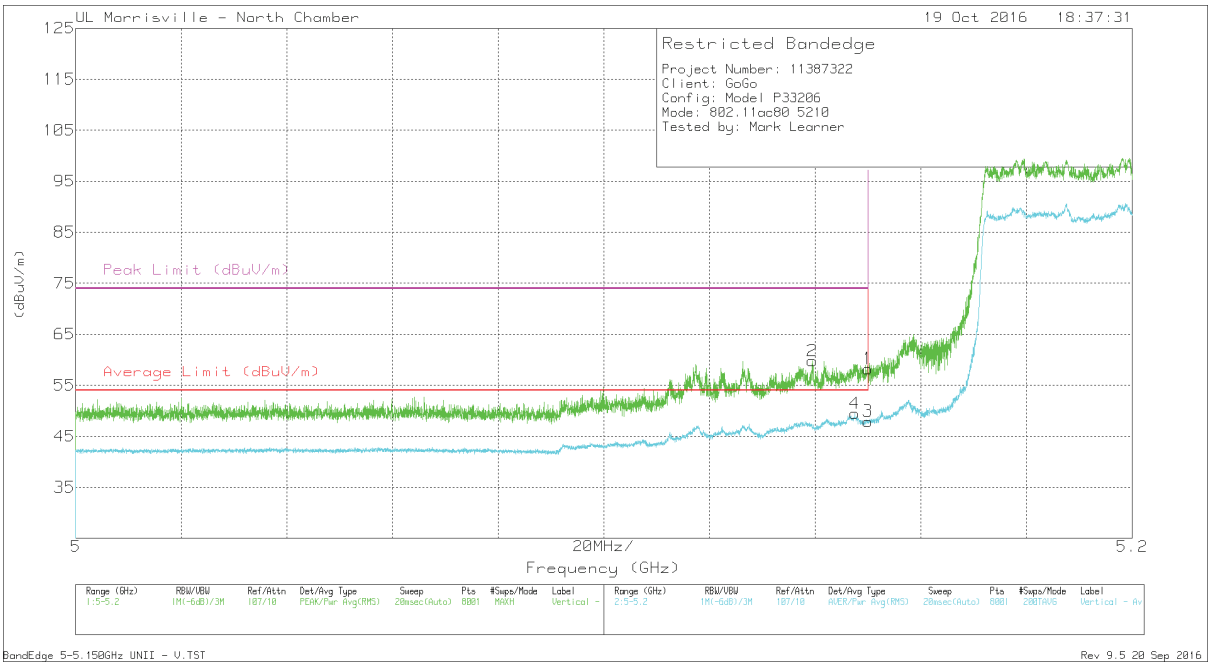

Trace Markers

Marker	Freq (GHz)	Meter Reading (dBuV)	Det	AF AT0072 (dB/m)	Amp/Cbl /Fltr/Pad (dB)	DC Corr (dB)	Corrected Reading (dBuV/m)	Average Limit (dBuV/m)	Margin (dB)	Peak Limit (dBuV/m)	PK Margin (dB)	Azimuth (Degs)	Height (cm)	Polarity
2	* 5.139	48.4	Pk	34.3	-22.9	0	59.8	-	-	74	-14.2	14	347	V
4	* 5.147	36.38	RMS	34.3	-23	1.8	49.48	54	-4.52	-	-	14	347	V
1	5.15	46.96	Pk	34.3	-23	0	58.26	-	-	74	-15.74	14	347	V
3	5.15	34.84	RMS	34.3	-23	1.8	47.94	54	-6.06	-	-	14	347	V

* - indicates frequency in CFR47 Pt 15 / IC RSS-Restricted Band
Pk - Peak detector
RMS - RMS detection
BandEdge 5-5.150GHz UNII - V.TST
Rev 9.5 20 Sep 2016

This report shall not be reproduced except in full, without the written approval of UL LLC.

RESTRICTED BANDEDGE (HIGH CHANNEL – SDM, MCS0/Nss = 3)

HORIZONTAL

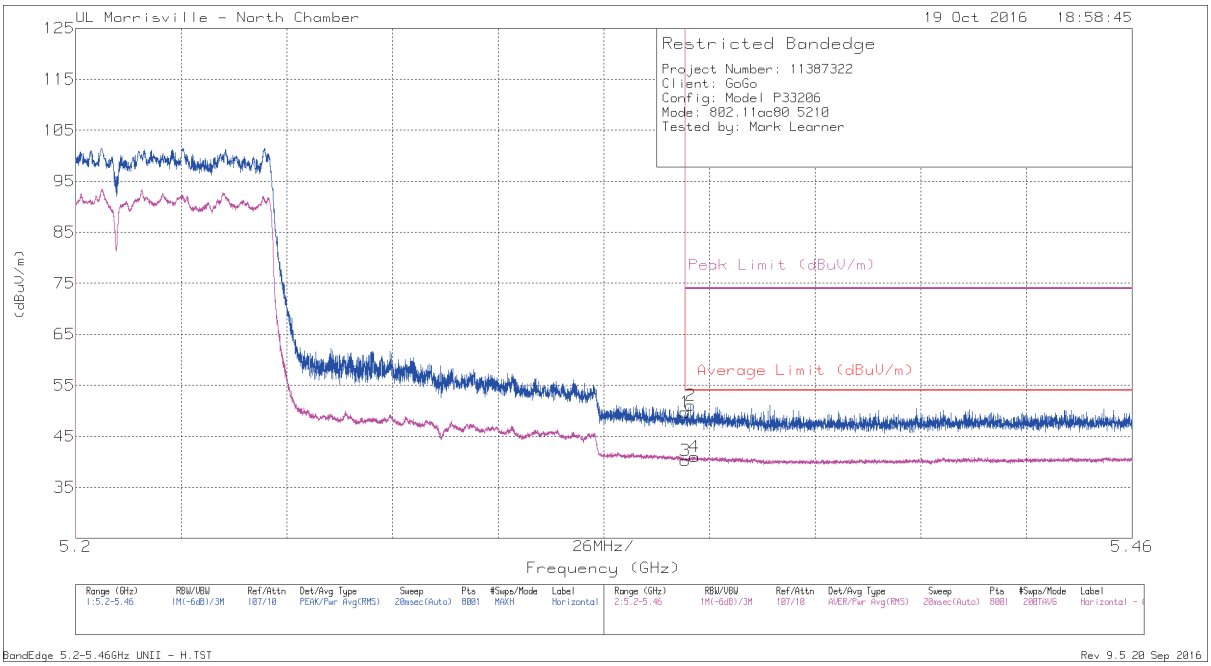

Trace Markers

Marker	Freq (GHz)	Meter Reading (dBuV)	Det	AF AT0072 (dB/m)	Amp/Cbl/ Fltr/Pad (dB)	DC Corr (dB)	Corrected Reading (dBuV/m)	Average Limit (dBuV/m)	Margin (dB)	Peak Limit (dBuV/m)	PK Margin (dB)	Azimuth (Degs)	Height (cm)	Polarity
1	* 5.35	38.61	Pk	34.4	-23.3	0	49.71	-	-	74	-24.29	30	111	H
2	* 5.351	39.97	Pk	34.4	-23.3	0	51.07	-	-	74	-22.93	30	111	H
3	* 5.35	27.38	RMS	34.4	-23.3	1.8	40.28	54	-13.72	-	-	30	111	H
4	* 5.352	28.08	RMS	34.4	-23.3	1.8	40.98	54	-13.02	-	-	30	111	H

* - indicates frequency in CFR47 Pt 15 / IC RSS-Restricted Band
Pk - Peak detector
RMS - RMS detection
BandEdge 5.2-5.46GHz UNII - H.TST
Rev 9.5 20 Sep 2016

This report shall not be reproduced except in full, without the written approval of UL LLC.

VERTICAL

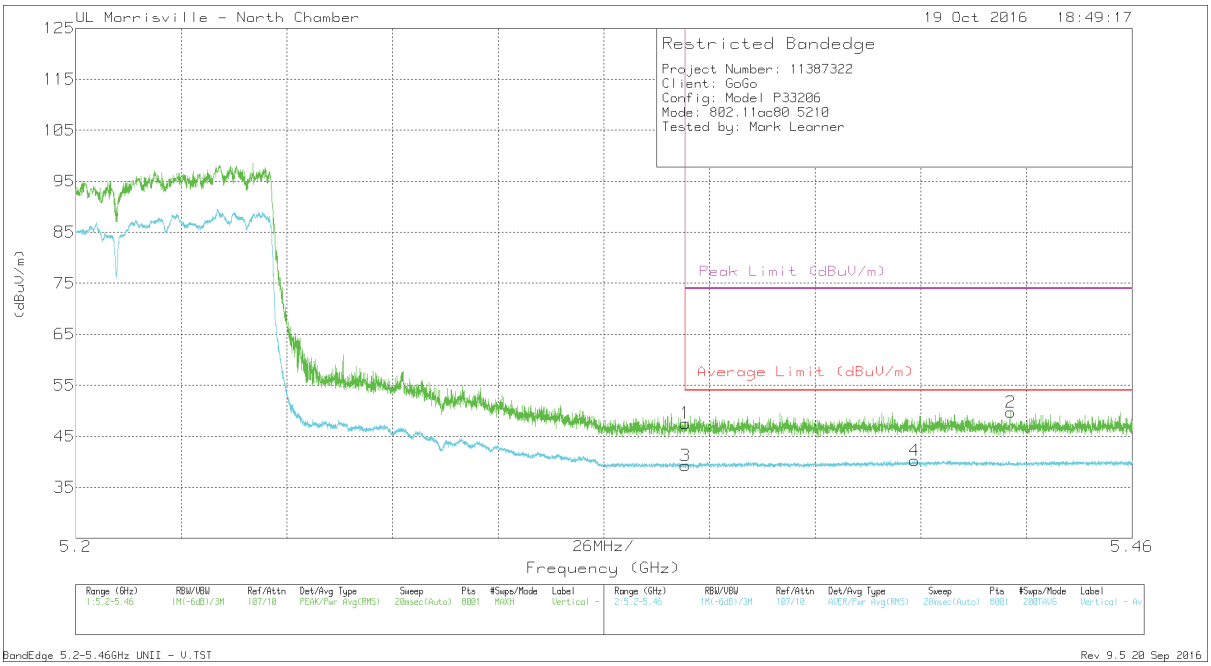

Trace Markers

Marker	Freq (GHz)	Meter Reading (dBuV)	Det	AF AT0072 (dB/m)	Amp/Cbl /Fltr/Pad (dB)	DC Corr (dB)	Corrected Reading (dBuV/m)	Average Limit (dBuV/m)	Margin (dB)	Peak Limit (dBuV/m)	PK Margin (dB)	Azimuth (Degs)	Height (cm)	Polarity
1	* 5.35	36.47	Pk	34.4	-23.3	0	47.57	-	-	74	-26.43	329	389	V
2	* 5.43	38.43	Pk	34.5	-23.2	0	49.73	-	-	74	-24.27	329	389	V
3	* 5.35	26.38	RMS	34.4	-23.3	1.8	39.28	54	-14.72	-	-	329	389	V
4	* 5.406	27.24	RMS	34.4	-23.2	1.8	40.24	54	-13.76	-	-	329	389	V

* - indicates frequency in CFR47 Pt 15 / IC RSS-Restricted Band
Pk - Peak detector
RMS - RMS detection
BandEdge 5.2-5.46GHz UNII - V.TST
Rev 9.5 20 Sep 2016

This report shall not be reproduced except in full, without the written approval of UL LLC.

HARMONICS AND SPURIOUS EMISSIONS

CDD, MCS0/Nss = 1

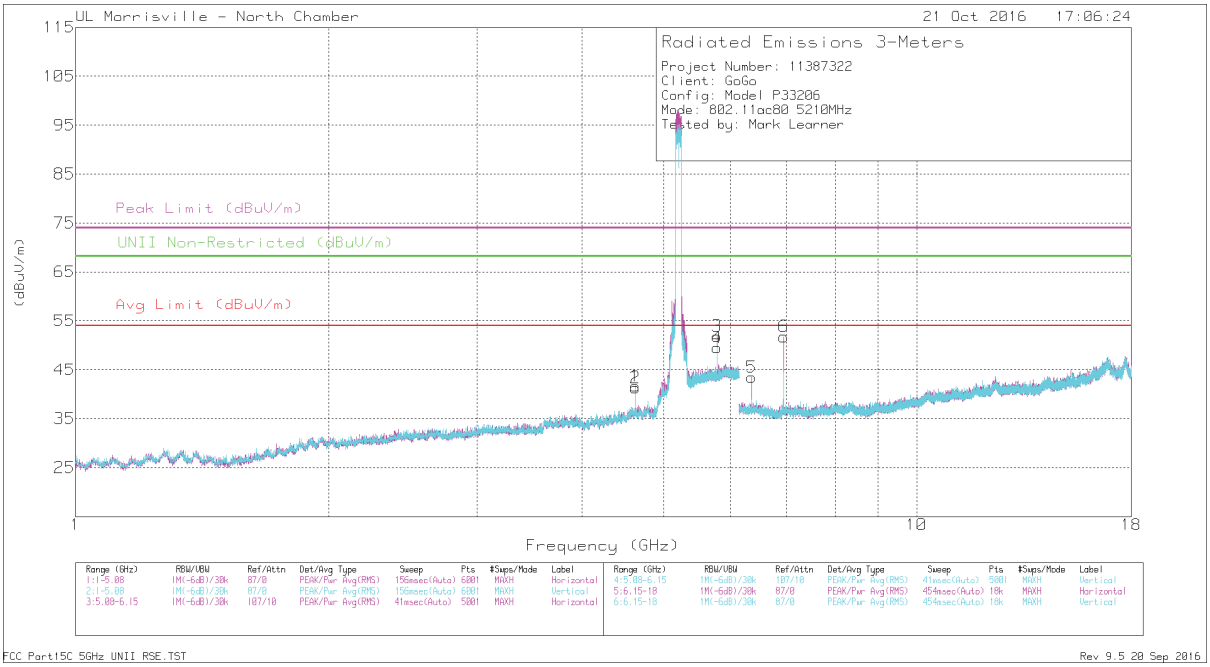

Mark	Freq (GHz)	Meter Reading (dBuV)	Det	AF AT0072 (dB/m)	Amp/Cbl/ Fltr/Pad (dB)	DC Corr (dB)	Corrected Reading (dBuV/m)	Avg Limit (dBuV/m)	Margin (dB)	Peak Limit (dBuV/m)	PK Margin (dB)	UNII Non-Restricted (dBuV/m)	PK Margin (dB)	Azimuth (Degs)	Height (cm)	Pol.
1	* 4.631	44.8	PK-U	34.1	-31.8	0	47.1	-	-	74	-26.9	-	-	0	102	H
	* 4.631	36.77	ADR	34.1	-31.8	.84	39.91	54	-14.09	-	-	-	-	0	102	H
2	* 4.631	45.27	PK-U	34.1	-31.8	0	47.57	-	-	74	-26.43	-	-	349	103	V
	* 4.631	37.38	ADR	34.1	-31.8	.84	40.52	54	-13.48	-	-	-	-	349	103	V
3	5.789	44.82	PK-U	34.7	-23	0	56.52	-	-	-	-	68.2	-11.68	60	244	H
4	5.789	43.71	PK-U	34.7	-23	0	55.41	-	-	-	-	68.2	-12.79	360	393	V
5	6.368	44.67	PK-U	35.4	-31.1	0	48.97	-	-	-	-	68.2	-19.23	6	110	H
6	6.947	48.15	PK-U	35.4	-29.6	0	53.95	-	-	-	-	68.2	-14.25	73	103	H

* - indicates frequency in CFR47 Pt 15 / IC RSS-Restricted Band
PK-U - U-NII: Maximum Peak
ADR - U-NII AD primary method, RMS average
FCC Part15C 5GHz UNII RSE.TST
Rev 9.5 20 Sep 2016

This report shall not be reproduced except in full, without the written approval of UL LLC.

SDM, MCS0/Nss = 3

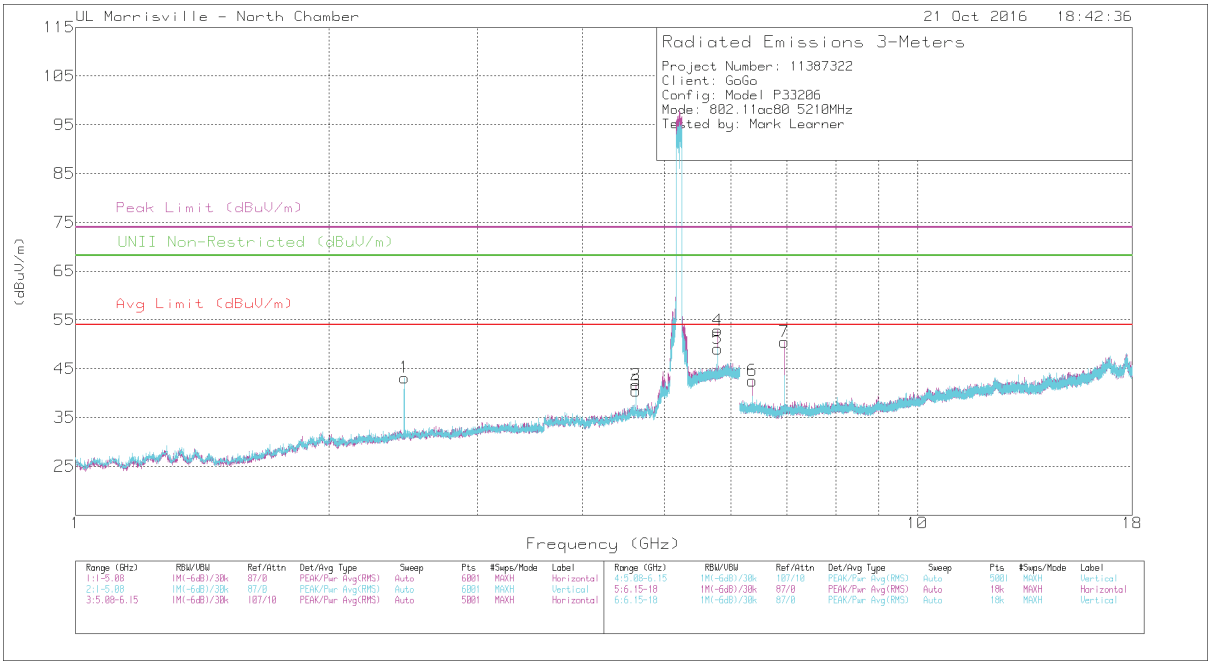

Trace Markers

Marker	Freq (GHz)	Meter Reading (dBuV)	Det	AF AT0072 (dB/m)	Amp/Cbl/ Fltr/Pad (dB)	DC Corr (dB)	Corrected Reading (dBuV/m)	Avg Limit (dBuV/m)	Margin (dB)	Peak Limit (dBuV/m)	PK Margin (dB)	UNII Non-Restricted (dBuV/m)	PK Margin (dB)	Azimuth (Degs)	Height (cm)	Pol
2	* 4.631	45.73	PK-U	34.1	-31.8	0	48.03	-	-	74	-25.97	-	-	0	102	H
	* 4.631	37.4	ADR	34.1	-31.8	1.8	41.5	54	-12.5	-	-	-	-	0	102	H
3	* 4.631	45.64	PK-U	34.1	-31.8	0	47.94	-	-	74	-26.06	-	-	349	103	V
	* 4.631	36.64	ADR	34.1	-31.8	1.8	40.74	54	-13.26	-	-	-	-	349	103	V
1	2.458	50.44	PK-U	32.3	-34.2	0	48.54	-	-	-	-	68.2	-19.66	354	178	V
4	5.789	43.84	PK-U	34.7	-23	0	55.54	-	-	-	-	68.2	-12.66	44	319	H
5	5.789	44.17	PK-U	34.7	-23	0	55.87	-	-	-	-	68.2	-12.33	28	379	V
6	6.368	45.81	PK-U	35.4	-31.1	0	50.11	-	-	-	-	68.2	-18.09	38	272	H
7	6.947	47.38	PK-U	35.4	-29.6	0	53.18	-	-	-	-	68.2	-15.02	33	261	H

* - indicates frequency in CFR47 Pt 15 / IC RSS-Restricted Band
PK-U - U-NII: Maximum Peak
ADR - U-NII AD primary method, RMS average

This report shall not be reproduced except in full, without the written approval of UL LLC.

9.2.5. 1-18 GHz, 802.11a MODE IN THE 5.8 GHz BAND

AUTHORIZED BANDEDGE (LOW CHANNEL)

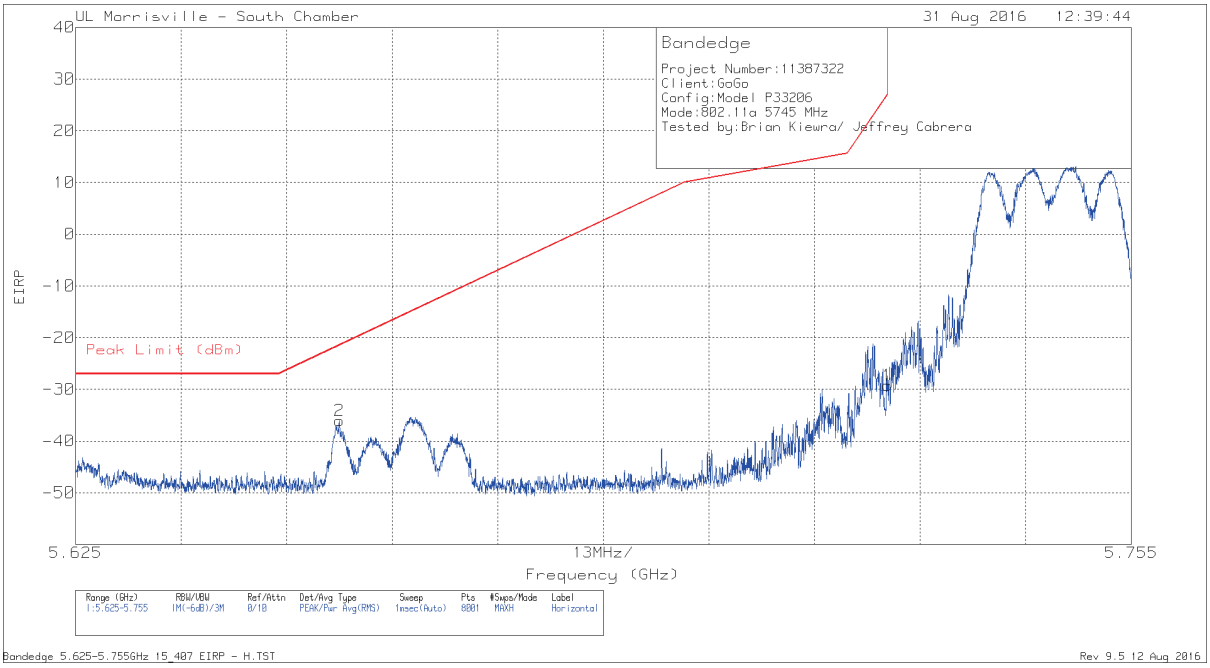

Trace Markers

Marker	Frequency (GHz)	Meter Reading (dBm)	Det	AF AT0069 (dB/m)	Amp/Cbl/Fltr/Pad (dB)	Conversion Factor (dB)	DC Corr (dB)	Corrected Reading EIRP	Peak Limit (dBm)	PK Margin (dB)	Azimuth (Degs)	Height (cm)	Polarity
2	5.657	-58.83	Pk	34.7	-23.7	11.8	0	-36.03	-21.47	-14.56	104	102	H
1	5.725	-51.86	Pk	34.7	-23.9	11.8	0	-29.26	26.97	-56.23	104	102	H

Pk - Peak detector

This report shall not be reproduced except in full, without the written approval of UL LLC.

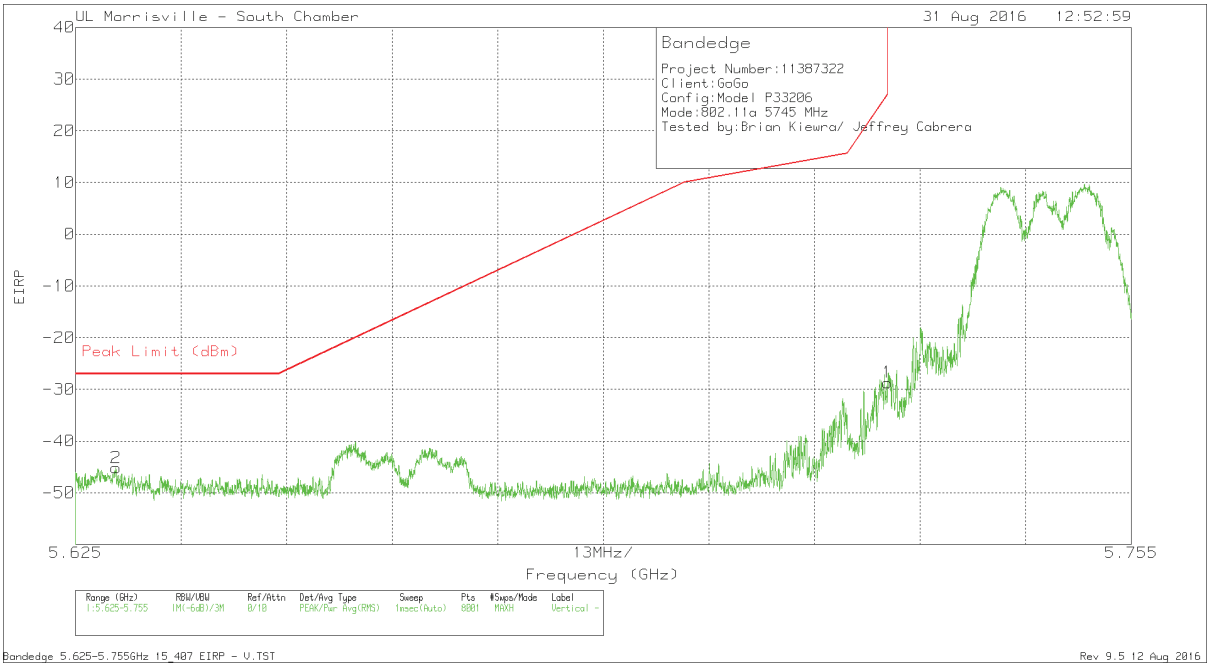

Trace Markers

Marker	Frequency (GHz)	Meter Reading (dBm)	Det	AF AT0069 (dB/m)	Amp/Cbl/Fltr/Pad (dB)	Conversion Factor (dB)	DC Corr (dB)	Corrected Reading EIRP	Peak Limit (dBm)	PK Margin (dB)	Azimuth (Degs)	Height (cm)	Polarity
2	5.63	-67.98	Pk	34.7	-23.7	11.8	0	-45.18	-27	-18.18	69	311	V
1	5.725	-51.28	Pk	34.7	-23.9	11.8	0	-28.68	26.97	-55.65	69	311	V

Pk - Peak detector

This report shall not be reproduced except in full, without the written approval of UL LLC.

AUTHORIZED BANDEDGE (HIGH CHANNEL)

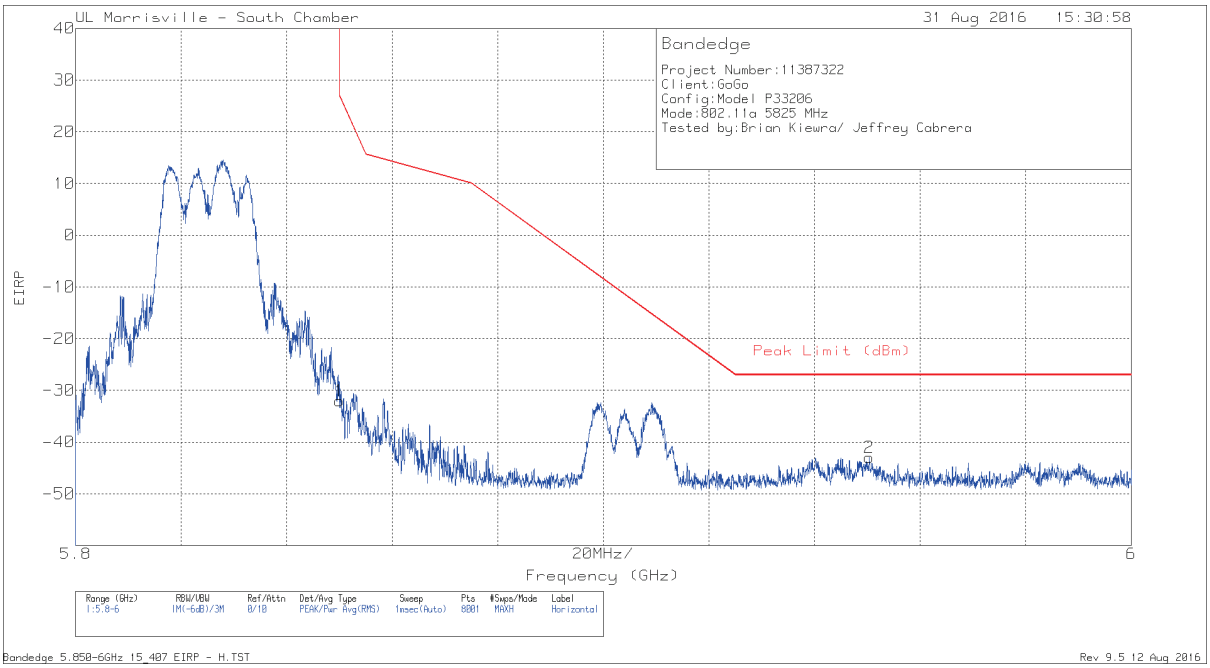

Trace Markers

Marker	Frequency (GHz)	Meter Reading (dBm)	Det	AF AT0069 (dB/m)	Amp/Cbl/Fltr/Pad (dB)	Conversion Factor (dB)	DC Corr (dB)	Corrected Reading EIRP	Peak Limit (dBm)	PK Margin (dB)	Azimuth (Degs)	Height (cm)	Polarity
1	5.85	-55.02	Pk	34.7	-23.5	11.8	0	-32.02	26.94	-58.96	100	240	H
2	5.95	-66.68	Pk	35.1	-23.2	11.8	0	-42.98	-27	-15.98	100	240	H

Pk - Peak detector

This report shall not be reproduced except in full, without the written approval of UL LLC.

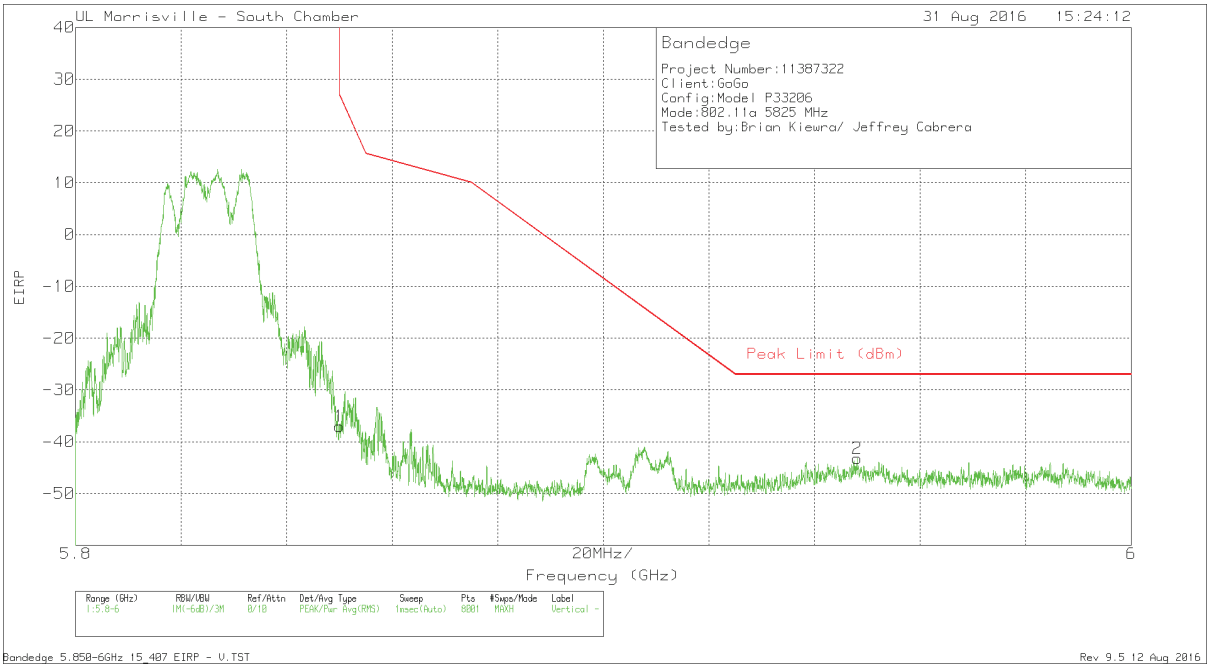

Trace Markers

Marker	Frequency (GHz)	Meter Reading (dBm)	Det	AF AT0069 (dB/m)	Amp/Cbl/Fltr/Pad (dB)	Conversion Factor (dB)	DC Corr (dB)	Corrected Reading EIRP	Peak Limit (dBm)	PK Margin (dB)	Azimuth (Degs)	Height (cm)	Polarity
1	5.85	-59.99	Pk	34.7	-23.5	11.8	0	-36.99	26.94	-63.93	66	359	V
2	5.948	-66.8	Pk	35	-23.2	11.8	0	-43.2	-27	-16.2	66	359	V

Pk - Peak detector

This report shall not be reproduced except in full, without the written approval of UL LLC.

HARMONICS AND SPURIOUS EMISSIONS

LOW CHANNEL

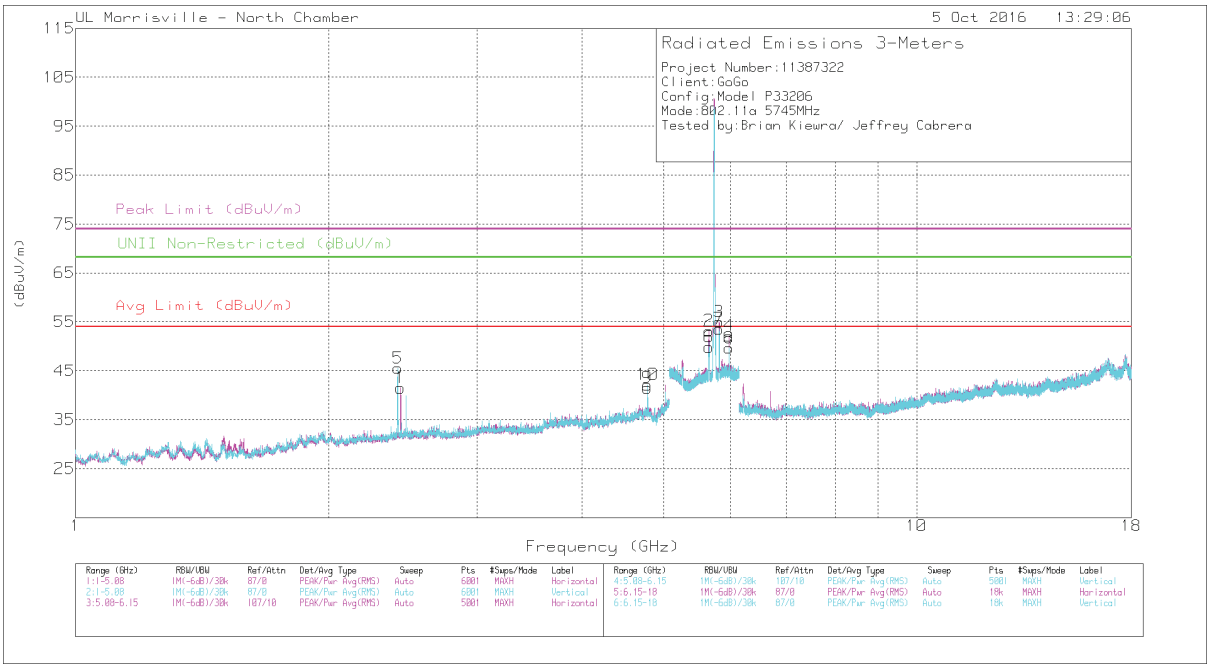

Trace Markers

Marker	Freq. (GHz)	Meter Reading (dBuV)	Det	AF AT0072 (dB/m)	Amp/Cbl /Fltr/Pad (dB)	DC Corr (dB)	Corrected Reading (dBuV/m)	Avg Limit (dBuV/m)	Margin (dB)	Peak Limit (dBuV/m)	PK Margin (dB)	UNII Non-Restricted (dBuV/m)	PK Margin (dB)	Azimuth (Degs)	Height (cm)	Pol.
9	* 4.788	44.96	PK-U	34	-31.3	0	47.66	-	-	74	-26.34	-	-	68	239	H
	* 4.787	38.27	ADR	34	-31.3	.2	41.17	54	-12.83	-	-	-	-	68	239	H
10	* 4.787	44.09	PK-U	34	-31.3	0	46.79	-	-	74	-27.21	-	-	41	105	V
	* 4.788	37.56	ADR	34	-31.3	.2	40.46	54	-13.54	-	-	-	-	41	105	V
5	2.413	53.4	PK-U	32.2	-34.2	0	51.4	-	-	-	-	68.2	-16.8	341	245	V
1	2.434	46.49	PK-U	32.2	-34.1	0	44.59	-	-	-	-	68.2	-23.61	256	265	H
6	5.664	45.99	PK-U	34.7	-23.2	0	57.49	-	-	-	-	68.2	-10.71	326	391	V
2	5.667	47.38	PK-U	34.7	-23.2	0	58.88	-	-	-	-	68.2	-9.32	331	103	H
3	5.822	48.22	PK-U	34.7	-22.8	0	60.12	-	-	-	-	68.2	-8.08	310	363	V
7	5.824	51.16	PK-U	34.7	-22.8	0	63.06	-	-	-	-	68.2	-5.14	255	237	H
4	5.984	43.84	PK-U	34.9	-22.2	0	56.54	-	-	-	-	68.2	-11.66	260	294	H
8	5.985	42.74	PK-U	34.9	-22.2	0	55.44	-	-	-	-	68.2	-12.76	314	222	V

* - indicates frequency in CFR47 Pt 15 / IC RSS-Restricted Band

PK-U - U-NII: Maximum Peak

ADR - U-NII AD primary method, RMS average

This report shall not be reproduced except in full, without the written approval of UL LLC.

MID CHANNEL

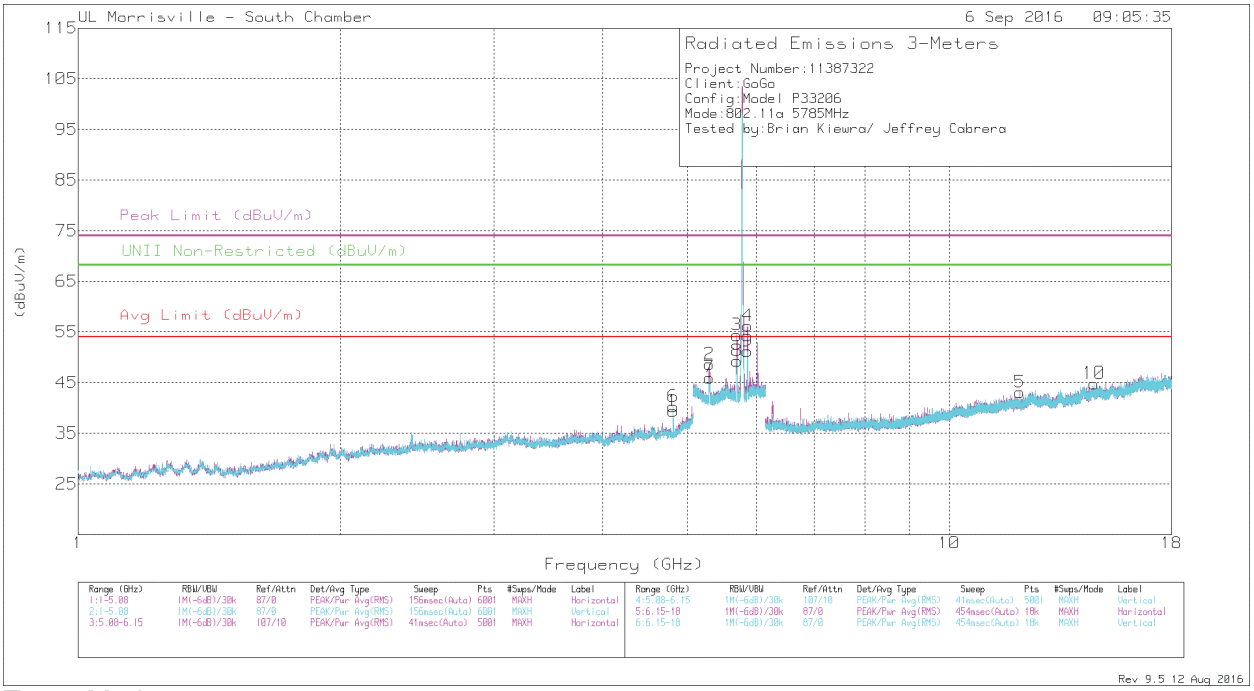

Trace Markers

Marker	Frequency (GHz)	Meter Reading (dBuV)	Det	AF AT0069 (dB/m)	Amp/Cbl/ Fltr/Pad (dB)	DC Corr (dB)	Corrected Reading (dBuV/m)	Avg Limit (dBuV/m)	Margin (dB)	Peak Limit (dBuV/m)	PK Margin (dB)	UNII Non-Restricted (dBuV/m)	PK Margin (dB)	Azimuth (Degs)	Height (cm)	Polarity
1	* 4.821	42.33	PK-U	34	-31.1	0	45.23	-	-	74	-28.77	-	-	141	199	H
	* 4.821	35.31	ADR	34	-31.1	.2	38.41	54	-15.59	-	-	-	-	141	199	H
6	* 4.821	43	PK-U	34	-31.1	0	45.9	-	-	74	-28.1	-	-	104	103	V
	* 4.821	36.56	ADR	34	-31.1	.2	39.66	54	-14.34	-	-	-	-	104	103	V
5	* 12.052	34.31	PK-U	39	-25.3	0	48.01	-	-	74	-25.99	-	-	80	198	H
	* 12.052	22.71	ADR	39	-25.3	.2	36.61	54	-17.39	-	-	-	-	80	198	H
2	5.3	42.42	PK-U	34.4	-23.1	0	53.72	-	-	-	-	68.2	-14.48	86	103	H
7	5.304	40.99	PK-U	34.4	-23	0	52.39	-	-	-	-	68.2	-15.81	51	103	V
3	5.704	48.42	PK-U	34.7	-23.6	0	59.52	-	-	-	-	68.2	-8.68	63	103	H
8	5.708	43.11	PK-U	34.7	-23.5	0	54.31	-	-	-	-	68.2	-13.89	86	198	V
9	5.866	45.96	PK-U	34.8	-23.3	0	57.46	-	-	-	-	68.2	-10.74	43	103	V
4	5.87	50.22	PK-U	34.8	-23.2	0	61.82	-	-	-	-	68.2	-6.38	72	103	H
10	14.657	34.31	PK-U	39.8	-24.2	0	49.91	-	-	-	-	68.2	-18.29	74	198	V

* - indicates frequency in CFR47 Pt 15 / IC RSS-Restricted Band
Pk - Peak detector
PK-U - U-NII: Maximum Peak
ADR - U-NII AD primary method, RMS average

This report shall not be reproduced except in full, without the written approval of UL LLC.

HIGH CHANNEL

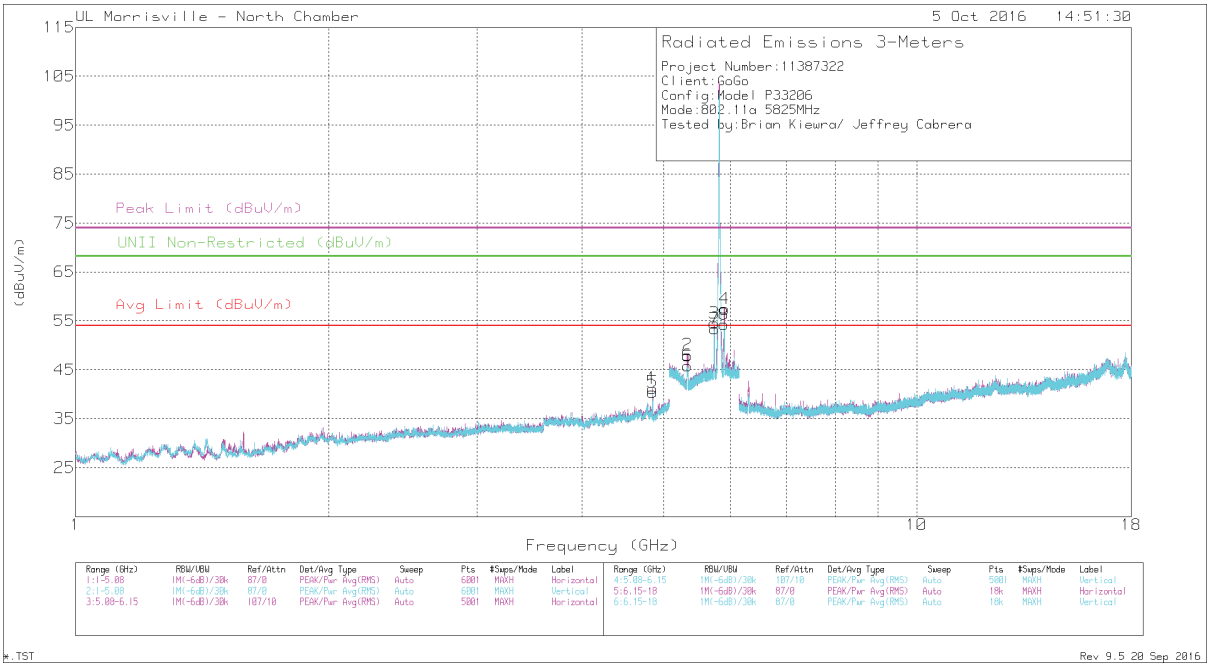

Trace Markers

Marker	Freq. (GHz)	Meter Reading (dBuV)	Det	AF AT0072 (dB/m)	Amp/Cbl /Fltr/Pad (dB)	DC Corr (dB)	Corrected Reading (dBuV/m)	Avg Limit (dBuV/m)	Margin (dB)	Peak Limit (dBuV/m)	PK Margin (dB)	UNII Non-Restricted (dBuV/m)	PK Margin (dB)	Azimuth (Degs)	Height (cm)	Pol.
1	* 4.854	43.46	PK-U	34.2	-31.8	0	45.86	-	-	74	-28.14	-	-	12	105	H
	* 4.854	36.96	ADR	34.2	-31.8	.2	39.56	54	-14.44	-	-	-	-	12	105	H
5	* 4.854	43.49	PK-U	34.2	-31.8	0	45.89	-	-	74	-28.11	-	-	32	105	V
	* 4.854	36.86	ADR	34.2	-31.8	.2	39.46	54	-14.54	-	-	-	-	32	105	V
2	5.337	42.86	PK-U	34.4	-23.3	0	53.96	-	-	-	-	68.2	-14.24	336	109	H
6	5.341	41.79	PK-U	34.4	-23.3	0	52.89	-	-	-	-	68.2	-15.31	5	293	V
3	5.744	48.91	PK-U	34.7	-23.1	0	60.51	-	-	-	-	68.2	-7.69	342	242	H
7	5.749	48.58	PK-U	34.7	-23.1	0	60.18	-	-	-	-	68.2	-8.02	315	384	V
8	5.906	48.34	PK-U	34.9	-22.3	0	60.94	-	-	-	-	68.2	-7.26	313	364	V
4	5.907	51.8	PK-U	34.9	-22.3	0	64.4	-	-	-	-	68.2	-3.8	253	300	H

* - indicates frequency in CFR47 Pt 15 / IC RSS-Restricted Band

Pk - Peak detector

PK-U - U-NII: Maximum Peak

ADR - U-NII AD primary method, RMS average

Rev 9.5 20 Sep 2016

This report shall not be reproduced except in full, without the written approval of UL LLC.

9.2.6. 1-18 GHz, 802.11n HT20 MODE IN THE 5.8 GHz BAND

AUTHORIZED BANDEDGE (LOW CHANNEL- CDD, MCS0)

HORIZONTAL

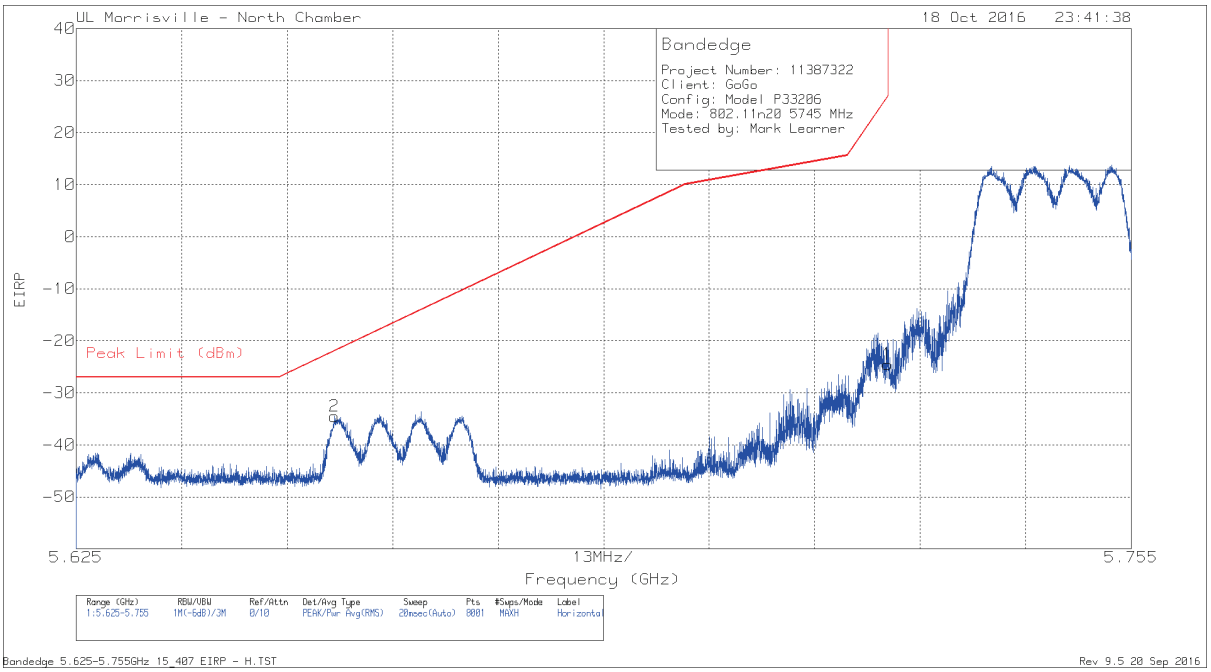

Trace Markers

Marker	Frequency (GHz)	Meter Reading (dBm)	Det	AF AT0072 (dB/m)	Amp/Cbl/Fltr/ Pad (dB)	Conversion Factor (dB)	Corrected Reading EIRP	Peak Limit (dBm)	PK Margin (dB)	Azimuth (Degs)	Height (cm)	Polarity
2	5.657	-57.72	Pk	34.6	-23.2	11.8	-34.52	-21.93	-12.59	14	111	H
1	5.725	-47.93	Pk	34.7	-23.1	11.8	-24.53	26.97	-51.5	14	111	H

Pk - Peak detector
Bandedge 5.625-5.755GHz 15_407 EIRP - H.TST
Rev 9.5 20 Sep 2016

This report shall not be reproduced except in full, without the written approval of UL LLC.

VERTICAL

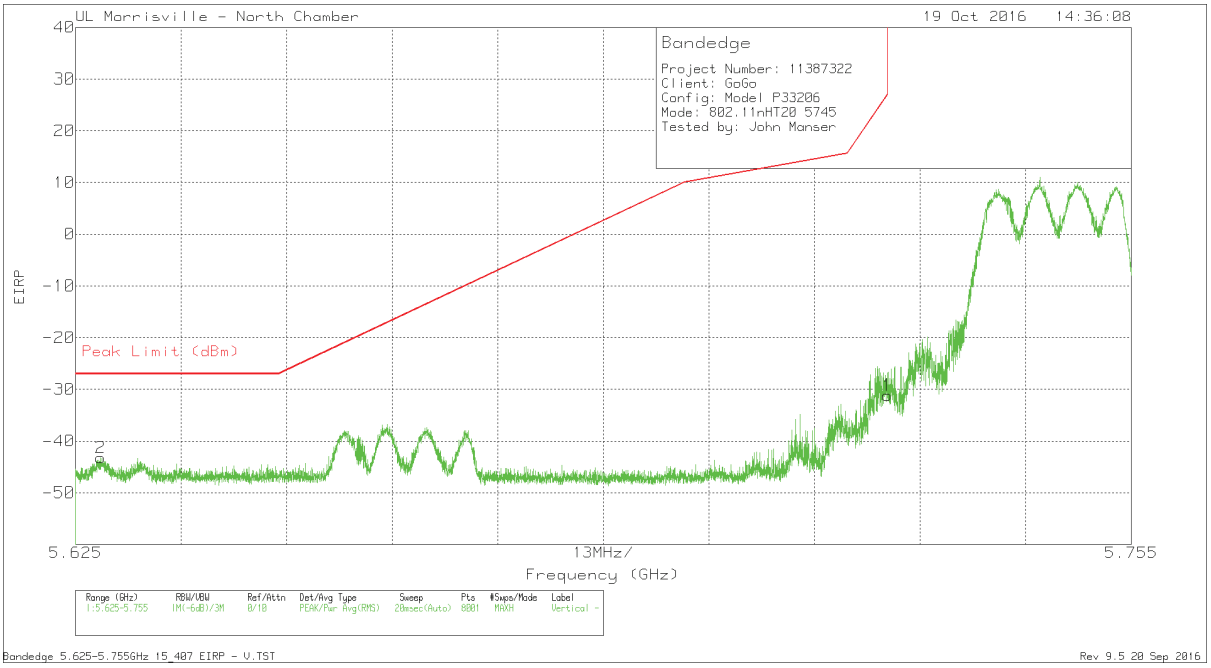

Marker	Frequency (GHz)	Meter Reading (dBm)	Det	AF AT0072 (dB/m)	Amp/Cbl/Flt r/Pad (dB)	Conversion Factor (dB)	DC Corr (dB)	Corrected Reading EIRP	Peak Limit (dBm)	PK Margin (dB)	Azimuth (Degs)	Height (cm)	Polarity
2	5.628	-66.3	Pk	34.6	-23.3	11.8	0	-43.2	-27	-16.2	333	304	V
1	5.725	-54.54	Pk	34.7	-23.1	11.8	0	-31.14	26.97	-58.11	333	304	V

Pk - Peak detector

Bandedge 5.625-5.755GHz 15_407 EIRP - V.TST
Rev 9.5 20 Sep 2016

This report shall not be reproduced except in full, without the written approval of UL LLC.

AUTHORIZED BANDEDGE (HIGH CHANNEL – CDD, MCS0)

HORIZONTAL

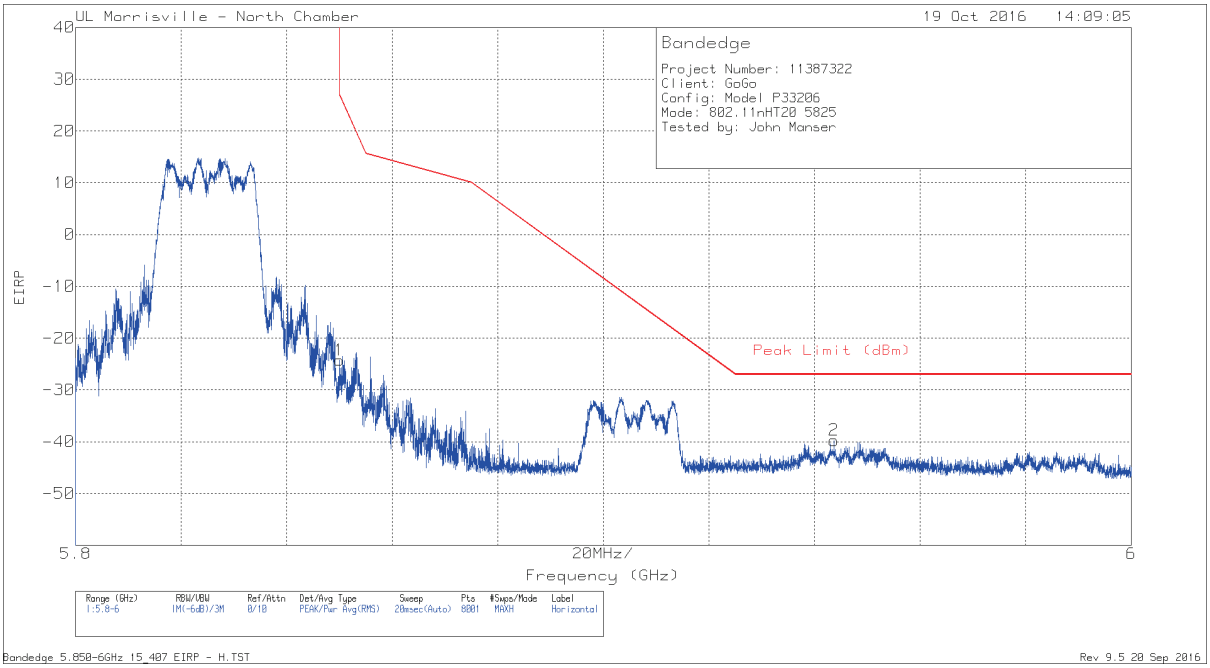

Marker	Frequency (GHz)	Meter Reading (dBm)	Det	AF AT0072 (dB/m)	Amp/Cbl /Fltr/Pad (dB)	Conversion Factor (dB)	DC Corr (dB)	Corrected Reading EIRP	Peak Limit (dBm)	PK Margin (dB)	Azimuth (Degs)	Height (cm)	Polarity
1	5.85	-48.05	Pk	34.7	-22.7	11.8	0	-24.25	26.94	-51.19	47	110	H
2	5.944	-64.24	Pk	35	-22.3	11.8	0	-39.74	-27	-12.74	47	110	H

Pk - Peak detector

Bandedge 5.850-6GHz 15_407 EIRP - H.TST
Rev 9.5 20 Sep 2016

This report shall not be reproduced except in full, without the written approval of UL LLC.

VERTICAL

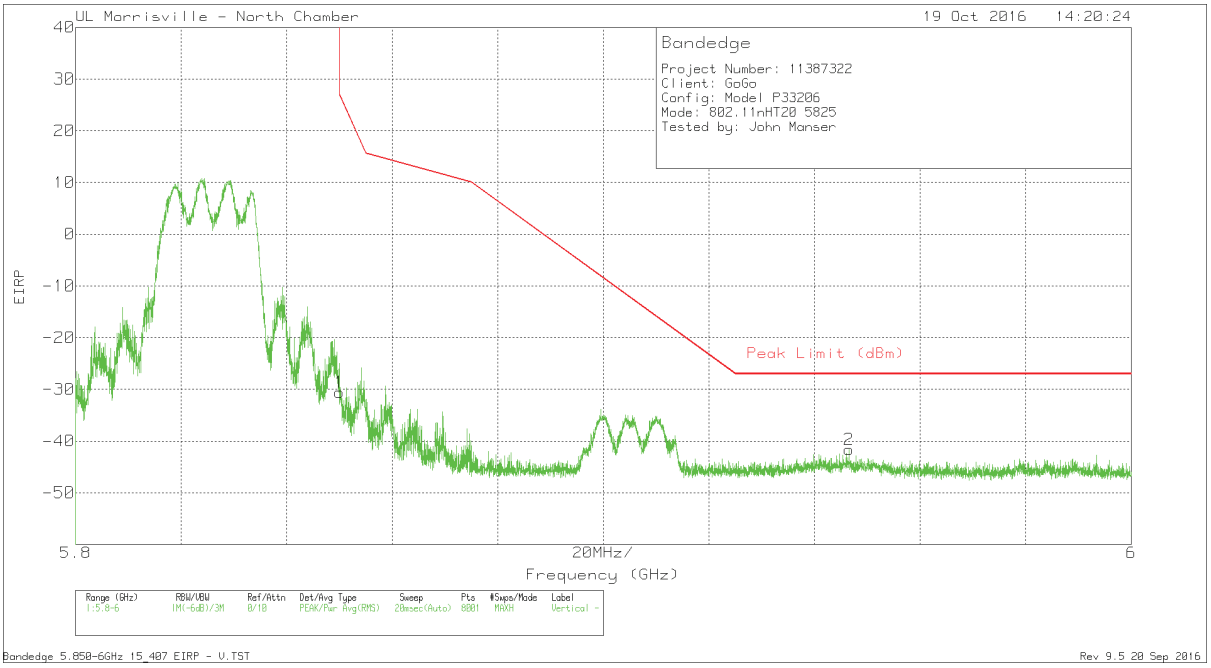

Marker	Frequency (GHz)	Meter Reading (dBm)	Det	AF AT0072 (dB/m)	Amp/Cbl/Flt r/Pad (dB)	Conversion Factor (dB)	DC Corr (dB)	Corrected Reading EIRP	Peak Limit (dBm)	PK Margin (dB)	Azimuth (Degs)	Height (cm)	Polarity
1	5.85	-54.34	Pk	34.7	-22.7	11.8	0	-30.54	26.94	-57.48	3	341	V
2	5.947	-66.12	Pk	35	-22.3	11.8	0	-41.62	-27	-14.62	3	341	V

Pk - Peak detector

Bandedge 5.850-6GHz 15_407 EIRP - V.TST
Rev 9.5 20 Sep 2016

This report shall not be reproduced except in full, without the written approval of UL LLC.

AUTHORIZED BANDEDGE (LOW CHANNEL- SDM, MCS16)

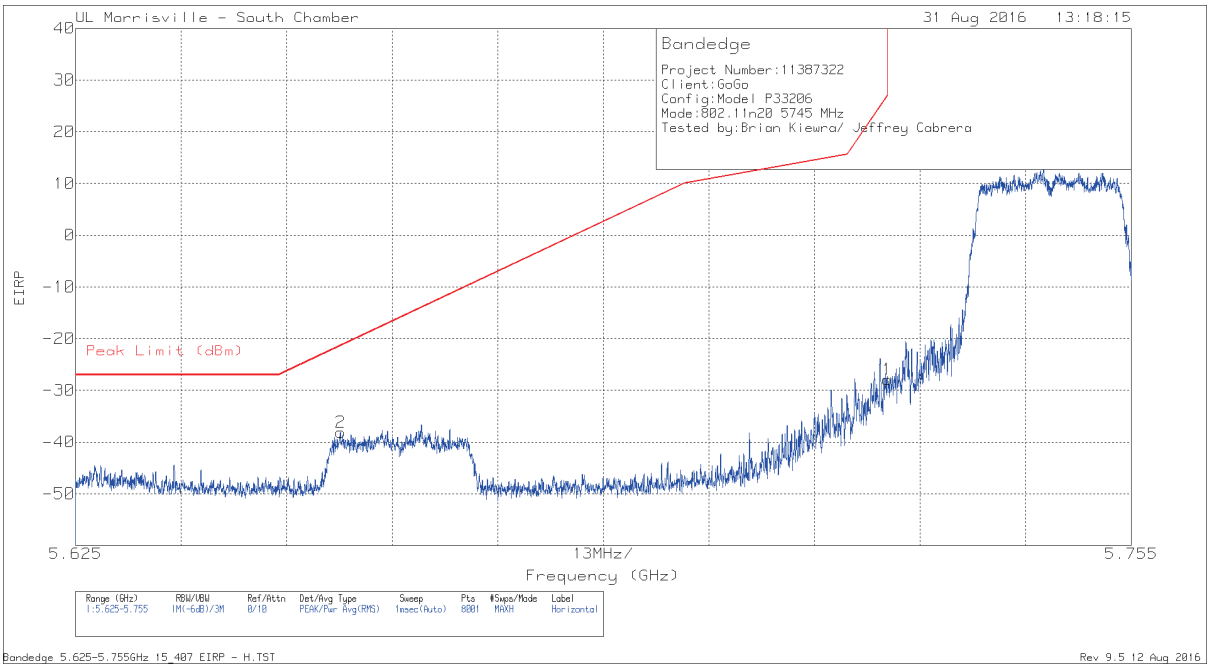

Trace Markers

Marker	Frequency (GHz)	Meter Reading (dBm)	Det	AF AT0069 (dB/m)	Amp/Cbl/Fltr/Pad (dB)	Conversion Factor (dB)	DC Corr (dB)	Corrected Reading EIRP	Peak Limit (dBm)	PK Margin (dB)	Azimuth (Degs)	Height (cm)	Polarity
2	5.658	-60.92	Pk	34.7	-23.7	11.8	0	-38.12	-21.37	-16.75	105	120	H
1	5.725	-50.53	Pk	34.7	-23.9	11.8	0	-27.93	26.97	-54.9	105	120	H

Pk - Peak detector

This report shall not be reproduced except in full, without the written approval of UL LLC.

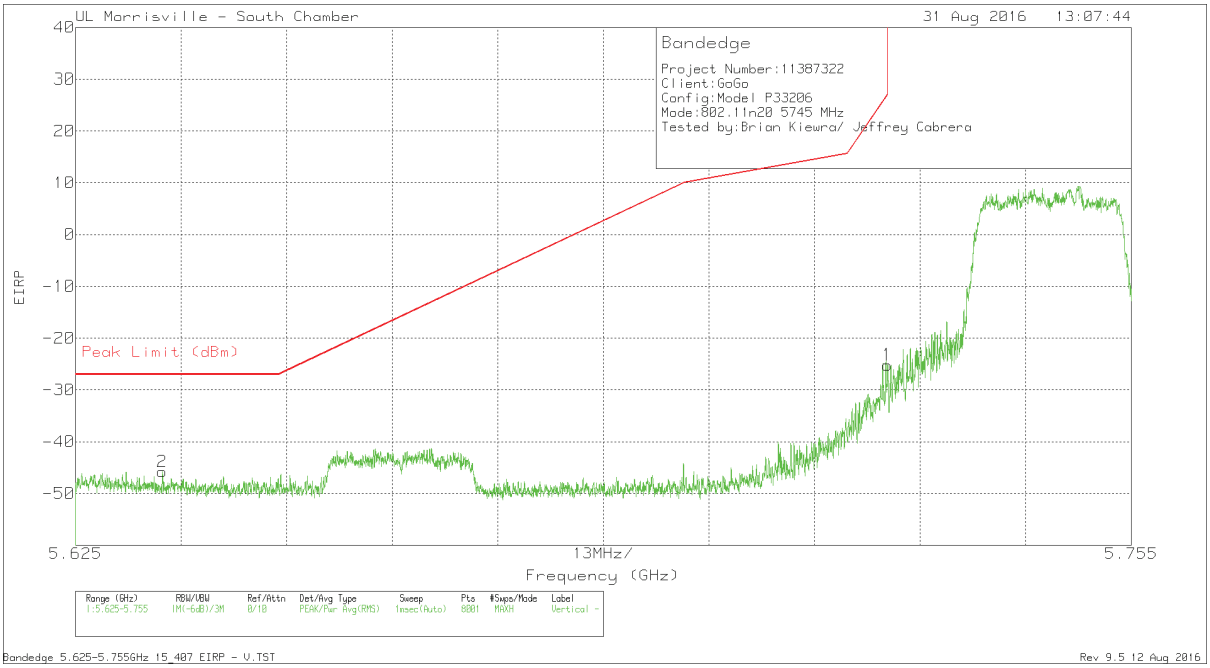

Trace Markers

Marker	Frequency (GHz)	Meter Reading (dBm)	Det	AF AT0069 (dB/m)	Amp/Cbl/Fltr/Pad (dB)	Conversion Factor (dB)	DC Corr (dB)	Corrected Reading EIRP	Peak Limit (dBm)	PK Margin (dB)	Azimuth (Degs)	Height (cm)	Polarity
2	5.636	-68.44	Pk	34.7	-23.8	11.8	0	-45.74	-27	-18.74	70	341	V
1	5.725	-47.77	Pk	34.7	-23.9	11.8	0	-25.17	26.97	-52.14	70	341	V

Pk - Peak detector

This report shall not be reproduced except in full, without the written approval of UL LLC.

AUTHORIZED BANDEDGE (HIGH CHANNEL – SDM, MCS16)

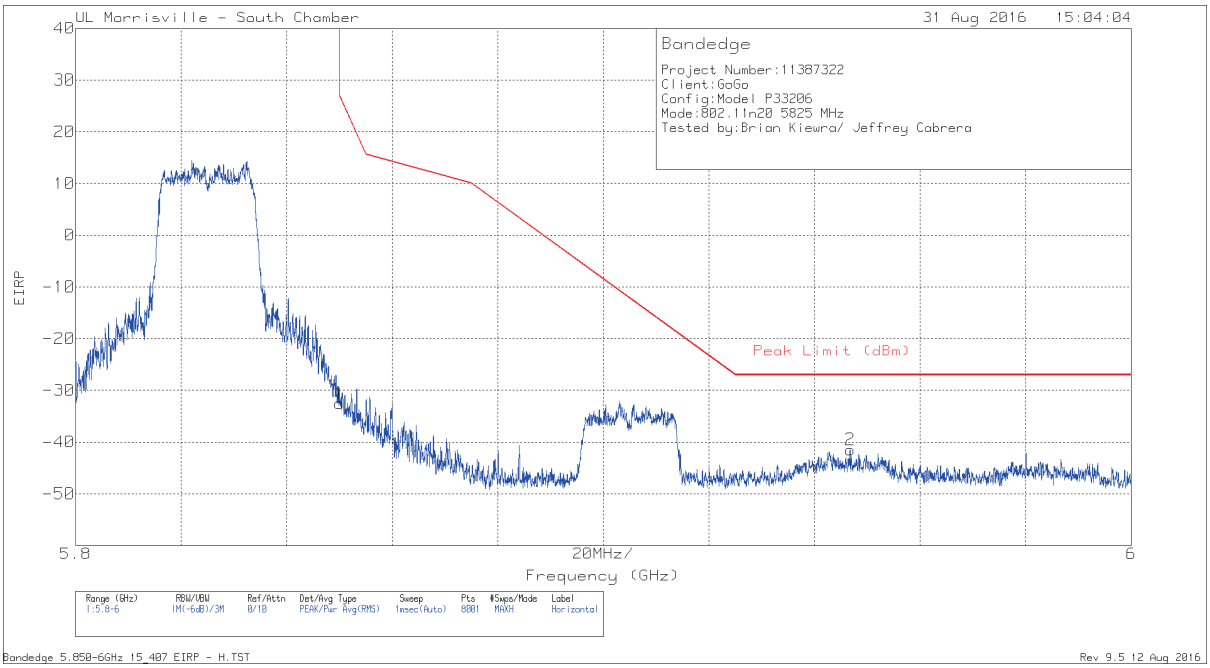

Trace Markers

Marker	Frequency (GHz)	Meter Reading (dBm)	Det	AF AT0069 (dB/m)	Amp/Cbl/Fltr/Pad (dB)	Conversion Factor (dB)	DC Corr (dB)	Corrected Reading EIRP	Peak Limit (dBm)	PK Margin (dB)	Azimuth (Degs)	Height (cm)	Polarity
1	5.85	-55.46	Pk	34.7	-23.5	11.8	0	-32.46	26.94	-59.4	93	212	H
2	5.947	-65.06	Pk	35	-23.2	11.8	0	-41.46	-27	-14.46	93	212	H

Pk - Peak detector

This report shall not be reproduced except in full, without the written approval of UL LLC.

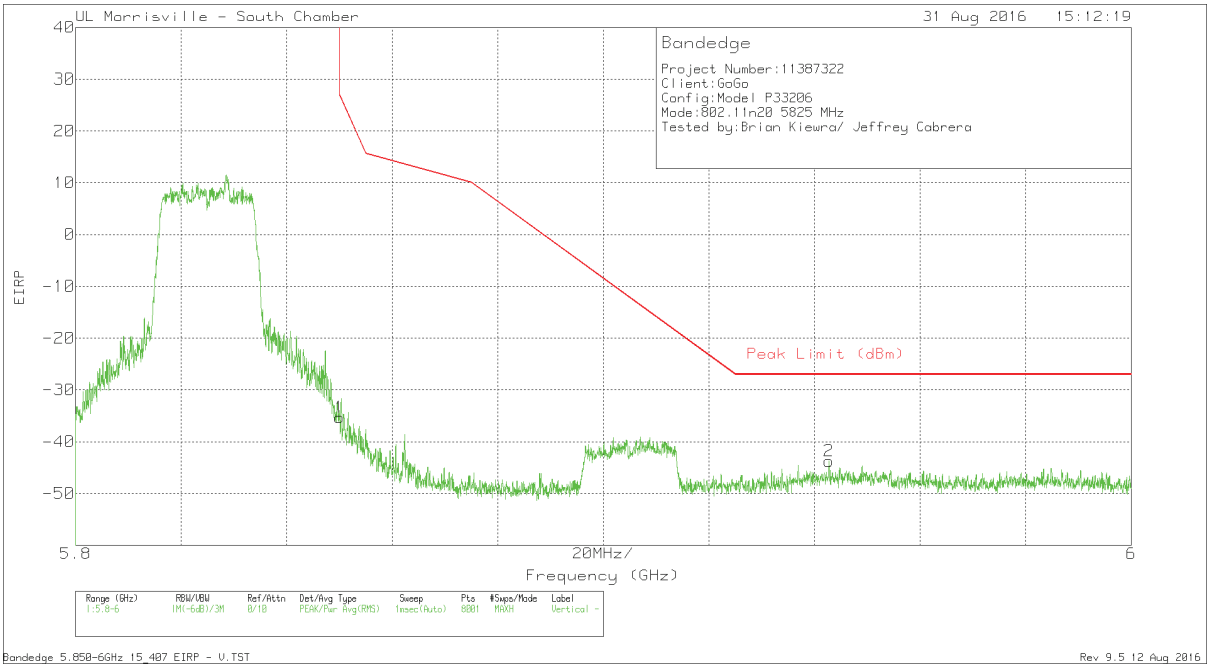

Trace Markers

Marker	Frequency (GHz)	Meter Reading (dBm)	Det	AF AT0069 (dB/m)	Amp/Cbl/Fltr/Pad (dB)	Conversion Factor (dB)	DC Corr (dB)	Corrected Reading EIRP	Peak Limit (dBm)	PK Margin (dB)	Azimuth (Degs)	Height (cm)	Polarity
1	5.85	-58.33	Pk	34.7	-23.5	11.8	0	-35.33	26.94	-62.27	88	311	V
2	5.943	-67.34	Pk	35	-23.2	11.8	0	-43.74	-27	-16.74	88	311	V

Pk - Peak detector

This report shall not be reproduced except in full, without the written approval of UL LLC.

HARMONICS AND SPURIOUS EMISSIONS

LOW CHANNEL – CDD (MCS0)

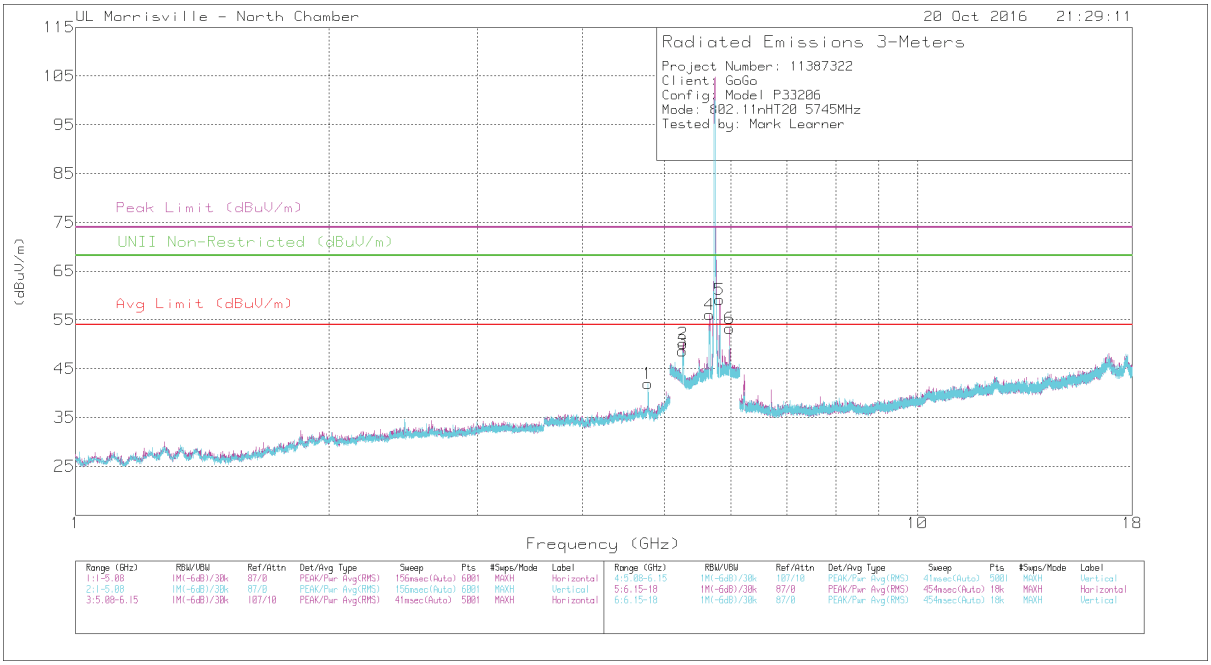

Trace Markers

Marker	Freq (GHz)	Meter Reading (dBuV)	Det	AF AT0072 (dB/m)	Amp/Cbl/ Fltr/Pad (dB)	DC Corr (dB)	Corrected Reading (dBuV/m)	Avg Limit (dBuV/m)	Margin (dB)	Peak Limit (dBuV/m)	PK Margin (dB)	UNII Non-Restricted (dBuV/m)	PK Margin (dB)	Azimuth (Degs)	Height (cm)	Pol
1	* 4.788	44.59	PK-U	34	-31.3	0	47.29	-	-	74	-26.71	-	-	4	108	V
	* 4.787	37.72	ADR	34	-31.3	.22	40.64	54	-13.36	-	-	-	-	4	108	V
3	5.263	43.62	PK-U	34.4	-23.2	0	54.82	-	-	-	-	68.2	-13.38	0	109	V
2	5.268	45.2	PK-U	34.4	-23.2	0	56.4	-	-	-	-	68.2	-11.8	1	231	H
4	5.667	50.17	PK-U	34.7	-23.2	0	61.67	-	-	-	-	68.2	-6.53	63	116	H
5	5.825	52.53	PK-U	34.7	-22.8	0	64.43	-	-	-	-	68.2	-3.77	12	102	H
6	5.984	44.31	PK-U	34.9	-22.2	0	57.01	-	-	-	-	68.2	-11.19	18	233	H

* - indicates frequency in CFR47 Pt 15 / IC RSS-Restricted Band
PK-U - U-NII: Maximum Peak
ADR - U-NII AD primary method, RMS average

This report shall not be reproduced except in full, without the written approval of UL LLC.

MID CHANNEL – CDD (MCS0)

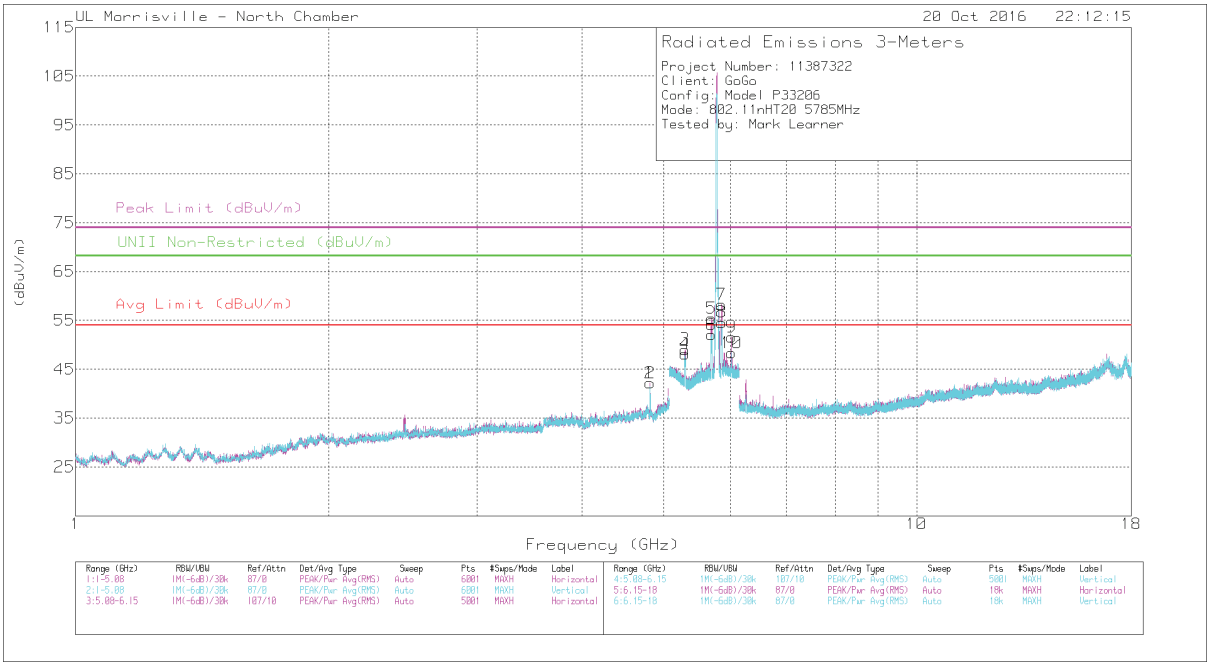

Trace Markers

Marker	Freq. (GHz)	Meter Reading (dBuV)	Det	AF AT0072 (dB/m)	Amp/Cbl/ Fltr/Pad (dB)	DC Corr (dB)	Corrected Reading (dBuV/m)	Avg Limit (dBuV/m)	Margin (dB)	Peak Limit (dBuV/m)	PK Margin (dB)	UNII Non-Restricted (dBuV/m)	PK Margin (dB)	Azimuth (Degs)	Height (cm)	Pol
1	* 4.821	44.8	PK-U	34.1	-31.3	0	47.6	-	-	74	-26.4	-	-	74	109	H
	* 4.821	38.55	ADR	34.1	-31.3	.22	41.57	54	-12.43	-	-	-	-	74	109	H
2	* 4.821	44.61	PK-U	34.1	-31.3	0	47.41	-	-	74	-26.59	-	-	74	104	H
	* 4.821	38.55	ADR	34.1	-31.3	.22	41.57	54	-12.43	-	-	-	-	74	104	H
3	5.302	43.36	PK-U	34.4	-23.3	0	54.46	-	-	-	-	68.2	-13.74	44	213	H
4	5.305	42.91	PK-U	34.4	-23.3	0	54.01	-	-	-	-	68.2	-14.19	355	281	V
6	5.704	47.24	PK-U	34.7	-23.1	0	58.84	-	-	-	-	68.2	-9.36	351	394	V
5	5.707	48.35	PK-U	34.7	-23.1	0	59.95	-	-	-	-	68.2	-8.25	50	240	H
7	5.863	52.57	PK-U	34.8	-22.6	0	64.77	-	-	-	-	68.2	-3.43	38	253	H
8	5.864	48.92	PK-U	34.8	-22.6	0	61.12	-	-	-	-	68.2	-7.08	341	387	V
9	6.026	45.57	PK-U	34.9	-22.1	0	58.37	-	-	-	-	68.2	-9.83	40	261	H
10	6.026	41.27	PK-U	34.9	-22.1	0	54.07	-	-	-	-	68.2	-14.13	4	349	V

* - indicates frequency in CFR47 Pt 15 / IC RSS-Restricted Band
PK-U - U-NII: Maximum Peak
ADR - U-NII AD primary method, RMS average

This report shall not be reproduced except in full, without the written approval of UL LLC.

HIGH CHANNEL – CDD (MCS0)

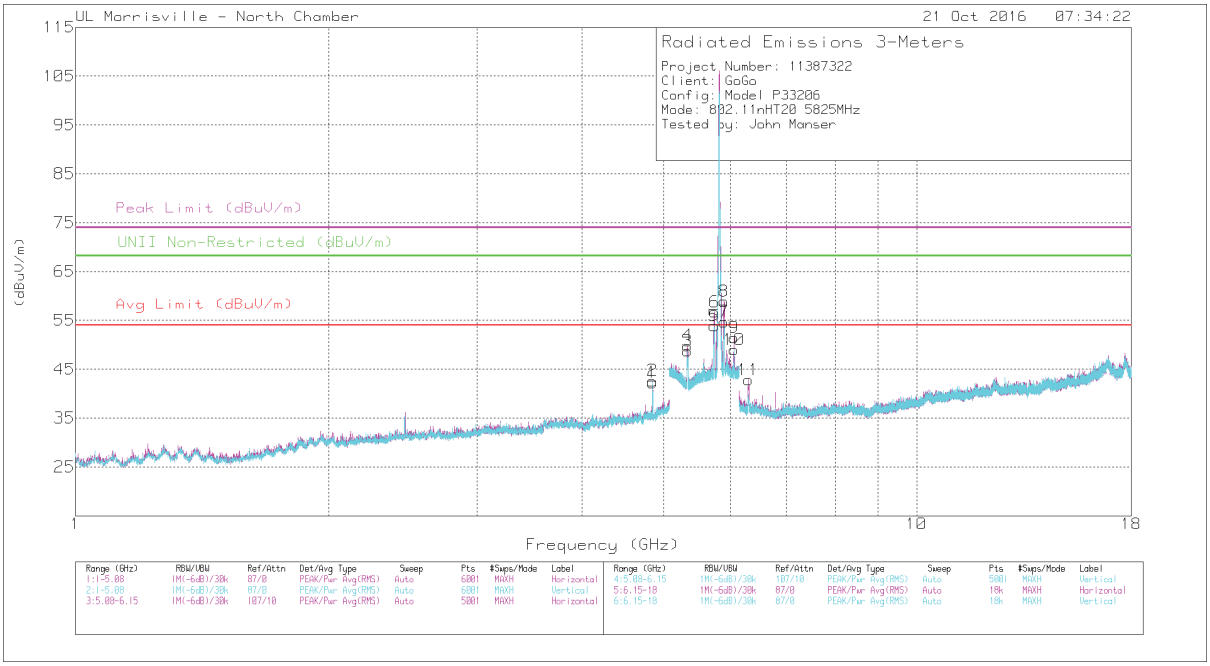

Marker	Freq (GHz)	Meter Reading (dBuV)	Det	AF AT0072 (dB/m)	Amp/Cbl /Fltr/Pad (dB)	DC Corr (dB)	Corrected Reading (dBuV/m)	Avg Limit (dBuV/m)	Margin (dB)	Peak Limit (dBuV/m)	PK Margin (dB)	UNII Non-Restricted (dBuV/m)	PK Margin (dB)	Azimuth (Degs)	Height (cm)	Pol
1	* 4.854	45.47	PK-U	34.2	-31.8	0	47.87	-	-	74	-26.13	-	-	71	109	H
	* 4.854	39.63	ADR	34.2	-31.8	.22	42.25	54	-11.75	-	-	-	-	71	109	H
2	* 4.854	44.29	PK-U	34.2	-31.8	0	46.69	-	-	74	-27.31	-	-	25	116	V
	* 4.854	38.31	ADR	34.2	-31.8	.22	40.93	54	-13.07	-	-	-	-	25	116	V
3	5.341	43.4	PK-U	34.4	-23.3	0	54.5	-	-	-	-	68.2	-13.7	10	103	V
4	5.342	44.48	PK-U	34.4	-23.3	0	55.58	-	-	-	-	68.2	-12.62	4	116	H
5	5.744	48.07	PK-U	34.7	-23.1	0	59.67	-	-	-	-	68.2	-8.53	352	361	V
6	5.751	50.83	PK-U	34.7	-23.1	0	62.43	-	-	-	-	68.2	-5.77	9	112	H
7	5.903	49.54	PK-U	34.9	-22.3	0	62.14	-	-	-	-	68.2	-6.06	352	249	V
8	5.904	52.18	PK-U	34.9	-22.3	0	64.78	-	-	-	-	68.2	-3.42	43	284	H
9	6.068	42.62	PK-U	35.1	-22	0	55.72	-	-	-	-	68.2	-12.48	43	310	H
10	6.068	40.78	PK-U	35.1	-22	0	53.88	-	-	-	-	68.2	-14.32	23	332	V
11	6.31	43.38	PK-U	35.4	-31.3	0	47.48	-	-	-	-	68.2	-20.72	23	214	H

* - indicates frequency in CFR47 Pt 15 / IC RSS-Restricted Band
PK-U - U-NII: Maximum Peak
ADR - U-NII AD primary method, RMS average

This report shall not be reproduced except in full, without the written approval of UL LLC.

LOW CHANNEL – SDM (MCS16)

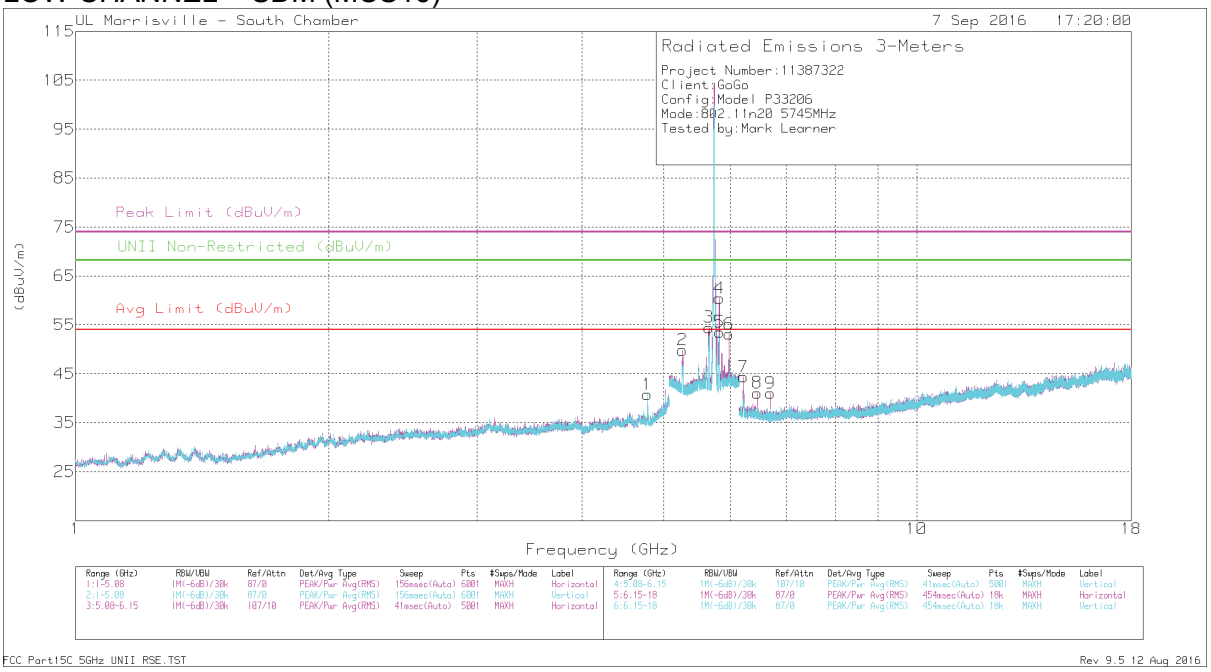

Trace Markers

Marker	Frequency (GHz)	Meter Reading (dBuV)	Det	AF AT0069 (dB/m)	Amp/Cbl/ Fltr/Pad (dB)	DC Corr (dB)	Corrected Reading (dBuV/m)	Avg Limit (dBuV/m)	Margin (dB)	Peak Limit (dBuV/m)	PK Margin (dB)	UNII Non-Restricted (dBuV/m)	PK Margin (dB)	Azimuth (Degs)	Height (cm)	Polarity
1	* 4.787	43.21	PK-U	34	-31.1	0	46.11	-	-	74	-27.89	-	-	102	104	V
	* 4.787	36.19	ADR	34	-31.1	.59	39.68	54	-14.32	-	-	-	-	102	104	V
2	5.27	44.02	PK-U	34.4	-22.9	0	55.52	-	-	-	-	68.2	-12.68	71	115	H
3	5.668	50.02	PK-U	34.7	-23.6	0	61.12	-	-	-	-	68.2	-7.08	69	103	H
4	5.826	53.54	PK-U	34.6	-23.3	0	64.84	-	-	-	-	68.2	-3.36	87	102	H
5	5.829	49.85	PK-U	34.6	-23.3	0	61.15	-	-	-	-	68.2	-7.05	56	338	V
6	5.985	45.96	PK-U	35	-22.9	0	58.06	-	-	-	-	68.2	-10.14	114	257	H
7	6.224	45	PK-U	35.4	-29.5	0	50.9	-	-	-	-	68.2	-17.3	174	128	H
8	6.463	39.12	PK-U	35.4	-29.1	0	45.42	-	-	-	-	68.2	-22.78	131	236	H
9	6.702	40.26	PK-U	35.5	-29.5	0	46.26	-	-	-	-	68.2	-21.94	163	198	H

* - indicates frequency in CFR47 Pt 15 / IC RSS-Restricted Band
Pk - Peak detector
PK-U - U-NII: Maximum Peak
ADR - U-NII AD primary method, RMS average

This report shall not be reproduced except in full, without the written approval of UL LLC.

MID CHANNEL – SDM (MCS16)

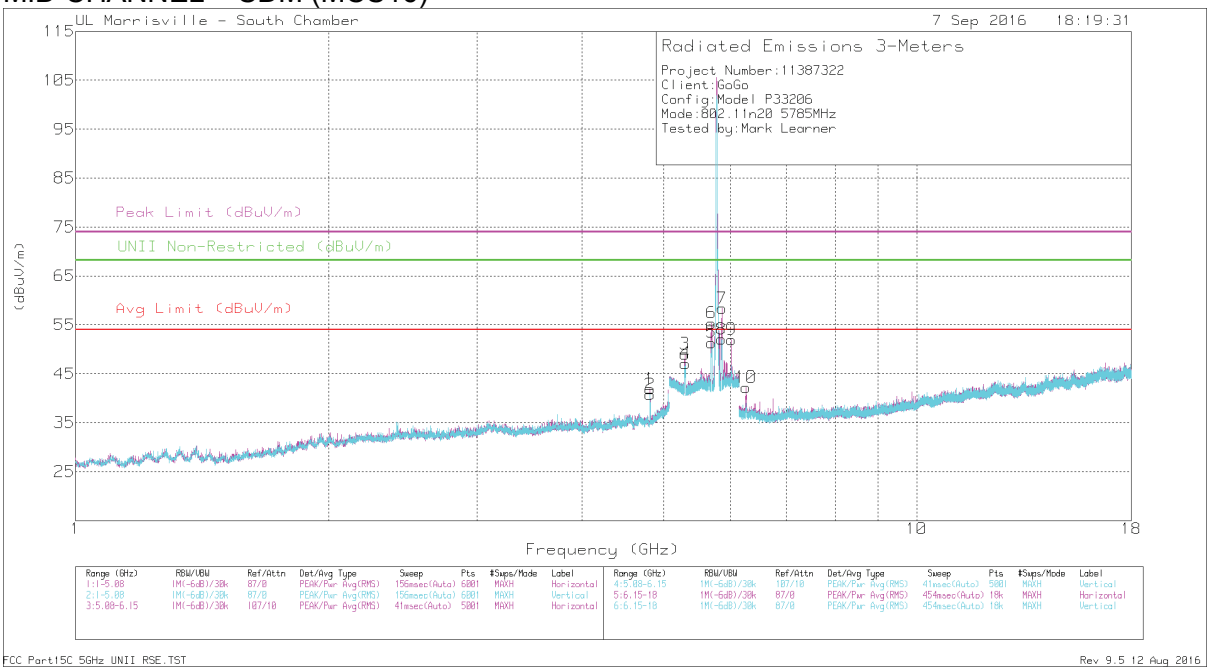

Trace Markers

Marker	Frequency (GHz)	Meter Reading (dBuV)	Det	AF AT0069 (dB/m)	Amp/Cbl/ Fltr/Pad (dB)	DC Corr (dB)	Corrected Reading (dBuV/m)	Avg Limit (dBuV/m)	Margin (dB)	Peak Limit (dBuV/m)	PK Margin (dB)	UNII Non-Restricted (dBuV/m)	PK Margin (dB)	Azimuth (Degs)	Height (cm)	Polarity
1	* 4.821	43.75	PK-U	34	-31.1	0	46.65	-	-	74	-27.35	-	-	78	112	H
	* 4.821	37.62	ADR	34	-31.1	.59	41.11	54	-12.89	-	-	-	-	78	112	H
2	* 4.821	43.29	PK-U	34	-31.1	0	46.19	-	-	74	-27.81	-	-	115	120	V
	* 4.821	37.21	ADR	34	-31.1	.59	40.7	54	-13.3	-	-	-	-	115	120	V
3	5.304	43.28	PK-U	34.4	-23	0	54.68	-	-	-	-	68.2	-13.52	144	109	H
4	5.31	41.31	PK-U	34.4	-23	0	52.71	-	-	-	-	68.2	-15.49	75	127	V
5	5.702	48.26	PK-U	34.7	-23.6	0	59.36	-	-	-	-	68.2	-8.84	69	331	V
6	5.704	50.99	PK-U	34.7	-23.5	0	62.19	-	-	-	-	68.2	-6.01	86	104	H
8	5.866	45.98	PK-U	34.8	-23.3	0	57.48	-	-	-	-	68.2	-10.72	47	241	V
7	5.869	51.95	PK-U	34.8	-23.3	0	63.45	-	-	-	-	68.2	-4.75	126	262	H
9	6.026	44.31	PK-U	35.1	-22.9	0	56.51	-	-	-	-	68.2	-11.69	79	130	H
10	6.266	43.34	PK-U	35.4	-29.7	0	49.04	-	-	-	-	68.2	-19.16	167	105	H

* - indicates frequency in CFR47 Pt 15 / IC RSS-Restricted Band
Pk - Peak detector
PK-U - U-NII: Maximum Peak
ADR - U-NII AD primary method, RMS average

This report shall not be reproduced except in full, without the written approval of UL LLC.

HIGH CHANNEL – SDM (MCS16)

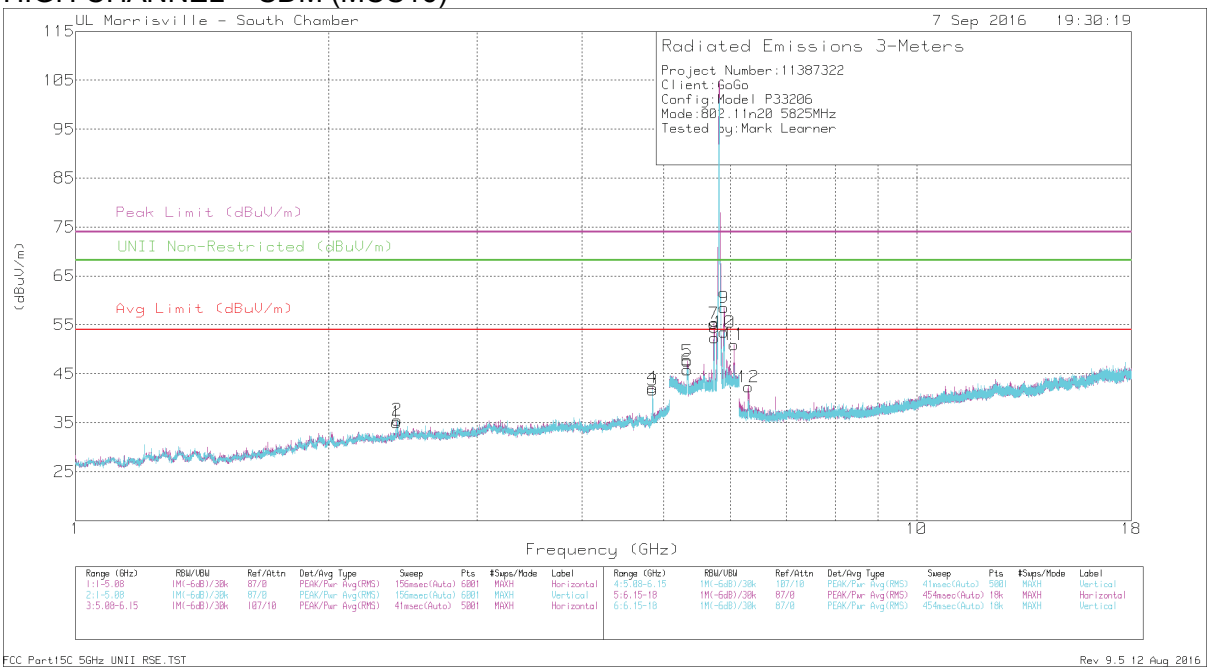

Trace Markers

Marker	Frequency (GHz)	Meter Reading (dBuV)	Det	AF AT0069 (dB/m)	Amp/Cbl/ Fltr/Pad (dB)	DC Corr (dB)	Corrected Reading (dBuV/m)	Avg Limit (dBuV/m)	Margin (dB)	Peak Limit (dBuV/m)	PK Margin (dB)	UNII Non-Restricted (dBuV/m)	PK Margin (dB)	Azimuth (Degs)	Height (cm)	Polarity
4	* 4.854	42.6	PK-U	34.2	-30.8	0	46	-	-	74	-28	-	-	125	259	H
	* 4.854	35.84	ADR	34.2	-30.8	.59	39.83	54	-14.17	-	-	-	-	125	259	H
3	* 4.854	43.03	PK-U	34.2	-30.8	0	46.43	-	-	74	-27.57	-	-	114	111	V
	* 4.854	37.2	ADR	34.2	-30.8	.59	41.19	54	-12.81	-	-	-	-	114	111	V
1	2.41	43.28	PK-U	32.3	-34.3	0	41.28	-	-	-	-	68.2	-26.92	210	354	H
2	2.413	44.38	PK-U	32.3	-34.3	0	42.38	-	-	-	-	68.2	-25.82	103	202	V
5	5.338	44.04	PK-U	34.4	-23.1	0	55.34	-	-	-	-	68.2	-12.86	80	102	H
6	5.339	41.84	PK-U	34.4	-23.1	0	53.14	-	-	-	-	68.2	-15.06	71	107	V
7	5.744	50.53	PK-U	34.7	-23.5	0	61.73	-	-	-	-	68.2	-6.47	99	225	H
8	5.752	48	PK-U	34.7	-23.5	0	59.2	-	-	-	-	68.2	-9	69	340	V
9	5.901	51.08	PK-U	34.9	-23.2	0	62.78	-	-	-	-	68.2	-5.42	125	238	H
10	5.906	47.91	PK-U	34.9	-23.1	0	59.71	-	-	-	-	68.2	-8.49	60	398	V
11	6.068	43.87	PK-U	35.3	-23.1	0	56.07	-	-	-	-	68.2	-12.13	106	219	H
12	6.314	43.54	PK-U	35.4	-29.7	0	49.24	-	-	-	-	68.2	-18.96	95	105	H

* - indicates frequency in CFR47 Pt 15 / IC RSS-Restricted Band
Pk - Peak detector
PK-U - U-NII: Maximum Peak
ADR - U-NII AD primary method, RMS average

This report shall not be reproduced except in full, without the written approval of UL LLC.

9.2.7. 1-18 GHz, 802.11n HT40 MODE IN THE 5.8 GHz BAND

AUTHORIZED BANDEDGE (LOW CHANNEL – CDD, MCS0)

HORIZONTAL

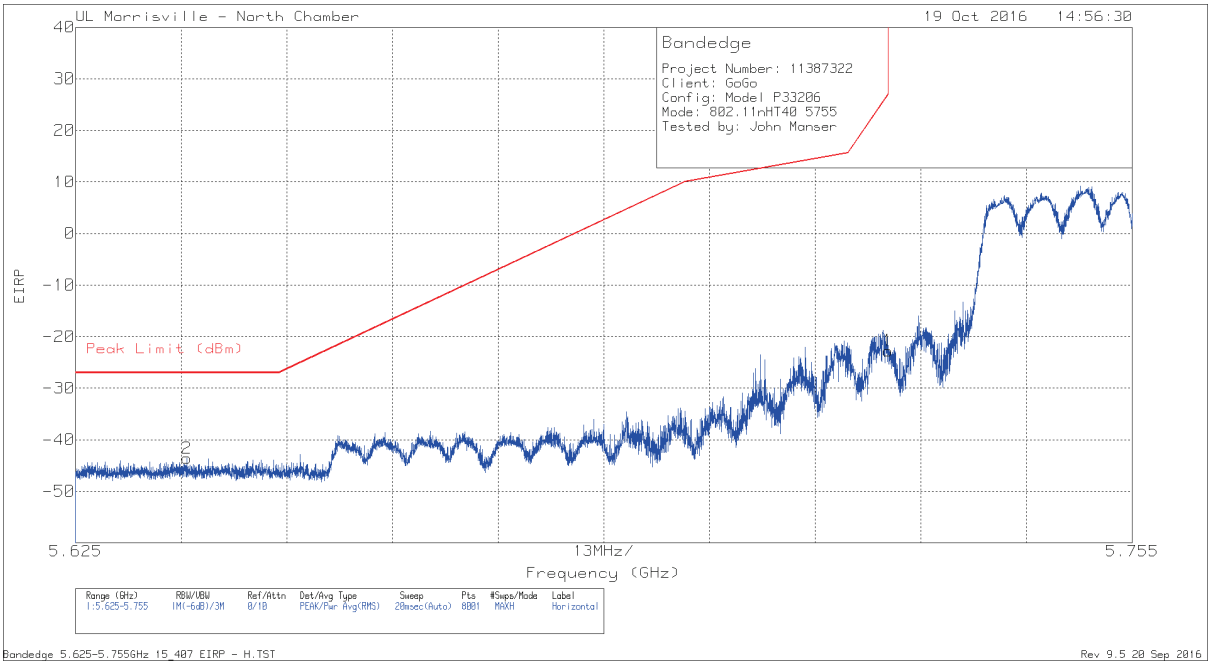

Marker	Frequency (GHz)	Meter Reading (dBm)	Det	AF AT0072 (dB/m)	Amp/Cbl/Flt r/Pad (dB)	Conversion Factor (dB)	DC Corr (dB)	Corrected Reading EIRP	Peak Limit (dBm)	PK Margin (dB)	Azimuth (Degs)	Height (cm)	Polarity
2	5.639	-66.77	Pk	34.6	-23.2	11.8	0	-43.57	-27	-16.57	14	205	H
1	5.725	-46.14	Pk	34.7	-23.1	11.8	0	-22.74	26.97	-49.71	14	205	H

Pk - Peak detector
Bandedge 5.625-5.755GHz 15_407 EIRP - H.TST
Rev 9.5 20 Sep 2016

This report shall not be reproduced except in full, without the written approval of UL LLC.

VERTICAL

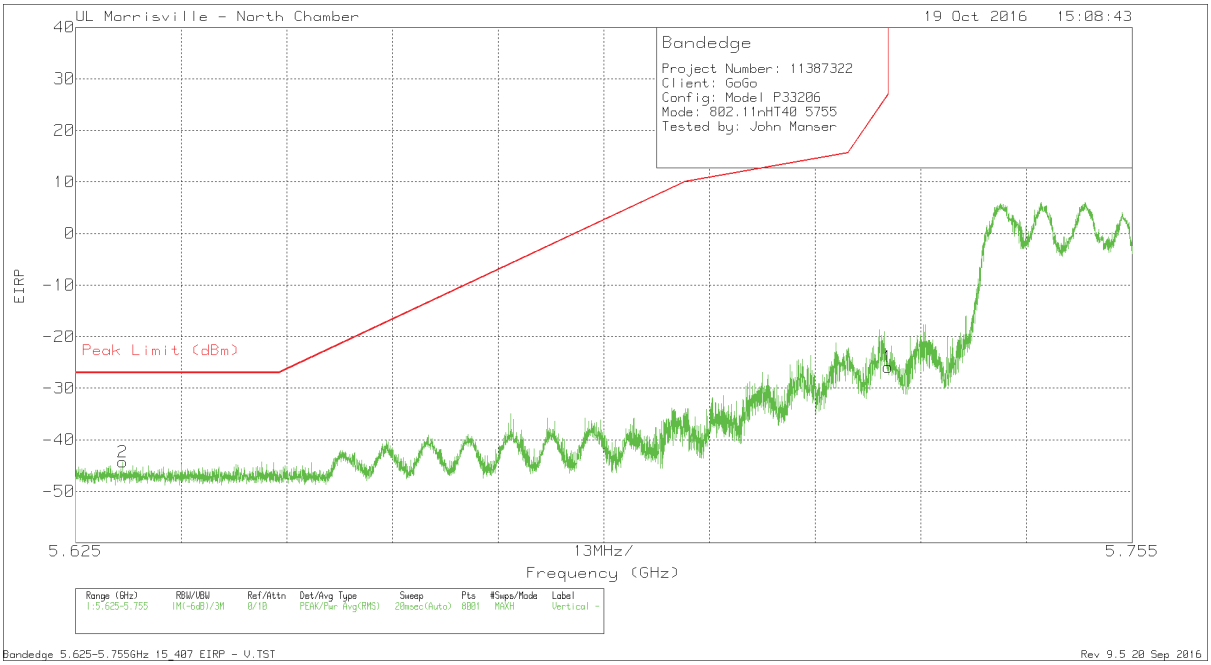

Marker	Frequency (GHz)	Meter Reading (dBm)	Det	AF AT0072 (dB/m)	Amp/Cbl /Fltr/Pad (dB)	Conversion Factor (dB)	DC Corr (dB)	Corrected Reading EIRP	Peak Limit (dBm)	PK Margin (dB)	Azimuth (Degs)	Height (cm)	Polarity
2	5.631	-67.42	Pk	34.6	-23.3	11.8	0	-44.32	-27	-17.32	1	400	V
1	5.725	-49.28	Pk	34.7	-23.1	11.8	0	-25.88	26.97	-52.85	1	400	V

Pk - Peak detector
Bandedge 5.625-5.755GHz 15_407 EIRP - V.TST
Rev 9.5 20 Sep 2016

This report shall not be reproduced except in full, without the written approval of UL LLC.

AUTHORIZED BANDEDGE (HIGH CHANNEL – CDD, MCS0)

HORIZONTAL

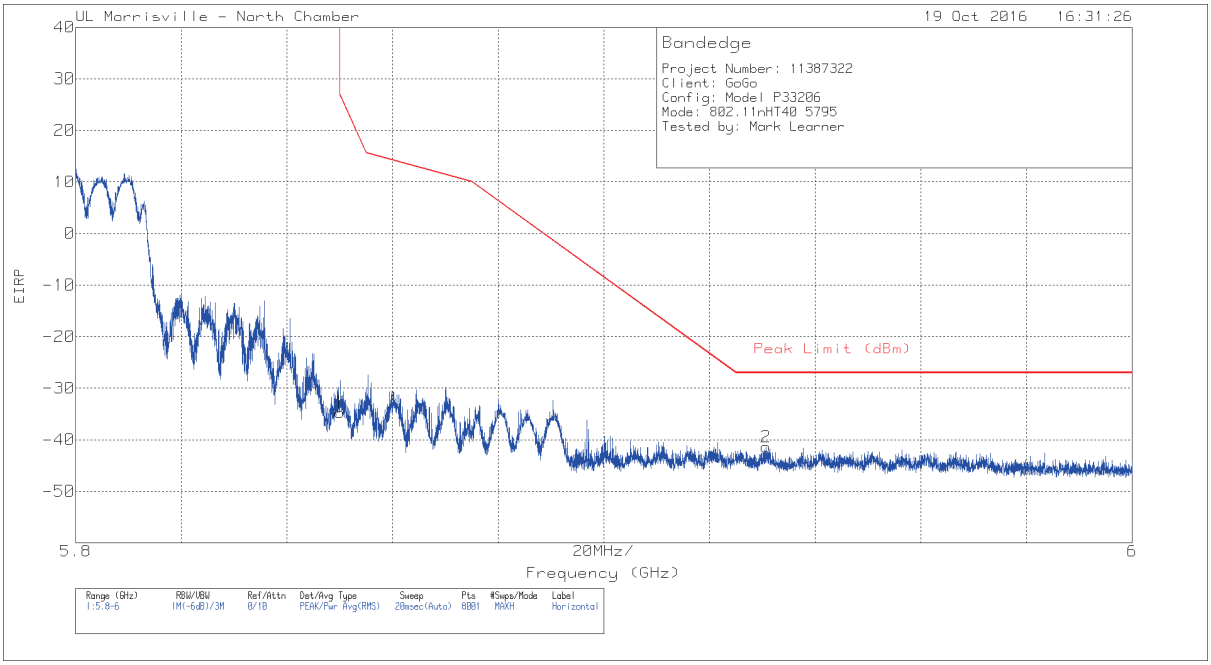

Trace Markers

Marker	Frequency (GHz)	Meter Reading (dBm)	Det	AF AT0072 (dB/m)	Amp/Cbl/Fltr/ Pad (dB)	Conversion Factor (dB)	Corrected Reading EIRP	Peak Limit (dBm)	PK Margin (dB)	Azimuth (Degs)	Height (cm)	Polarity
1	5.85	-58.45	Pk	34.7	-22.7	11.8	-34.65	26.94	-61.59	21	219	H
2	5.931	-65.91	Pk	35	-22.3	11.8	-41.41	-27	-14.41	21	219	H

Pk - Peak detector

This report shall not be reproduced except in full, without the written approval of UL LLC.

VERTICAL

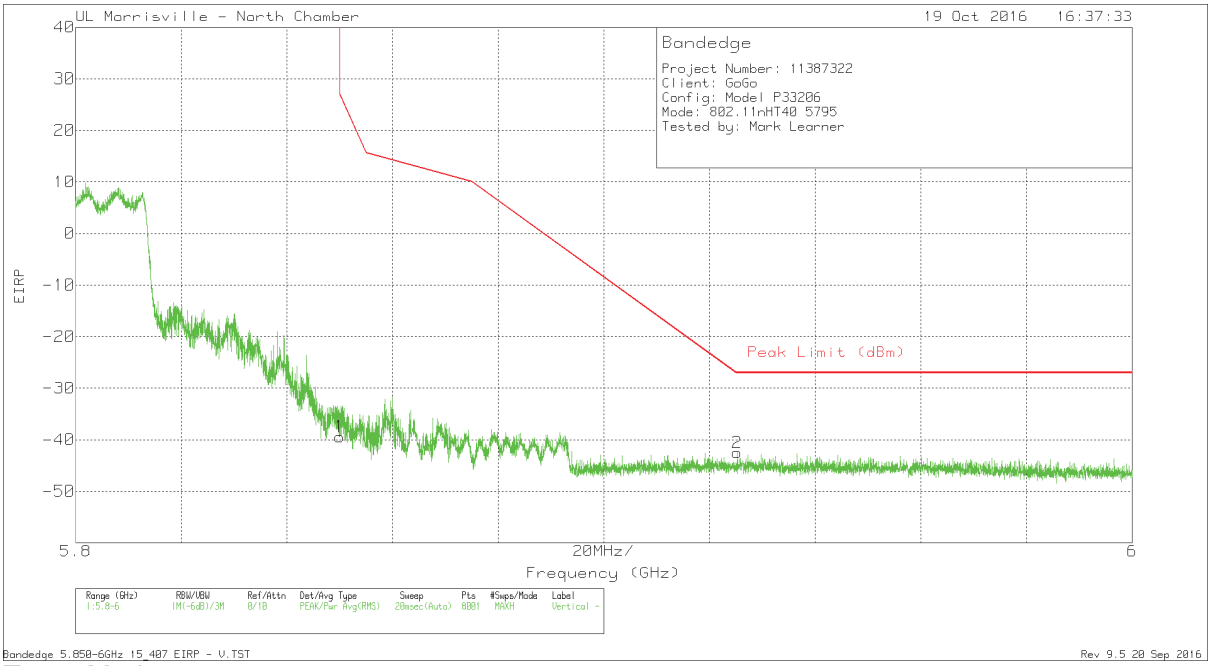

Trace Markers

Marker	Frequency (GHz)	Meter Reading (dBm)	Det	AF AT0072 (dB/m)	Amp/Cbl/Fltr/ Pad (dB)	Conversion Factor (dB)	Corrected Reading EIRP	Peak Limit (dBm)	PK Margin (dB)	Azimuth (Degs)	Height (cm)	Polarity
1	5.85	-63.19	Pk	34.7	-22.7	11.8	-39.39	26.94	-66.33	354	400	V
2	5.925	-66.99	Pk	35	-22.3	11.8	-42.49	-27	-15.49	354	400	V

Pk - Peak detector
Bandedge 5.850-6GHz 15_407 EIRP - V.TST
Rev 9.5 20 Sep 2016

This report shall not be reproduced except in full, without the written approval of UL LLC.

AUTHORIZED BANDEDGE (LOW CHANNEL – SDM, MCS16)

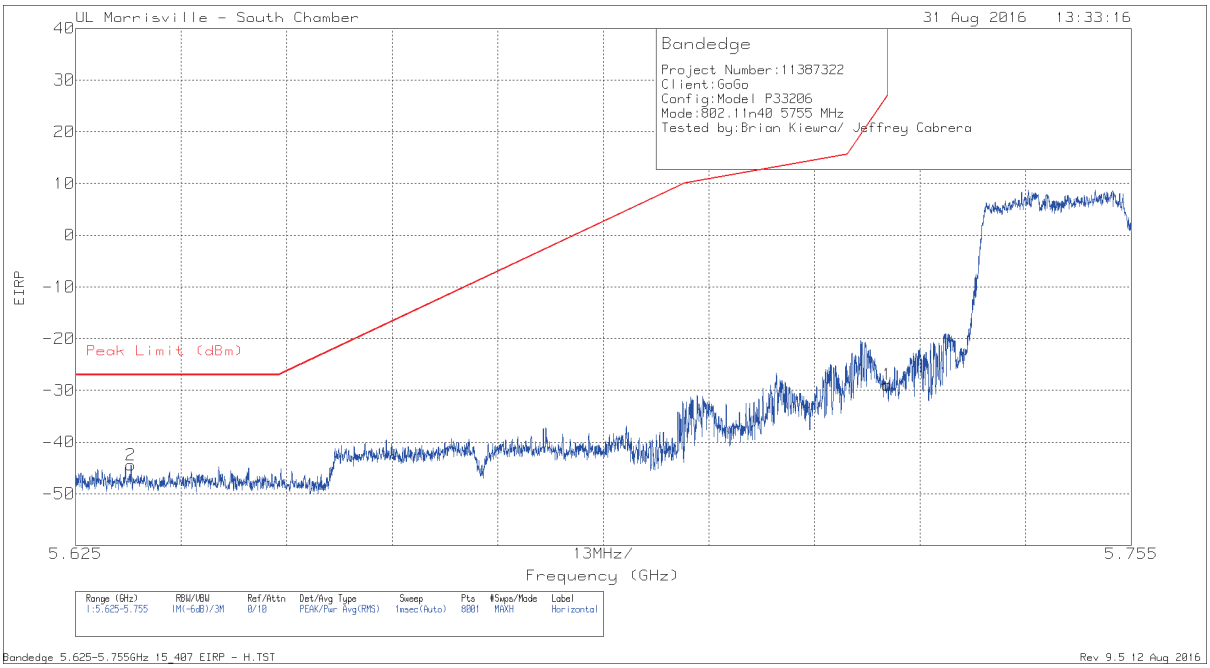

Trace Markers

Marker	Frequency (GHz)	Meter Reading (dBm)	Det	AF AT0069 (dB/m)	Amp/Cbl/Fltr/Pad (dB)	Conversion Factor (dB)	DC Corr (dB)	Corrected Reading EIRP	Peak Limit (dBm)	PK Margin (dB)	Azimuth (Degs)	Height (cm)	Polarity
2	5.632	-67.23	Pk	34.7	-23.7	11.8	0	-44.43	-27	-17.43	144	127	H
1	5.725	-51.51	Pk	34.7	-23.9	11.8	0	-28.91	26.97	-55.88	144	127	H

Pk - Peak detector

This report shall not be reproduced except in full, without the written approval of UL LLC.

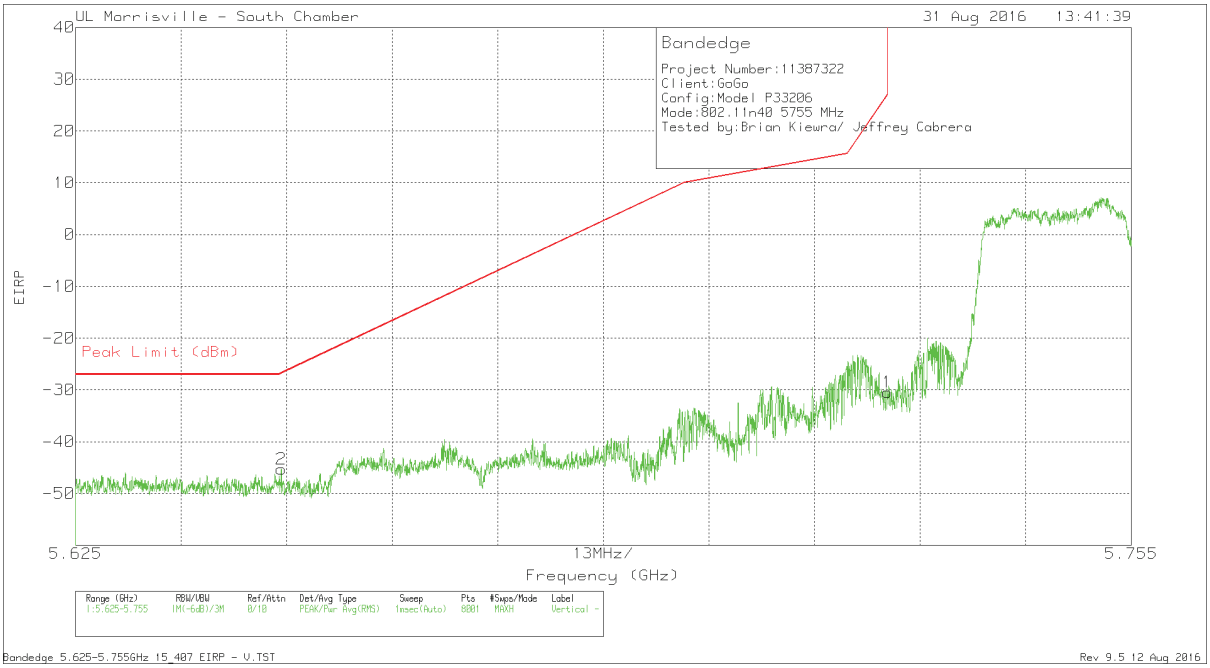

Trace Markers

Marker	Frequency (GHz)	Meter Reading (dBm)	Det	AF AT0069 (dB/m)	Amp/Cbl/Fltr/Pad (dB)	Conversion Factor (dB)	DC Corr (dB)	Corrected Reading EIRP	Peak Limit (dBm)	PK Margin (dB)	Azimuth (Degs)	Height (cm)	Polarity
2	5.65	-68.11	Pk	34.7	-23.7	11.8	0	-45.31	-26.75	-18.56	86	113	V
1	5.725	-53.04	Pk	34.7	-23.9	11.8	0	-30.44	26.97	-57.41	86	113	V

Pk - Peak detector

This report shall not be reproduced except in full, without the written approval of UL LLC.

AUTHORIZED BANDEDGE (HIGH CHANNEL – SDM, MCS16)

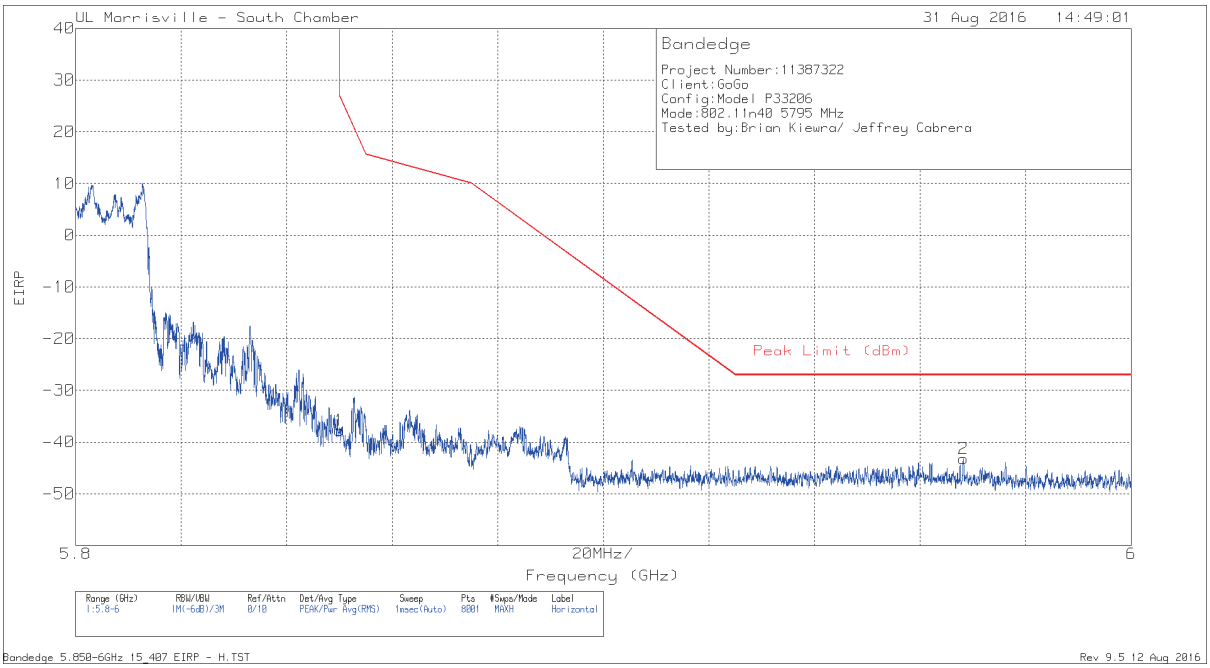

Trace Markers

Marker	Frequency (GHz)	Meter Reading (dBm)	Det	AF AT0069 (dB/m)	Amp/Cbl/Fltr/Pad (dB)	Conversion Factor (dB)	DC Corr (dB)	Corrected Reading EIRP	Peak Limit (dBm)	PK Margin (dB)	Azimuth (Degs)	Height (cm)	Polarity
1	5.85	-60.72	Pk	34.7	-23.5	11.8	0	-37.72	26.94	-64.66	88	110	H
2	5.968	-67.12	Pk	35.1	-23	11.8	0	-43.22	-27	-16.22	88	110	H

Pk - Peak detector

UL LLC FORM NO: 03-EM-F00858
12 Laboratory Dr., RTP, NC 27709 TEL: (919) 549-1400
This report shall not be reproduced except in full, without the written approval of UL LLC.

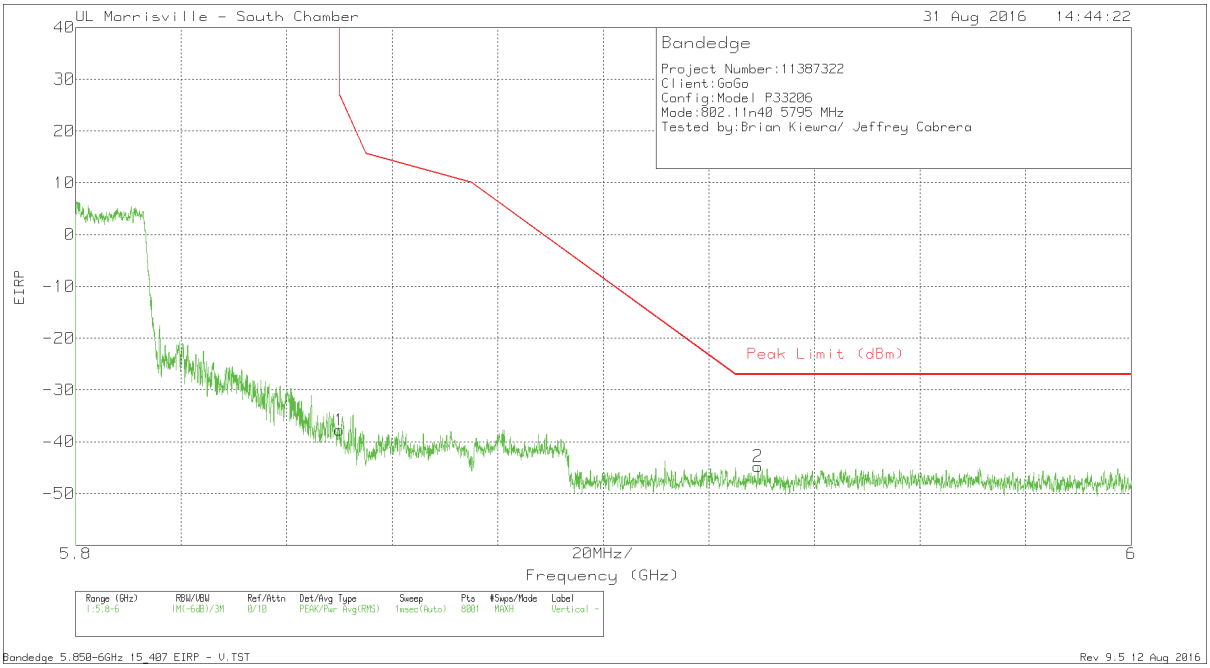

Trace Markers

Marker	Frequency (GHz)	Meter Reading (dBm)	Det	AF AT0069 (dB/m)	Amp/Cbl/Fltr/Pad (dB)	Conversion Factor (dB)	DC Corr (dB)	Corrected Reading EIRP	Peak Limit (dBm)	PK Margin (dB)	Azimuth (Degs)	Height (cm)	Polarity
1	5.85	-60.78	Pk	34.7	-23.5	11.8	0	-37.78	26.94	-64.72	88	110	V
2	5.929	-68.25	Pk	35	-23.3	11.8	0	-44.75	-27	-17.75	88	110	V

Pk - Peak detector

This report shall not be reproduced except in full, without the written approval of UL LLC.

HARMONICS AND SPURIOUS EMISSIONS

LOW CHANNEL – CDD (MCS0)

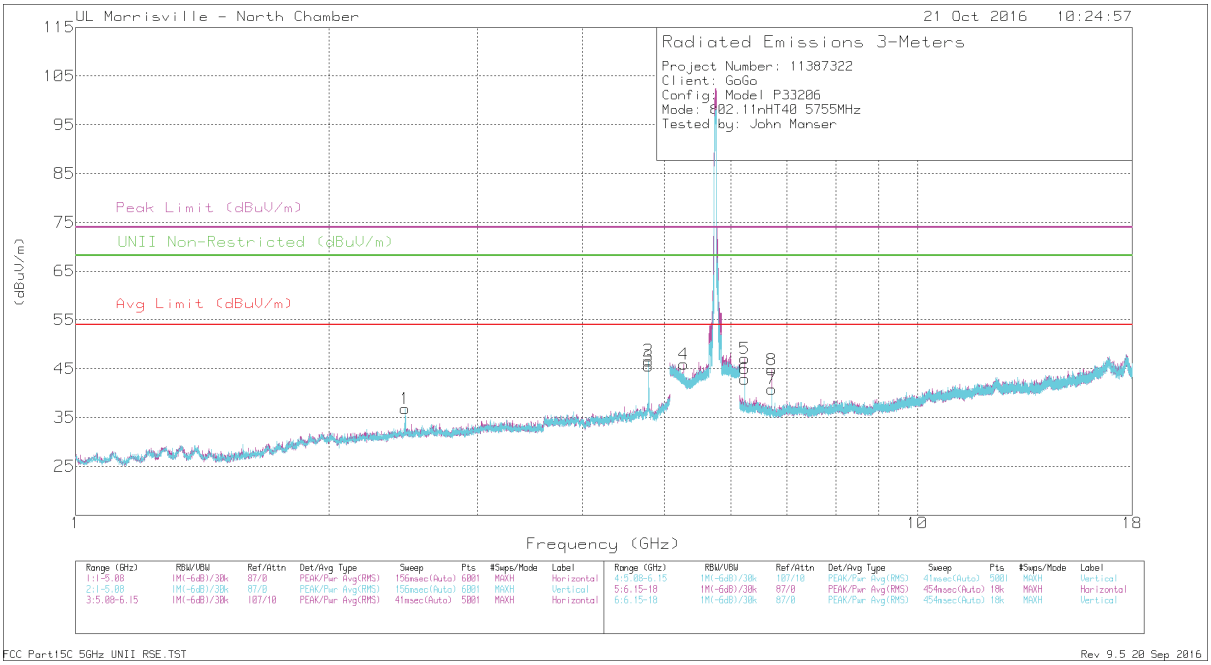

Marker	Freq (GHz)	Meter Reading (dBuV)	Det	AF AT0072 (dB/m)	Amp/Cbl/ Fltr/Pad (dB)	DC Corr (dB)	Corrected Reading (dBuV/m)	Avg Limit (dBuV/m)	Margin (dB)	Peak Limit (dBuV/m)	PK Margin (dB)	UNII Non-Restricted (dBuV/m)	PK Margin (dB)	Azimuth (Degs)	Height (cm)	Pol
3	* 4.796	45.34	PK-U	34	-31.3	0	48.04	-	-	74	-25.96	-	-	3	113	H
	* 4.796	39.72	ADR	34	-31.3	.43	42.85	54	-11.15	-	-	-	-	3	113	H
2	* 4.796	47.31	PK-U	34	-31.3	0	50.01	-	-	74	-23.99	-	-	36	104	V
	* 4.796	42.56	ADR	34	-31.3	.43	45.69	54	-8.31	-	-	-	-	36	104	V
1	2.464	40.95	PK-U	32.3	-34.2	0	39.05	-	-	-	-	68.2	-29.15	189	103	V
4	5.275	40.52	PK-U	34.4	-23.2	0	51.72	-	-	-	-	68.2	-16.48	7	232	H
5	6.234	43.73	PK-U	35.3	-30.6	0	48.43	-	-	-	-	68.2	-19.77	26	104	V
6	6.235	45.67	PK-U	35.3	-30.6	0	50.37	-	-	-	-	68.2	-17.83	74	113	H
8	6.714	44.76	PK-U	35.4	-30.9	0	49.26	-	-	-	-	68.2	-18.94	83	111	H
7	6.714	41.47	PK-U	35.4	-30.9	0	45.97	-	-	-	-	68.2	-22.23	75	185	V

* - indicates frequency in CFR47 Pt 15 / IC RSS-Restricted Band
PK-U - U-NII: Maximum Peak
ADR - U-NII AD primary method, RMS average
FCC Part15C 5GHz UNII RSE.TST
Rev 9.5 20 Sep 2016

This report shall not be reproduced except in full, without the written approval of UL LLC.

HIGH CHANNEL – CDD (MCS0)

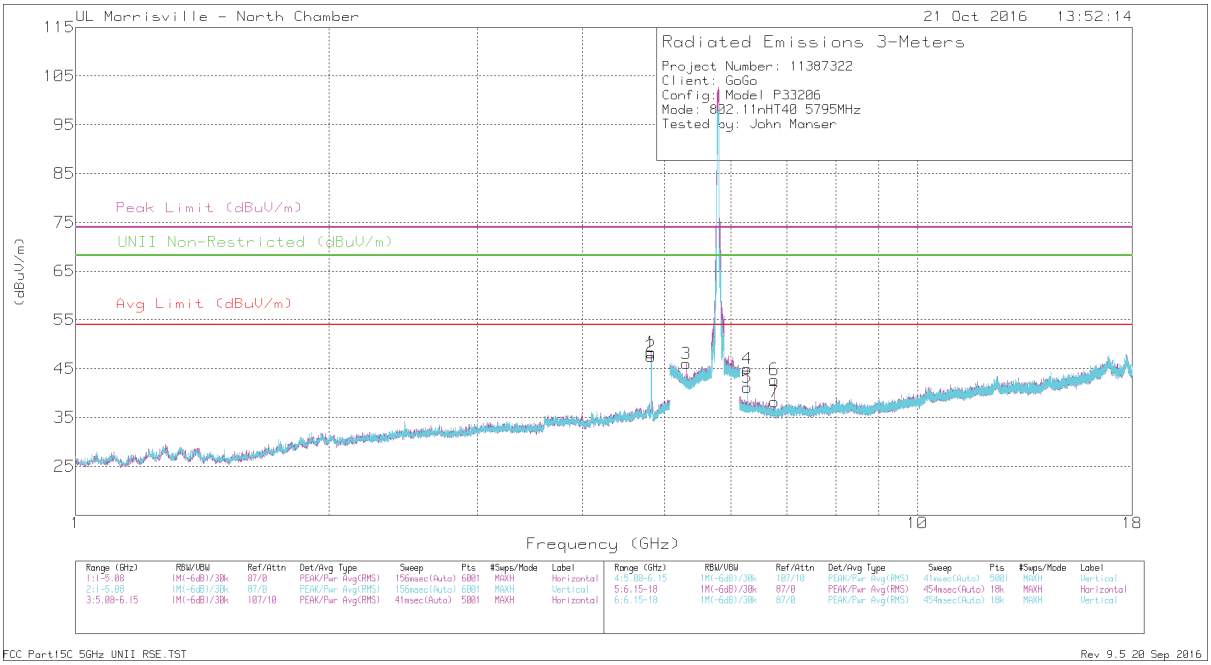

Marker	Freq. (GHz)	Meter Reading (dBuV)	Det	AF AT0072 (dB/m)	Amp/Cbl/ Fltr/Pad (dB)	DC Corr (dB)	Corrected Reading (dBuV/m)	Avg Limit (dBuV/m)	Margin (dB)	Peak Limit (dBuV/m)	PK Margin (dB)	UNII Non-Restricted (dBuV/m)	PK Margin (dB)	Azimuth (Degs)	Height (cm)	Pol
1	* 4.829	47.81	PK-U	34.1	-31.4	0	50.51	-	-	74	-23.49	-	-	356	104	H
	* 4.829	43.67	ADR	34.1	-31.4	.43	46.80	54	-7.20	-	-	-	-	356	104	H
2	* 4.829	48.48	PK-U	34.1	-31.4	0	51.18	-	-	74	-22.82	-	-	30	103	V
	* 4.829	44.71	ADR	34.1	-31.4	.43	47.84	54	-6.16	-	-	-	-	30	103	V
3	5.312	40.65	PK-U	34.4	-23.3	0	51.75	-	-	-	-	68.2	-16.45	23	258	H
4	6.278	45.05	PK-U	35.3	-31.1	0	49.25	-	-	-	-	68.2	-18.95	87	107	H
5	6.278	42.39	PK-U	35.3	-31.1	0	46.59	-	-	-	-	68.2	-21.61	13	103	V
6	6.761	42.37	PK-U	35.3	-30.9	0	46.77	-	-	-	-	68.2	-21.43	81	185	H
7	6.761	40.78	PK-U	35.3	-30.9	0	45.18	-	-	-	-	68.2	-23.02	65	224	V

* - indicates frequency in CFR47 Pt 15 / IC RSS-Restricted Band
PK-U - U-NII: Maximum Peak
ADR - U-NII AD primary method, RMS average
FCC Part15C 5GHz UNII RSE.TST
Rev 9.5 20 Sep 2016

This report shall not be reproduced except in full, without the written approval of UL LLC.

LOW CHANNEL – SDM (MCS16)

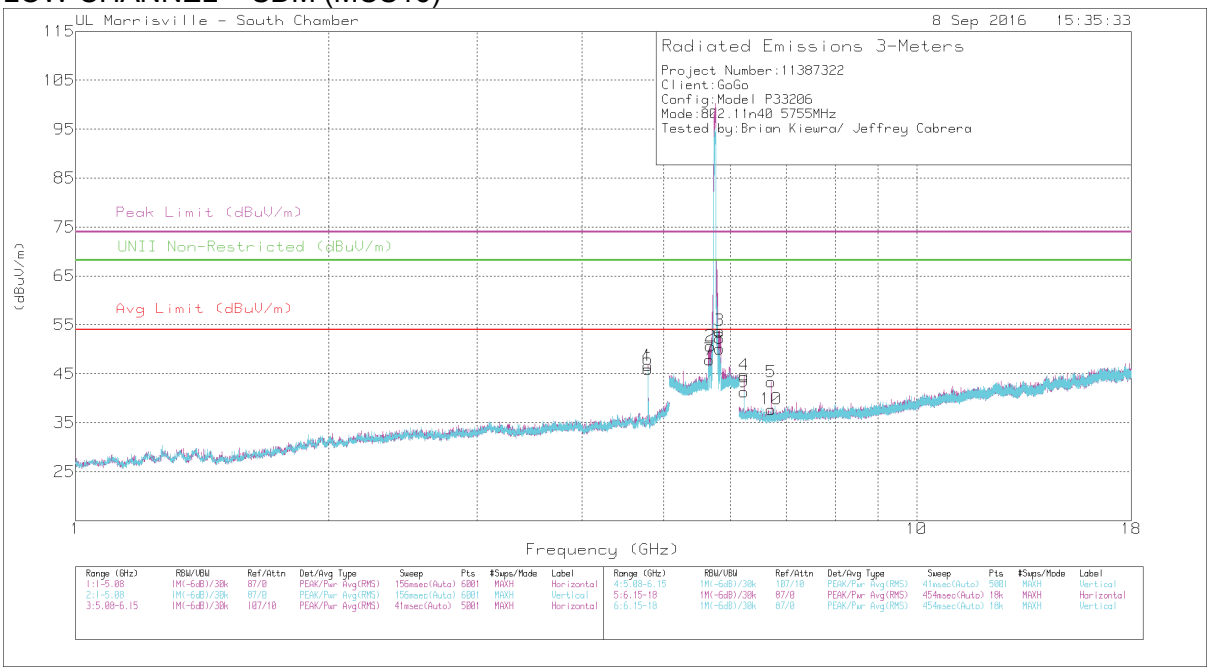

Trace Markers

Marker	Frequency (GHz)	Meter Reading (dBuV)	Det	AF AT0069 (dB/m)	Amp/Cbl/ Fltr/Pad (dB)	DC Corr (dB)	Corrected Reading (dBuV/m)	Avg Limit (dBuV/m)	Margin (dB)	Peak Limit (dBuV/m)	PK Margin (dB)	UNII Non-Restricted (dBuV/m)	PK Margin (dB)	Azimuth (Degs)	Height (cm)	Polarity
1	* 4.796	46.24	PK-U	34	-31	0	49.24	-	-	74	-24.76	-	-	71	100	H
	* 4.796	42.28	ADR	34	-31	0.59	45.87	54	-8.13	-	-	-	-	71	100	H
6	* 4.796	46.16	PK-U	34	-31	0	49.16	-	-	74	-24.84	-	-	96	100	V
	* 4.796	42.05	ADR	34	-31	0.59	45.64	54	-8.36	-	-	-	-	96	100	V
7	5.671	42.86	PK-U	34.7	-23.6	0	53.96	-	-	-	-	68.2	-14.24	55	391	V
2	5.689	48.59	PK-U	34.7	-23.6	0	59.69	-	-	-	-	68.2	-8.51	93	102	H
3	5.83	50.62	PK-U	34.6	-23.3	0	61.92	-	-	-	-	68.2	-6.28	93	216	H
8	5.83	45.19	PK-U	34.6	-23.3	0	56.49	-	-	-	-	68.2	-11.71	69	241	V
4	6.235	44.13	PK-U	35.4	-29.5	0	50.03	-	-	-	-	68.2	-18.17	146	109	H
9	6.235	40.65	PK-U	35.4	-29.5	0	46.55	-	-	-	-	68.2	-21.65	123	225	V
5	6.714	41.99	PK-U	35.5	-29.5	0	47.99	-	-	-	-	68.2	-20.21	157	262	H
10	6.714	38.5	PK-U	35.5	-29.5	0	44.5	-	-	-	-	68.2	-23.7	115	296	V

* - indicates frequency in CFR47 Pt 15 / IC RSS-Restricted Band
Pk - Peak detector
PK-U - U-NII: Maximum Peak
ADR - U-NII AD primary method, RMS average

This report shall not be reproduced except in full, without the written approval of UL LLC.

HIGH CHANNEL – SDM (MCS16)

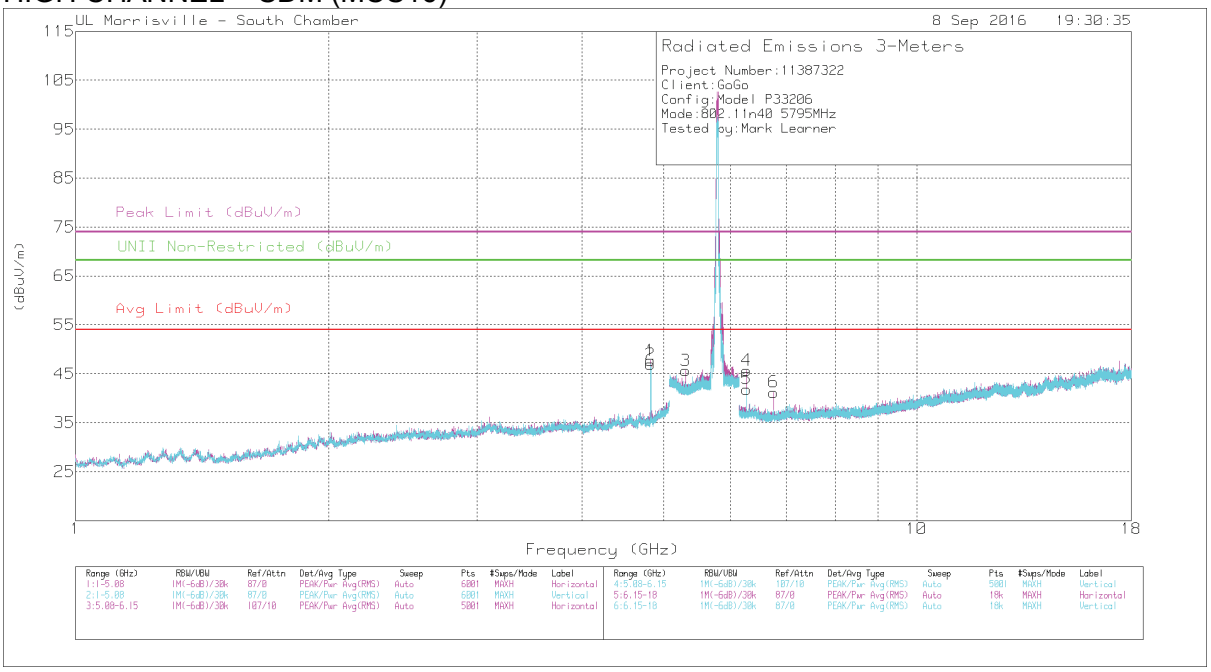

Trace Markers

Marker	Frequency (GHz)	Meter Reading (dBuV)	Det	AF AT0069 (dB/m)	Amp/Cbl/ Fltr/Pad (dB)	DC Corr (dB)	Corrected Reading (dBuV/m)	Avg Limit (dBuV/m)	Margin (dB)	Peak Limit (dBuV/m)	PK Margin (dB)	UNII Non-Restricted (dBuV/m)	PK Margin (dB)	Azimuth (Degs)	Height (cm)	Polarity
1	* 4.829	46.72	PK-U	34.1	-31	0	49.82	-	-	74	-24.18	-	-	134	120	H
	* 4.829	43.04	ADR	34.1	-31	0.59	46.73	54	-7.27	-	-	-	-	134	120	H
2	* 4.829	46.87	PK-U	34.1	-31	0	49.97	-	-	74	-24.03	-	-	104	109	V
	* 4.829	43.1	ADR	34.1	-31	0.59	46.79	54	-7.21	-	-	-	-	104	109	V
3	5.312	38.82	PK-U	34.4	-23	0	50.22	-	-	-	-	68.2	-17.98	30	136	H
4	6.278	44.05	PK-U	35.4	-29.8	0	49.65	-	-	-	-	68.2	-18.55	146	106	H
5	6.278	42.06	PK-U	35.4	-29.8	0	47.66	-	-	-	-	68.2	-20.54	65	116	V
6	6.761	39.24	PK-U	35.4	-28.9	0	45.74	-	-	-	-	68.2	-22.46	144	210	H

* - indicates frequency in CFR47 Pt 15 / IC RSS-Restricted Band
Pk - Peak detector
PK-U - U-NII: Maximum Peak
ADR - U-NII AD primary method, RMS average

This report shall not be reproduced except in full, without the written approval of UL LLC.

9.2.8. 1-18 GHz, 802.11ac VHT80 MODE IN THE 5.8 GHz BAND

AUTHORIZED BANDEDGE (LOW CHANNEL – CDD, MCS0/Nss=1)

HORIZONTAL

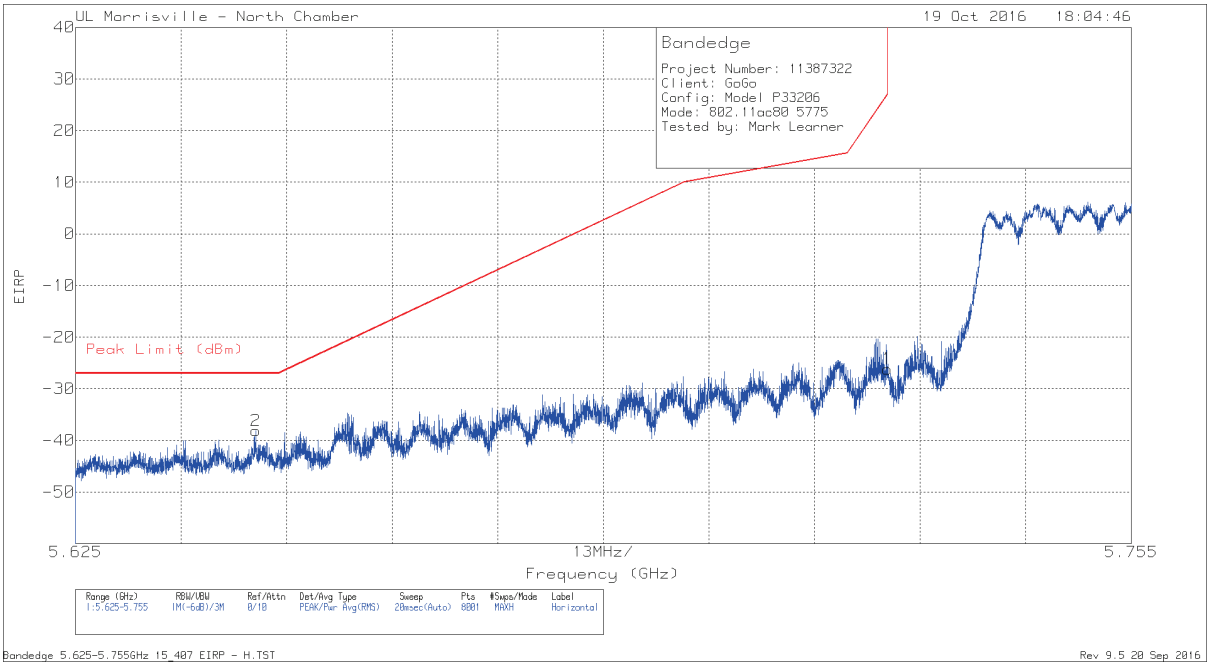

Trace Markers

Marker	Frequency (GHz)	Meter Reading (dBm)	Det	AF AT0072 (dB/m)	Amp/Cbl/Fltr/ Pad (dB)	Conversion Factor (dB)	Corrected Reading EIRP	Peak Limit (dBm)	PK Margin (dB)	Azimuth (Degs)	Height (cm)	Polarity
2	5.647	-61.3	Pk	34.6	-23.2	11.8	-38.1	-27	-11.1	52	252	H
1	5.725	-49.54	Pk	34.7	-23.1	11.8	-26.14	26.97	-53.11	52	252	H

Pk - Peak detector
Bandedge 5.625-5.755GHz 15_407 EIRP - H.TST
Rev 9.5 20 Sep 2016

This report shall not be reproduced except in full, without the written approval of UL LLC.

VERTICAL

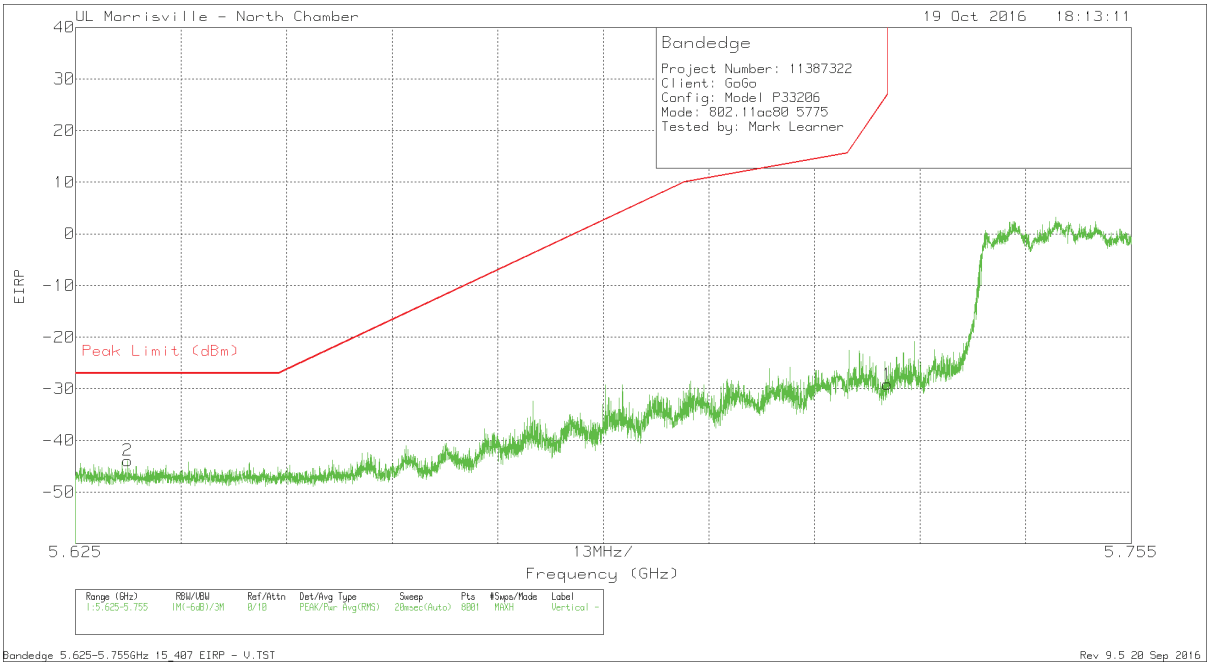

Trace Markers

Marker	Frequency (GHz)	Meter Reading (dBm)	Det	AF AT0072 (dB/m)	Amp/Cbl/Fltr/ Pad (dB)	Conversion Factor (dB)	Corrected Reading EIRP	Peak Limit (dBm)	PK Margin (dB)	Azimuth (Degs)	Height (cm)	Polarity
2	5.631	-66.98	Pk	34.6	-23.3	11.8	-43.88	-27	-16.88	12	348	V
1	5.725	-52.49	Pk	34.7	-23.1	11.8	-29.09	26.97	-56.06	12	348	V

Pk - Peak detector
Bandedge 5.625-5.755GHz 15_407 EIRP - V.TST
Rev 9.5 20 Sep 2016

This report shall not be reproduced except in full, without the written approval of UL LLC.

AUTHORIZED BANDEDGE (HIGH CHANNEL – CDD, MCS0/Nss=1)

HORIZONTAL

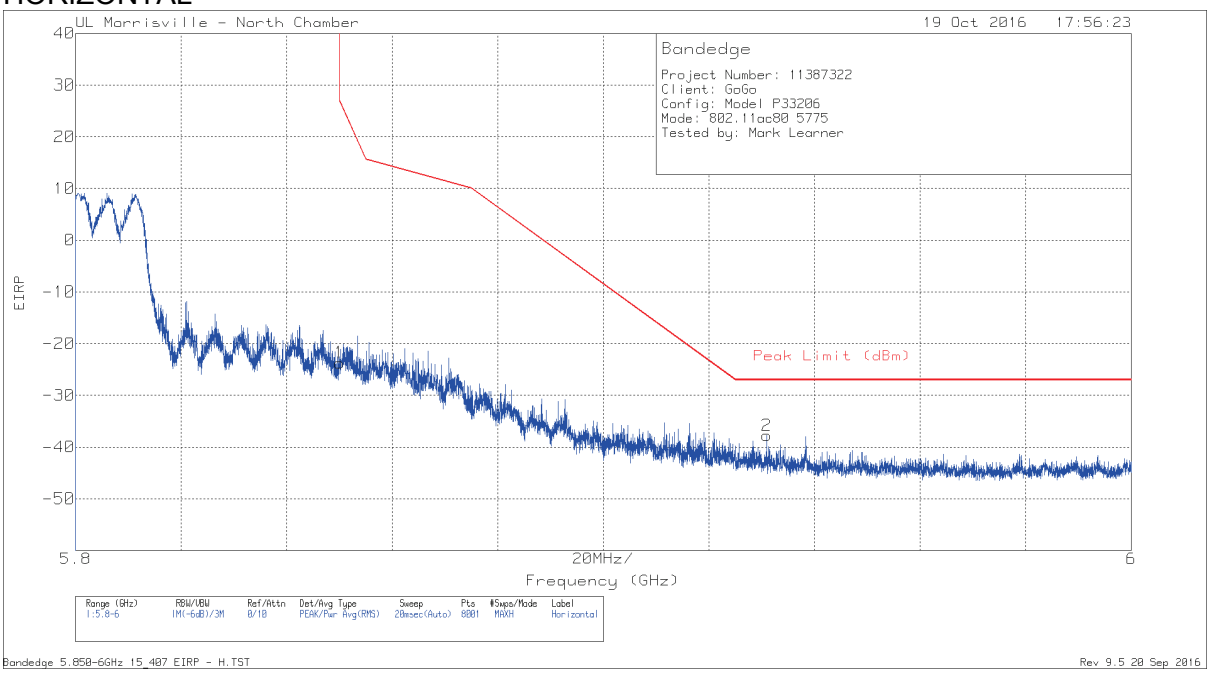

Trace Markers

Marker	Frequency (GHz)	Meter Reading (dBm)	Det	AF AT0072 (dB/m)	Amp/Cbl/Fltr/ Pad (dB)	Conversion Factor (dB)	Corrected Reading EIRP	Peak Limit (dBm)	PK Margin (dB)	Azimuth (Degs)	Height (cm)	Polarity
1	5.85	-47.51	Pk	34.7	-22.7	11.8	-23.71	26.94	-50.65	43	260	H
2	5.931	-62.26	Pk	35	-22.3	11.8	-37.76	-27	-10.76	43	260	H

Pk - Peak detector
Bandedge 5.850-6GHz 15_407 EIRP - H.TST
Rev 9.5 20 Sep 2016

This report shall not be reproduced except in full, without the written approval of UL LLC.

VERTICAL

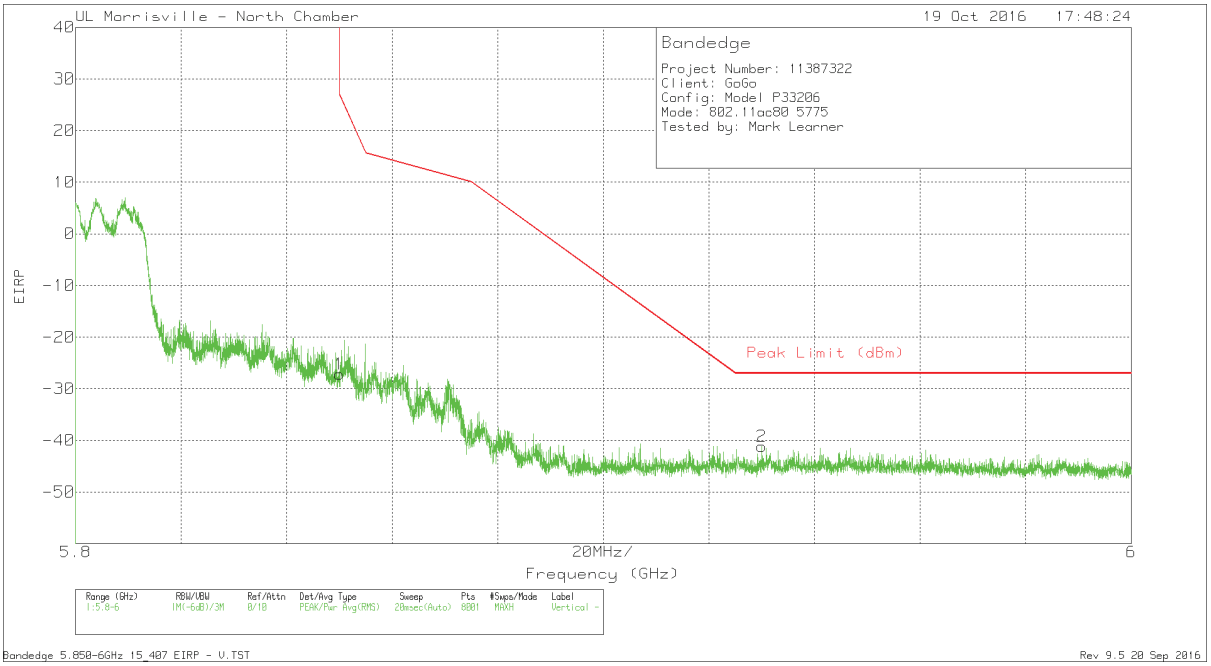

Trace Markers

Marker	Frequency (GHz)	Meter Reading (dBm)	Det	AF AT0072 (dB/m)	Amp/Cbl/Fltr/ Pad (dB)	Conversion Factor (dB)	Corrected Reading EIRP	Peak Limit (dBm)	PK Margin (dB)	Azimuth (Degs)	Height (cm)	Polarity
1	5.85	-50.97	Pk	34.7	-22.7	11.8	-27.17	26.94	-54.11	360	363	V
2	5.93	-65.66	Pk	35	-22.3	11.8	-41.16	-27	-14.16	360	363	V

Pk - Peak detector
Bandedge 5.850-6GHz 15_407 EIRP - V.TST
Rev 9.5 20 Sep 2016

This report shall not be reproduced except in full, without the written approval of UL LLC.

AUTHORIZED BANDEDGE (LOW CHANNEL – SDM, MCS0/Nss = 3)

HORIZONTAL

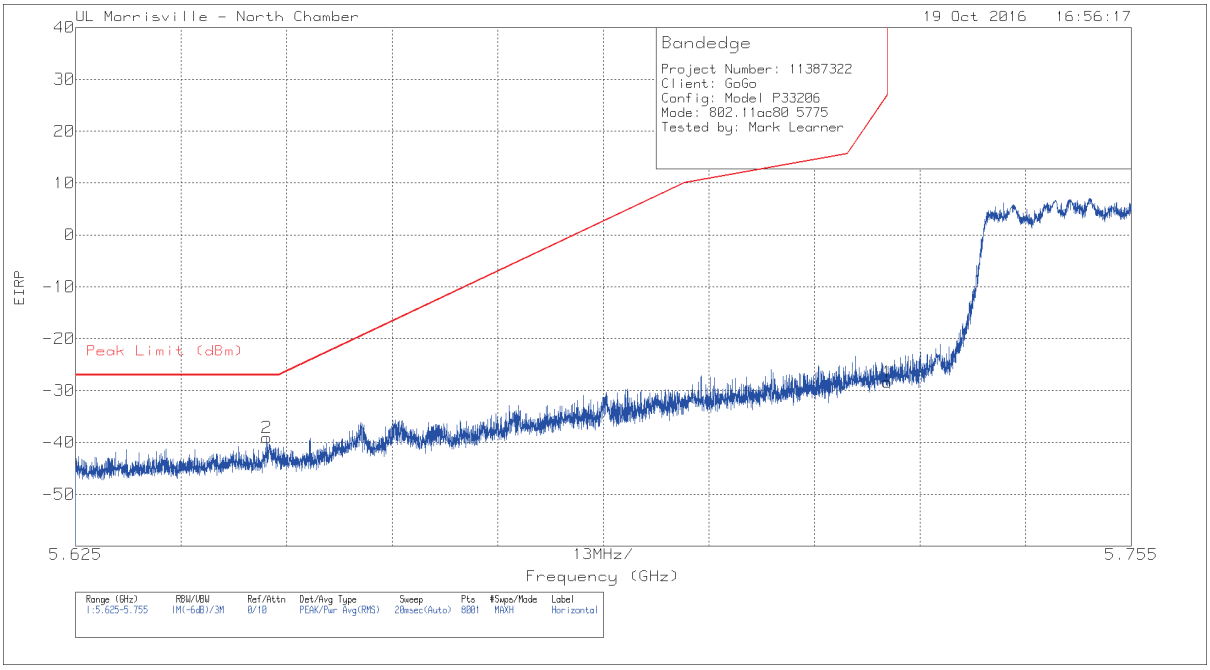

Trace Markers

Marker	Frequency (GHz)	Meter Reading (dBm)	Det	AF AT0072 (dB/m)	Amp/Cbl/Fltr/ Pad (dB)	Conversion Factor (dB)	Corrected Reading EIRP	Peak Limit (dBm)	PK Margin (dB)	Azimuth (Degs)	Height (cm)	Polarity
2	5.649	-62.26	Pk	34.6	-23.2	11.8	-39.06	-27	-12.06	10	103	H
1	5.725	-51.78	Pk	34.7	-23.1	11.8	-28.38	26.97	-55.35	10	103	H

Pk - Peak detector

This report shall not be reproduced except in full, without the written approval of UL LLC.

VERTICAL

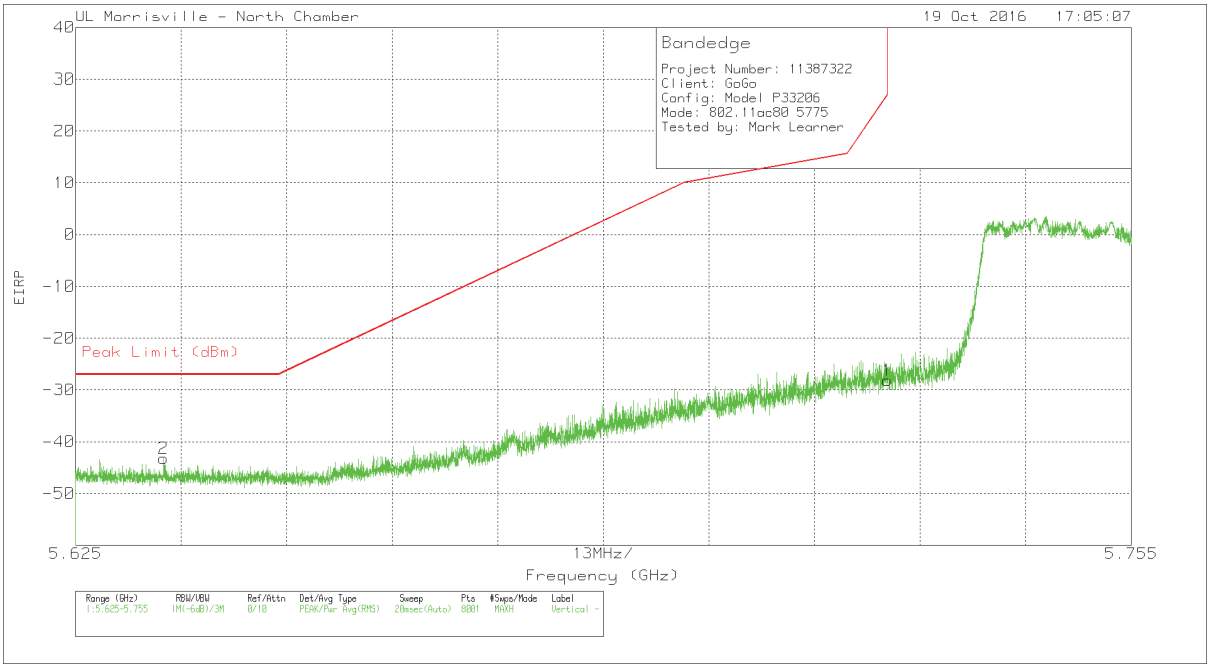

Trace Markers

Marker	Frequency (GHz)	Meter Reading (dBm)	Det	AF AT0072 (dB/m)	Amp/Cbl/Fltr/ Pad (dB)	Conversion Factor (dB)	Corrected Reading EIRP	Peak Limit (dBm)	PK Margin (dB)	Azimuth (Degs)	Height (cm)	Polarity
2	5.636	-66.39	Pk	34.6	-23.2	11.8	-43.19	-27	-16.19	348	390	V
1	5.725	-51.52	Pk	34.7	-23.1	11.8	-28.12	26.97	-55.09	348	390	V

Pk - Peak detector

This report shall not be reproduced except in full, without the written approval of UL LLC.

AUTHORIZED BANDEDGE (HIGH CHANNEL – SDM, MCS0/Nss=3)

HORIZONTAL

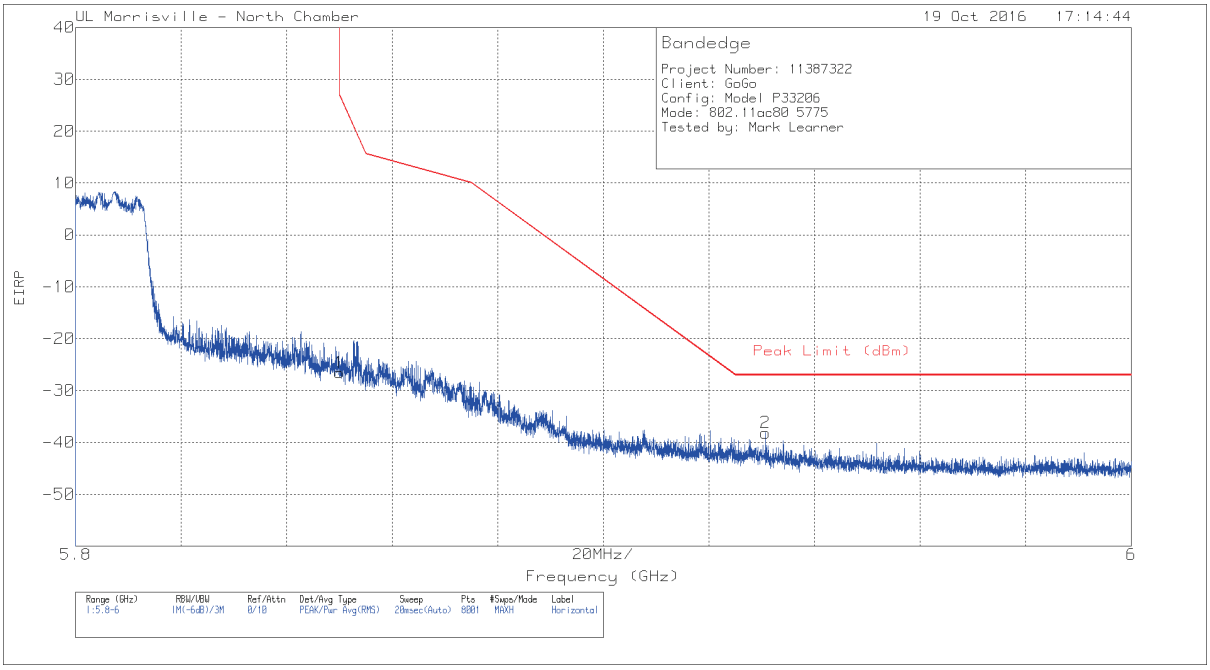

Trace Markers

Marker	Frequency (GHz)	Meter Reading (dBm)	Det	AF AT0072 (dB/m)	Amp/Cbl/Fltr/ Pad (dB)	Conversion Factor (dB)	Corrected Reading EIRP	Peak Limit (dBm)	PK Margin (dB)	Azimuth (Degs)	Height (cm)	Polarity
1	5.85	-50.34	Pk	34.7	-22.7	11.8	-26.54	26.94	-53.48	7	101	H
2	5.931	-62.65	Pk	35	-22.3	11.8	-38.15	-27	-11.15	7	101	H

Pk - Peak detector

This report shall not be reproduced except in full, without the written approval of UL LLC.

VERTICAL

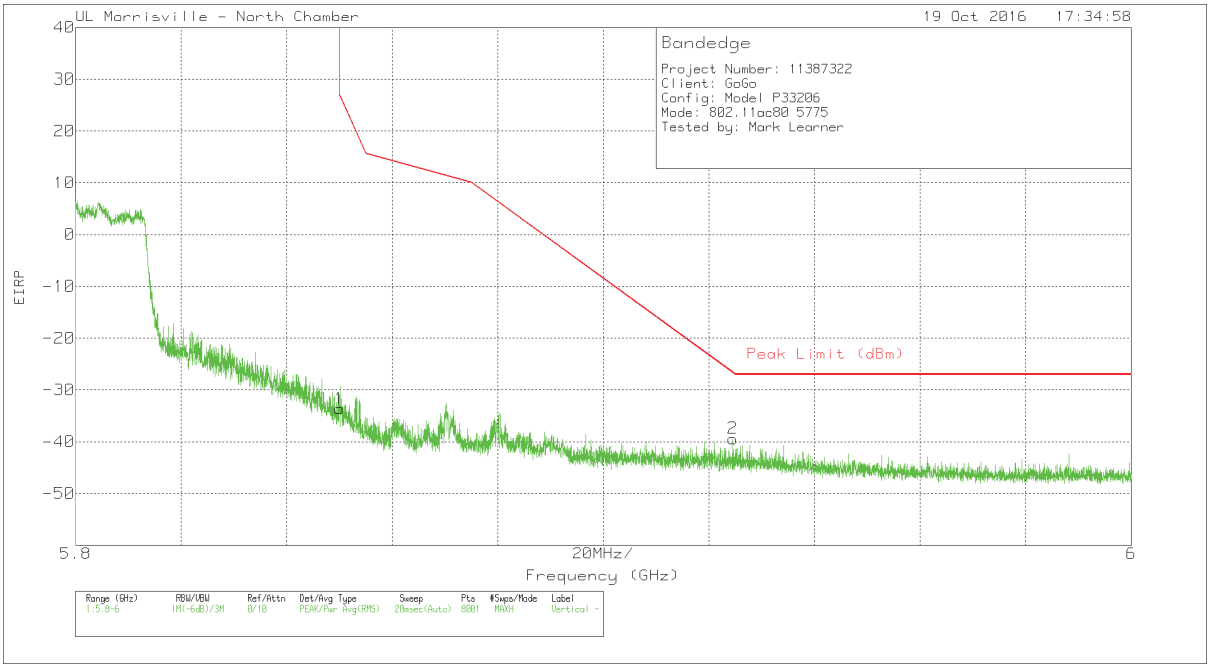

Trace Markers

Marker	Frequency (GHz)	Meter Reading (dBm)	Det	AF AT0072 (dB/m)	Amp/Cbl/Fltr/ Pad (dB)	Conversion Factor (dB)	Corrected Reading EIRP	Peak Limit (dBm)	PK Margin (dB)	Azimuth (Degs)	Height (cm)	Polarity
1	5.85	-57.42	Pk	34.7	-22.7	11.8	-33.62	26.94	-60.56	350	380	V
2	5.925	-63.88	Pk	35	-22.3	11.8	-39.38	-26.67	-12.71	350	380	V

Pk - Peak detector

This report shall not be reproduced except in full, without the written approval of UL LLC.

HARMONICS AND SPURIOUS EMISSIONS

CDD (MCS0/Nss=1)

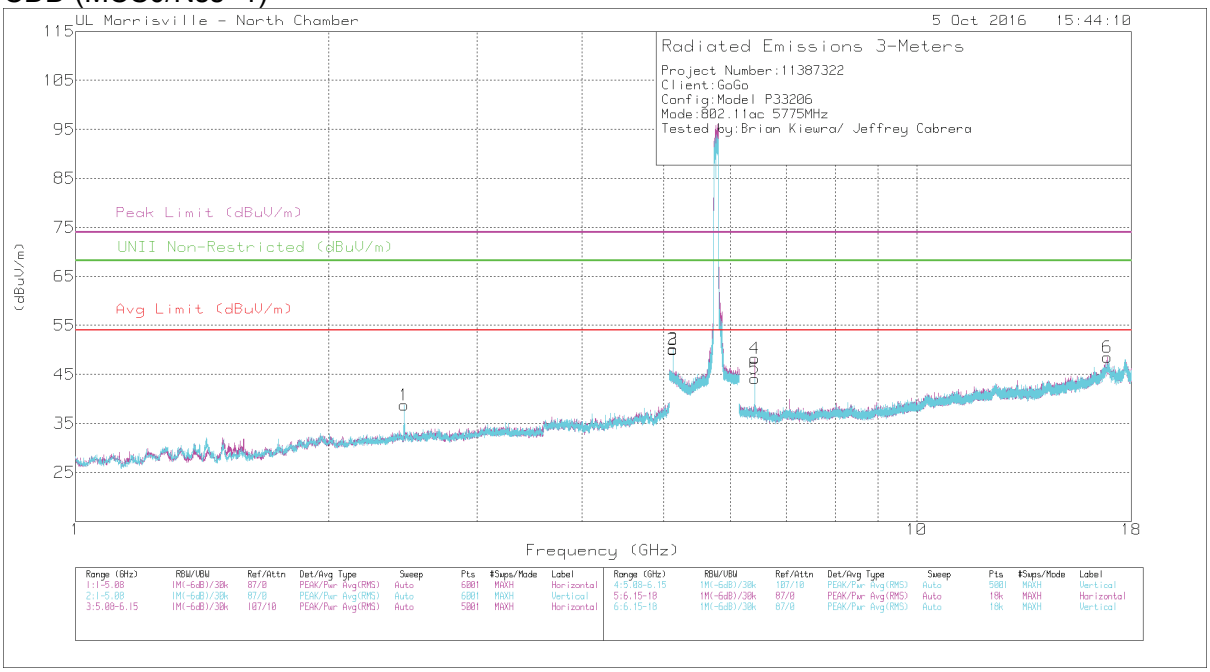

Trace Markers

Marker	Freq (GHz)	Meter Reading (dBuV)	Det	AF AT0072 (dB/m)	Amp/Cbl /Fltr/Pad (dB)	DC Corr (dB)	Corrected Reading (dBuV/m)	Avg Limit (dBuV/m)	Margin (dB)	Peak Limit (dBuV/m)	PK Margin (dB)	UNII Non-Restricted (dBuV/m)	PK Margin (dB)	Azimuth (Degs)	Height (cm)	Pol
2	* 5.133	43.68	PK-U	34.2	-22.9	0	54.98	-	-	74	-19.02	-	-	269	313	H
	* 5.133	36.94	ADR	34.2	-22.9	.84	49.08	54	-4.92	-	-	-	-	269	313	H
3	* 5.133	42.78	PK-U	34.2	-22.9	0	54.08	-	-	74	-19.92	-	-	22	115	V
	* 5.133	34.7	ADR	34.2	-22.9	.84	46.84	54	-7.16	-	-	-	-	22	115	V
1	2.459	42.65	PK-U	32.3	-34.2	0	40.75	-	-	-	-	68.2	-27.45	343	191	V
4	6.417	47.15	PK-U	35.4	-30.6	0	51.95	-	-	-	-	68.2	-16.25	264	252	H
5	6.417	44.18	PK-U	35.4	-30.6	0	48.98	-	-	-	-	68.2	-19.22	294	251	V
6	16.865	35.09	PK-U	42	-24.1	0	52.99	-	-	-	-	68.2	-15.21	91	306	H

* - indicates frequency in CFR47 Pt 15 / IC RSS-Restricted Band
PK-U - U-NII: Maximum Peak
ADR - U-NII AD primary method, RMS average

This report shall not be reproduced except in full, without the written approval of UL LLC.

SDM (MCS0/Nss=3)

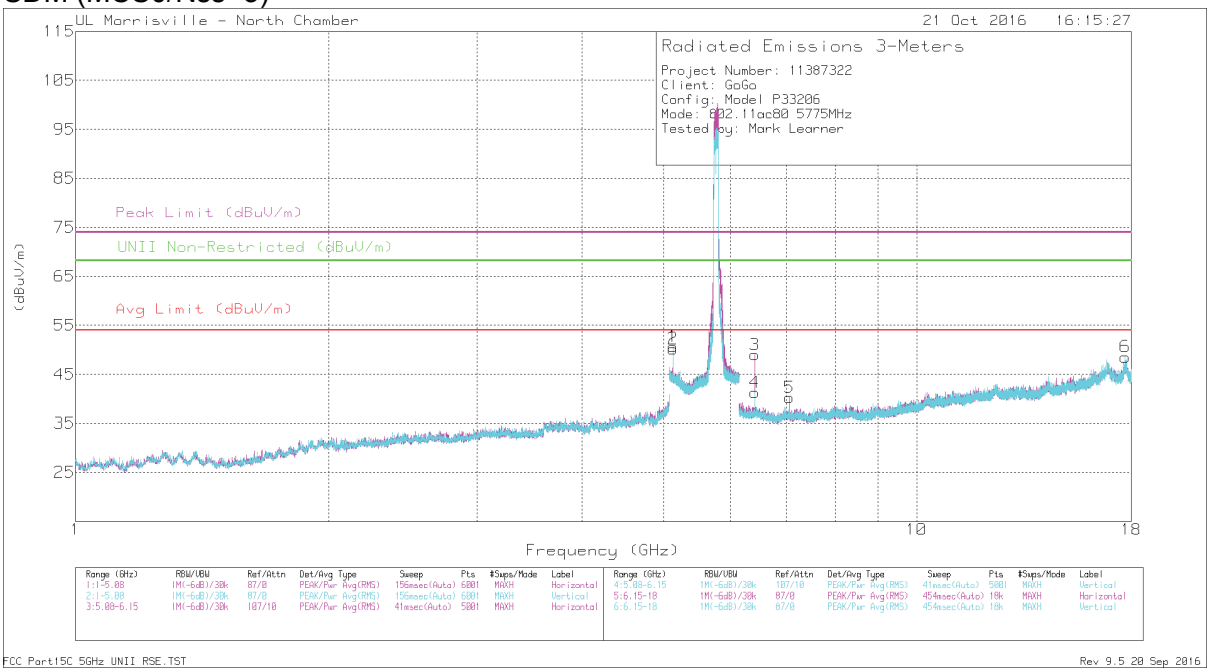

Trace Markers

Marker	Freq (GHz)	Meter Reading (dBuV)	Det	AF AT0072 (dB/m)	Amp/Cbl/ Fltr/Pad (dB)	DC Corr (dB)	Corrected Reading (dBuV/m)	Avg Limit (dBuV/m)	Margin (dB)	Peak Limit (dBuV/m)	PK Margin (dB)	UNII Non-Restricted (dBuV/m)	PK Margin (dB)	Azimuth (Degs)	Height (cm)	Pol
2	* 5.133	44.77	PK-U	34.2	-22.9	0	56.07	-	-	74	-17.93	-	-	68	103	H
	* 5.133	37.04	ADR	34.2	-22.9	1.80	50.14	54	-3.86	-	-	-	-	68	103	H
1	* 5.133	44.26	PK-U	34.2	-22.9	0	55.56	-	-	74	-18.44	-	-	2	106	V
	* 5.133	35.88	ADR	34.2	-22.9	1.80	48.98	54	-5.02	-	-	-	-	2	106	V
6	* 17.705	34.47	PK-U	41.4	-22.1	0	53.77	-	-	74	-20.23	-	-	229	292	V
	* 17.702	22.94	ADR	41.4	-22.2	1.80	43.94	54	-10.06	-	-	-	-	229	292	V
3	6.417	48.1	PK-U	35.4	-30.6	0	52.9	-	-	-	-	68.2	-15.3	12	103	H
4	6.417	44.18	PK-U	35.4	-30.6	0	48.98	-	-	-	-	68.2	-19.22	358	270	V
5	7.058	41.29	PK-U	35.5	-30.4	0	46.39	-	-	-	-	68.2	-21.81	79	102	H

* - indicates frequency in CFR47 Pt 15 / IC RSS-Restricted Band
PK-U - U-NII: Maximum Peak
ADR - U-NII AD primary method, RMS average
FCC Part15C 5GHz UNII RSE.TST
Rev 9.5 20 Sep 2016

This report shall not be reproduced except in full, without the written approval of UL LLC.

9.3. WORST-CASE ABOVE 18GHz

SPURIOUS EMISSIONS 18-26GHz (WORST-CASE CONFIGURATION)

Trace Markers

Marker	Frequency (GHz)	Meter Reading (dBuV)	Det	AF AT0076 (dB/m)	Amp/Cbl (dB)	DC Corr (dB)	Corrected Reading (dBuV/m)	Average Limit (dBuV/m)	Margin (dB)	Peak Limit (dBuV/m)	Margin (dB)	UNII Non-Restricted (dBuV/m)	PK Margin (dB)	Azimuth (Degs)	Height (cm)	Polarity
1	* 19.881	47	PK-U	33.1	-40.5	0	39.6	54	-14.4	74	-34.4	-	-	46	103	H
4	* 20.402	47.39	PK-U	33.3	-40.2	0	40.49	54	-13.51	74	-33.51	-	-	79	198	V
5	23.413	46.62	Pk	34.1	-39.2	0	41.52	-	-	-	-	68.2	-26.68	0-360	101	V
2	23.428	47.13	Pk	34.1	-39.4	0	41.83	-	-	-	-	68.2	-26.37	0-360	151	H
6	25.389	46.44	Pk	34.3	-38.1	0	42.64	-	-	-	-	68.2	-25.56	0-360	199	V
3	26.153	46.01	Pk	34.7	-37.5	0	43.21	-	-	-	-	68.2	-24.99	0-360	299	H

* - indicates frequency in CFR47 Pt 15 / IC RSS-Restricted Band
Pk - Peak detector
PK-U - U-NII: Maximum Peak
ADR - U-NII AD primary method, RMS average

This report shall not be reproduced except in full, without the written approval of UL LLC.

SPURIOUS EMISSIONS 26-40GHz (WORST-CASE CONFIGURATION)

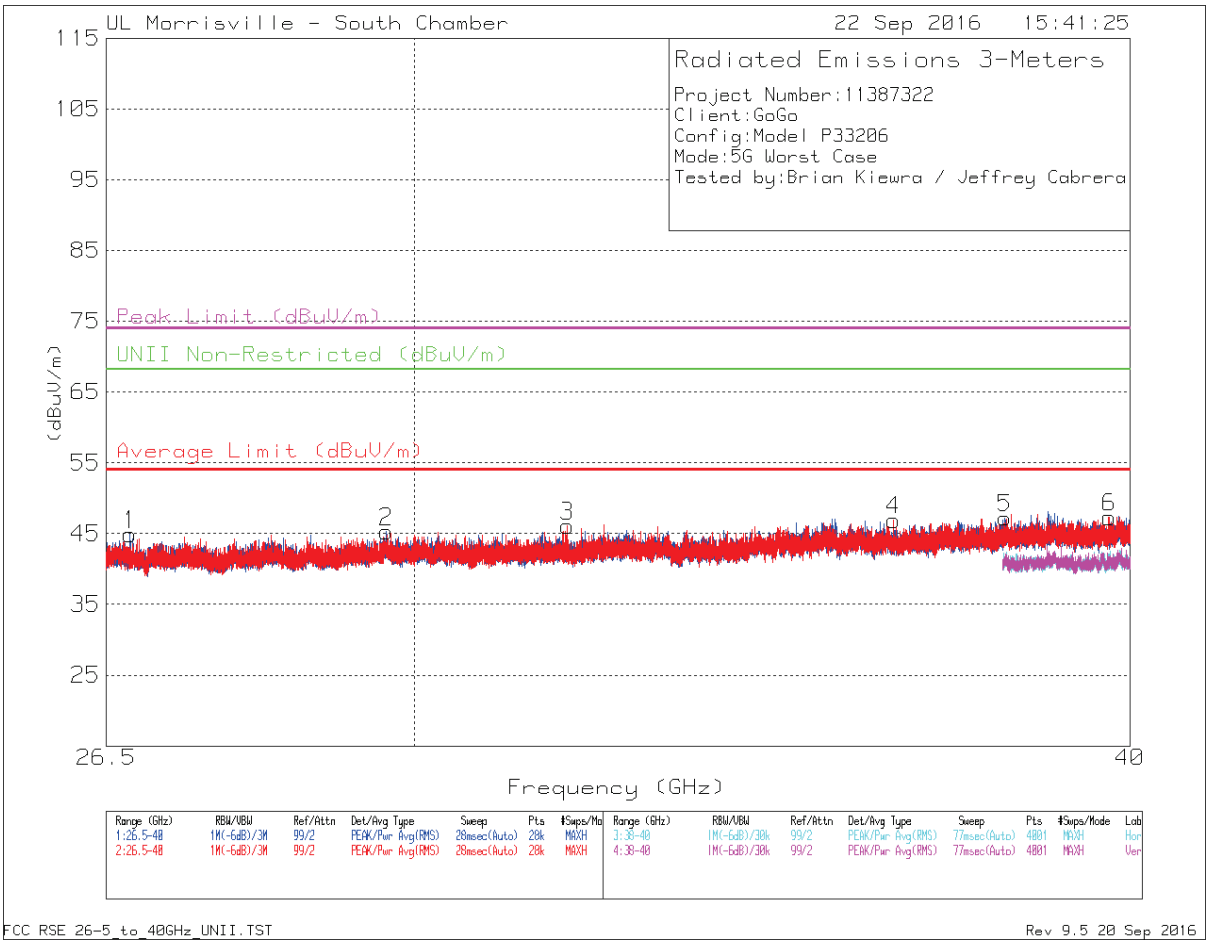

Trace Markers

Marker	Frequency (GHz)	Meter Reading (dBuV)	Det	AF AT0077 (dB/m)	Amp/Cbl (dB)	DC Corr (dB)	Corrected Reading (dBuV/m)	Average Limit (dBuV/m)	Margin (dB)	Peak Limit (dBuV/m)	Margin (dB)	UNII Non-Restricted (dBuV/m)	PK Margin (dB)	Azimuth (Degs)	Height (cm)	Polarity
6	* 39.672	45.04	PK-U	38.9	-35.9	0	48.04	54	-5.96	74	-25.96	-	-	235	251	V
	* 39.671	34.06	ADR	38.9	-35.9	.2	37.26	54	-16.74	74	-36.73	-	-	235	251	V
1	26.757	45.79	PK-U	36	-37.2	0	44.59	-	-	-	-	68.2	-23.61	278	102	H
2	29.665	44.33	PK-U	36.7	-35.5	0	45.53	-	-	-	-	68.2	-22.67	314	102	H
3	31.903	43.42	PK-U	36.7	-35.1	0	45.02	-	-	-	-	68.2	-23.18	345	153	V
4	36.375	45.81	PK-U	37.9	-36.8	0	46.91	-	-	-	-	68.2	-21.29	277	251	V
5	38.037	46.75	PK-U	38.3	-36.9	0	48.15	-	-	-	-	68.2	-20.05	262	198	H

* - indicates frequency in CFR47 Pt 15 / IC RSS-Restricted Band
Pk - Peak detector
PK-U - U-NII: Maximum Peak
ADR - U-NII AD primary method, RMS average

This report shall not be reproduced except in full, without the written approval of UL LLC.

9.4. WORST-CASE BELOW 1 GHz

Note: All measurements were made at a test distance of 3 m. The limits in the plots and tabular data are the FCC/IC limits extrapolated from the specification distance (300 m from 9-490 kHz and 30 m from 490 kHz – 30 MHz) to the measurement distance to clearly show the relative levels of fundamental and spurious emissions and demonstrate compliance with the requirement that the level of any spurious emissions be below the level of the intentionally transmitted signal. The extrapolation factor for the limits were 40*Log (specification distance / test distance). Although these tests were performed at a test site other than an open area test site, adequate comparison measurements were confirmed against 30 m open area test site. Therefore sufficient tests were made to demonstrate that the alternative site produces results that correlate with the ones of tests made in an open field based on KDB 937606.

SPURIOUS EMISSIONS 9 kHz to 30 MHz (WORST-CASE CONFIGURATION)

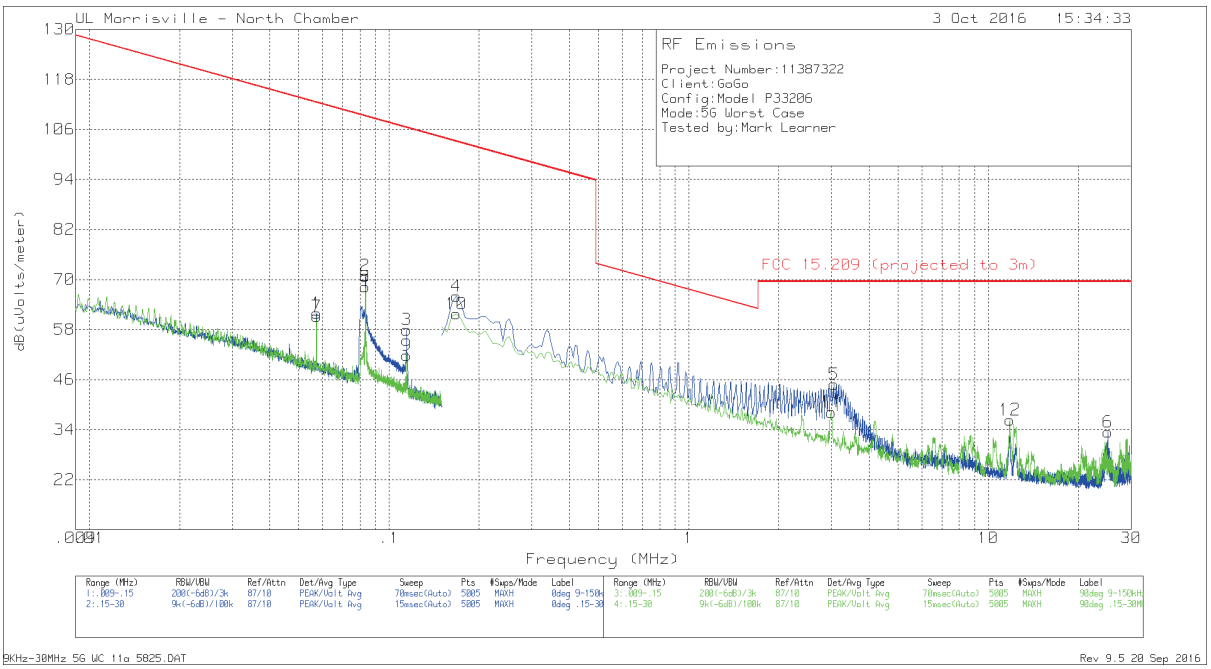

This report shall not be reproduced except in full, without the written approval of UL LLC.

Marker	Frequency (MHz)	Meter Reading (dBuV)	Det	AT0079 AF (dB/m)	Cbl (dB)	Corrected Reading dB(uVolts/meter)	FCC 15.209 (projected to 3m)	Margin (dB)	Azimuth (Degs)
1	.05733	49.55	Pk	12.3	.1	61.95	112.44	-50.49	0-360
7	.05733	48.75	Pk	12.3	.1	61.15	112.44	-51.29	0-360
2	.08342	58.89	Pk	12	.1	70.99	109.18	-38.19	0-360
8	.08344	56.13	Pk	12	.1	68.23	109.18	-40.95	0-360
3	.11462	45.85	Pk	12	.1	57.95	106.42	-48.47	0-360
9	.11464	39.76	Pk	12	.1	51.86	106.42	-54.56	0-360
4	.1679	53.98	Pk	11.9	.1	65.98	103.1	-37.12	0-360
10	.1679	49.78	Pk	11.9	.1	61.78	103.1	-41.32	0-360
11	2.99531	25.79	Pk	12.1	.3	38.19	69.54	-31.35	0-360
5	3.04899	32.49	Pk	12.1	.3	44.89	69.54	-24.65	0-360
12	11.80263	24.84	Pk	10.9	.6	36.34	69.54	-33.2	0-360
6	25.07177	23.39	Pk	9.2	.8	33.39	69.54	-36.15	0-360

Pk - Peak detector
Rev 9.5 20 Sep 2016

This report shall not be reproduced except in full, without the written approval of UL LLC.

SPURIOUS EMISSIONS 30 TO 1000 MHz (WORST-CASE CONFIGURATION)

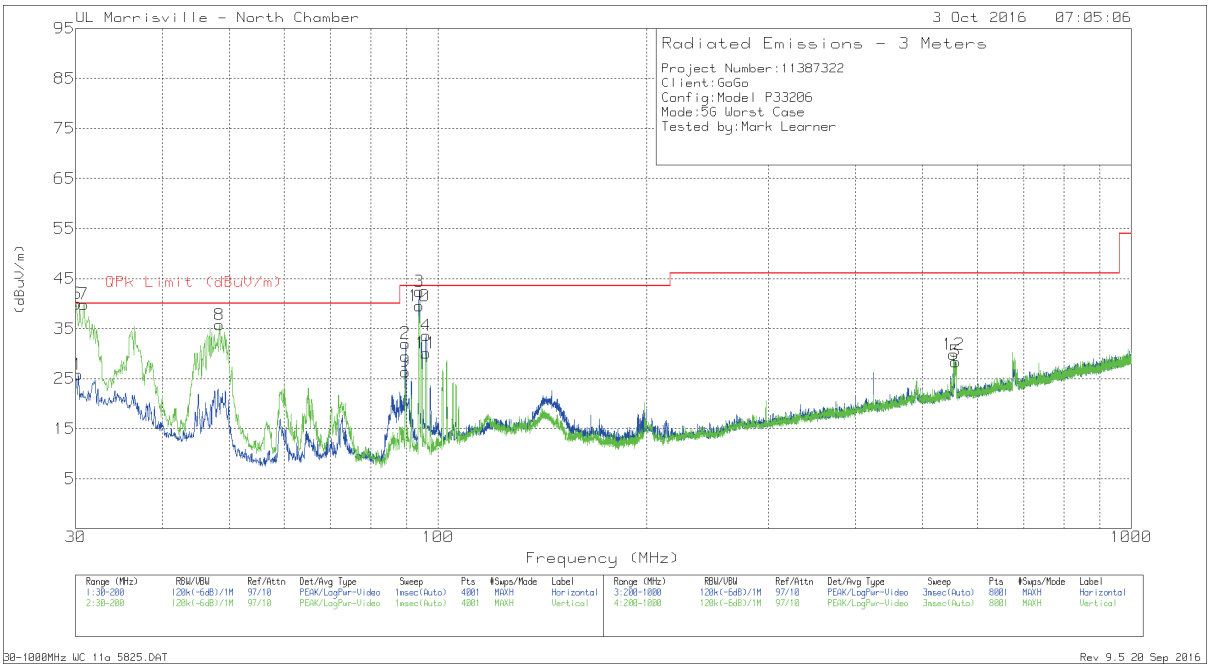

Trace Markers

Marker	Frequency (MHz)	Meter Reading (dBuV)	Det	AT0074 AF (dB/m)	Amp/Cbl (dB)	Corrected Reading (dBuV/m)	QPk Limit (dBuV/m)	Margin (dB)	Azimuth (Degs)	Height (cm)	Polarity
6	30.2576	35.76	Qp	25.8	-31.8	29.76	40	-10.24	49	105	V
1	30.255	31.8	Pk	25.8	-31.8	25.8	40	-14.2	0-360	198	H
7	30.8986	33.71	Qp	25.3	-31.8	27.21	40	-12.79	40	105	V
8	48.5046	42.31	Qp	13.1	-31.6	23.81	40	-16.19	4	105	V
2	89.7125	51.44	Pk	11.7	-31.1	32.04	43.52	-11.48	0-360	198	H
9	89.7125	45.8	Pk	11.7	-31.1	26.4	43.52	-17.12	0-360	102	V
3	93.9193	59.67	Qp	12.5	-31.1	41.07	43.52	-2.45	319	299	H
10	93.954	60.55	Qp	12.5	-31.1	41.95	43.52	-1.57	227	105	V
11	96.045	48.02	Pk	13.1	-31	30.12	43.52	-13.4	0-360	102	V
4	96.0875	51.54	Pk	13.1	-31	33.64	43.52	-9.88	0-360	299	H
12	554.3	35.84	Pk	22.7	-28.7	29.84	46.02	-16.18	0-360	202	V
5	557.9	34.31	Pk	22.8	-28.7	28.41	46.02	-17.61	0-360	399	H

Pk - Peak detector
Qp - Quasi-Peak detector
Rev 9.5 20 Sep 2016

This report shall not be reproduced except in full, without the written approval of UL LLC.

10. AC POWER LINE CONDUCTED EMISSIONS

LIMITS

FCC §15.207 (a)
RSS-Gen 7.2.2

Frequency of Emission (MHz)	Conducted Limit (dBuV)	
	Quasi-peak	Average
0.15-0.5	66 to 56 *	56 to 46 *
0.5-5	56	46
5-30	60	50

* Decreases with the logarithm of the frequency.

TEST PROCEDURE

The EUT is placed on a non-conducting table 40 cm from the vertical ground plane and 80 cm above the horizontal ground plane. The EUT is configured in accordance with ANSI C63.10.

The receiver is set to a resolution bandwidth of 9 kHz. Peak detection is used unless otherwise noted as quasi-peak or average.

Line conducted data is recorded for both NEUTRAL and HOT lines.

RESULTS

This testing was deemed not applicable because the EUT is supplied via an aircraft's APU (auxiliary power unit) and not via direct or indirect connection to the public utility (AC) power line.

This report shall not be reproduced except in full, without the written approval of UL LLC.